



GOVERNMENT OF
**PUERTO
RICO**



Puerto Rico
Aqueduct and
Sewer Authority

FAASt WORKPLAN

Puerto Rico Aqueduct and Sewer Authority (PRASA)

Post-Fixed Cost Estimate Obligation Workplan

FEMA-4339-DR-PR

FEMA Accelerated Award Strategy (FAASt)

APRIL 2021

NOMENCLATURE

AMWA	Association of Metropolitan Water Agencies
ASTM	American Society of Testing and Materials
AWIA	America's Water Infrastructure Act of 2018
AWWA	American Water Works Association
AAA	Puerto Rico Aqueduct and Sewer Authority
B	PRASA Building (s)
BBA	2018 Bipartisan Budget Act
CIP	Capital Improvement Program
COR3	Central Office of Recovery, Reconstruction, and Resiliency
CWA	Clean Water Act
CDBG-DR	Community Development Block Grant Disaster Recovery
D	Dam (s)
DOH	Department of Health
D & T -WL	Distribution and Transmission Water Line (s)
EQB	Environmental Quality Board
FAASt	FEMA Accelerated Award Strategy
FEMA	Federal Emergency Management Agency
FY	Fiscal Year (PR Fiscal Year from July to June)
GIS	Geographical Information System
Government	Government of Puerto Rico
Governor	Governor of Puerto Rico
HUD	Department of Housing and Urban Development
ICC	International Building Code
KPIs	Key Performance Indicators
kWh	Kilowatt-Hours
MGD	Million Gallons per Day
NFPA	National Fire Protection Association
NPS	National Primary Standards
NSF	National Standards Foundation



OMB	Puerto Rico Office of Management and Budget
O&M	Operations and Maintenance
OO	Ocean Outfalls
PPTD	Projects Pending to be Determined
PR	Puerto Rico
PRASA	Puerto Rico Aqueduct and Sewer Authority
PRDH	Puerto Rico Department of Health
PREPA	Puerto Rico Electric Power Authority
PRIFA	Puerto Rico Infrastructure Finance Authority
PROMESA	Puerto Rico Oversight, Management, and Economic Stability Act
PSI	Pounds per Square Inch
PWSID	Potable Water System Identification
Regions	Operational Regions
R	Reservoirs
RD	Reservoirs Dredging
RFQ	Request for Qualification
RFP	Request for Proposal
RWI	Raw Water Intake
RWW	Raw Water Well (s)
SDWA	Safe Drinking Water Act
System	Authority's Public Water Supply and Wastewater System
SOP	Standard Operating Procedure
SOW	Scope of Work
STS	Sludge Treatment System
T	PRASA Telemetry System
TSL	Trunk Sewer Line (s)
US	United States of America
USDA	United States Department of Agriculture
USEPA	United States Environmental Protection Agency



WM	Water Meter (s)
WST	Water Storage Tank (s)
WTP	Water Treatment Plant (s)
WPS	Water Pump Station (s)
WWTP	Wastewater Treatment Plant (s)
WWPS	Wastewater Pump Station (s)

SYMBOLS

\$	Dollar
%	Percent
Q	Quarter



TABLE OF CONTENTS

Chapter 1 Executive Summary	1-8
1.1 The Investment Strategy Overview	1-3
1.2 Asset Categories and Prioritization Approach	1-3
1.3 Plan Overview.....	1-6
1.4 Near-Term Projects Profile (2021-2023).....	1-11
1.5 Mid- Term Projects Profile (2024-2027)	1-20
1.6 Long-Term Projects Profile (2028 and beyond)	1-26
1.7 Program Management.....	1-28
Chapter 2 Introduction	2-29
Chapter 3 PRASA’s Infrastructure Investment Strategy	3-31
3.1 Context.....	3-31
3.2 Overview of Investment Strategy	3-32
Chapter 4 PRASA’s Prioritized Infrastructure Projects	4-34
4.1 Overview	4-34
4.2 Asset Category Descriptions.....	4-34
4.3 Project Prioritization Approach	4-44
4.4 Near-Term Category Overview	4-44
4.4.1 Description of Near-Term Priority Projects.....	4-45
4.4.2 Summary of Near-Term Priority Projects.....	4-51
4.4.3 COR3 and FEMA Submissions Timeline.....	4-52
4.4.4 List of Near-Term Priority Projects	4-52



4.5	Mid-Term Category Overview	4-53
4.5.1	Description of Mid-Term Category Overview	4-54
4.5.2	Summary of Mid-Term Priority Projects.....	4-57
4.5.3	Mid-Term COR3 and FEMA Submission Timeline.....	4-57
4.5.4	List of Mid-Term Priority Projects	4-58
4.6	Long- Term Category Overview.....	4-59
4.6.1	Description of Long-Term Category Overview.....	4-59
4.6.2	Summary of Long-Term Priority Projects	4-62
4.6.3	Long- Term COR3 and FEMA Submission Timeline.....	4-63
4.6.4	List of Long-Term Priority Projects	4-63
Chapter 5 PRASA’s Plan Schedule.....		5-65
5.1	Timing Assumptions.....	5-65
5.2	Estimated Project Timing Assumptions.....	5-66
Chapter 6 PRASA’s Management Approach		6-67
Chapter 7 Appendix A.....		7-70
7.1	Appendix A: Table A.1- List of PRASA Projects FAASt Near-Term	7-70
7.2	Appendix A: Table A.2- List of PRASA Projects FAASt Mid-Term	7-78
7.3	Appendix A: Table A.3- List of PRASA Projects FAASt Long-Term	7-84
Chapter 8 Appendix B.....		8-86
8.1	Appendix B: FAASt Plan Projects Schedule.....	8-86



LIST OF FIGURES

Figure 1-1: Projected Cash Flow and Cost-share Allocation Needs by FY (\$ Million)..... 1-8
Figure 1-2: Projected Cash Flow by Asset Category by Fiscal Year (\$ Million).....1-9
Figure 1-3: FEMA SOW Initial Submittal Timeline 1-11
Figure 1-4: Total Estimated Cost by Asset Category for Near-Term Projects(\$M)..... 1-12
Figure 1-5: Total Estimated Cost by Asset Category for Mid-Term Projects(\$M)..... 1-20
Figure 1-6: Total Estimated Cost by Asset Category for Long-Term Projects(\$M) 1-26
Figure 4-1: COR3 and FEMA Near-Term SOW Project Submissions by Quarter 4-52
Figure 4-2:-COR3 and FEMA Near-Term SOW Submissions by Quarter 4-58
Figure 4-3: COR3 and FEMA Long-Term SOW Submissions by Quarter..... 4-63
Figure 6-1: COR3’s Federal Grant Lifecycle 6-68
Figure 6-2: PRASA’s Management Process to Federal Grant Lifecycle 6-68

LIST OF TABLES

Table 1-1: List of Foundational Elements 1-3
Table 1-2: Asset Categories List..... 1-4
Table 1-3: Plan Summary by Asset Categories and Funding Source List..... 1-7
Table 1-4: Number of Projects to Start A/E Desing Phase by Asset Category in the Time Horizon
..... 1-10
Table 1-5: Near-Term (2021-2023) Notable Projects..... 1-13
Table 1-6: Mid-Term (2024-2027) Notable Projects..... 1-21
Table 1-7: Long-Term (2028 and beyond) Notable Projects..... 1-27
Table 3-1 Foundational Components of FAASt Workplan 3-32
Table 3-2: Investment Focus Areas 3-33
Table 4-1: List of Assets Descriptions..... 4-35
Table 4-2: Provided Project Information 4-45
Table 4-3: Summary of Near-Term Priority Projects 4-51
Table 4-4: Project Information to be provided 4-53
Table 4-5: Summary of Mid-Term Priority Projects 4-57
Table 4-6: Provided Project Information 4-59



Table 4-7: Summary of Long-Term Priority Projects..... 4-62



Chapter 1 Executive Summary

The 2017 hurricane season caused unparalleled devastation in Puerto Rico. During September of that year, Puerto Rico experienced a Category five (5) and Category four (4) hurricane (Irma and María, respectively). Hurricane María was the most devastating natural disaster to hit the island since Hurricane San Felipe made landfall nine decades ago in 1928. Since that time, the population has expanded; from 1.5 Million residents to a current population of 3.4 Million.

Category five (5) Hurricane Irma, one of the strongest recorded storms in the Atlantic, affected Puerto Rico on September 6, 2017. Due to its passing through the northern part of the island, the Puerto Rico Aqueduct and Sewer Authority (PRASA) suffered damages to water treatment facilities and other structures. Over one million customers lost electric power, and over one-third of PRASA's customers lost drinking water service.

Just a few days later, on September 20, Puerto Rico felt the ruthless force of Category four (4) Hurricane Maria, the most massive disaster that the Island has endured, impacting all PRASA's infrastructure severely across the island. The flooding and loss of the electrical power system resulted in a shutdown on most of the island's water- supply and wastewater treatment plants, and pumping stations. Sewage waters contaminated the streets, rivers, and sea, posing an immediate threat to the environment, public health, and safety. PRASA acted diligently to promptly restore the water and wastewater service using both internal and external resources.

For projects necessary to build back PRASA's System to pre-hurricane conditions and improve resiliency to potential future events, on January 5, 2021, the Federal Emergency Management Agency (FEMA) announced the obligated grant for PRASA for **\$4.2 Billion**. FEMA reserved the obligated funds to repair, improve or replace PRASA's infrastructure as per FEMA's Public Assistance Alternative Procedures, according to Section 428 of the Robert T. Stafford Disaster Relief and Emergency Assistance Act and in compliance with the US Congress 2018 Bipartisan



Budget Act (BBA). PRASA requires to provide safe water and wastewater service and supply to the 1.2 million active clients through the following infrastructure:

- Fifty-one (51) Wastewater Treatment Plants (WWTP)
- One hundred and fourteen (114) Water Treatment Plants (WTP)
- PRASA buildings
- Eight (8) Dams
- Around three thousand eight hundred (3,800) ancillary facilities (1,560 Tanks; 1,977 Pump Stations; 249 Water Wells)
- Over 20,000 miles of potable water and wastewater collection pipes

As a requirement associated with this funding obligation, FEMA and the Central Office of Recovery, Reconstruction, and Resiliency (COR3) required PRASA to submit a work plan, called PRASA's FAASt Workplan, within 90 days of the funding obligation date. This plan would outline PRASA's proposed investments in Puerto Rico's water systems over the next ten years. Also, PRASA is required to update and resubmit this work plan to COR3 and FEMA every 90 days after the initial submission.

This FAASt Workplan provides an overview of PRASA's infrastructure investment strategy; the context for the selection of projects included in the plan; a prioritized list of these proposed infrastructure projects; the expected benefits, projected costs, key project milestones, the estimated time horizon for each project; and a brief overview of PRASA's approach to managing the execution of this program and the group of projects described herein.

This document addresses COR3 and FEMA's requirement to plan a list of projects for the obligated funds. Projects in this plan will include funding from the FEMA Accelerated Award Strategy (FAASt) and 404 hazard mitigation programs and HUD Community Development Block Grant Disaster Recovery (CDBG-DR) program.



1.1 The Investment Strategy Overview

Several investment focus areas based on work previously completed by PRASA and developed by PRASA’s team and other stakeholders such as FEMA and COR3 guided PRASA’s investment strategy for this FAASSt Workplan.

PRASA leveraged the information in each area and performed an additional evaluation to guide the project’s selection in this FAASSt Workplan.

PRASA selected these five (5) focus areas to define the intent of the projects in this plan. Table 1-1 summarized the five (5) investment focus areas and a brief description of each one.

Table 1-1: List of Investment Focus Areas

Focus Areas	Brief Description
Public Health & Environmental Protection	Ensure to provide a safe and reliable supply of drinking water and treatment of wastewater, complying with federal environmental regulations to safeguard the population’s health and the island’s environment while guaranteeing an affordable service for all customers.
Codes and Industry Standards	Rehabilitate, improve or restore the water system following Codes and Industry Standards, including the applicable PRASA design standards, contained in the <i>Reglamento de Normas de Diseño de la AAA</i> .
Reliability and System Resiliency	Ensure the required investment in necessary technology and infrastructure to restore the system, enhance resiliency, and establish an efficient and safe water system that provides customer reliability.
Hazard Mitigation	Ensure to provide long-term solutions that reduce the PRASA’s infrastructure impact of future events and minimize disaster losses and system vulnerability.
Modernization and Maintenance	Modernize and maintain PRASA’s infrastructure to optimize its operational efficiency, protect public health, safeguard the environment and promote continued economic development.

1.2 Asset Categories and Prioritization Approach

To develop this plan, PRASA’s team examined more than 1,400 possible projects. Focused on the five (5) investment focus areas mentioned above to set the safe, reliable, and efficient



water and wastewater treatment services, PRASA included as part of the initial FAASt Workplan submittal a list of 136 projects.

The 136 projects in the plan are organized into sixteen distinct asset categories. PRASA based the plan's asset categories on the categorization approach used to reach the FAASt funding obligation. Table 1-2 summarized the asset categories list.

Table 1-2: Asset Categories List

Asset Category	Brief Description
Water Treatment Plants (WTP)	114 WTP Islandwide, including the Raw Water Intakes (RWI). One (1) WTP was closed after Hurricane María.
Wastewater Treatment Plants (WWTP)	51 WWTP Islandwide
Wastewater Pump Stations (WWPS)	799 WWPS Islandwide
Water Pump Stations (WPS)	468 WPS Islandwide
Water Storage Tanks & Water Pump Stations (WST & WPS)	808 WPS Islandwide
Water Storage Tanks (WST)	997 WST Islandwide
Ocean Outfalls (OO)	12 Ocean Outfalls Island wide
Dams (D)	8 Dams Islandwide operated by PRASA
Reservoirs (R)	8 Reservoir Islandwide
Raw Water Wells (RWW)	269 Raw Water Wells Islandwide
Buildings (B)	91 PRASA Buildings Islandwide
Distribution and Transmission Water Lines (D & T -WL)	Estimated amount of 15,148 Miles of Water Lines Islandwide in diameters ranging from 1” to 84” and in a wide variety of materials.
Water Meters (WM)	872,596 each of Water Meters Islandwide part of the Distribution and Transmission Water Lines System.



Asset Category	Brief Description
Trunk Sewer Lines Islandwide (TSL)	Estimated amount of 5,994 Miles of Sewer Pipes Islandwide in diameters ranging from 4” to 90” and a wide variety of materials.
Telemetry (T)	Telemetry System along with PRASA Islandwide facilities: WTP, WWTP, WWPS, WPS, and Wells.
Projects Pending to be Determine (PPTD)	PRASA will evaluate other projects covered under the FAASSt funding obligation. The projects are going to be determined in the near future.

PRASA’s team identified the projects for inclusion in the FAASSt Workplan, prioritized the projects, and developed the estimated sequencing for FEMA submission, approval, and subsequent execution. Each project in the FAASSt Workplan includes a brief project description and cost estimate. PRASA’s team also listed each project into one of the three-time horizons: near-term (i.e., 2021-2023), mid-term (i.e., 2024-2027), and long-term (i.e., 2028 and beyond).

Four (4) major standard milestones were defined and standardized across all projects in the FAASSt Workplan. PRASA's team estimated the timing for each major milestone for each project.

The four (4) standardized major milestones are:

- Project expected to commence 30% architecture and engineering work
- Project expected submission to COR3 and FEMA for review and approval
- Project expected to commence construction/implementation
- Project expected to commence FEMA and COR3 closeout activities

PRASA assigned projects to a time horizon based on when the project's first major milestone starts. The prioritization methodology used the following criteria:

- Currently out of service or inoperative infrastructure



- Safety, environmental, and water quality standards requirements
- System operation needs and constraints
- Impacts to reliability performance, such as extreme droughts
- Severe storm hazard mitigation

1.3 Plan Overview

PRASA's FAASSt Workplan includes approximately **\$4.2 Billion** in investment needed to rehabilitate and improve Puerto Rico's water and wastewater system, most of which qualifies for FEMA funding under its 428 and 404 hazard mitigation programs. Currently, FEMA has under evaluation five projects submitted by PRASA under the 404 funds. Projects will be incorporated as part of the plan as soon as FEMA approves them.

The estimate includes only the cost associated with FEMA 428 funds and FEMA 404 funds, therefore excludes infrastructure hardening work that is eligible for funding through FEMA's 406 Public Assistance Mitigation (406) program.

PRASA will submit proposals for 406 funding with its applicable 428 proposals. This approach will ensure the integrity of the process given the differing requirements of each funding source.

FEMA's 406 programs are designed to provide funding to rebuild infrastructure exceeding industry standards to prevent damage from future disaster events, referred to as the "hardening" of assets.

As described above, and in alignment with COR3 and FEMA's process, PRASA will submit proposals for 406 funding with each of its applicable 428 project submittals. These hardening proposals will add costs not included in this plan. However, the additional cost is expected to be offset by funding through FEMA's 406 programs. Table 1-3 summarized the plan by asset categories and funding source, deducting the amount of **\$133.7 Million** correspondings to insurances, as described in the approved FAASSt Project Number 144184, MAAA200 PRASA Islandwide.



Table 1-3: Plan Summary by Asset Categories and Funding Source List

Asset Category	FEMA 428(\$M)	FEMA 404 (\$M)	FEMA 406(\$M)	Estimated Total Cost
WTP	\$882.4	\$0.0	TBD	\$882.4
WWTP	\$503.2	\$0.0	TBD	\$503.2
WWPS	\$64.0	\$0.0	TBD	\$64.0
WPS	\$15.0	\$0.0	TBD	\$15.0
WST & WPS	\$46.3	\$0.0	TBD	\$46.3
WST	\$13.9	\$0.0	TBD	\$13.9
RWW	\$8.0	\$0.0	TBD	\$8.0
B	\$67.8	\$0.0	TBD	\$67.8
OO	\$180.0	\$0.0	TBD	\$180.0
D	\$30.5	\$0.0	TBD	\$30.5
R	\$258.0	\$0.0	TBD	\$258.0
D&T-WL	\$484.8	\$0.0	TBD	\$484.8
WM	\$300.0	\$0.0	TBD	\$300.0
TSL	\$761.0	\$0.0	TBD	\$761.0
T	\$5.0	\$0.0	TBD	\$5.0
PPTD	\$450.0	\$0.0	TBD	\$450.0
Total	\$4,069	\$0.0	TBD	\$4,069

It is important to note that all cost estimates in this document are “class 5” estimates. A class 5 cost estimate is defined as an estimate with an accuracy range from 50% below to 100% above the actual final project cost and is prepared at an early stage in the project development process. Leading industry practice is to revise estimates to become more accurate as engineering design progresses and project requirements are solidified.



In addition to the funding sources discussed above, PRASA will seek to leverage funds from Community Development Block Grant Disaster Recovery (CDBG-DR) for the 10% cost-share allocation.

Forecast spend projections for each project are scoped to include all project activities from the point at which the project commences initial architectural and engineering work through the completion of project closeout activities. Several projects within the FAASt Workplan extend throughout the entire 10-year period.

Figure 1-1 illustrates the projected cash flow for the next ten years and the cost-share allocation needs by the Fiscal Year (FY), which starts in July of each year and ends in June of the next year.

Figure 1-1: Projected Cash Flow and Cost-Share Allocation Needs by FY (\$ Million)

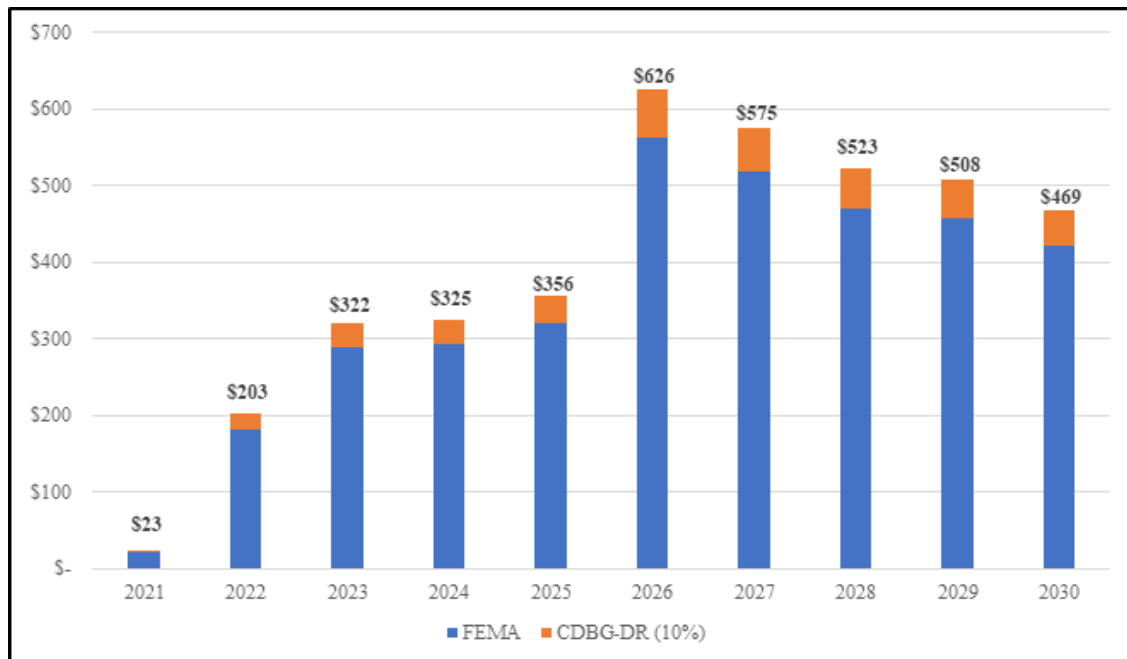
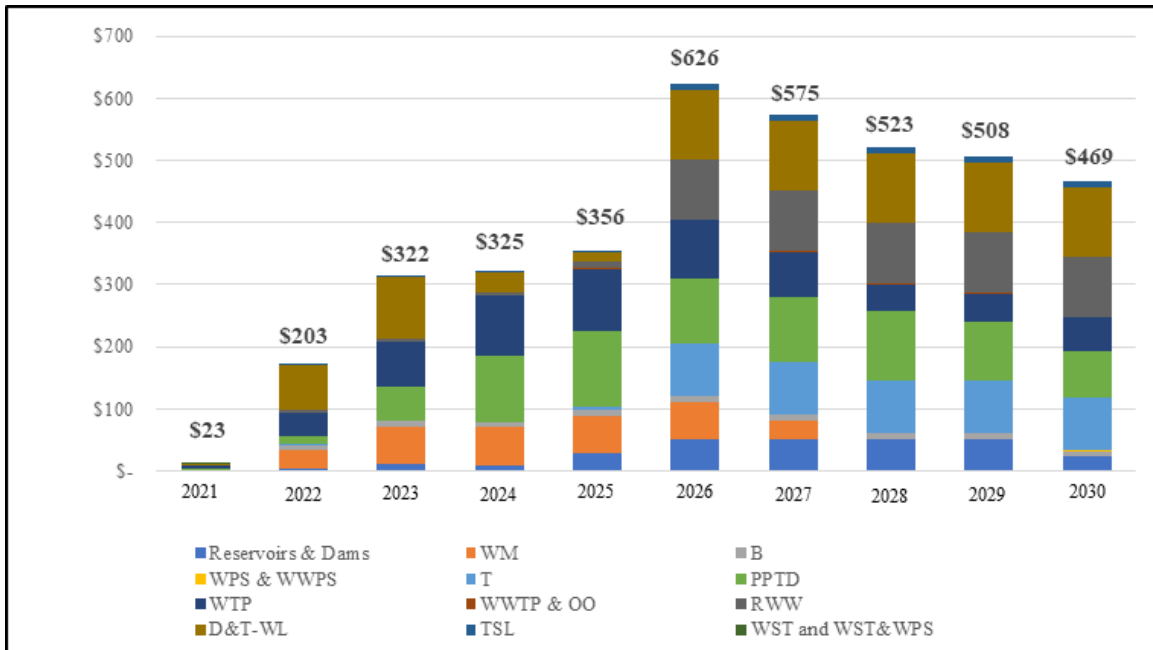


Figure 1-1 illustrates the projected cash flow by assets for the next ten years.

Figure 1-2: Projected Cash Flow By Asset Category by Fiscal Year (\$ Million)



As discussed above, 136 projects were identified, prioritized, and included in the FAASt Workplan. Table 1-4 illustrates the distribution of these projects by asset category and when the projects are planning to begin the architectural and engineering (A/E) design phase on the horizon.



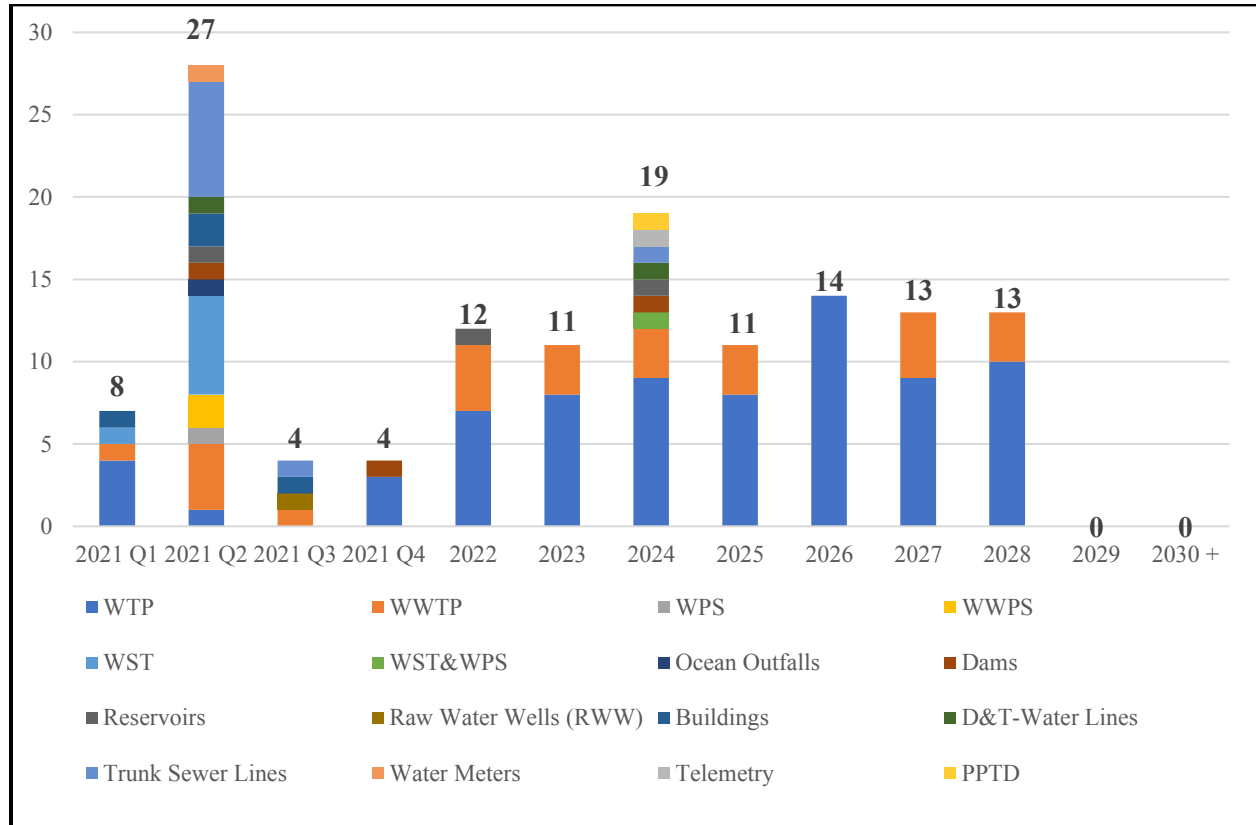
Table 1-4: Number of Projects to Start A/E Design Phase by Asset Category in the Time Horizon (Natural Years and Cumulative Total)

Asset Category	Near- Term (2021-2023)		Mid - Term (2024-2027)		Long - Term (2028-2030)		Total	
	Projects	\$ (M)	Projects	\$ (M)	Projects	\$ (M)	Projects	\$ (M)
WTP	23	\$399.1	38	\$373.4	12	\$109.9	73	\$882.3
WWTP	12	\$290.2	11	\$182.2	3	\$30.8	26	\$503.2
WWPS	2	\$64.0	0	\$0.0	0	\$0.0	2	\$64.0
WPS	1	\$15.0	0	\$0.0	0	\$0.0	1	\$15.0
WST & WPS	0	\$0.0	1	\$46.3	0	\$0.0	1	\$46.3
WST	7	\$13.9	0	\$0.0	0	\$0.0	7	\$13.9
RWW	1	\$8.0	0	\$0.0	0	\$0.0	1	\$8.0
B	4	\$67.8	0	\$0.0	0	\$0.0	4	\$67.8
OO	1	\$180.0	0	\$0.0	0	\$0.0	1	\$180.0
D	2	\$10.5	1	\$20.0	0	\$0.0	3	\$30.5
R	2	\$158.0	1	\$100.0	0	\$0.0	3	\$258.0
D&T-WL	1	\$0.4	1	\$484.5	0	\$0.0	2	\$484.9
WM	1	\$300.0	0	\$0.0	0	\$0.0	1	\$300.0
TSL	8	\$202.8	1	\$558.2	0	\$0.0	9	\$761.0
T	0	\$0.0	1	\$5.0	0	\$0.0	1	\$5.0
PPTD	0	\$0.0	1	\$450.0	0	\$0.0	1	\$450.0
TOTAL	65	\$1,709.7	56	\$2,219.6	15	\$140.7	136	\$4,069.9



Figure 1-3 provides the estimated timeframe for project submission to FEMA for review and approval. The number of projects will likely change over time as PRASA collaborates with FEMA and COR3 to evaluate each project and optimize its project submission and evaluation strategy.

Figure 1-3: FEMA SOW Estimated Initial Submittal Timeline (Natural Years)



The sections that follow provide additional information about each of the priority categories, near-term, mid-term, and long term.

1.4 Near-Term Projects Profile (2021-2023)

There are 65 projects in the near-term priority category. These projects either have already begun 30% architectural and engineering (A/E) design or are expected to do so in 2021, 2022, and 2023 (natural years).

The cumulative investment on the projects expected to begin A/E within this time horizon is **\$1.7 Billion**. Figure 1-4 illustrates the breakdown of cumulative investment by asset category



for projects commencing during this period. Table 1-5 provides a representative sample of notable projects slated to start during this period.

A high proportion of the FAASt Workplan projects have been sequenced in the near-term time horizon for several reasons:

- It is PRASA's objective to deliver results as quickly as possible.
- Some projects already have completed preliminary engineering and are ready to proceed into the 30% design phase.
- Some projects have a complex design, and the availability of designers with the necessary expertise is limited in Puerto Rico and must be initiated in the near-term and completed within the later years of the plan.
- In many cases, environmental remediation, rights-of-way, permits, and approvals must be carried out before the actual project begins.

Figure 1-4: Total Estimated Cost by Asset Category for Near-Term Projects(\$M)

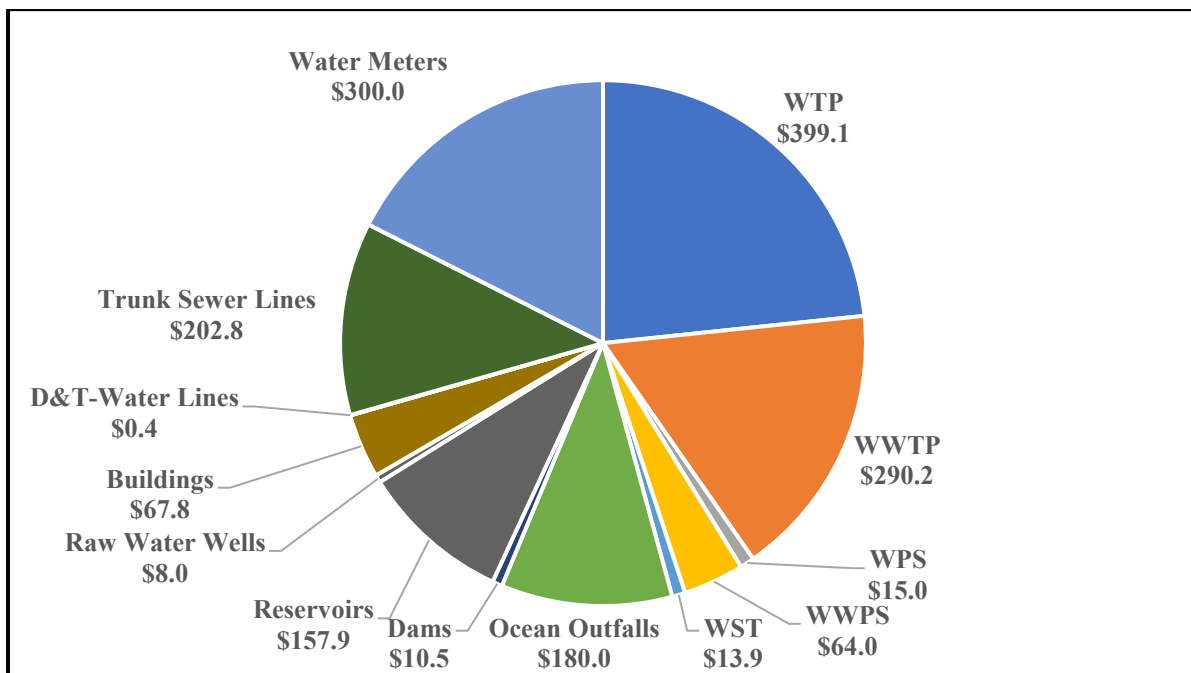


Table 1-5: Near-Term (2021-2023) Notable Projects

Asset Type	CIP #	Description	Total Estimate FAASt \$(M)	Initial SOW Submittal Quarter	A&E Start Quarter
WTP	CIP.2017005	Rehabilitation of Culebrinas WTP Aguadilla FEMA (FAAS-25)	\$23.7	2021 Q1	2021 Q1
BUILDING	CIP.3130001	PRASA Central Laboratory in Caguas (FAAS)	\$32.0	2021 Q1	2019 Q1
WWTP	CIP.3305001	Improvements to Guayama WWTP (FAAS)	\$42.1	2021 Q1	2021 Q1
WST	CIP.3360002	Design and Construction of new WST in Buena Vista Humacao (FAAS)	\$1.6	2021 Q1	2020 Q1
WTP	CIP.2479001	Rehabilitation and Improvements to the Morovis Sur RWI (FAAS)	\$2.4	2021 Q1	2020 Q4
WTP	CIP.2526006	Rehabilitation of Morovis Sur WTP (FAAS-25)	\$9.8	2021 Q1	2021 Q2
WTP	CIP.2096007	Rehabilitation of Enrique Ortega WTP Toa Alta (FAAS-25)	\$46.4	2021 Q1	2021 Q2
RESERVOIR	CIP.6009010	Reservoir Dredging Islandwide LS Project (FAAS) Including <i>Carraizo</i> Reservoir Dredging (Carraizo Estimated Investment \$50.0 Million)	\$100.0	2021 Q1	2021 Q3
WTP	CIP.6009016	Rehabilitation to PRASA WTP Islandwide LS Project (FAST)	\$50.0	2021 Q2	2021 Q1



Asset Type	CIP #	Description	Total Estimate FAASt \$(M)	Initial SOW Submittal Quarter	A&E Start Quarter
WWTP	CIP.6009017	Rehabilitation to PRASA WWTP Islandwide LS Project (FAST)	\$50.0	2021 Q2	2021 Q1
WWPS	CIP.2039000	Rehabilitation of Guerrero 2 WWPS in Aguadilla	\$0.5	2021 Q2	2021 Q2
TSL	CIP.4089000	Rehabilitation of Arroyo-Guayama Sewer (FAASt)	\$32.5	2021 Q2	2021 Q1
WWTP	CIP.3135079	Rehabilitation of Blowers in Caguas WWTP (FAASt)	\$5.8	2021 Q2	2020 Q3
BUILDING	CIP.3139000	Equipment for New PRASA Central Laboratory in Caguas	\$8.0	2021 Q2	2021 Q2
TSL	CIP.3139002	Rehabilitation of Caguas Trunk Sewer (FAASt)	\$31.3	2021 Q2	2021 Q2
TSL	CIP.2149001	Rehabilitation of Camuy Trunk Sewer (FAASt)	\$15.9	2021 Q2	2021 Q1
WST	CIP.3009001	Rehabilitation of WST Phase 1 - East Region (FAASt)	\$0.4	2021 Q2	2021 Q1
RESERVOIR	CIP.5376001	Repair of Geosynthetic Membranes in Lago Regulador in Isabela	\$7.9	2021 Q2	2021 Q2
TSL	CIP.2095052	Rehabilitation of 42 IN Trunk Sewer from PR-684 to the South part of Barceloneta WWTP	\$5.3	2021 Q2	2021 Q1
WWTP	CIP.4315010	Rehabilitation to Guayanilla WWTP (FAASt)	\$17.5	2021 Q2	2021 Q3



Asset Type	CIP #	Description	Total Estimate FAASt \$(M)	Initial SOW Submittal Quarter	A&E Start Quarter
WST	CIP.6009001	Rehabilitation of WST Islandwide LS Project (FAASt)	\$10.5	2021 Q2	2021 Q2
WM	CIP.6009002	Water Meters Islandwide LS Project (FAASt)	\$300.0	2021 Q2	2021 Q2
WPS	CIP.6009003	Rehabilitation of WPS Islandwide LS Project (FAASt)	\$15.0	2021 Q2	2021 Q2
WWPS	CIP.6009004	Rehabilitation of WWPS Islandwide LS Project (FAASt)	\$63.6	2021 Q2	2021 Q2
OO	CIP.6009005	Rehabilitation of Ocean Outfalls Islandwide LS Project (FAASt)	\$180.0	2021 Q2	2021 Q2
TSL	CIP.1169001	Rehabilitation of Los Angeles and Loiza Pueblo Trunk Sewers (FAASt)	\$14.8	2021 Q2	2021 Q1
WWTP	CIP.5505029	Rehabilitation of Mayaguez WWTP (FAASt-25)	\$22.3	2021 Q2	2021 Q3
TSL	CIP.5509001	Rehabilitation of Hormigueros and Mayaguez Trunk Sewer (FAASt)	\$42.5	2021 Q2	2021 Q3
WST	CIP.1009001	Rehabilitation of WST Phase 1 - Metro Region (FAASt)	\$0.4	2021 Q2	2021 Q1
BUILDING	CIP.1660002	Rehabilitation of PRASA Main Building in Hato Rey	\$7.8	2021 Q2	2021 Q2
TSL	CIP.4589003	Rehabilitation of Ponce Trunk Sewer System (FAASt)	\$23.5	2021 Q2	2021 Q1



Asset Type	CIP #	Description	Total Estimate FAASt \$(M)	Initial SOW Submittal Quarter	A&E Start Quarter
DAM	CIP.7776071	Rehabilitation of Toa Vaca Dam (FAASt)	\$6.9	2021 Q2	2019 Q2
WST	CIP.5009001	Rehabilitation of WST Phase 1 - West Region (FAASt)	\$0.4	2021 Q2	2021 Q1
WST	CIP.2009001	Rehabilitation of WST Phase 1 - North Region (FAASt)	\$0.4	2021 Q2	2021 Q1
WST	CIP.4009001	Rehabilitation of WST Phase 1 - South Region (FAASt)	\$0.4	2021 Q2	2021 Q1
T& D-WL	CIP.2475022	Installation of Permanent WL in Rio Utuado Bridge (FAASt)	\$0.4	2021 Q2	2020 Q2
WWTP	CIP.1165044	Rehabilitation of Carolina WWTP FEMA (FAASt-25)	\$22.3	2021 Q3	2021 Q3
TSL	CIP.2375002	Trunk Sewer Lines (TSL) Isabela - Aguada (FAASt)	\$36.9	2021 Q3	2021 Q3
RWW	CIP.6009006	Raw Water Well Islandwide LS Project (FAASt)	\$8.0	2021 Q3	2021 Q4
BUILDING	CIP.6009007	Buildings Islandwide LS Project (FAASt)	\$20.0	2021 Q3	2021 Q4
WTP	CIP.2736006	Rehabilitation of Mameyes Utuado WTP and WI (FAASt)	\$10.1	2021 Q4	2022 Q1
DAM	CIP.1666090	Improvements to La Plata Dam -Installation of the anchorage system	\$3.6	2021 Q4	2021 Q4



Asset Type	CIP #	Description	Total Estimate FAASt \$(M)	Initial SOW Submittal Quarter	A&E Start Quarter
WTP	CIP.2596004	Rehabilitation of Quebradillas WTP and WI (FAAST-25)	\$8.8	2021 Q4	2022 Q1
WTP	CIP.4646004	WTP Salinas (Wells Closure) (FAAST-25)	\$24.2	2021 Q4	2021 Q4
WWTP	CIP.3139001	Improvements to Caguas WWTP (FAAST-25)	\$26.0	2022 Q1	2022 Q2
WTP	CIP.2246106	Rehabilitation of Negros WTP and WI, Corozal (FAAST-25)	\$9.8	2022 Q1	2022 Q2
WTP	CIP.2736007	Rehabilitation of Santa Isabel Utuado WTP and WI (FAAST-25)	\$11.6	2022 Q1	2022 Q1
WTP	CIP.3156093	Rehabilitation of El Yunque WTP and WI, Rio Grande (FAAST-25)	\$13.2	2022 Q1	2022 Q2
WTP	CIP.1016095	Rehabilitation of Guaynabo WTP and WI Santa Rosa (FAAST-25)	\$35.7	2022 Q3	2022 Q4
WWTP	CIP.2475021	Rehabilitation of Barceloneta WWTP (FAAST-25)	\$31.7	2022 Q3	2022 Q3
WTP	CIP.5506047	Rehabilitation of Miradero Mayaguez WTP and WI (FAAST-25)	\$21.6	2022 Q3	2022 Q4
WWTP	CIP.4585096	Rehabilitation of Ponce WWTP (FAAST-25)	\$24.3	2022 Q3	2022 Q4
WTP	CIP.1726043	Rehabilitation of Sergio Cuevas WTP Trujillo Alto (FAAST-25)	\$22.0	2022 Q3	2022 Q4



Asset Type	CIP #	Description	Total Estimate FAASt \$(M)	Initial SOW Submittal Quarter	A&E Start Quarter
WTP	CIP.4316007	Rehabilitation of Jaguas Pasto WTP, Guayanilla (FAAST-25)	\$7.4	2022 Q4	2023 Q1
WWTP	CIP.4495001	Rehabilitation of Maunabo WWTP (FAAST-25)	\$12.8	2022 Q4	2023 Q1
WTP	CIP.2076042	Rehabilitation of Esperanza WTP and WI , Arcibo(FAAST)	\$8.1	2023 Q1	2023 Q2
WTP	CIP.2916002	Rehabilitation of Superacueductos WTP, Arcibo (FAAST-25)	\$13.7	2023 Q1	2023 Q2
WTP	CIP.3536006	Rehabilitation of Río Blanco WTP, Naguabo (FAAST-25)	\$19.9	2023 Q1	2023 Q1
WWTP	CIP.4555022	Rehabilitation of Orocovis WWTP (FAAST-25)	\$12.2	2023 Q1	2023 Q2
WTP	CIP.3366005	Rehabilitation of Humacao WTP (FAAST-25)	\$10.1	2023 Q1	2023 Q2
WTP	CIP.4776077	Rehabilitation of Apeadero Villalba WTP (FAAST-25)	\$11.5	2023 Q1	2023 Q2
WTP	CIP.5506046	Rehabilitation of Ponce de León Mayaguez WTP (FAAST-25)	\$6.8	2023 Q2	2023 Q3
WWTP	CIP.3185033	Rehabilitation of Cayey WWTP (FAAST-25)	\$23.3	2023 Q3	2023 Q4
WTP	CIP.5596001	Rehabilitation of Guajataca Quebradillas WTP and WI (FAAST)	\$21.9	2023 Q3	2023 Q3



Asset Type	CIP #	Description	Total Estimate FAASt \$(M)	Initial SOW Submittal Quarter	A&E Start Quarter
WTP	CIP.4776078	Rehabilitation of Jagueyes-Villalba WTP (FAASt)	\$10.1	2023 Q3	2023 Q4



1.5 Mid- Term Projects Profile (2024-2027)

The mid-term priority category comprises 56 projects that should begin 30% A/E design in 2024, 2025, 2026, and 2027 (natural years). The cumulative investment on the projects expected to begin A/E within this time horizon is **\$2.2 Billion**. Figure 1-5 illustrates the breakdown of cumulative investment by asset category for projects commencing during this period.

Figure 1-5: Total Estimated Cost by Asset Category for Mid-Term Projects(\$M)

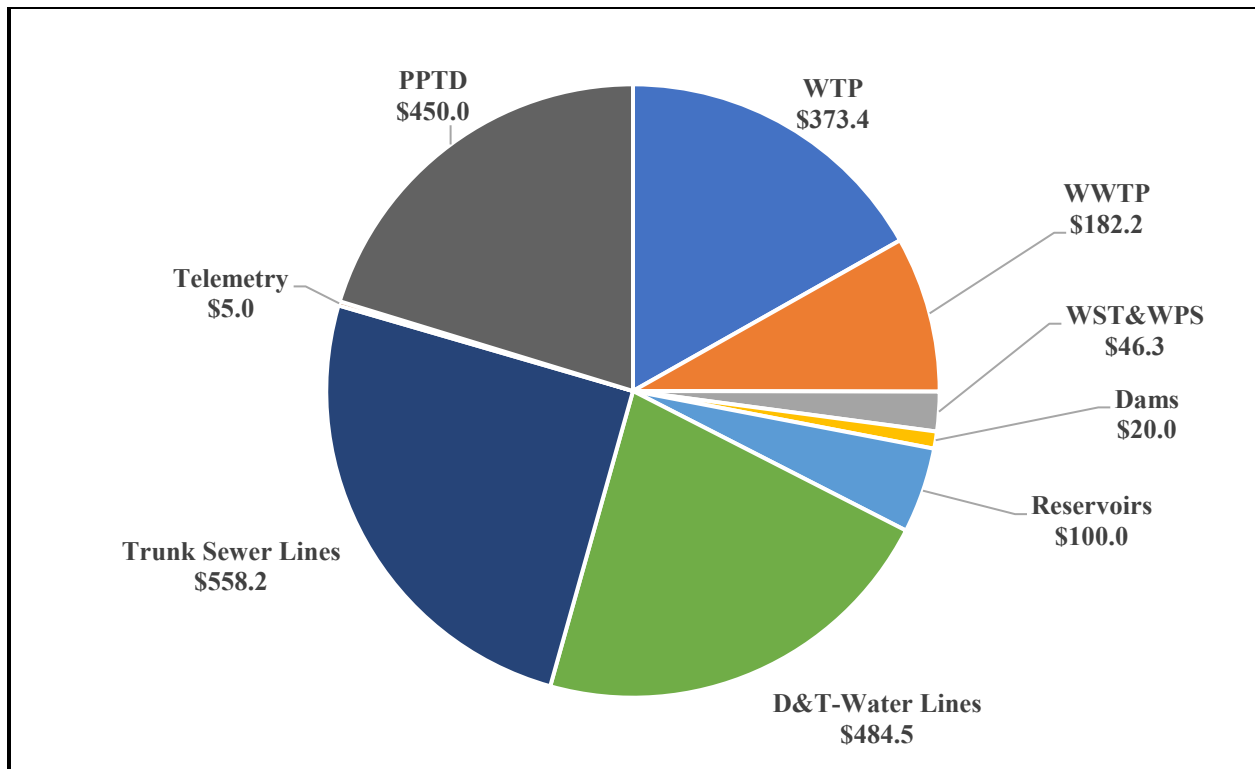


Table 1-6 provides a representative sample of notable projects slated to commence during this period.

Table 1-6: Mid-Term (2024-2027) Notable Projects

Asset Type	CIP #	Description	Total Estimate FAASt \$(M)	Initial SOW Submittal Quarter	A&E Start Quarter
WWTP	CIP.2075073	Rehabilitation of Islote WWTP, Arecibo (FAAST)	\$14.9	2024 Q1	2024 Q2
WWTP	CIP.3236247	Rehabilitation of Comerío WWTP (FAAST)	\$14.9	2024 Q1	2024 Q1
WWTP	CIP.5415031	Rehabilitation of Lajas WWTP (FAAST)	\$13.9	2024 Q1	2024 Q2
WWTP	CIP.1665115	Rehabilitation of Puerto Nuevo WWTP, San Juan (FAAST)	\$35.8	2024 Q1	2024 Q2
PPTD	CIP.6009008	Projects Pending to Defined LS Project (FAAST)	\$650.0	2024 Q2	2024 Q3
RESERVOIR	CIP.4009000	Bauta Tunnel (FAAST)	\$150.0	2024 Q2	2024 Q3
DAM	CIP.6009011	Dams Islandwide LS Project (FAAST)	\$20.0	2024 Q2	2024 Q3
TELEMETRY	CIP.6009012	Telemetry Islandwide LS Project (FAAST)	\$5.0	2024 Q2	2024 Q3
WST&WPS	CIP.6009013	WST & WPS Islandwide LS Project (FAAST)	\$46.3	2024 Q2	2024 Q3
TSL	CIP.6009014	Trunk Sewer Lines (TSL) Islandwide LS Project (FAAST)	\$558.2	2024 Q2	2024 Q3
T & D-WL	CIP.6009015	T & D -WL Islandwide LS Project (FAAST)	\$484.5	2024 Q2	2024 Q3
WTP	CIP.2386049	Rehabilitation of Canalizo WTP and WI , Jayuya (FAAST)	\$7.4	2024 Q2	2024 Q2



Asset Type	CIP #	Description	Total Estimate FAASt \$(M)	Initial SOW Submittal Quarter	A&E Start Quarter
WTP	CIP.4796004	Rehabilitation of Río Prieto WTP (FAAST)	\$13.9	2024 Q2	2024 Q3
WTP	CIP.3786003	Rehabilitation of Guayabota WTP and WI, Yabucoa (FAAST)	\$7.4	2024 Q3	2024 Q3
WTP	CIP.4576004	Rehabilitation of Malpaso Peñuelas WTP (FAAST)	\$10.1	2024 Q3	2024 Q4
WTP	CIP.2426100	Rehabilitation of Lares Nueva Espino WTP and WI . Lares(FAAST)	\$10.1	2024 Q3	2024 Q4
WTP	CIP.3106106	Rehabilitation of Barrancas WTP and WI, Barranquitas (FAAST)	\$9.5	2024 Q3	2024 Q4
WTP	CIP.2736005	Rehabilitation of Mameyes Limón, Utuado (Arriba) WTP and WI (FAAST)	\$7.4	2024 Q4	2025 Q1
WTP	CIP.1156004	Rehabilitation of Cubuy WTP and WI, Canovanas (FAAST)	\$11.2	2024 Q4	2024 Q4
WTP	CIP.4016012	Rehabilitation of Guilarte WTP, Adjuntas (FAAST)	\$7.4	2025 Q1	2025 Q2
WTP	CIP.3106105	Rehabilitation of La Boca WTP and WI, Barranquitas (FAAST)	\$8.1	2025 Q1	2025 Q1
WTP	CIP.2736008	Rehabilitation of Roncador WTP and WI, Utuado (FAAST)	\$7.3	2025 Q1	2025 Q2
WTP	CIP.2526007	Rehabilitation of Morovis Urbano WTP (FAAST)	\$11.5	2025 Q1	2025 Q2
WTP	CIP.4556009	Rehabilitation of Sanamuertos Orocovis WTP(FAAST)	\$10.1	2025 Q1	2025 Q1
WWTP	CIP.3045036	Rehabilitation of Aguas Buenas WWTP (FAAST)	\$13.9	2025 Q2	2025 Q3



Asset Type	CIP #	Description	Total Estimate FAASt \$(M)	Initial SOW Submittal Quarter	A&E Start Quarter
WTP	CIP.3106104	Rehabilitation of Barranquitas WTP and WI (FAAST)	\$8.1	2025 Q2	2025 Q3
WTP	CIP.3186002	Rehabilitation of Cayey Urbana WTP (FAAST)	\$12.2	2025 Q2	2025 Q3
WWTP	CIP.3785018	Rehabilitation of Yabucoa WWTP (FAAST)	\$14.9	2025 Q2	2025 Q2
WTP	CIP.3136012	Rehabilitation of Caguas Norte WTP (FAAST)	\$17.6	2025 Q3	2025 Q3
WTP	CIP.2206107	Rehabilitation of Frontón WTP and WI, Ciales (FAAST)	\$10.5	2025 Q3	2025 Q3
WWTP	CIP.5035001	Rehabilitation of Aguada WWTP in Aguadilla (FAAST)	\$23.6	2025 Q4	2026 Q1
WTP	CIP.3336045	Rehabilitation of Gurabo WTP (FAAST)	\$10.1	2026 Q1	2026 Q1
WTP	CIP.4016008	Rehabilitation of Olimpia - Adjuntas WTP(FAAST)	\$9.5	2026 Q1	2026 Q2
WTP	CIP.2076043	Rehabilitation of Río Arriba WTP Arcibo (FAAST)	\$5.4	2026 Q1	2026 Q2
WTP	CIP.5036006	Rehabilitation of Aguadilla Montaña WTP (FAAST)	\$26.0	2026 Q1	2026 Q1
WTP	CIP.3136013	Rehabilitation of Caguas Sur WTP(FAAST)	\$10.1	2026 Q1	2026 Q2
WTP	CIP.5486007	Rehabilitation of Maricao WTP(FAAST)	\$6.8	2026 Q2	2026 Q3
WTP	CIP.4576002	Rehabilitation of Peñuelas WTP (FAAST)	\$12.2	2026 Q2	2026 Q2



Asset Type	CIP #	Description	Total Estimate FAASt \$(M)	Initial SOW Submittal Quarter	A&E Start Quarter
WTP	CIP.4586084	Rehabilitation of Guaraguao Ponce WTP (FAASt)	\$10.1	2026 Q2	2026 Q2
WTP	CIP.5686045	Rehabilitation of San Sebastián WTP and WI (FAASt)	\$9.5	2026 Q2	2026 Q3
WTP	CIP.4796005	Rehabilitation of Rancheras Yauco WTP (FAASt)	\$7.4	2026 Q2	2026 Q2
WTP	CIP.3536007	Rehabilitation of El Duque WTP, Naguabo (FAASt)	\$7.4	2026 Q3	2026 Q3
WTP	CIP.2346015	Rehabilitation of Hatillo-Camuy WTP(FAASt)	\$9.5	2026 Q3	2026 Q3
WTP	CIP.5486006	Rehabilitation of Monte del Estado Maricao WTP and WI (FAASt)	\$6.8	2026 Q4	2027 Q1
WTP	CIP.3186004	Rehabilitation of Culebras Alto WTP, Cayey (FAASt)	\$7.4	2027 Q1	2027 Q1
WTP	CIP.1156005	Rehabilitation of Canóvanas Nueva WTP and WI (FAASt)	\$14.2	2027 Q1	2027 Q2
WWTP	CIP.3056002	Rehabilitation of Aibonito WWTP (FAASt)	\$12.9	2027 Q1	2027 Q2
WTP	CIP.2386048	Rehabilitation of La Pica WTP and WI , Jayuya (FAASt)	\$7.4	2027 Q1	2027 Q2
WWTP	CIP.2545006	Rehabilitation of Naranjito WWTP (FAASt)	\$12.5	2027 Q2	2027 Q3
WWTP	CIP.3105032	Rehabilitation of Barranquitas WWTP (FAASt)	\$10.1	2027 Q2	2027 Q3
WTP	CIP.2206106	Rehabilitation of Jaguas Pesas WTP and WI, Ciales (FAASt)	\$7.4	2027 Q2	2027 Q2



Asset Type	CIP #	Description	Total Estimate FAASt \$(M)	Initial SOW Submittal Quarter	A&E Start Quarter
WTP	CIP.3466005	Rehabilitation of Luquillo-Sabana WTP (FAAST)	\$12.2	2027 Q2	2027 Q2
WTP	CIP.5636006	Rehabilitation of Sabana Grande WTP and WI (FAAST)	\$7.4	2027 Q2	2027 Q3
WTP	CIP.5656001	Rehabilitation of Caín Alto San German WTP and WI (FAAST)	\$7.4	2027 Q2	2027 Q3
WTP	CIP.5376006	Rehabilitation of Isabela Urbana WTP and WI (FAAST)	\$9.1	2027 Q3	2027 Q3
WWTP	CIP.5685004	Rehabilitation of San Sebastián WWTP (FAAST)	\$14.9	2027 Q3	2027 Q4



1.6 Long-Term Projects Profile (2028 and beyond)

The long-term priority category comprises of 15 projects that are expected to begin 30% A/E design in years 2028 and beyond.

The cumulative investment on the projects expected to begin A/E within this time horizon is **\$140.7 Million**. Figure 1-6 illustrates the breakdown of cumulative investment by asset category for projects commencing during this period.

Figure 1-6: Total Estimated Cost by Asset Category for Long-Term Projects(\$M)

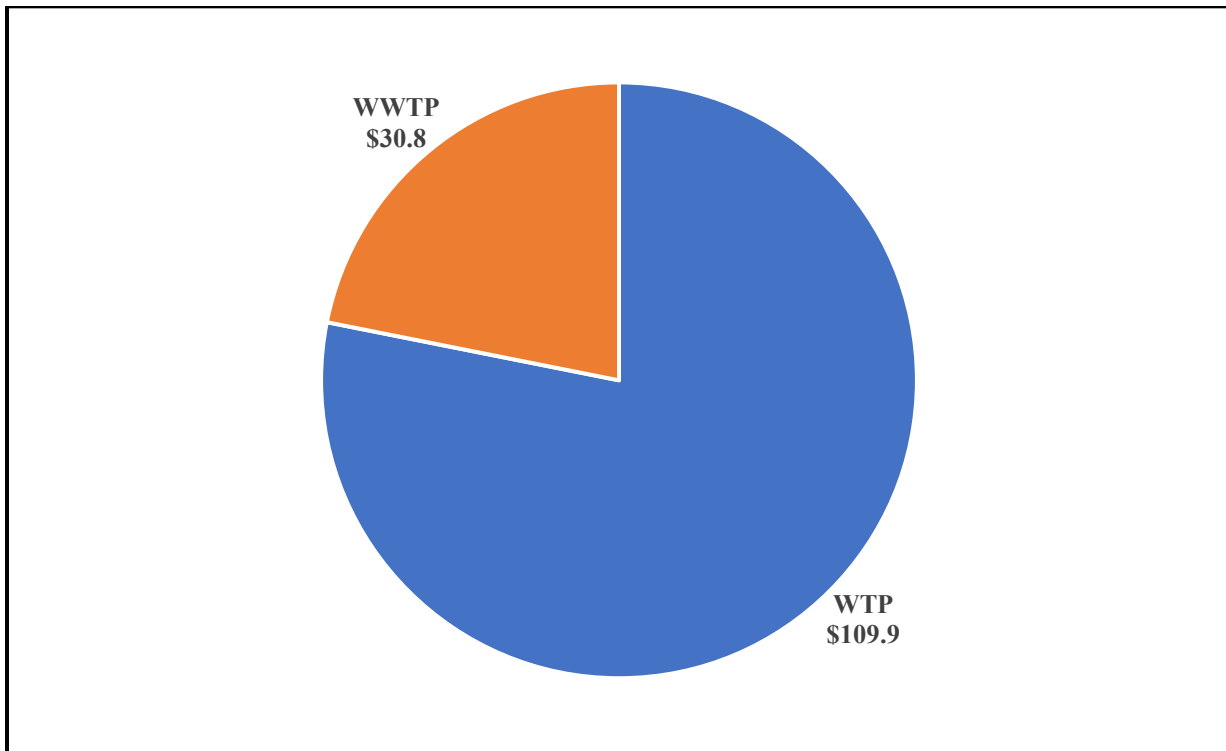


Table 1-7 provides a representative sample of notable projects slated to commence during this period.

Table 1 7: Long-Term (2028 and beyond) Notable Projects

Asset Type	CIP #	Description	Total Estimate FAASt \$	Initial SOW Submittal Quarter	A&E Start Quarter
WTP	CIP.3046005	Rehabilitation of Aguas Buenas WTP (FAAST)	\$8.1	2028 Q1	2028 Q1
WTP	CIP.3216066	Rehabilitation of Cidra Urbano WTP (FAAST)	\$10.1	2028 Q1	2028 Q1
WTP	CIP.2246107	Rehabilitation of Corozal Urbana WTP (FAAST)	\$7.4	2028 Q1	2028 Q2
WTP	CIP.2386047	Rehabilitation of Jayuya Urbano WTP and WI (FAAST)	\$10.5	2028 Q1	2028 Q2
WTP	CIP.3786004	Rehabilitation of Yabucoa - La Pica WTP (FAAST)	\$7.4	2028 Q1	2028 Q2
WTP	CIP.2076041	Rehabilitation of Arecibo Urbano WTP (FAAST)	\$10.1	2028 Q2	2028 Q3
WTP	CIP.1116011	Improvements to Barrio Nuevo WTP or Elimination , Bayamon(FAAST)	\$7.8	2028 Q2	2028 Q3
WWTP	CIP.3136014	Rehabilitation of Parcelas Borinquen Caguas WWTP (FAAST)	\$6.8	2028 Q2	2028 Q3
WTP	CIP.2426101	Rehabilitation of Lares WTP and WI (FAAST)	\$10.1	2028 Q2	2028 Q2
WWTP	CIP.2745019	Rehabilitation of Vega Alta WWTP (FAAST)	\$10.1	2028 Q2	2028 Q2
WWTP	CIP.4795022	Rehabilitation of Yauco WWTP (FAAST)	\$13.9	2028 Q2	2028 Q3
WTP	CIP.3276053	Rehabilitation of Fajardo WTP(FAAST)	\$12.5	2028 Q3	2028 Q4
WTP	CIP.3536002	Improvements to Cubuy Este WTP- Maizales, Naguabo (FAAST)	\$10.1	2028 Q3	2028 Q3
WTP	CIP.1616001	Rehabilitation of Guzmán Arriba WTP and WI, Rio Grande (FAAST)	\$8.1	2028 Q3	2028 Q4
WTP	CIP.2426099	Rehabilitation of Indiera Alta WTP and WI , Lares(FAAST)	\$7.5	2028 Q4	2028 Q4



1.7 Program Management

PRASA has implemented project management standards and controls in accord with leading practices. In 2020 PRASA issued an RFQ/RFP to secure engineering firms to serve as the Project Management Consortiums for efficient and timely execution of the CIP, including the projects under this plan. Currently, PRASA has already signed contracts with two (2) Consortiums and is in the process to sign contracts with the other two (2) Consortiums.

PRASA's Infrastructure Office, with the assistance of the Consortiums, will implement leading practices following these components: solid centralized governance of the group of projects; a standard, rigorous process from project initiation to closeout for all projects in the plan; a centralized system to provide a single source of truth for all projects (with particular focus on scope, schedule, and budget); and standardized project controls across PRASA.



Chapter 2 Introduction

The purpose of this document is to describe further the PRASA investment plan for the next ten years using the **\$4.2 Billion** funding obligated by FEMA under the Stafford Act, Section 428 Public Assistance (428) program, and BBA. The plan starts in 2021 and is projected to end in 2030.

This plan is being submitted to COR3 and FEMA to satisfy the requirement to present a plan within 90 days of the single fixed-cost grant obligation. The plan is considered a “living document.” It requires updates and resubmissions to COR3 and FEMA every 90 days after the initial submission. Consequently, we have discussed with FEMA and COR3 during plan development to gain the best possible understanding of their requirements for this plan and to meet those requirements.

PRASA's FAASSt Workplan is not subject to approval by COR3 or FEMA, nor does it secure the release of any obligated 428 funds. Instead, the plan serves as a working document to provide context for and support collaboration among PRASA, COR3, and FEMA in the process of developing and submitting individual projects for review, approval, and funds disbursement. Submission of this plan is an essential first step, followed by PRASA submitting individual project funding requests and beginning 30% design for 2021 projects. Now that the initial version of this plan has been completed and submitted, PRASA will begin requesting funding as soon as practicable. A **\$1.3 Million** request for reimbursement of a project under the FAASSt has already been submitted by PRASA.

This plan will include project funding from the FEMA 428 and 404 mitigation programs and HUD Community Development Block Grant Disaster Recovery (CDBG-DR) program.

This document will provide the requirements under their 428 work plan to COR3 and FEMA, such as:

- An overview of PRASA's infrastructure investment strategy to provide context for the selection of projects in the plan
- A prioritized list of the infrastructure projects that contain the plan with brief descriptions and class 5 cost estimates



- A section that shows the estimated timing of crucial project milestones by quarter for 2021-2023 and by year for 2024-2030
- An overview of PRASA's instrumental management of the infrastructure controls.

The projects identified in this plan and their associated schedule provide a framework for sketching the work and an expected sequence for its execution. However, ten years is a long-term planning horizon, and adjustments to this FAASt Workplan are expected as long as justified with results from studies, natural events, implementation or scheduling restrictions, or other influences.

This plan is based on the most current information available to PRASA and will be updated quarterly. With this submittal, PRASA intends to execute a set of defined, effective, multi-faceted projects to improve water and wastewater infrastructure in Puerto Rico.



Chapter 3 PRASA's Infrastructure Investment Strategy

3.1 Context

The 2017 hurricane season caused unparalleled devastation in Puerto Rico. As a result, PRASA suffered damages to water treatment facilities and other structures across the Island. After facing the damages of the 2017 events, PRASA needs to continue working to permanently repairs their infrastructure with the ongoing challenges of droughts, hurricanes, earthquakes, and the current COVID-19 pandemic. PRASA has one of the most complex systems when is compared to other U.S. jurisdictions. PRASA serves more than one million customers, which is an added challenge to any decisions regarding infrastructure design and development to provide or deliver resilient and less vulnerable water and wastewater system for Puerto Rico.

Indeed, resiliency for water projects comes with the challenge of how to measure their performance. Resiliency is a topic discussed for quite some time in the water industry, but there is no official consensus measuring resiliency. Meanwhile, PRASA is committed to continuing with the recovery efforts and making sure that future infrastructure developments consider resiliency for the significant challenges that the Island faces.

After the events of 2017, several steps set the path to transforming Puerto Rico's water system. Some of these steps include the development of PRASA's Strategic Plan 2020-2025 and PRASA's Certified Fiscal Plan(s).

These steps provide the foundation for this plan. Table 3-1 illustrates the six (6) foundational components of PRASA's FAASt Workplan.



Table 3-1 Foundational Components of FAASt Workplan

Components	Description
PRASA's Vision and Mission	Since its creation in 1945, PRASA is committed to providing excellence in all aspects of the operations, including drinking water production and distribution, wastewater collection and treatment, as well as system maintenance and customer satisfaction. The goal of providing quality and reliable services has not diminished over time and will continue for years to come. As stated on its mission statement, PRASA has the mindset "to provide high-quality, safe, reliable, and affordable water and wastewater services to the people of Puerto Rico, protecting their health and the environment."
America Water Infrastructure Act of 2018	Establishes parameters to improve drinking water and water quality, infrastructure investments, enhance public health and quality of life, increase jobs, and bolster the economy, including assessing the PRASA's system vulnerability to several threats, including climate change and natural disasters.
Codes and Industry Standards	Rehabilitate, improve and restore the water system following Codes and Industry Standards, including the applicable PRASA design standards, contained in the <i>Reglamento de Normas de Diseño de la AAA</i> .
PRASA's Strategic Plan 2021-2025	Provides a roadmap to meet expected water demand over a planning horizon through the future development with specific plans to improve the reliability of the water & water waste system, beginning with the core values responsible for supporting the mission and vision as well as shaping the organization's culture.
PRASA Certified Fiscal Plan(s)	Lays out the path for operational and financial sustainability of PRASA in order to enable the transformation of Puerto Rico's water and wastewater system.
FEMA's Damages Assessment Reports	Provides a description of the damages, related causes, location, and dimensions of the equipment and facilities damaged during the 2017 hurricanes and other catastrophic events.

3.2 Overview of Investment Strategy

PRASA leveraged the foundational components outlined in Table 3.1 and performed additional analysis to guide the project's selection in this FAASt Workplan.



To align and guide our work, we designated five (5) investment focus areas that summarize the intent of what our projects will collectively achieve. The investment focus areas are as follows in Table 3-2.

Table 3-2: Investment Focus Areas

Focus Area	Description
Public Health & Environmental Protection	<p>Ensure to provide a high-quality water service while promoting water conservation and protecting the environment and health of Puerto Rico, following:</p> <ul style="list-style-type: none"> • Safe Drinking Water Act (SDWA) • Environmental Protection Agency (USEPA) requirements • Puerto Rico Department of Health (PRDH) • Clean Water Act (CWA)
Codes and Industry Standards	<p>Ensure compliance with applicable laws and regulations and alignment with consensus-based codes and standards. Examples include:</p> <ul style="list-style-type: none"> • American Water Works Association (AWWA) • National Fire Protection Association (NFPA) • American Society of Testing and Materials (ASTM) • National Standards Foundation (NSF) • International Code Council (ICC) • <i>Reglamento de Normas de Diseño de la AAA</i>
Reliability and System Resiliency	<p>Ensure the required investment in necessary technology and infrastructure to restore the system, enhance resiliency, and establish an efficient and safe water system that provides reliability for customers.</p>
Hazard Mitigation	<p>Ensure to provide long-term solutions that reduce the PRASA’s infrastructure impact of future events and minimize disaster losses and the water system vulnerability.</p>
Modernization and Maintenance	<p>Modernize and maintain PRASA’s infrastructure to optimize its operational efficiency, protect public health, safeguard the environment and promote continued economic development.</p>



Chapter 4 PRASA's Prioritized Infrastructure Projects

4.1 Overview

This section of PRASA's FAASSt Workplan categorizes each project in the plan as to priority. The three priority categories are near-term (2021-23 start), mid-term (2024-27 start), and long-term (2028 or later start).

We established several criteria and considerations to assign projects to categories. Project start, for this prioritization, was defined as when 30% of design work should begin. A/E work is PRASA's first standard milestone for projects in its infrastructure plan.

In this section, each priority category has a description of the type of infrastructure projects contained within it, a summary overview of the number and estimated costs of projects in the priority category broken down by asset type, and an overview of the estimated timing for submission of projects to COR3 and FEMA. Following these overviews are a series of tables containing the name, brief description, estimated COR3 and FEMA submission timing, and class 5 cost estimate for each project in the priority category.

Under direction from COR3 and FEMA, PRASA will update this plan every 90 days after the initial submission and will update project details and prioritization based on coordination with COR3 and FEMA, its internal findings, and feedback from other stakeholders.

4.2 Asset Category Descriptions

Table 4-1 outlines each asset category contained in this plan and characterizes the types of projects found within each category:



Table 4-1: List of Assets Descriptions

Asset Category	Description
<p>WTP</p>	<p>114 WTP, with capacity ranges from 0.14 to 100 million gallons per day (MGD) with a median and average treatment capacity of 1.2 and 5.1 MGD. After Hurricane María one (1) WTP was closed. The WTP are classified by the type of treatment, with 1% using direct filtration, 92% dual filtration, and 7% membranes. These WTP and the RWI suffered widespread damages caused by flooding, wind, flood transported debris, wind-driven rain, wind-driven debris, falling trees, sediment accumulation, power interruption, and other damages caused by the hurricane. The damaged process components and equipment are necessary for these WTP’s operation so the treated water may be distributed as potable water. Damaged process equipment includes (but is not limited to) pumps, screens, clarifiers, package plants, media filters, membrane systems, chlorination systems, UV disinfection, sludge thickeners, sludge filters, and sludge drying beds. Additionally, support (ancillary) items required to operate the WTP were damaged, including (but not limited to) instrumentation, telemetry, process control (SCADA), power (and backup power), piping, channels, valves, buildings, covers, roofs. Sitewide items that are part of the WTP but not associated with the process components or necessary to treat the water also suffered widespread damages. Damaged non-process items include (but are not limited to) fencing, lighting (interior and exterior), paint, HVAC system, furnishings, materials, various non-process equipment (e.g., for landscaping and housekeeping), and buildings not used for the protection of process equipment.</p>
<p>WWTP</p>	<p>51 facilities, with capacity ranges from 0.09 to 144 million gallons per day (MGD) with a median and average treatment capacity of 1.3 and 10.6 MGD. They are classified by the degree of treatment (primary, secondary, or tertiary) and the specific type of biological treatment used. For all 51 WWTP, 12% carry out only primary treatment, 70.5% carry out secondary treatment, and 17.5% tertiary treatment. For the 51 WWTP, 12% do not carry out biological</p>



Asset Category	Description
	<p>treatment (primary treatment only), 59% use activated sludge, 14% use trickling filters, and 14% use biological nutrient removal. One WWTP uses rotating biological discs for biological treatment. These WWTPs suffered widespread damages caused by flooding, wind, flood transported debris, wind-driven rain, wind-driven debris, falling trees, sediment accumulation, power interruption, and other damages caused by the hurricane. The damaged process components and equipment are necessary for these WWTPs, so the treated wastewater may be discharged to surface waters. Damaged process equipment includes (but is not limited to) pumps, influent structures, screens, grit removal, primary clarifiers, activated sludge systems, oxidation ditches, package plants, trickling filters, secondary clarifiers, coarse media filters, chlorination/dichlorination systems, UV disinfection, sludge thickeners, anaerobic and aerobic digesters, sludge filters, and sludge drying beds. Additionally, support (ancillary) items required to operate the WWTP were damaged, including (but not limited to) instrumentation, telemetry, process control (SCADA), power (and backup power), piping, channels, valves, buildings, covers, and roofs. Sitewide items that are part of the WWTP but not associated with the process components or necessary to treat the wastewater also suffered widespread damages. Damaged non-process items include (but are not limited to) fencing, lighting, paint, HVAC system, furnishings, materials, various non-process equipment (e.g., for landscaping and housekeeping), and buildings not used for the protection of process equipment.</p>
<p>WWPS</p>	<p>799 WWPS, also called wastewater lift stations, are used to deliver wastewater collected in the trunk sewers from a lower to a higher elevation through a force main. The force main allows the wastewater to flow by gravity to the WWTP or another WWPS. The wastewater is usually stored in and pumped from an underground storage pit called a wet well. These WWPS</p>



Asset Category	Description
	<p>suffered widespread damages caused by flooding, wind, flood transported debris, wind-driven rain, wind-driven debris, falling trees, sediment accumulation, power interruption, and other damages caused by the hurricane. The damaged components and equipment are necessary for the operation of these WWPS that deliver wastewater to the WWTP. Damaged process equipment includes (but is not limited to) pumps, instrumentation, telemetry, process control, power (and backup power), piping, valves, buildings, covers, and roofs. Items that are part of the WWPSs but not associated with the process components or necessary to deliver the wastewater also suffered widespread damages include (but are not limited to) fencing, lighting, paint, HVAC system, various non-process equipment (e.g., for landscaping and housekeeping), and buildings not used specifically for the protection of process equipment.</p>
<p>WPS</p>	<p>468 WPS, used to deliver water to WST, WTP, and the drinking water distribution system. WPS is required when there is insufficient pressure to deliver the water by gravity alone. WPS can deliver raw untreated water to a WTP or treated potable water to the distribution system, including WST. These WPS suffered widespread damages caused by flooding, wind, flood transported debris, wind-driven rain, wind-driven debris, falling trees, sediment accumulation, power interruption, and other damages caused by the hurricane. The damaged components and equipment are necessary for the operation of these WPS used to deliver water. Damaged equipment includes (but is not limited to) pumps, motors, valves, piping, instrumentation, telemetry, process control, and power. Items that are part of the WPS facilities but not directly associated with the process components or necessary to deliver the water also suffered widespread damages including, (but not limited to) fencing, lighting, paint, HVAC system, various non-process equipment (e.g.</p>



Asset Category	Description
	for landscaping and housekeeping), and parts of the building not used specifically for the protection of process equipment.
WST & WPS	808 WST & WPS, used when both the water storage tank and the water pumping station are located together in a single site. These contain pumps and motors, valves, piping (both buried and above ground), instrumentation, telemetry, controls, power, and a protective building or enclosure. The water storage tank also requires a check valve to keeps water from flowing back into the treatment plant and overflow piping to protect the storage tank from being overfilled. These WST & WPS suffered widespread damages caused by flooding, wind, flood transported debris, wind-driven rain, wind-driven debris, falling trees, sediment accumulation, power interruption, and other damages caused by the hurricane. The damaged components and equipment are necessary for the operation of the WST & WPS that store and deliver treated potable water. Damaged equipment includes (but is not limited to) pumps, motors, valves, check-valves, piping, instrumentation, telemetry, process control, power, tank roofing membrane, roof tank access hatches, roof access ladders, and safety cages. Items that are part of the WST & WPS facilities but not directly associated with the process components or necessary to store and deliver the water also suffered widespread damages including, (but not limited to) fencing, lighting (interior and exterior), paint, HVAC system, various non-process equipment (e.g., for landscaping and housekeeping), and buildings or parts of the building not used for the protection of process equipment.
WST	997 WST is used to store treated potable water to use on-demand. The storage also provides extra capacity in case of a failure of the water treatment plant. The WST is usually elevated above the drinking water distribution system to provide sufficient pressure for distribution. The WST also requires a check valve to keep water from flowing back into the source and overflow piping to protect the WST from being overfilled. These WST suffered



Asset Category	Description
	<p>widespread damages caused by flooding, wind, flood transported debris, wind-driven rain, wind-driven debris, falling trees, sediment accumulation, power interruption, and other damages caused by the hurricane. The damaged components and equipment are necessary for the operation of these WSTs used to store raw water. Damaged equipment includes (but is not limited to) check-valves, piping, instrumentation, telemetry, process control, power (and backup power), tank roofing membrane, roof tank access hatches, roof access ladders, and safety cages. Items that are part of the WST facilities but not directly associated with the process components or necessary to deliver the water also suffered widespread damages including, (but not limited to) fencing, lighting, paint, HVAC system, various non-process equipment (e.g., for landscaping and housekeeping), and buildings not used specifically for the protection of process equipment.</p>
<p>Ocean Outfalls (OO)</p>	<p>PRASA owns and operates twelve (12) Ocean Outfall Diffuser Systems. The up-stream treatment plants discharge treated effluent through a piping system terminating in a high-rate diffuser (herein system). The systems typically extend from ¼ mile to ¾ miles offshore and terminate with rate diffusers. The piping system is buried and has a rock protection layer. The diffusers vary from a straight line to a branched configuration (Tor V) with risers and ported outlets that are exposed. Ported outlets disperse the effluent at an average depth between 75 to 150 feet below low water sea level. Wave action and underwater currents developed from Hurricane-force winds (María) caused erosion and displacement of the facility (s).</p>
<p>Dams (D)</p>	<p>PRASA operates and maintains eight (8) major Dams throughout Puerto Rico. La Plata in the North Region, Carraizo and Las Curias in the Metro Region, Toa Vaca in the South Region, Cidra, Rio Blanco and Fajardo in the East Region and <i>Lago Regulador de Isabela</i> in the West Region. La Plata and Carraizo are concrete dams with gated controlled spillways. Cidra is a</p>



Asset Category	Description
	<p>concrete dam with an ungated overflow-type spillway. Toa Vaca is an earth/rock embankment dam with a gated controlled spillway. Las Curias, Rio Blanco and Fajardo are earth/rock embankment dams with ungated overflow-type spillway. For these facilities, the water source is a tributary. In the case of La Plata, Carraizo, Las Curias, Toa Vaca, and Cidra, rivers flow directly into the reservoirs. In the case of Rio Blanco and Fajardo there is an Intake Structure at the rivers that collects and supplies raw water to the reservoirs through a pipe. The primary purpose of all these reservoirs, formed by dams, is storing and collecting raw water for its supply to Water Treatment Plants (except for Las Curias). Some of the damages on the Island Wide Dams were as follow: damages on Actuators, Antennas, Dam Alarms, Cameras, Controls, Doors, A/C Units, Electrical Components, Fencing, Floodgate Components, Floors, Geotextile for Embankment, Intake Components (Slide Gates), Lighting, Motors, Machine Elements, Pavement, Pumps, Reservoir Air Injection System, RipRap Armoring for Embankment, Roofs, Slope Failure (Erosion/Scouring), Valves, Walls, and Windows.</p>
<p>Reservoirs (R)</p>	<p>PRASA has eight main reservoirs across Puerto Rico and multiple other surface water storage facilities (lakes and basins). The reservoirs are created by impounding (capturing) surface water runoff with concrete or embankment dams. The current purpose of these facilities is to store water for its raw water supply to water treatment plants, providing potable water to the public. Due to the disaster event, heavy sedimentation impacted these four reservoirs: Toa Vaca, Cidra, Carraizo, and La Plata. Additionally, one (1) surface water storage facility (lake), <i>Lago Regulador de Isabela</i> has some scour damages due to María Hurricane. As part of PRASA’s FAASt Workplan, the target is to remove sediments deposited in the assets and repair the facility lake -<i>Lago Regulador de Isabela</i>.</p>



Asset Category	Description
Buildings (B)	<p>PRASA manages 91 building facilities grouped by the function: Commercial, Operational, Laboratory, Administrative, Warehouse, and Maintenance. The facilities suffered widespread damages caused by wind-driven rain, wind-driven debris, flooding, flood transported debris, the impact from fallen trees, ground erosion, and other hurricane-related impacts. Damages include roof cover breakage, delamination, and in some instances, total loss of roofing systems which allowed continuous water infiltration. Hurricane conditions also caused the forceful removal of windows and doors, which further contributed to water infiltration and caused violent internal wind pressure, resulting in further structural damage. Water infiltration, structural failure, and invasive wind caused secondary damage to interior building components, such as lighting, furnishings, finish materials, equipment, heating, ventilation, air conditioning (HVAC) systems, electrical systems, fire alarm systems, suspended ceiling systems, and floor coverings. Sustained power loss, caused by island-wide electrical utilities' total failure, resulted in a lack of humidity control inside the buildings, which allowed mold to grow in gypsum board walls, ductwork, throughout building insulation, and other components. High winds, wind-driven rain, and windblown debris damaged paint, exterior wall fixtures, antennas, and other exterior elements. The extreme conditions also damaged exterior site components such as lighting poles, fences, gates, and the groundwork.</p>
Raw Water Wells (RWW)	<p>PRASA owns 269 Raw Water Wells, used to extract groundwater by submersible pumps that deliver the raw water to the surface through a pipe casing. The concrete sealing, which surrounds the metal pipe, and a concrete wellhead at the surface protect the well. The extracted raw water may require treatment before being used as drinking (potable) water. The completion of treatment requires either using on-site disinfection or at a WTP. The raw or disinfected water can be delivered to a Water Storage Tank (WST) or</p>



Asset Category	Description
	<p>delivered directly to a WTP. If the WTP is at a higher elevation, a Water Pumping Station (WPS) will deliver the raw water to the WTP. These Wells suffered widespread damages caused by flooding, wind, flood transported debris, wind-driven rain, wind-driven debris, falling trees, sediment accumulation, power interruption, and other damages caused by the hurricane. The damaged components and equipment are necessary for these Wells' operations that deliver raw water to the WTP or WST. Damaged process equipment includes (but is not limited to) pumps, instrumentation, chlorinators, telemetry, process control, power (and backup power), piping, valves, buildings, covers, and roofs. Items that are part of the Well facilities but not directly associated with the process components or necessary to deliver the water also suffered widespread damages including, (but not limited to) fencing, lighting, paint, HVAC system, various non-process equipment (e.g., for landscaping and housekeeping), and buildings not used specifically for the protection of process equipment.</p>
<p>Transmission and Distribution Water Lines (T&D-WL)</p>	<p>It consists of an estimated 15,148 miles of potable water lines and water distribution lines in diameters ranging from 1” to 84” and in a wide variety of materials. The water transmission lines are pipes, valves, air relief valves, and meters that deliver the raw, untreated water to the WTP. The Water Distribution Lines are a series of pipes, valves, air relief valves, fire hydrants, and water meters that deliver the treated potable water from the WTP to the consumers. These water lines suffered widespread damages caused by erosion, flooding, flood transported debris, wind-driven rain, wind-driven debris, falling and uprooted trees, sediment accumulation, power interruption, and other damages caused by the hurricane.</p>
<p>Water Meters (WM)</p>	<p>872,596 each of the WM are part of the Potable Water Lines Distribution. A water meter or hydrometer is a device that allows for counting the volume of water passing through it. It is often used in water supply conductions of</p>



Asset Category	Description
	<p>residential and industrial installations to make charges to users. These Water Meters suffered widespread damages to the strainers (filters), metering pistons, and non-return (backflow prevention) valves. The hurricane caused blockage and accumulation of debris and sediment by interruption of service, significant fluctuations in pressure, water hammer, backflow, and other damages. The damaged components and equipment are necessary for these Water Meters to accurately measure the flow of and allow passage of potable water delivered to the consumer.</p>
<p>Trunk Sewer Lines (TSL)</p>	<p>TSL’s consist of an estimated 5,994 miles of sewer pipes in diameters ranging from 4’to 90” and in a wide variety of materials. The sewer system collects sewage and wastewater from households, commercial businesses, and industries and delivers the wastewater to a wastewater treatment plant (WWTP) through a series of pipes. Maintenance holes connect this series of pipes. These concrete sewer pipes suffered widespread damages caused by flooding, wind, flood transported debris, wind-driven rain, wind-driven debris, falling trees, sediment accumulation, power interruption, and other damages caused by the hurricane. The damaged components and equipment are necessary for the sewer system's operation that delivers wastewater to the WWTP. Damaged equipment includes (but is not limited to) pipes (gravity and pressure), maintenance holes, risers, covers, siphons, pipe supports, and eroded topsoil and roadways.</p>
<p>Telemetry (T)</p>	<p>Telemetry System along with PRASA facilities, WTP, WWTP, WWPS, WPS, WST, WST & WPS, and RWW Islandwide. The telemetry system, usually done by wireless communication, can also be done through other means such as telephone, computer networks, fiber optic link, among others. Ranging from motorsport, aviation, astrology, agriculture, the oil industry, medicine, and even biology, telemetry has various utilities. Telemetry aims to allow the mediation of physical or chemical magnitudes, know the state of processes and system, and remotely control the operation, correct errors, and send the</p>



Asset Category	Description
	information collected towards an information system for use and benefit. Telemetry helped identify widespread damages caused by hurricanes along the island.
<p>Projects Pending to determine (PPTD)</p>	PRASA is evaluating other projects covered under the FEMA 428-funding obligation to mitigate risks along with several facilities on the system. PRASA will determine the projects in the near future.

4.3 Project Prioritization Approach

After identifying projects, PRASA prioritized them in groups based on safety, impact to the community, the relative complexity of the work, and regulatory requirements.

4.4 Near-Term Category Overview

The near-term priority category is composed of projects that have either already begun 30% design or are expected to do so in 2021-2023.

PRASA intends to pursue a significant proportion of its projects in the near-term for several reasons:

1. It is PRASA’s objective to deliver results as quickly as possible,
2. Some projects already have preliminary engineering and are ready to proceed into the 30% design phase
3. Some projects are substantial in scope and must be initiated in the near term. er years.

In the section that follows, we provide this information on near-term priority projects; Table 4-2 explains this information.



Table 4-2: Provided Project Information

Section	Plan Information Provided
1. Description of projects	An overview of the projects in the priority category and the approach used to designate them, organized by asset type
2. Summary of projects	Number of projects by asset category and start year, along with total dollars by asset category
3. COR3 and FEMA submission timeline	Estimated timeline for SOW submittal to indicate the number of projects for each year and asset category
4. List of projects	Project name, a brief description, estimated submittal timing, estimated cost, and CIP # for each project included in the plan

4.4.1 Description of Near-Term Priority Projects

Near-term projects mainly consist of the rehabilitation of damages to PRASA assets incurred during the 2017 hurricanes. It includes all projects in the application submitted under the FEMA 428 program. PRASA's target is to rehabilitate and improve all these assets following industry standards without regard to pre-disaster conditions and restore components not damaged by the disaster when necessary to restore the facility function. The projects included in the near-term priority are as follow:

WTP & WWTP

Near-term WTP & WWTP projects mainly consist of the rehabilitation of damages incurred during the 2017 hurricanes at numerous facilities. Due to these facilities' size and complexity, each facility will constitute one (1) project for this initial plan.



PRASA's WTP consist of 113 assets located islandwide, including the RWI (after Hurricane María one (1) WTP was closed). PRASA reported that each of the 114 WTP suffered some form of disaster damage, classified as follows: minor (6% of all 114 WTP), moderate (59%), or severe (35%). As part of this initial plan, PRASA is including a total of seventy-three (73) WTP to be rehabilitated. As part of the near-term period, PRASA proposes to start twenty-three (23) WTP projects.

PRASA WWTP consists of 51 assets along the island. PRASA reported that each one of the facilities suffered some disaster damage: minor (23%), moderate (53%), or severe (24%). As part of this initial plan, PRASA is including a total of twenty-six (26) WWTP to be rehabilitated. As part of the near-term period, PRASA is proposing to start twelve (12) WWTP projects.

WWPS, WPS, WST&WPS, WST and RWW

Near-term WWPS, WPS, WST&WPS, WST, and RWW projects mainly consist of the rehabilitation of damages incurred during the 2017 hurricanes at numerous facilities.

PRASA's WWPS consists of 799 facilities throughout the island. Part of this plan is considering that at least 40% of the facilities suffered moderate or severe damages, which results in at least 320 WWPS needing rehabilitation and improvement. Preliminary has identified one (1) project in this category, named Rehabilitation to PRASA WWPS Islandwide LS Project (FAASt). This project may be divided soon into several projects by PRASA's regions, in which each project may contain several WWPS facilities. For this initial plan, PRASA is scheduling to start the WWPS projects as part of a near-term period between the years 2021 to 2023.

PRASA's WPS consists of 468 facilities. Part of this plan considers that at least 20% of the facilities suffered moderate or severe damages, which will result in at least 94 WPS needing rehabilitation and improvement. Preliminary has identified one (1) project in this category, named Rehabilitation to PRASA WPS Islandwide LS Project (FAASt). This project may be divided soon into several projects by PRASA's regions, and each project may contain several



WPS facilities. For this initial plan, PRASA is scheduling to start the WWPS projects in the near-term period.

PRASA's WST consists of 997 storage tanks located islandwide. Part of this plan considers that at least 30% of the facilities suffered moderate or severe damages that will result in at least 300 WST needing rehabilitation or improvement. Preliminary, PRASA has identified seven (7) projects. One (1) of the projects, is identified as the Rehabilitation to PRASA WST Islandwide LS Project (FAAST), which may be divided soon into several projects. As part of this initial plan, PRASA is scheduling to start all the mentioned projects included in this category.

PRASA's WST & WPS consists of 808 assets located throughout the island. Part of this plan considers that at least 20% of the facilities suffered moderate or severe damages, which will result in at least 162 WST & WPS needing rehabilitation or improvement. Preliminary, PRASA has identified one (1) project in this category, named Rehabilitation to PRASA WST & WPS Islandwide LS Project (FAAST). This project may be divided soon into several projects by PRASA's regions, and each project may contain several WST & WPS. For this initial plan, PRASA is not scheduling these assets to start between the years 2021 to 2023. PRASA is planning to start those projects after 2024.

PRASA's RWW consists of 269 Wells located throughout PRASA's five regionals. Preliminary, PRASA has identified one (1) project in this category, named Rehabilitation to PRASA RWW Islandwide LS Project (FAAST), which may be divided soon into several projects by PRASA's regions, and each project may contain several RWW facilities. For this initial plan, PRASA is scheduling to start the RWW projects in the near-term period.

Ocean Outfalls (OO)

PRASA's Ocean Outfalls consists of 12 assets, and part of this plan PRASA's target is to rehabilitate and improve all these assets following industry standards without regard to pre-disaster condition and to restore components not damaged by the disaster, when necessary to restore the facility function. Preliminary, PRASA has identified one (1) project in this category, named Rehabilitation to PRASA OO Islandwide LS Project (FAAST), which may



be divided soon into several projects. Due to the size and complexity of these facilities, each facility may constitute one project. PRASA plans to start all the projects related to these assets as part of the near-term period.

Dams(D)

PRASA operates and maintains eight (8) major Dams throughout Puerto Rico. Part of this plan is to rehabilitate and improve all these assets following industry standards without regard to pre-disaster condition, to restore components not damaged by the disaster, and when necessary to restore the facility function. Preliminary, PRASA has identified three (3) projects under this asset. One (1) of the projects, is identified as Rehabilitation to Dams Islandwide LS Project (FAASt), which may be divided soon into several projects. Due to the size and complexity of these facilities, each facility may constitute one project. PRASA plans to start all the projects related to these assets as part of the near-term period.

Reservoirs (R)

PRASA has eight (8) main reservoirs throughout Puerto Rico, and as part of this plan, PRASA's target is to remove sediments deposited in the assets to extend the useful life of the facilities following industry standards without regard to pre-disaster condition. Preliminary, PRASA has three (3) projects under this asset. One (1) of the projects, is identified as Reservoir Dredging Islandwide LS Project which includes the work related to the Carraizo Dredging with an estimated investment of **\$50.0 Million**. This project is priority to PRASA and is scheduled to start A/E in 2021 Q3. As part of the near-term period, PRASA schedules to start the two (2) projects, including Carraizo Dredging.

Buildings (B)

PRASA manages a total of 91 building facilities throughout five (5) regional sectors on the island. Building facilities are grouped by the function of the building: Commercial, Operational, Laboratory, Administrative, Warehouse, and Maintenance. PRASA has claimed 41 building facilities, while 56 sites are not included in the asset group of the damage inventory. PRASA leases eight (8) of the 41 claimed building facilities, and of such leased



facilities, PRASA will only claim building contents. Preliminary, PRASA has identified four (4) projects under this asset. One (1) of the projects is identified as PRASA Buildings Islandwide LS Project (FAAST), which may be divided in the near future into several projects per PRASA's regions, and each project may contain several building facilities. As part of the near-term period, PRASA's target is to start all the projects under this asset. Summary:

Distribution and Transmission Water Lines (D&T-WL)

PRASA has Distribution and Transmission water lines along all the island. PRASA intends to rehabilitate and improve these assets damaged by the hurricanes following industry standards. Also, to rehabilitate or improve components not damaged, when necessary, to restore the facility function. Preliminary, PRASA has identified two (2) projects under this asset. One (1) of the projects is identified as PRASA T & D -WL Islandwide LS Project (FAAST), which may be divided soon into several projects. As part of the near-term period, PRASA plans to start one (1) project.

Water Meters (WM)

PRASA has Distribution and Transmission water lines along all the island, and as part of this system are included the WM. PRASA's target is rehabilitation and improvement of all these assets following industry standards without regard to pre-disaster conditions, to restore components not damaged by the disaster, and when necessary to restore the facility function. Preliminary, PRASA has identified under this category one (1) project named PRASA WM Islandwide LS Project (FAAST), which may be divided soon into several projects. As part of the near-term period, PRASA plans to start the projects under this category.

Trunk Sewer Lines (TSL)

PRASA has sewer lines along all the island. PRASA intends to rehabilitate and improve these assets damaged by the hurricanes following industry standards. Also, to rehabilitate or improve components not damaged, and when necessary, to restore the facility function. Preliminary, PRASA has identified nine (9) projects under this category. One (1) of the



projects is identified as PRASA TSL Islandwide LS Project (FAAST), which may be divided soon into several projects. As part of the near-term period, PRASA plans to start eight (8) projects. :

Telemetry (T)

Telemetry System is along with PRASA facilities, WTP, WWTP, WWPS, WPS, WST, WST & WPS, and RWW Islandwide. PRASA intends to rehabilitate and improve these assets. Preliminary, PRASA has identified one (1) project under this asset. This project is named PRASA Telemetry Islandwide LS Project (FAAST), which may be divided soon into several projects. For this initial plan, PRASA is scheduling to start the Telemetry (T) projects between the years 2024 and 2027.

Projects Pending to be Defined (PPTD)

PRASA evaluates other projects under the MAAA200 PRASA Island Wide FAASt Project. In the near future, PRASA will identify those projects. Preliminary, PRASA plans to start those projects after 2024.



4.4.2 Summary of Near-Term Priority Projects

The following table (Table 4-3) summarizes the volume of the near-term projects that PRASA plans to initiate, (A/E Phase) and the estimated cost by asset category:

Table 4-3: Summary of Near-Term Priority Projects (Natural Years and Cumulative Total)

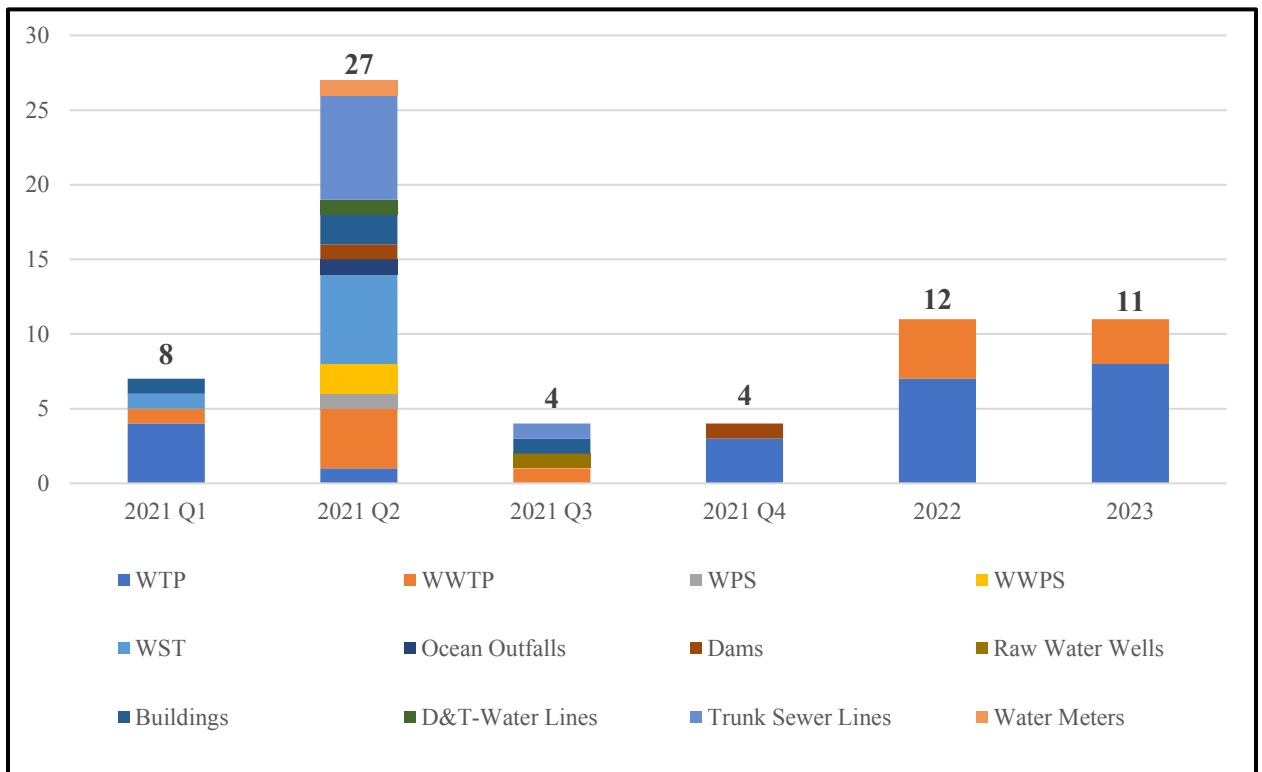
Asset Category	A/E Start 2021	A/E Start 2022	A/E Start 2023	Total Projects	Total Cost Estimates (Million)
WTP	6	8	9	23	\$399.1
WWTP	6	3	3	12	\$290.2
WWPS	2	0	0	2	\$64.0
WPS	1	0	0	1	\$15.0
WST & WPS	0	0	0	0	\$0
WST	7	0	0	7	\$13.9
RWW	1	0	0	1	\$8.0
B	4	0	0	4	\$67.8
OO	1	0	0	1	\$180.0
D	2	0	0	2	\$10.5
R	1	0	1	2	\$157.9
D&T-WL	1	0	0	1	\$0.4
WM	1	0	0	1	\$300.0
TSL	8	0	0	8	\$202.8
T	0	0	0	0	\$0
PPTD	0	0	0	0	\$0
Total	41	11	13	65	\$1,709.5



4.4.3 COR3 and FEMA Submissions Timeline

The following chart figure shows the estimated timeline for the submittal of individual projects to COR3 and FEMA for review and approval.

Figure 4-1: COR3 and FEMA Near-Term SOW Project Submissions by Quarter (Natural Years)



4.4.4 List of Near-Term Priority Projects

Table A-1 of Appendix A, includes the complete list of projects in the near-term priority category. One can identify projects by asset category, brief description, estimated timing for submission to COR3 and FEMA for review and approval, a class 5 cost estimate, and PRASA's Construction Improvement Program number.



It is important to note that the cost estimate provided does not include potential hazard mitigation funding that may be available through FEMA’s 406 Hazard Mitigation Program. PRASA intends to submit applications for 406 funding with its 428 projects, where applicable. These additional funds will be critical to reinforcing the new infrastructure to protect against damage from future disaster events.

All projects in the tables below are funded through FEMA’s 428 programs unless otherwise noted. Also, HUD’s CDBG-DR funds will support some of the infrastructure projects contained in this plan, but the allocation of the HUD funds are yet to be tied to specific projects, which will occur in a future update of this plan.

4.5 Mid-Term Category Overview

The mid-term priority category is composed of projects that have either already begun 30% design or are expected to do so in 2024-2027.

In the sections that follow, we provide this information on near-term priority projects. Table 4-4 enumerates this information.

Table 4-4: Project Information to be provided

Section	Plan Information Provided
1. Description of projects	An overview of the projects in the priority category and the approach used to designate them, organized by asset type
2. Summary of projects	Number of projects by asset category and start year, along with total dollars by asset category
3. COR3 and FEMA submission timeline	Estimated timeline for SOW submittal to indicate the number of projects for each year and asset category
4. List of projects	Project name, a brief description, estimated submittal timing, estimated cost, and CIP # for each project included in the plan



4.5.1 Description of Mid-Term Category Overview

Mid-term projects mainly consist of the rehabilitation of damages to PRASA assets incurred during the 2017 hurricanes. The application submitted under the FEMA 428 program, includes all projects. PRASA's target is to rehabilitate and improve all these assets following industry standards without regard to pre-disaster conditions, to restore components not damaged by the disaster, and when necessary to restore the facility function.

The projects included in the mid-term priority are as follow:

WTP & WWTP

As the summary of the mid-term period, PRASA is planning to start A/E for the following projects for WTP and WWTP:

- WTP- 38 Projects.
- WWTP- 11 Projects.

WWPS, WPS, WST&WPS, WST and RWW

Mid-term WWPS, WPS, WST&WPS, WST, and RWW mainly consist of the rehabilitation of damages incurred during the 2017 hurricanes at numerous facilities.

As part of this initial plan, PRASA plans to start all the projects related to WWPS, WPS, WST, and RWW as part of the near-term period. Only the projects associated with WST & WPS assets are planning to start as part of the mid-term period.

PRASA's WST & WPS consists of 808 assets located throughout the island. As part of this plan, at least 20% of the facilities suffered moderate or severe damages, resulting in at least 162 WST & WPS be rehabilitated and/or improved. One (1) project has been identified preliminary for this asset, named PRASA WST & WPS Islandwide LS Project (FAAST). This project may be divided soon into several projects per PRASA's regions, in which each



project may contain several WST & WPS facilities. As part of this initial plan, PRASA is planning to start the LS project in 2024.

Ocean Outfalls (OO)

As part of this initial plan, PRASA plans to start all the projects related to Ocean Outfall as part of the near-term period.

Dams (D)

As part of the mid-term projects period, PRASA is planning to start one (1) project under this category, named PRASA Dams Islandwide LS Project (FAAST), which may be divided soon into several projects.

Reservoirs (R)

As part of the mid-term projects period, PRASA is planning to start one (1) project under this category.

Buildings (B)

As part of this initial plan, PRASA is planning to start the projects related to this asset as part of the near-term period.

Distribution and Transmission Water Lines (D&T-WL)

As part of the mid-term projects period, PRASA is planning to start one (1) project under this category, named PRASA D&T-WL Islandwide LS Project (FAAST), which may be divided soon into several projects.

Water Meters (WM)

PRASA is planning to start projects under these assets as part of the near-term period.



Trunk Sewer Lines (TSL)

As part of the mid-term projects period, PRASA is planning to start one (1) project under this category, named PRASA TSL Islandwide LS Project (FAAST), which may be divided soon into several projects.

Telemetry (T)

Telemetry System is along with PRASA facilities, WTP, WWTP, WWPS, WPS, WST, WST & WPS, and RWW Islandwide. PRASA intends to rehabilitate and improve these assets. Preliminary, PRASA has identified one (1) project under this category, named PRASA Telemetry Islandwide LS Project (FAAST), which may divide this LS project into several projects. For this initial plan, PRASA is planning to start the telemetry projects in the mid-term period.

Projects Pending to be Defined (PPTD)

PRASA is evaluating other projects under the FAAS Project # 144184, MAAA200 Island Wide. Shortly, PRASA will identify those projects. Preliminary, PRASA is planning to start these projects under the mid-term period.



4.5.2 Summary of Mid-Term Priority Projects

The following table (Table 4-5) summarizes the mid-term project volume and the cost estimate by asset category:

Table 4-5: Summary of Mid-Term Priority Projects (Natural Years and Cumulative Total)

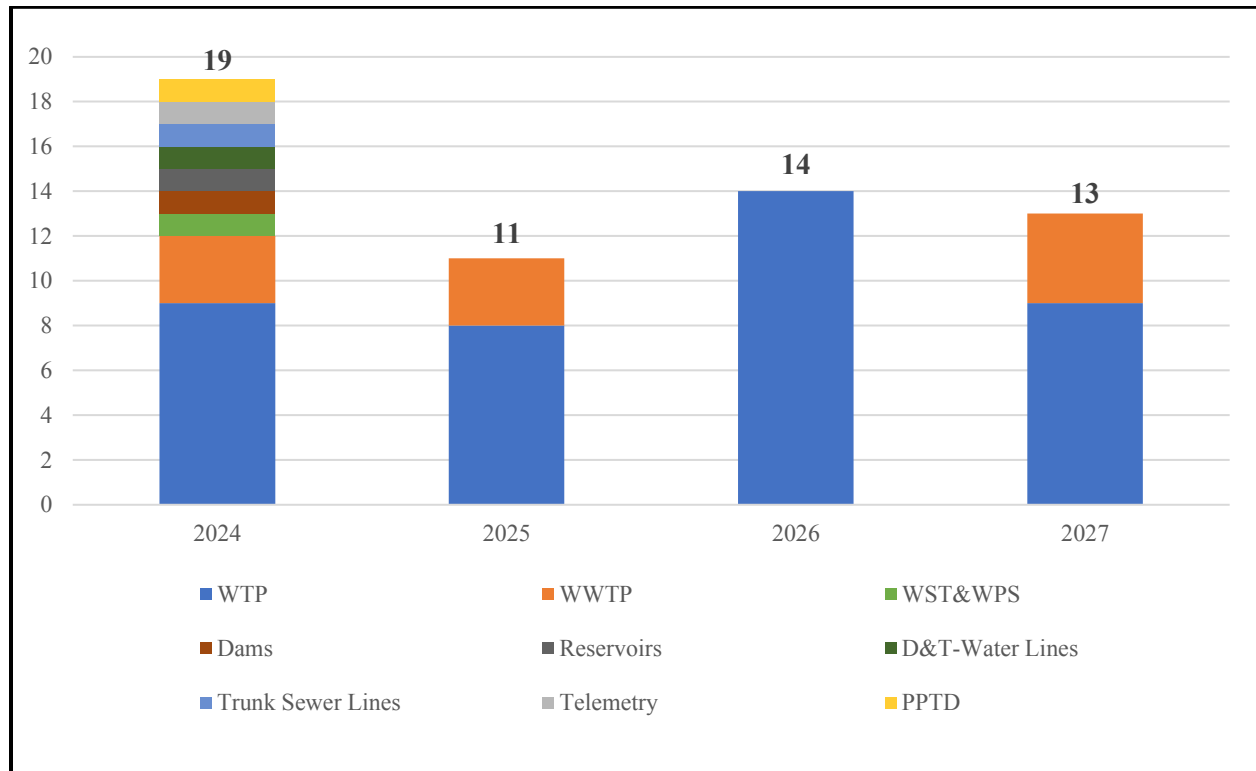
Asset Category	A/E	A/E	A/E	A/E	Total of Projects	Total Cost Estimates
	Start 2024	Start 2025	Start 2026	Start 2027		
WTP	7	10	12	9	38	\$373.4
WWTP	4	2	1	4	11	\$182.20
WWPS	0	0	0	0	0	\$0
WPS	0	0	0	0	0	\$0
WST & WPS	1	0	0	0	1	\$46.3
WST	0	0	0	0	0	\$0
RWW	0	0	0	0	0	\$0
B	0	0	0	0	0	\$0
OO	0	0	0	0	0	\$0
D	1	0	0	0	1	\$20.0
RD	1	0	0	0	1	\$100.0
D&T-WL	1	0	0	0	1	\$484.5
WM	0	0	0	0	0	\$0
TSL	1	0	0	0	1	\$558.2
T	1	0	0	0	1	\$5.0
PPTD	1	0	0	0	1	\$450.0
Total	18	12	13	13	56	\$2,019.5

4.5.3 Mid-Term COR3 and FEMA Submission Timeline

The following bar chart (Figure 4-2) shows the estimated timeline for submittal of individual projects to COR3 and FEMA for review and approval:



Figure 4-2:-COR3 and FEMA Near-Term SOW Submissions by Quarter (Natural Years)



4.5.4 List of Mid-Term Priority Projects

Table A-2 of Appendix A of this document includes the complete list of projects in the mid-term priority category. PRASA identified projects by asset category, brief description, estimated timing for submission to COR3 and FEMA for review and approval, a class 5 cost estimate, and PRASA’s Construction Improvement Program number.

It is important to note that the cost estimate provided does not include potential hazard mitigation funding that may be available through FEMA’s 406 Hazard Mitigation Program. PRASA intends to submit applications for 406 funding with each of its 428 projects, where applicable. These additional funds will be critical to reinforcing the new infrastructure to protect against damage from future disaster events.

All projects in the tables below are funded through FEMA’s 428 programs unless otherwise noted. Also, HUD’s CDBG-DR funds will support some of the infrastructure projects in



this plan. However, the allocation of the HUD funds has not yet been tied to specific projects, resulting in a future update of this plan.

4.6 Long- Term Category Overview

The long-term priority category comprises projects that have already begun 30% design or will begin in 2028-2030.

In the sections that follow, we provide this information on near-term priority projects. Table 4-6 enumerates the information presented.

Table 4-6: Provided Project Information

Section	Plan Information Provided
1. Description of projects	An overview of the projects in the priority category and the approach used to designate them, organized by asset type.
2. Summary of projects	Number of projects by asset category and start year, along with total dollars by asset category.
3. COR3 and FEMA submission timeline	Estimated timeline for submittal to indicate the number of projects for each year and asset category.
4. List of projects	Project name, a brief description, estimated submittal timing, estimated cost, and IRP reference section for each project included in the plan.

4.6.1 Description of Long-Term Category Overview

Long-term projects mainly consist of the rehabilitation of damages to PRASA assets incurred during the 2017 hurricanes. All projects are in the application submitted under the FEMA 428 program. PRASA's target is to rehabilitate and improve all these assets following



industry standards without regard to pre-disaster conditions and restore components not damaged by the disaster when necessary to restore the facility function.

The projects included in the long-term period are as follow:

WTP & WWTP

As the summary of the long-term period, PRASA is planning to start A/E for the following projects for WTP and WWTP:

- WTP- 12 Projects.
- WWTP-3 Projects.

WWPS, WPS, WST&WPS, WST and RWW

As part of this initial plan, PRASA is planning to start all the projects related to WWPS, WPS, WST, WST&WPS, and RWW as part of the near-term and mid-term periods.

Ocean Outfalls (OO)

As part of this initial plan, PRASA plans to start all the projects related to Ocean Outfall as part of the near-term period.

Dams(D)

As part of this initial plan, PRASA plans to start all the projects related to Dams as part of the near-term and mid-term periods.

Reservoirs (R)

As part of this initial plan, PRASA plans to start all the projects related to Dams as part of the near-term and mid-term projects.

Buildings(B)

As part of this initial plan, PRASA plans to start the projects related to this asset as part of the near-term period.



Distribution and Transmission Water Lines (D&T-WL)

PRASA is planning to start the projects related to this asset as part of the near-term and mid-term periods.

Water Meters (WM)

PRASA is planning to start the projects related to this asset as part of the near-term period.

Trunk Sewer Lines (TSL)

PRASA plans to start the projects related to this asset as part of the near-term and mid-term periods.

Telemetry (T)

PRASA plans to start the projects related to this asset as part of the mid-term period.

Projects Pending to be Defined (PPTD)

The PRASA plan is to define all the projects by the mid-term period and stated the A/E before 2028.



4.6.2 Summary of Long-Term Priority Projects

The following table (Table 4-7) summarizes the volume of the long-term projects planned to be initiated (A/E Phase) and the estimated cost per asset category:

Table 4-7: Summary of Long-Term Priority Projects (Natural Years and Cumulative Total)

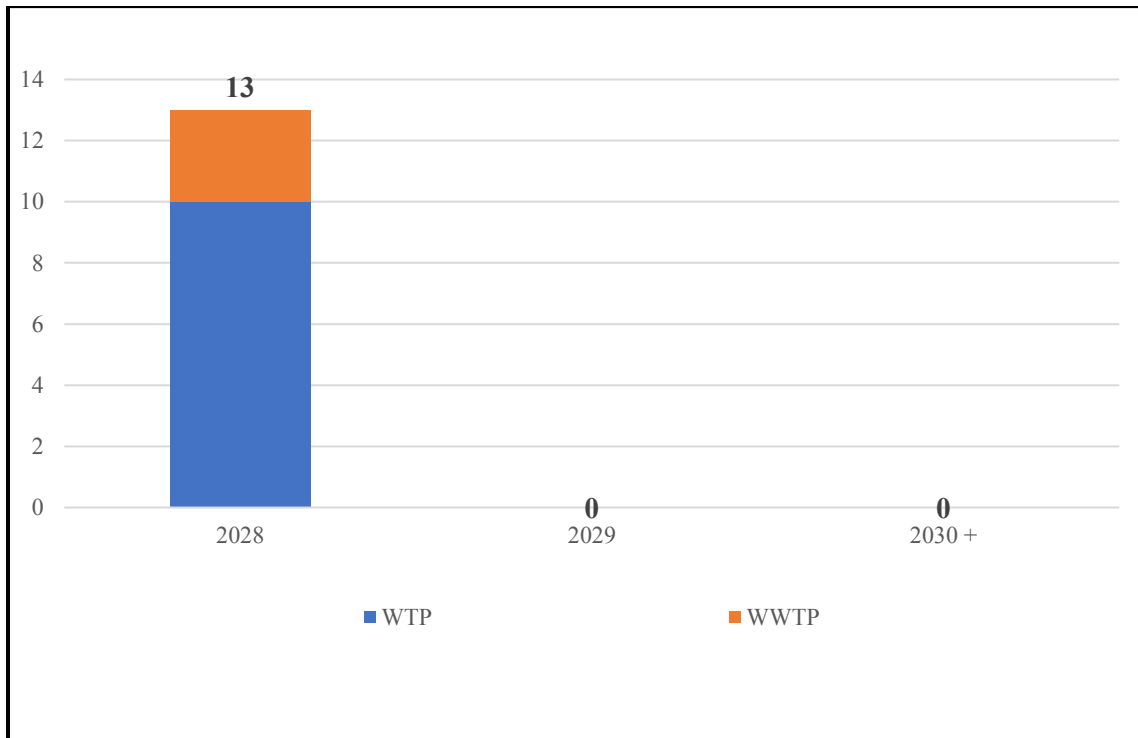
Asset Category	A/E Start 2028	A/E Start 2029	A/E Start 2030	Total of Projects	Total Cost Estimates
WTP	12	0	0	12	\$109.9
WWTP	3	0	0	3	\$30.8
WWPS	0	0	0	0	\$0
WPS	0	0	0	0	\$0
WST & WPS	0	0	0	0	\$0
WST	0	0	0	0	\$0
RWW	0	0	0	0	\$0
B	0	0	0	0	\$0
OO	0	0	0	0	\$0
D	0	0	0	0	\$0
RD	0	0	0	0	\$0
D&T-WL	0	0	0	0	\$0
WM	0	0	0	0	\$0
TSL	0	0	0	0	\$0
T	0	0	0	0	\$0
PPTD	0	0	0	0	\$0
Total	15	0	0	15	\$140.7



4.6.3 Long- Term COR3 and FEMA Submission Timeline

The following bar chart (Figure 4-3) shows the estimated timeline for submittal of individual projects to COR3 and FEMA for review and approval:

Figure 4-3: COR3 and FEMA Long-Term SOW Submissions by Quarter (Natural Years)



4.6.4 List of Long-Term Priority Projects

Table A-3 of Appendix A of this document included the complete list of projects in the long-term priority category. PRASA identifies projects by asset category, brief description, estimated timing for submission to COR3 and FEMA for review and approval, a class 5 cost estimate, and PRASA’s Construction Improvement Program number.

It is important to note that the cost estimate provided does not include potential hazard mitigation funding that may be available through FEMA’s 406 Hazard Mitigation Program.



PRASA intends to submit applications for 406 funding with each of its 428 projects, where applicable. These additional funds will be critical to reinforcing the new infrastructure to protect against damage from future disaster events.

All projects in the tables below are funded through FEMA's 428 programs unless otherwise noted. Also, HUD's CDBG-DR funds will support some of the infrastructure projects in this plan. However, the allocation of the HUD funds has not tied to specific projects, resulting in a future update of this plan.



Chapter 5 PRASA's Plan Schedule

5.1 Timing Assumptions

The estimation of project time regarding the identification and prioritization of projects relies on the best information available to PRASA at the time of plan development, primarily that project formulation, based on the FEMA Five Phase National Workflow, will occur expeditiously.

Recognizing that PRASA does not yet have all the necessary details to develop detailed plans for its infrastructure projects and have precision on timing, COR3 and FEMA have identified this plan as a “living document,” one that requires an update and resubmission every 90 days after initial submittal.

The estimated timing of projects in PRASA's FAASSt Workplan will be impacted by many different factors including, but not limited to, regulatory requirements and stakeholder input, improved clarity on project requirements and approach, project review and permitting processes, the availability of both labor and material resources to execute on project design and construction tasks, and potential future disaster events impacting the island. It is expected that PRASA's FAASSt Workplan, including estimated project timing, will require revision as part of these regular plan updates.

It is expected that increased clarity on project requirements and approach provided from current and future engineering studies and the completion of 30% design work will result in updates to project approach and milestone timing estimates. Also, collecting as-built/record drawings, asset management planning, and document control requirements will impact the design work and the project approach.

Another set of milestone timing assumptions and potential drivers of milestone timing changes are around approval and permitting processes. These include uncertainty about the amount of time required from project submission to completion of review and receipt of approval from COR3 and FEMA. Specifically, the timing for environmental and remediation permits for each



project will depend on the type of project, location, and potential impacts on environmental/social receptors, including air, water, wetlands, natural resources, and cultural and historical resources.

Lastly, milestone timing estimates assume the required labor and materials needed to support the infrastructure plan will be available; however, shortages of either, even temporarily, may cause delays and necessitate adjustments to project milestone timing estimates.

5.2 Estimated Project Timing Assumptions

Each project has four major standardized milestones regarding timing:

- Begin 30% Architecture and Engineering Design
- Submit Project to COR3 and FEMA for Review
- Begin Construction/Implementation
- Begin COR3 and FEMA Project Closeout

Appendix B shows the schedule, year by year, the work plan for major milestone initiation for the projects in the near-term, mid and long-term periods.



Chapter 6 PRASA's Management Approach

The work needed to complete projects from their planning phase to completion requires both PRASA's internal personnel and external resources. To support PRASA in managing this plan and achieve a cost-effective way to carry out this plan, PRASA has onboard a Project Management Consortium (C). The Consortiums responsibility will be the efficient and timely execution of the CIP. All the projects included in this plan were added to PRASA's CIP.

PRASA, in coordination with the Consortiums, must establish metrics by project and monitor compliance and execution through a CIP tracking tool. Typically, the construction phase includes the highest potential for deviations in cost and time. To maintain control of these, PRASA keeps monthly track of two industry-standard KPIs:

- Cost Performance Index (CPI): Measures the cost efficiency of resources committed to the project, evaluating whether the project will be completed on budget.
- Schedule Performance Index (SPI): Measures the relationship between the executed work versus the planned work, assessing whether the project will be completed on time.

The established metrics will allow for high-level monitoring of the project's execution.

PRASA Infrastructure Office, with the assistance of the Consortiums, will manage the FEMA funded projects under a governance structure that includes:

- Strong governance and oversight, by senior executives, of all projects
- Project justification is rigorous, documented, data-driven, standardized, and includes assessing costs, benefits, and alternative courses of action.
- Project authorization is grounded in a well-defined process with clear roles and responsibilities.
- Centralized approvals and oversight so that projects work together as a cohesive group of projects.



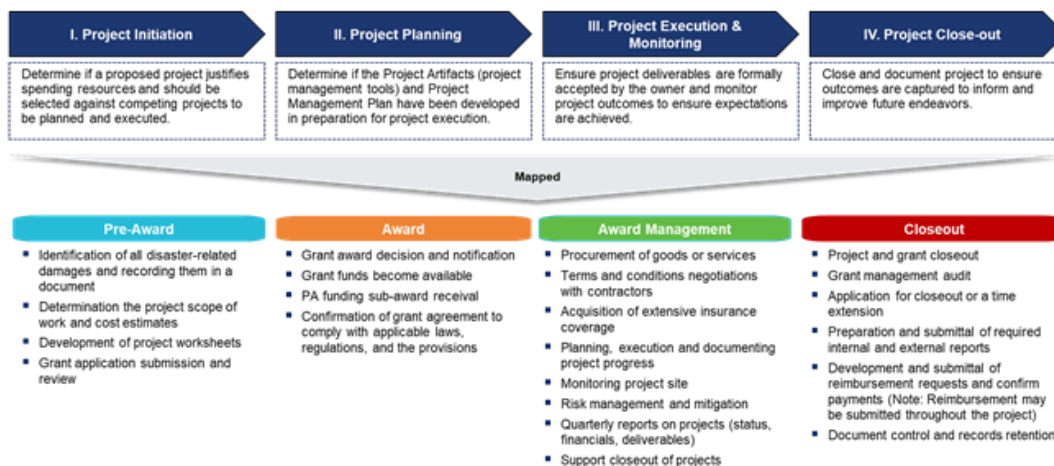
As defined by COR3, the federal grant lifecycle process (See Figure 6-1) is an end-to-end framework outlining the progression of phases and key requirements that PRASA must complete, obtain, manage, and close of Public Assistance funding sub-awards and projects.

Figure 6-1: COR3's Federal Grant Lifecycle



PRASA ensures a rigorous project management process that governs all projects with clear accountabilities, consistent standards based on leading practices for managing and governing all PRASA projects. The management process has four phases for a project (See Figure 6-2), each of which has defined deliverables and documentation required to enter the next phase. To ensure compliance with local and federal guidelines and regulations, PRASA has incorporated the key requirements and associated controls to manage FEMA funds within the project management process.

Figure 6-2: PRASA's Management Process to Federal Grant Lifecycle



PRASA has a Management Information System with functional architecture that provides various project management features to enable management to maintain visibility around projects in each stage of the project lifecycle from project initiation to project closeout.



PRASA has incorporated the following controls to ensure FEMA fund management guidelines are met:

- A set of quality management controls based on PRASA's quality management system.
- Plus, effective project management controls and execution procedures, including risk management, based on leading practices.
- The FEMA grant and fund management control process to ensure compliance.
- The preparation of dashboards, project reports, and monthly operating sequences.



Chapter 7 Appendix A

7.1 Appendix A: Table A.1- List of PRASA Projects FAASt Near-Term

Asset Type	CIP #	Description	Total Estimate FAASt (\$)	Initial SOW Submittal Quarter	A&E Start Quarter	Construction Start Quarter	SOW Close Out Submittal
WTP	CIP.2017005	Rehabilitation of Culebrinas WTP Aguadilla FEMA (FAASST-25)	23,733,484	2021 Q1	2021 Q1	2022 Q2	2024 Q2
B	CIP.3130001	PRASA Central Laboratory in Caguas (FAASST)	32,000,000	2021 Q1	2019 Q1	2020 Q3	2022 Q1
WWTP	CIP.3305001	Improvements to Guayama WWTP (FAASST)	42,131,590	2021 Q1	2021 Q1	2022 Q1	2024 Q4
WST	CIP.3360002	Design and Construction of new WST in Buena Vista Humacao (FAASST)	1,638,706	2021 Q1	2020 Q1	2020 Q4	2021 Q4
WTP	CIP.2479001	Rehabilitation and Improvements to the Morovis Sur RWI (FAASST)	2,360,000	2021 Q1	2020 Q4	2021 Q4	2023 Q1
WTP	CIP.2526006	Rehabilitation of Morovis Sur WTP (FAASST-25)	9,827,954	2021 Q1	2021 Q2	2022 Q2	2024 Q3
WTP	CIP.2096007	Rehabilitation of Enrique Ortega WTP Toa Alta (FAASST-25)	46,421,025	2021 Q1	2021 Q2	2022 Q2	2025 Q1



Asset Type	CIP #	Description	Total Estimate FAASt (\$)	Initial SOW Submittal Quarter	A&E Start Quarter	Construction Start Quarter	SOW Close Out Submittal
R	CIP.6009010	Reservoir Dredging Islandwide LS Project (FAASSt) Including Carrraizo Dredging (Carrraizo Estimated Investment \$50.0 Million)	100,000,000	2021 Q1	2021 Q3	2023 Q2	2024 Q4
WST	CIP.4009001	Rehabilitation of WST Phase 1 - South Region (FAASSt)	350,000	2021 Q2	2021 Q1	2021 Q1	2022 Q4
D	CIP.7776071	Rehabilitation of Toa Vacca Dam (FAASSt)	6,860,000	2021 Q2	2019 Q2	2021 Q4	2023 Q2
WST	CIP.5009001	Rehabilitation of WST Phase 1 - West Region (FAASSt)	350,000	2021 Q2	2021 Q1	2021 Q4	2022 Q4
B	CIP.1660002	Rehabilitation of PRASA Main Building in Hato Rey	7,775,000	2021 Q2	2021 Q2	2022 Q2	2023 Q3
TSL	CIP.4589003	Rehabilitation of Ponce Trunk Sewer System (FAASSt)	23,545,094	2021 Q2	2021 Q1	2021 Q4	2023 Q2
WST	CIP.2009001	Rehabilitation of WST Phase 1 - North Region (FAASSt)	350,000	2021 Q2	2021 Q1	2022 Q1	2022 Q4
TSL	CIP.5509001	Rehabilitation of Hormigueros and Mayaguez Trunk Sewer (FAASSt)	42,505,685	2021 Q2	2021 Q3	2022 Q1	2023 Q4



Asset Type	CIP #	Description	Total Estimate FAASt (\$)	Initial SOW Submittal Quarter	A&E Start Quarter	Construction Start Quarter	SOW Close Out Submittal
WST	CIP.1009001	Rehabilitation of W/ST Phase 1 - Metro Region (FAAST)	350,000	2021 Q2	2021 Q1	2022 Q1	2022 Q4
WTP	CIP.6009016	Rehabilitation to PRASA WTP Islandwide LS Project (FAAST)	50,000,000	2021 Q2	2021 Q2	2021 Q3	2030 Q2
WWTP	CIP.6009017	Rehabilitation to PRASA WWTP Islandwide LS Project (FAAST)	50,000,000	2021 Q2	2021 Q2	2021 Q3	2030 Q2
TSL	CIP.1169001	Rehabilitation of Los Angeles and Loiza Pueblo Trunk Sewers (FAAST)	14,794,780	2021 Q2	2021 Q1	2021 Q4	2023 Q1
R	CIP.5376001	Repair of Geosynthetic Membranes in Lago Regulator in Isabela	7,912,227	2021 Q2	2021 Q2	2022 Q2	2023 Q3
WST	CIP.6009001	Rehabilitation of W/ST Islandwide LS Project (FAAST)	10,500,000	2021 Q2	2021 Q2	2021 Q3	2030 Q3
WM	CIP.6009002	Water Meters Islandwide LS Project (FAAST)	300,000,000	2021 Q2	2021 Q2	2022 Q1	2027 Q1
WPS	CIP.6009003	Rehabilitation of WPS Islandwide LS Project (FAAST)	15,000,000	2021 Q2	2021 Q2	2021 Q3	2030 Q3
WWPS	CIP.6009004	Rehabilitation of WWPS Islandwide LS Project (FAAST)	63,550,000	2021 Q2	2021 Q2	2021 Q3	2030 Q3



Asset Type	CIP #	Description	Total Estimate FAASt (\$)	Initial SOW Submittal Quarter	A&E Start Quarter	Construction Start Quarter	SOW Close Out Submittal
OO	CIP.6009005	Rehabilitation of Ocean Outfalls Islandwide LS Project (FAASST)	180,000,000	2021 Q2	2021 Q2	2021 Q3	2030 Q3
WWTP	CIP.4315010	Rehabilitation to Guayanilla WWTP (FAASSt)	17,463,653	2021 Q2	2021 Q3	2022 Q2	2024 Q1
WST	CIP.3009001	Rehabilitation of WST Phase 1 - East Region (FAASST)	350,000	2021 Q2	2021 Q1	2021 Q4	2022 Q4
TSL	CIP.2149001	Rehabilitation of Camuy Trunk Sewer (FAASST)	15,856,265	2021 Q2	2021 Q1	2021 Q4	2023 Q1
WWPS	CIP.2039000	Rehabilitation of Guerrero 2 WWPS in Aguadilla	450,000	2021 Q2	2021 Q2	2022 Q2	2023 Q3
TSL	CIP.4089000	Rehabilitation of Arroyo-Guayama Trunk Sewer (FAASST)	32,482,534	2021 Q2	2021 Q1	2021 Q3	2023 Q3
TSL	CIP.2095052	Rehabilitation of 42 IN Trunk Sewer from PR-684 to the South part of Barceloneta WWTP	5,335,025	2021 Q2	2021 Q2	2022 Q1	2022 Q4
WWTP	CIP.3135079	Rehabilitation of Blowers in Caguas WWTP (FAASST)	5,817,732	2021 Q2	2020 Q3	2021 Q2	2022 Q3
B	CIP.3139000	Equipment for New PRASA Central Laboratory in Caguas	8,000,000	2021 Q2	2021 Q2	2021 Q3	2022 Q2



Asset Type	CIP #	Description	Total Estimate FAASt (\$)	Initial SOW Submittal Quarter	A&E Start Quarter	Construction Start Quarter	SOW Close Out Submittal
TSL	CIP.3139002	Rehabilitation of Caguas Trunk Sewer (FAASST)	31,327,807	2021 Q2	2021 Q2	2021 Q4	2023 Q3
WWTP	CIP.5505029	Rehabilitation of Mayaguez WWTP (FAASST-25)	22,264,355	2021 Q2	2021 Q3	2022 Q1	2024 Q4
D&T-WL	CIP.2475022	Installation of Permanent WL Rio Uruado Bridge (FAASST)	362,695	2021 Q2	2020 Q2	2021 Q4	2022 Q3
TSL	CIP.2375002	Trunk Sewer Lines (TSL) Isabela - Aguada (FAASST)	36,937,500	2021 Q3	2021 Q3	2022 Q3	2024 Q4
WWTP	CIP.1165044	Rehabilitation of Carolina WWTP FEMA (FAASST-25)	22,258,063	2021 Q3	2021 Q3	2022 Q3	2025 Q2
RWW	CIP.6009006	Raw Water Well Islandwide LS Project (FAASST)	8,000,000	2021 Q3	2021 Q4	2022 Q3	2030 Q3
B	CIP.6009007	Buildings Islandwide LS Project (FAASST)	20,000,000	2021 Q3	2021 Q4	2022 Q3	2030 Q3
WTP	CIP.2596004	Rehabilitation of Quebradillas WTP and WI (FAASST-25)	8,788,067	2021 Q4	2022 Q1	2023 Q1	2024 Q4
DAM	CIP.1666090	Improvements to La Plata Dam -Installation of the anchorage system	3,631,289	2021 Q4	2021 Q4	2022 Q4	2024 Q1
WTP	CIP.4646004	WTP Salinas (Wells Closure) (FAASST-25)	24,190,168	2021 Q4	2021 Q4	2022 Q4	2025 Q3



Asset Type	CIP #	Description	Total Estimate FAASt (\$)	Initial SOW Submittal Quarter	A&E Start Quarter	Construction Start Quarter	SOW Close Out Submittal
WTP	CIP.2736006	Rehabilitation of Manneyes Utuado W/TTP and WI (FAAST)	10,138,665	2021 Q4	2022 Q1	2023 Q1	2024 Q4
WTP	CIP.2736007	Rehabilitation of Santa Isabel Utuado W/TTP and WI (FAAST-25)	11,555,489	2022 Q1	2022 Q1	2023 Q2	2024 Q4
WTP	CIP.3156093	Rehabilitation of El Yunque W/TTP and WI, Rio Grande (FAAST-25)	13,214,995	2022 Q1	2022 Q2	2023 Q2	2025 Q2
WTP	CIP.2246106	Rehabilitation of Negros W/TTP and WI, Corozal (FAAST-25)	9,821,827	2022 Q1	2022 Q2	2023 Q2	2025 Q2
WWTP	CIP.3139001	Improvements to Caguas WWTP (FAAST-25)	25,988,672	2022 Q1	2022 Q2	2023 Q2	2025 Q3
WWTP	CIP.4585096	Rehabilitation of Ponce WWTP (FAAST-25)	24,293,315	2022 Q3	2022 Q4	2023 Q1	2026 Q2
WWTP	CIP.2475021	Rehabilitation of Barceloneta WWTP (FAAST-25)	31,722,561	2022 Q3	2022 Q3	2023 Q3	2026 Q2
WTP	CIP.1016095	Rehabilitation of Guaynabo W/TTP and WI Santa Rosa (FAAST-25)	35,740,358	2022 Q3	2022 Q3	2023 Q3	2026 Q2
WTP	CIP.5506047	Rehabilitation of Miradero Mayaguez W/TTP and WI (FAAST-25)	21,607,168	2022 Q3	2022 Q4	2023 Q4	2025 Q3



Asset Type	CIP #	Description	Total Estimate FAASt (\$)	Initial SOW Submittal Quarter	A&E Start Quarter	Construction Start Quarter	SOW Close Out Submittal
WTP	CIP.1726043	Rehabilitation of Sergio Cuevas WTPP Trujillo Alto (FAASST-25)	22,012,590	2022 Q3	2022 Q4	2023 Q4	2025 Q4
WTP	CIP.4316007	Rehabilitation of Jaguas Pasto WTP, Guayanilla (FAASST-25)	7,438,731	2022 Q4	2023 Q1	2021 Q1	2025 Q4
WWTP	CIP.4495001	Rehabilitation of Maunabo WWTP (FAASST-25)	12,834,676	2022 Q4	2023 Q1	2023 Q1	2025 Q3
WWTP	CIP.4555022	Rehabilitation of Orocovis WWTP (FAASST-25)	12,163,078	2023 Q1	2023 Q2	2024 Q1	2025 Q4
WTPP	CIP.3536006	Rehabilitation of Río Blanco WTP, Naguabo (FAASST-25)	19,932,453	2023 Q1	2023 Q1	2024 Q1	2026 Q2
WTP	CIP.2916002	Rehabilitation of Superacueductos WTP, Arecibo (FAASST-25)	13,739,589	2023 Q1	2023 Q1	2024 Q1	2026 Q4
WTP	CIP.3366005	Rehabilitation of Humacao WTP (FAASST-25)	10,147,205	2023 Q1	2023 Q2	2024 Q2	2026 Q1
WTP	CIP.2076042	Rehabilitation of Esperanza WTP and WI, Arecibo(FAASST)	8,112,805	2023 Q1	2023 Q2	2024 Q2	2026 Q1
WTPP	CIP.4776077	Rehabilitation of Apeadero Villalba WTP (FAASST-25)	11,487,177	2023 Q1	2023 Q2	2023 Q1	2025 Q4



Asset Type	CIP #	Description	Total Estimate FAASt (\$)	Initial SOW Submittal Quarter	A&E Start Quarter	Construction Start Quarter	SOW Close Out Submittal
WTP	CIP.5506046	Rehabilitation of Ponce de León Mayaguez WTP (FAAST-25)	6,764,217	2023 Q2	2023 Q3	2024 Q3	2026 Q2
WTP	CIP.5596001	Rehabilitation of Guajataca Quebradillas WTP and WI (FAAST)	21,888,616	2023 Q2	2023 Q3	2024 Q3	2026 Q4
WWTP	CIP.3185033	Rehabilitation of Cayey WWTP (FAAST-25)	23,296,978	2023 Q3	2023 Q4	2024 Q4	2027 Q1
WTP	CIP.4776078	Rehabilitation of Jagueyes-Villalba WTP (FAAST)	10,135,893	2023 Q3	2023 Q4	2024 Q4	2026 Q3



7.2 Appendix A: Table A.2- List of PRASA Projects FAASt Mid-Term

Asset Type	CIP #	Description	Total Estimate FAASt \$	Initial SOW Submittal Quarter	A&E Start Quarter	Construction Start Quarter	SOW Close Out Submittal
WWTP	CIP.3236247	Rehabilitation of Comerío WWTP (FAASST)	14,874,905	2023 Q4	2024 Q1	2025 Q1	2026 Q4
WWTP	CIP.1665115	Rehabilitation of Puerto Nuevo WWTP, San Juan (FAASST)	35,758,817	2024 Q1	2024 Q2	2025 Q2	2028 Q1
WWTP	CIP.2075073	Rehabilitation of Islote WWTP, Arecibo (FAASST)	14,903,309	2024 Q1	2024 Q2	2025 Q2	2027 Q1
WTP	CIP.2386049	Rehabilitation of Canalizo WTP and WI, Jayuya (FAASST)	7,438,786	2024 Q1	2024 Q2	2025 Q2	2027 Q1
WWTP	CIP.5415031	Rehabilitation of Lajas WWTP (FAASST)	13,862,303	2024 Q1	2024 Q1	2025 Q2	2027 Q2
PPTD	CIP.6009008	Projects Pending to be Defined LS Project (FAASST)	450,000,000	2024 Q2	2024 Q3	2025 Q2	2030 Q3
R	CIP.4009000	Bauta Tunnel (FAASST)	150,000,000	2024 Q2	2024 Q3	2025 Q2	2030 Q3
D	CIP.6009011	Dams Islandwide LS Project (FAASST)	20,000,000	2024 Q2	2024 Q3	2025 Q2	2030 Q3
T	CIP.6009012	Telemetry Islandwide LS Project (FAASST)	5,000,000	2024 Q2	2024 Q3	2025 Q2	2030 Q3



Asset Type	CIP #	Description	Total Estimate FAASt \$	Initial SOW Submittal Quarter	A&E Start Quarter	Construction Start Quarter	SOW Close Out Submittal
WST&WPS	CIP.6009013	WST & WPS Islandwide LS Project (FAAST)	46,250,000	2024 Q2	2024 Q3	2025 Q2	2030 Q3
TSL	CIP.6009014	Trunk Sewer Lines (TSL) Islandwide LS Project (FAAST)	558,186,810	2024 Q2	2024 Q3	2025 Q2	2030 Q3
D&T-WL	CIP.6009015	T & D -WL Islandwide LS Project (FAAST)	484,455,403	2024 Q2	2024 Q3	2025 Q2	2030 Q3
WTP	CIP.3786003	Rehabilitation of Guayabota WTP and WI, Yabucoa (FAAST)	7,440,706	2024 Q2	2024 Q3	2025 Q3	2027 Q2
WTP	CIP.4796004	Rehabilitation of Río Prieto WTP (FAAST)	13,857,552	2024 Q2	2024 Q3	2025 Q3	2027 Q3
WTP	CIP.4576004	Rehabilitation of Malpaso Peñuelas WTP (FAAST)	10,134,537	2024 Q3	2024 Q3	2025 Q3	2027 Q2
WTP	CIP.2426100	Rehabilitation of Lares Nueva Espino WTP and WI . Lares(FAAST)	10,144,802	2024 Q3	2024 Q4	2025 Q4	2027 Q1
WTP	CIP.3106106	Rehabilitation of Barrancas WTP and W, Barranquitas (FAAST)	9,464,023	2024 Q3	2024 Q4	2025 Q4	2027 Q2
WTP	CIP.1156004	Rehabilitation of Cubuy WTP and WI, Canovanas (FAAST)	11,159,798	2024 Q4	2024 Q4	2025 Q4	2028 Q1
WTP	CIP.4556009	Rehabilitation of Sanamuertos Orocovis WTP(FAAST)	10,136,064	2024 Q4	2025 Q1	2026 Q1	2027 Q3



Asset Type	CIP #	Description	Total Estimate FAASt \$	Initial SOW Submittal Quarter	A&E Start Quarter	Construction Start Quarter	SOW Close Out Submittal
WTP	CIP.2736005	Rehabilitation of Manneyes Limón, Utuado (Arriba) WTP and WI (FAAST)	7,440,699	2024 Q4	2025 Q1	2026 Q1	2027 Q4
WTP	CIP.2526007	Rehabilitation of Morovis Urbano WTP (FAAST)	11,487,635	2025 Q1	2025 Q2	2026 Q2	2027 Q4
WTP	CIP.3106105	Rehabilitation of La Boca WTP and WI, Barranquitas (FAAST)	8,119,766	2025 Q1	2025 Q1	2026 Q1	2027 Q4
WTP	CIP.4016012	Rehabilitation of Guilarte WTP, Adjuntas (FAAST)	7,437,585	2025 Q1	2025 Q2	2026 Q2	2027 Q4
WTP	CIP.2736008	Rehabilitation of Roncador WTP and WI, Utuado (FAAST)	7,292,425	2025 Q1	2025 Q1	2026 Q2	2027 Q4
WWTP	CIP.3785018	Rehabilitation of Yabucoa WWTP (FAAST)	14,878,143	2025 Q1	2025 Q2	2026 Q2	2028 Q1
WTP	CIP.3186002	Rehabilitation of Cayey Urbana WTP (FAAST)	12,159,943	2025 Q2	2025 Q3	2026 Q3	2028 Q2
WTP	CIP.3136012	Rehabilitation of Caguas Norte WTP (FAAST)	17,560,735	2025 Q2	2025 Q3	2026 Q3	2028 Q2
WWTP	CIP.3045036	Rehabilitation of Aguas Buenas WWTP (FAAST)	13,858,909	2025 Q2	2025 Q2	2026 Q2	2028 Q3
WTP	CIP.3106104	Rehabilitation of Barranquitas WTP and WI (FAAST)	8,116,456	2025 Q2	2025 Q3	2026 Q3	2028 Q1



Asset Type	CIP #	Description	Total Estimate FAASt \$	Initial SOW Submittal Quarter	A&E Start Quarter	Construction Start Quarter	SOW Close Out Submittal
WTP	CIP.2206107	Rehabilitation of Frontón WTP and WI, Ciales (FAAST)	10,483,347	2025 Q3	2025 Q3	2026 Q3	2028 Q4
WWTP	CIP.5035001	Rehabilitation of Aguada WWTP (FAAST-25)	23,603,635	2025 Q4	2026 Q1	2024 Q3	2027 Q2
WTP	CIP.3336045	Rehabilitation of Gurabo WTP (FAAST)	10,142,105	2026 Q1	2026 Q1	2027 Q1	2028 Q4
WTP	CIP.4016008	Rehabilitation of Olimpia - Adjuntas WTP(FAAST)	9,460,113	2026 Q1	2026 Q2	2027 Q2	2029 Q1
WTP	CIP.5036006	Rehabilitation of Aguadilla Montaña WTP (FAAST)	25,997,851	2026 Q1	2026 Q1	2027 Q1	2029 Q2
WTP	CIP.2076043	Rehabilitation of Río Arriba WTP Arecibo (FAAST)	5,415,861	2026 Q1	2026 Q2	2027 Q2	2028 Q4
WTP	CIP.3136013	Rehabilitation of Caguas Sur WTP(FAAST)	10,137,984	2026 Q1	2026 Q1	2027 Q2	2028 Q4
WTP	CIP.4796005	Rehabilitation of Rancheras Yauco WTP (FAAST)	7,440,645	2026 Q1	2026 Q2	2027 Q2	2029 Q1
WTP	CIP.4586084	Rehabilitation of Guaraguao Ponce WTP (FAAST)	10,134,867	2026 Q1	2026 Q2	2027 Q2	2028 Q4
WTP	CIP.3536007	Rehabilitation of El Duque WTP, Naguabo (FAAST)	7,439,863	2026 Q2	2026 Q3	2027 Q3	2029 Q2
WTP	CIP.5486007	Rehabilitation of Maricao WTP(FAAST)	6,764,373	2026 Q2	2026 Q3	2027 Q3	2029 Q1
WTP	CIP.4576002	Rehabilitation of Peñuelas WTP (FAAST)	12,158,711	2026 Q2	2026 Q2	2027 Q2	2029 Q1



Asset Type	CIP #	Description	Total Estimate FAASt \$	Initial SOW Submittal Quarter	A&E Start Quarter	Construction Start Quarter	SOW Close Out Submittal
WTP	CIP.5686045	Rehabilitation of San Sebastián WTP and WI (FAAST)	9,469,801	2026 Q2	2026 Q3	2027 Q3	2029 Q2
WTP	CIP.2346015	Rehabilitation of Haillo-Cannuy WTP(FAAST)	9,463,522	2026 Q3	2026 Q3	2027 Q3	2029 Q2
WTP	CIP.3186004	Rehabilitation of Culebras Alto WTP, Cayey (FAAST)	7,440,663	2026 Q4	2027 Q1	2028 Q1	2029 Q4
WTP	CIP.5486006	Rehabilitation of Monte del Estado Maricao WTP and WI (FAAST)	6,771,212	2026 Q4	2027 Q1	2028 Q1	2029 Q4
WWTP	CIP.3056002	Rehabilitation of Aibonito WWTP (FAAST)	12,890,942	2027 Q1	2027 Q1	2028 Q1	2029 Q4
WTP	CIP.1156005	Rehabilitation of Canóvanas Nueva WTP and WI (FAAST)	14,190,742	2027 Q1	2027 Q2	2028 Q2	2031 Q1
WTP	CIP.2386048	Rehabilitation of La Pica WTP and WI, Jayuya (FAAST)	7,441,003	2027 Q1	2027 Q2	2028 Q2	2029 Q4
WWTP	CIP.2545006	Rehabilitation of Naranjito WWTP (FAAST)	12,520,780	2027 Q2	2027 Q3	2028 Q3	2030 Q4
WWTP	CIP.3105032	Rehabilitation of Barranquitas WWTP (FAAST)	10,138,307	2027 Q2	2027 Q3	2028 Q3	2030 Q1
WTP	CIP.2206106	Rehabilitation of Jaguas Pesas WTP and WI, Ciales (FAAST)	7,443,711	2027 Q2	2027 Q2	2028 Q2	2030 Q1



Asset Type	CIP #	Description	Total Estimate FAASt \$	Initial SOW Submittal Quarter	A&E Start Quarter	Construction Start Quarter	SOW Close Out Submittal
WTP	CIP.3466005	Rehabilitation of Luquillo-Sabana WTP (FAASST)	12,159,532	2027 Q2	2027 Q2	2028 Q2	2030 Q1
WTP	CIP.5636006	Rehabilitation of Sabana Grande WTP and WI (FAASST)	7,439,566	2027 Q2	2027 Q2	2028 Q2	2030 Q1
WTP	CIP.5656001	Rehabilitation of Cain Alto San German WTP and WI (FAASST)	7,448,118	2027 Q2	2027 Q2	2028 Q2	2030 Q1
WWTP	CIP.5685004	Rehabilitation of San Sebastian WWTP (FAASST)	14,911,119	2027 Q3	2027 Q3	2028 Q4	2030 Q2
WTP	CIP.5376006	Rehabilitation of Isabela Urbana WTP and WI (FAASST)	9,141,443	2027 Q3	2027 Q3	2028 Q3	2030 Q4



7.3 Appendix A: Table A.3- List of PRASA Projects FAASt Long-Term

Asset Type	CIP #	Description	Total Estimate FAASt \$	Initial SOW Submittal Quarter	A&E Start Quarter	Construction Start Quarter	SOW Close Out Submittal
WTPP	CIP.3216066	Rehabilitation of Cidra Urbano WTPP (FAASST)	10,141,302	2027 Q4	2028 Q1	2029 Q1	2030 Q4
WTPP	CIP.3046005	Rehabilitation of Aguas Buenas WTPP (FAASST)	8,117,320	2027 Q4	2028 Q1	2029 Q1	2030 Q4
WTPP	CIP.2426101	Rehabilitation of Lares WTPP and WI (FAASST)	10,136,538	2028 Q1	2028 Q2	2029 Q2	2031 Q1
WTPP	CIP.2246107	Rehabilitation of Corozal Urbana WTPP (FAASST)	7,439,411	2028 Q1	2028 Q2	2029 Q2	2030 Q4
WTPP	CIP.2386047	Rehabilitation of Jayuya Urbano WTPP and WI (FAASST)	10,486,573	2028 Q1	2028 Q2	2029 Q2	3031 Q3
WTPP	CIP.3786004	Rehabilitation of Yabucoa - La Pica WTPP (FAASST)	7,445,881	2028 Q1	2028 Q1	2029 Q1	2030 Q4
WTPP	CIP.2076041	Rehabilitation of Arecibo Urbano WTPP (FAASST)	10,141,042	2028 Q2	2028 Q2	2029 Q2	2031 Q1
WTPP	CIP.1116011	Improvements to Barrio Nuevo WTPP or Elimination, Bayamon (FAASST)	7,790,927	2028 Q2	2028 Q3	2029 Q3	2030 Q4
WWTPP	CIP.3136014	Rehabilitation of Parcelas Borinquen Caguas WWTPP (FAASST)	6,773,409	2028 Q2	2028 Q3	2029 Q3	2031 Q1



Asset Type	CIP #	Description	Total Estimate FAASt \$	Initial SOW Submittal Quarter	A&E Start Quarter	Construction Start Quarter	SOW Close Out Submittal
WTP	CIP.3536002	Improvements to Cubuy Este - Maizales WTP, Naguabo (FAAST)	10,134,289	2028 Q2	2028 Q3	2029 Q3	2031 Q2
WWTP	CIP.2745019	Rehabilitation of Vega Alta WWTP (FAAST)	10,144,987	2028 Q2	2028 Q2	2029 Q2	2031 Q1
WWTP	CIP.4795022	Rehabilitation of Yauco WWTP (FAAST)	13,861,381	2028 Q2	2028 Q3	2029 Q3	2031 Q3
WTP	CIP.3276053	Rehabilitation of Fajardo WTP(FAAST)	12,505,151	2028 Q3	2028 Q4	2029 Q4	2032 Q1
WTP	CIP.2426099	Rehabilitation of Indiera Alta WTP and WI , Lares(FAAST)	7,481,715	2028 Q3	2028 Q4	2029 Q4	2031 Q3
WTP	CIP.1616001	Rehabilitation of Guzmán Arriba WTP and WI, Río Grande (FAAST)	8,121,325	2028 Q3	2028 Q3	2029 Q3	2031 Q2



Chapter 8 Appendix B

8.1 Appendix B: FAASt Plan Projects Schedule



ID	Task Mode	Task Name	Duration	Start	Finish	8	2019	2020	2021	2022	2023	2024	2025	2026	2027	2028	2029	2030	2031	2032	
1	Mode 1	PRASA FAAST Plan	3355 days	Sat 3/2/19	Fri 1/9/32	H2															
2	Mode 2	2019 Building	1128 days	Sat 3/2/19	Wed 6/28/23																
3	Mode 3	Building	780 days	Sat 3/2/19	Sat 2/26/22																
4	Mode 4	CIP 3130001 - PRASA Central Laboratory in Caguas (FAAST)	782 days	Sat 3/2/19	Sat 2/26/22																
5	Mode 5	Dam	1062 days	Tue 6/4/19	Wed 6/28/23																
6	Mode 6	CIP 7776071 - Rehabilitation of Toa Yaca Dam (FAAST)	1062 days	Tue 6/4/19	Wed 6/28/23																
7	Mode 7	2020	801 days	Thu 2/6/20	Thu 3/2/23																
8	Mode 8	WTP	576 days	Thu 12/17/20	Thu 3/2/23																
9	Mode 9	CIP 2479001 - Rehabilitation and Improvements to the Morovis Sur RWI (FAAST)	576 days	Thu 12/17/20	Thu 3/2/23																
10	Mode 10	WWTP	540 days	Wed 7/1/20	Tue 7/26/22																
11	Mode 11	CIP 3135079 - Rehabilitation of Blowers in Caguas WWTP (FAAST)	540 days	Wed 7/1/20	Tue 7/26/22																
12	Mode 12	WST	447 days	Thu 2/6/20	Fri 10/22/21																
13	Mode 13	CIP 3360002 - Design and Construction of new WST in Buena Vista Humacao (FAAST)	447 days	Thu 2/6/20	Fri 10/22/21																
14	Mode 14	D&T-Water Lines	582 days	Thu 4/16/20	Sun 7/10/22																
15	Mode 15	CIP 2475022 - Installation of Permanent WL Rio Uruado Bridge (FAAST)	583 days	Thu 4/16/20	Sun 7/10/22																
16	Mode 16	2021	2508 days	Wed 2/3/21	Sun 9/15/30																
17	Mode 17	WTP	2415 days	Mon 3/29/21	Sun 6/30/30																
18	Mode 18	CIP 2017005 - Rehabilitation of Culebrinas WTP Aguadilla FEMA (FAAST-25)	841 days	Mon 3/29/21	Sat 6/15/24																
19	Mode 19	CIP 6009016 - Rehabilitation to PRASA WTP Islandwide LS Project (FAST)	2413 days	Thu 4/1/21	Sun 6/30/30																
20	Mode 20	CIP 2526006 - Rehabilitation of Morovis Sur WTP (FAAST-25)	840 days	Sat 5/8/21	Thu 7/25/24																
21	Mode 21	CIP 4646004 - WTP Salinas (Wells Closure) (FAAST-25)	962 days	Sun 12/12/21	Sun 8/17/25																
22	Mode 22	CIP 2096007 - Rehabilitation of Enrique Ortega WTP Toa Alta (FAAST-25)	976 days	Mon 5/31/21	Sun 2/23/25																
23	Mode 23	WWTP	2453 days	Wed 2/3/21	Sun 6/30/30																
24	Mode 24	CIP 1165044 - Rehabilitation of Carolina WWTP FEMA (FAAST-25)	936 days	Wed 9/29/21	Wed 4/30/25																
25	Mode 25	CIP 3305001 - Improvements to Guayama WWTP (FAAST)	969 days	Wed 2/3/21	Sat 10/19/24																
26	Mode 26	CIP 4315010 - Rehabilitation to Guayanilla WWTP (FAAST)	667 days	Fri 7/30/21	Sat 2/17/24																
27	Mode 27	CIP 6009017 - Rehabilitation to PRASA WWTP Islandwide LS Project (FAAST)	2413 days	Thu 4/1/21	Sun 6/30/30																
28	Mode 28	CIP 5503029 - Rehabilitation of Mayaguez WWTP (FAAST-25)	851 days	Sun 8/29/21	Fri 11/29/24																
29	Mode 29	WPS	2467 days	Thu 4/1/21	Sun 9/15/30																
30	Mode 30	CIP 6009003 - Rehabilitation of WPS Islandwide LS Project (FAAST)	2468 days	Thu 4/1/21	Sun 9/15/30																
31	Mode 31	WWPS	2467 days	Thu 4/1/21	Sun 9/15/30																

Project: PRASA FAAST Schedule
Date: Wed 4/7/21

Task: Inactive Task
Milestone: Inactive Milestone
Summary: Manual Task
Project Summary: Duration-only

Manual Summary Rollup: Manual Summary, Start-only, Finish-only, External Tasks

External Milestone: Deadline, Critical, Critical Split, Progress

Manual Progress

ID	Task Mode	Task Name	Duration	Start	Finish	8	2019	2020	2021	2022	2023	2024	2025	2026	2027	2028	2029	2030	2031	2032
32	▶	CIP 2039000 - Rehabilitation of Guerrero 2 WWPS in Aguadilla	575 days	Tue 6/15/21	Mon 8/28/23	H2	H1	H2	H1	H2	H1	H2	H1	H2	H1	H2	H1	H2	H1	H2
33	▶	CIP 6009004 - Rehabilitation of WWPS Islandwide LS Project (FAAST)	2468 days	Thu 4/1/21	Sun 9/15/30															
34	▶	WST CIP 3009001 - Rehabilitation of WST Phase 1 - East Region (FAAST)	2474 days	Tue 3/23/21	Sun 9/15/30															
35	▶	CIP 6009001 - Rehabilitation of WST Islandwide LS Project (FAAST)	405 days	Tue 3/23/21	Sat 10/8/22															
36	▶	CIP 1009001 - Rehabilitation of WST Phase 1 - Metro Region (FAAST)	2468 days	Thu 4/1/21	Sun 9/15/30															
37	▶	CIP 2009001 - Rehabilitation of WST Phase 1 - North Region (FAAST)	430 days	Tue 3/23/21	Sat 11/12/22															
38	▶	CIP 4009001 - Rehabilitation of WST Phase 1 - South Region (FAAST)	430 days	Tue 3/23/21	Sat 11/12/22															
39	▶	CIP 5009001 - Rehabilitation of WST Phase 1 - West Region (FAAST)	405 days	Tue 3/23/21	Sat 10/8/22															
40	▶	Ocean Outfalls CIP 6009005 - Rehabilitation of Ocean Outfalls Islandwide LS Project (FAAST)	2467 days	Thu 4/1/21	Sun 9/15/30															
41	▶	Dam CIP 1666090 - Improvements to La Plata Dam -Installation of anchorage system	561 days	Thu 12/30/21	Thu 2/22/24															
42	▶	Reservoirs CIP 5376001 - Repair of Geosynthetic Membranes in Lago Regulador in Isabela	561 days	Mon 5/31/21	Mon 7/24/23															
43	▶	Raw Water Wells CIP 6009006 - Raw Water Well Islandwide LS Project (FAAST)	2324 days	Tue 10/19/21	Sun 9/15/30															
44	▶	Buildings CIP 3139000 - Equipment for New PRASA Central Laboratory in Caguas	2467 days	Thu 4/1/21	Sun 9/15/30															
45	▶	CIP 6009007 - Buildings Islandwide LS Project (FAAST)	2325 days	Tue 10/19/21	Sun 9/15/30															
46	▶	CIP 1666002 - Rehabilitation of PRASA Main Building in Hato Rey	622 days	Sun 5/2/21	Mon 9/18/23															
47	▶	Trunk Sewer Lines CIP 4089000 - Rehabilitation of Arroyo-Guayama Trunk Sewer (FAAST)	974 days	Mon 3/1/21	Thu 11/21/24															
48	▶	CIP 2095052 - Rehabilitation of 42 IN Trunk Sewer from PR-684 to the South part of Barceloneta WWTP	430 days	Tue 4/13/21	Sat 12/3/22															
49	▶	CIP 3139002 - Rehabilitation of Caguas Trunk Sewer (FAAST)	590 days	Tue 6/15/21	Mon 9/18/23															
50	▶	CIP 2149001 - Rehabilitation of Camuy Trunk Sewer (FAAST)	483 days	Sun 3/21/21	Tue 1/24/23															
51	▶	CIP 2375002 - Trunk Sewer Lines (TSL) Isabela - Aguada (FAAST)	822 days	Wed 9/29/21	Thu 11/21/24															
52	▶	CIP 1169001 - Rehabilitation of Los Angeles and Lioiza Pueblo Trunk Sewers (FAAST)	494 days	Mon 3/1/21	Thu 1/19/23															

Project: PRASA FAAST Schedule
Date: Wed 4/7/21

Task: Inactive Task
Milestone: Inactive Milestone
Summary: Manual Task
Project Summary: Duration-only

Manual Summary Rollup: Manual Summary, Start-only, Finish-only, External Tasks

External Milestone: Deadline, Critical, Critical Split, Progress

Manual Progress: Manual Progress

ID	Task Mode	Task Name	Duration	Start	Finish	8	2019	2020	2021	2022	2023	2024	2025	2026	2027	2028	2029	2030	2031	2032
60	▶	CIP 5509001 - Rehabilitation of Hormigueros and Mayaguez Trunk Sewer (FAAST)	591 days	Sat 7/31/21	Fri 11/3/23	H2	H1	H2	H1	H2	H1	H2	H1	H2	H1	H2	H1	H2	H1	H2
61	▶	CIP 4589003 - Rehabilitation of Ponce Trunk Sewer System (FAAST)	572 days	Wed 3/31/21	Thu 6/8/23															
62	▶	Water Meters CIP 6009002 - Water Meters Islandwide LS Project (FAAST)	1502 days	Thu 4/1/21	Fri 1/1/27															
63	▶	2022 CIP 6009002 - Water Meters Islandwide LS Project (FAAST)	1502 days	Thu 4/1/21	Fri 1/1/27															
64	▶	2022 CIP 6009002 - Water Meters Islandwide LS Project (FAAST)	1119 days	Tue 2/1/22	Sun 5/17/26															
65	▶	WTP CIP 2246106 - Rehabilitation of Negros WTP and WI, Coroza (FAAST-25)	1119 days	Tue 2/1/22	Sun 5/17/26															
66	▶	CIP 2246106 - Rehabilitation of Negros WTP and WI, Coroza (FAAST-25)	839 days	Thu 4/7/22	Tue 6/24/25															
67	▶	CIP 1016095 - Rehabilitation of Guaynabo WTP and WI Santa Rosa (FAAST-25)	962 days	Sun 9/1/22	Sun 5/17/26															
68	▶	CIP 5506047 - Rehabilitation of Miradero Mayaguez WTP and WI (FAAST-25)	703 days	Fri 11/1/22	Tue 7/22/25															
69	▶	CIP 2596004 - Rehabilitation of Quebradillas WTP and WI (FAAST-25)	704 days	Sat 2/5/22	Wed 10/16/24															
70	▶	CIP 3156093 - Rehabilitation of El Yunque WTP and WI, Rio Grande (FAAST-25)	839 days	Fri 4/8/22	Wed 6/25/25															
71	▶	CIP 1726043 - Rehabilitation of Sergio Cuevas WTP Trujillo Alto (FAAST-25)	839 days	Wed 10/12/22	Mon 12/29/25															
72	▶	CIP 2736006 - Rehabilitation of Mameyes Utuado WTP and WI (FAAST)	705 days	Tue 2/1/22	Sat 10/12/24															
73	▶	CIP 2736007 - Rehabilitation of Santa Isabel Utuado WTP and WI (FAAST-25)	705 days	Tue 3/29/22	Sat 12/7/24															
74	▶	WWTP CIP 2475021 - Rehabilitation of Barcelona WTP (FAAST-25)	1058 days	Sun 4/24/22	Wed 5/13/26															
75	▶	CIP 2475021 - Rehabilitation of Barcelona WTP (FAAST-25)	961 days	Mon 9/5/22	Mon 5/11/26															
76	▶	CIP 3139001 - Improvements to Caguas WWTP (FAAST-25)	841 days	Sun 4/24/22	Fri 7/11/25															
77	▶	CIP 4585096 - Rehabilitation of Ponce WWTP (FAAST-25)	919 days	Sun 11/6/22	Wed 5/13/26															
78	▶	Reservoirs CIP CIP 6009010 - Reservoir Dredging Islandwide LS Project (FAAST) including Carrizo Reservoir	569 days	Sat 10/1/22	Thu 12/5/24															
79	▶	CIP CIP 6009010 - Reservoir Dredging Islandwide LS Project (FAAST) including Carrizo Reservoir	570 days	Sat 10/1/22	Thu 12/5/24															
80	▶	2023 CIP 2076042 - Rehabilitation of Esperanza WTP and WI, Arecibo(FAAST)	1048 days	Wed 1/11/23	Sat 1/16/27															
81	▶	WTP CIP 2076042 - Rehabilitation of Esperanza WTP and WI, Arecibo(FAAST)	980 days	Sat 2/25/23	Sat 11/28/26															
82	▶	CIP 2076042 - Rehabilitation of Esperanza WTP and WI, Arecibo(FAAST)	705 days	Tue 4/25/23	Sat 11/3/26															
83	▶	CIP 2916002 - Rehabilitation of Superacueductos WTP, Arecibo (FAAST-25)	962 days	Sat 3/25/23	Sat 11/28/26															
84	▶	CIP 4316007 - Rehabilitation of Jaguas Pasto WTP, Guayama (FAAST-25)	679 days	Sat 2/25/23	Wed 10/1/25															
85	▶	CIP 3366005 - Rehabilitation of Humacao WTP (FAAST-25)	703 days	Thu 5/4/23	Mon 1/12/26															

Project: PRASA FAAST Schedule
Date: Wed 4/17/21

Task: Inactive Task
Split: Inactive Milestone
Milestone Summary: Manual Task
Project Summary: Duration-only

Manual Summary Rollup: Manual Summary, Start-only, Finish-only, External Tasks

External Milestone: Deadline, Critical, Critical Split, Progress

Manual Progress: Manual Progress

ID	Task Mode	Task Name	Duration	Start	Finish	8	2019	2020	2021	2022	2023	2024	2025	2026	2027	2028	2029	2030	2031	2032
86	▶	CIP 5506046 - Rehabilitation of Ponce de Leon Mayaguez WTP (FAAST-25)	704 days	Sat 8/19/23	Wed 4/29/26	H2	H1	H2	H1	H2	H1	H2	H1	H2	H1	H2	H1	H2	H1	H2
87	▶	CIP 3536006 - Rehabilitation of Rio Blanco WTP, Naguabo (FAAST-25)	840 days	Tue 3/14/23	Sun 5/31/26															
88	▶	CIP 5596001 - Rehabilitation of Guajataca Quebradillas WTP and WI (FAAST)	817 days	Fri 8/23/23	Mon 10/12/26															
89	▶	CIP 4776077 - Rehabilitation of Apeadero Villalba WTP (FAAST-25)	662 days	Sat 4/8/23	Sat 10/18/25															
90	▶	CIP 4776078 - Rehabilitation of Jagueyes-Villalba WTP (FAAST)	679 days	Wed 11/29/23	Sun 7/5/26															
91	▶	WWTP CIP 3185033 - Rehabilitation of Cayey WWTP (FAAST-25)	1048 days	Wed 1/11/23	Sat 1/16/27															
92	▶	CIP 4495001 - Rehabilitation of Maunabo WTP (FAAST-25)	841 days	Mon 10/30/23	Sat 1/16/27															
93	▶	CIP 4495001 - Rehabilitation of Maunabo WTP (FAAST-25)	661 days	Wed 1/11/23	Wed 7/23/25															
94	▶	CIP 4555022 - Rehabilitation of Orocovis WTP (FAAST-25)	678 days	Fri 4/7/23	Tue 11/11/25															
95	▶	2024 CIP 4555022 - Rehabilitation of Orocovis WTP (FAAST-25)	1709 days	Tue 2/27/24	Sun 9/15/30															
96	▶	WTP CIP 3106106 - Rehabilitation of Barrancas WTP and W, Barranquias (FAAST)	976 days	Wed 5/29/24	Wed 2/23/28															
97	▶	CIP 1156004 - Rehabilitation of Cubuy WTP and WI, Canovanas (FAAST)	705 days	Tue 10/8/24	Sat 6/19/27															
98	▶	CIP 1156004 - Rehabilitation of Cubuy WTP and WI, Canovanas (FAAST)	839 days	Fri 12/6/24	Wed 2/23/28															
99	▶	CIP 2386049 - Rehabilitation of Canalizo WTP and WI, Jayuya (FAAST)	704 days	Wed 5/29/24	Sun 2/7/27															
100	▶	CIP 2426100 - Rehabilitation of Lares Nueva Espino WTP and WI, Lares (FAAST)	579 days	Sat 11/2/24	Wed 1/20/27															
101	▶	CIP 4576004 - Rehabilitation of Malpaso Penuelas WTP (FAAST)	678 days	Fri 9/13/24	Tue 4/20/27															
102	▶	CIP 3786003 - Rehabilitation of Guayabota WTP and WI, Yabucoa (FAAST)	705 days	Mon 8/19/24	Fri 4/30/27															
103	▶	CIP 4796004 - Rehabilitation of Rio Prieto WTP (FAAST)	814 days	Thu 7/25/24	Tue 9/7/27															
104	▶	WWTP CIP 2075073 - Rehabilitation of Isote WWTP, Arceibo (FAAST)	1004 days	Tue 2/27/24	Sat 1/1/28															
105	▶	CIP 3236247 - Rehabilitation of Comerio WWTP (FAAST)	705 days	Mon 5/27/24	Fri 2/5/27															
106	▶	CIP 5415031 - Rehabilitation of Lajas WWTP (FAAST)	839 days	Thu 3/28/24	Tue 6/15/27															
107	▶	CIP 1665115 - Rehabilitation of Puerto Nuevo WWTP, San Juan (FAAST)	962 days	Sat 4/27/24	Sat 1/11/28															
108	▶																			
109	▶	WST&WPS CIP 6009013 - WST & WPS Islandwide LS Project (FAAST)	1585 days	Mon 8/19/24	Sun 9/15/30															
110	▶	Dam CIP 6009011 - Dams Islandwide LS Project (FAAST)	1585 days	Mon 8/19/24	Sun 9/15/30															
111	▶	Reservoirs CIP 4009000 - Bauta Tunnel (FAAST)	1585 days	Mon 8/19/24	Sun 9/15/30															
112	▶																			
113	▶																			
114	▶																			
115	▶																			

Project: PRASA FAAST Schedule
Date: Wed 4/17/21

Task: Inactive Task
Milestone: Inactive Milestone
Summary: Manual Task
Project Summary: Duration-only

Manual Summary Rollup: Manual Summary, Start-only, Finish-only, External Tasks

External Milestone: Deadline, Critical, Critical Split, Progress

Manual Progress: Manual Progress

ID	Task Mode	Task Name	Duration	Start	Finish	8	2019	2020	2021	2022	2023	2024	2025	2026	2027	2028	2029	2030	2031	2032
116	🚀	CIP 6009015 - T & D - WL Islandwide LS Project (FAAST)	1586 days	Mon 8/19/24	Sun 9/15/30	H2														
117	🚀	Trunk Sewer Lines CIP 6009014 - Trunk Sewer Lines (TSL) Islandwide LS Project (FAAST)	1585 days 1586 days	Mon 8/19/24 Mon 8/19/24	Sun 9/15/30 Sun 9/15/30															
118	🚀	Telemetry CIP 6009012 - Telemetry Islandwide LS Project (FAAST)	1585 days	Mon 8/19/24	Sun 9/15/30															
119	🚀	PPTD CIP 6009008 - Projects Pending to Defined LS Project (FAAST)	1586 days 1586 days	Mon 8/19/24 Mon 8/19/24	Sun 9/15/30 Sun 9/15/30															
120	🚀	2025 CIP 4016012 - Rehabilitation of Guilarte WTP, Adjuntas (FAAST)	1000 days	Sat 1/25/25	Fri 1/12/28															
121	🚀	2025 CIP 3106104 - Rehabilitation of Barranquitas WTP and W1 (FAAST)	1000 days	Sat 1/25/25	Fri 1/12/28															
122	🚀	2025 CIP 3106105 - Rehabilitation of La Boca WTP and W1, Barranquitas (FAAST)	1000 days	Sat 1/25/25	Fri 1/12/28															
123	🚀	2025 CIP 3136012 - Rehabilitation of Caguas Norte WTP (FAAST)	1000 days	Sat 1/25/25	Fri 1/12/28															
124	🚀	2025 CIP 3186002 - Rehabilitation of Cayey Urhama WTP (FAAST)	1000 days	Sat 1/25/25	Fri 1/12/28															
125	🚀	2025 CIP 2206107 - Rehabilitation of Fronton WTP and W1, Ciales (FAAST)	1000 days	Sat 1/25/25	Fri 1/12/28															
126	🚀	2025 CIP 2526007 - Rehabilitation of Morovis Urhama WTP (FAAST)	1000 days	Sat 1/25/25	Fri 1/12/28															
127	🚀	2025 CIP 4556009 - Rehabilitation of Sanmuctros Orocovis WTP(FAAST)	1000 days	Sat 1/25/25	Fri 1/12/28															
128	🚀	2025 CIP 2736005 - Rehabilitation of Manayes Limón, Utuado (Arriba) WTP and W1 (FAAST)	1000 days	Sat 1/25/25	Fri 1/12/28															
129	🚀	2025 CIP 2736008 - Rehabilitation of Roncador WTP and W1, Utuado (FAAST)	1000 days	Sat 1/25/25	Fri 1/12/28															
130	🚀	2025 CIP 3045036 - Rehabilitation of Aguas Buenas WWTP (FAAST)	853 days	Fri 5/30/25	Tue 9/5/28															
131	🚀	2025 CIP 3785018 - Rehabilitation of Yabuca WWTP (FAAST)	839 days	Fri 5/30/25	Tue 9/5/28															
132	🚀	2026 CIP 4016008 - Rehabilitation of Olimpia - Adjuntas WTP(FAAST)	839 days	Wed 2/25/26	Mon 5/14/29															
133	🚀	2026 CIP 5036006 - Rehabilitation of Aguedilla Montaña WTP (FAAST)	831 days	Wed 3/7/26	Mon 5/14/29															
134	🚀	2026 CIP 2076043 - Rehabilitation of Rio Arriba WTP Arecho (FAAST)	831 days	Wed 3/7/26	Mon 5/14/29															
135	🚀	2026 CIP 3136013 - Rehabilitation of Caguas Sur WTP(FAAST)	831 days	Wed 3/7/26	Mon 5/14/29															
136	🚀	2026 CIP 3336045 - Rehabilitation of Gurabo WTP (FAAST)	831 days	Wed 3/7/26	Mon 5/14/29															
137	🚀	2026 CIP 2346015 - Rehabilitation of Hatillo-Canny WTP(FAAST)	831 days	Wed 3/7/26	Mon 5/14/29															
138	🚀	2026 CIP 5486007 - Rehabilitation of Marricao WTP(FAAST)	831 days	Wed 3/7/26	Mon 5/14/29															
139	🚀	2026 CIP 3536007 - Rehabilitation of El Duque WTP, Naguabo (FAAST)	831 days	Wed 3/7/26	Mon 5/14/29															
140	🚀	2026 CIP 4576002 - Rehabilitation of Peñuelas WTP (FAAST)	831 days	Wed 3/7/26	Mon 5/14/29															
141	🚀	2026 CIP 4576002 - Rehabilitation of Peñuelas WTP (FAAST)	831 days	Wed 3/7/26	Mon 5/14/29															
142	🚀	2026 CIP 4586084 - Rehabilitation of Guaraguao Ponce WTP (FAAST)	831 days	Wed 3/7/26	Mon 5/14/29															
143	🚀	2026 CIP 4586084 - Rehabilitation of Guaraguao Ponce WTP (FAAST)	831 days	Wed 3/7/26	Mon 5/14/29															
144	🚀	2026 CIP 4586084 - Rehabilitation of Guaraguao Ponce WTP (FAAST)	831 days	Wed 3/7/26	Mon 5/14/29															
145	🚀	2026 CIP 4586084 - Rehabilitation of Guaraguao Ponce WTP (FAAST)	831 days	Wed 3/7/26	Mon 5/14/29															
146	🚀	2026 CIP 4586084 - Rehabilitation of Guaraguao Ponce WTP (FAAST)	831 days	Wed 3/7/26	Mon 5/14/29															
147	🚀	2026 CIP 4586084 - Rehabilitation of Guaraguao Ponce WTP (FAAST)	831 days	Wed 3/7/26	Mon 5/14/29															
148	🚀	2026 CIP 4586084 - Rehabilitation of Guaraguao Ponce WTP (FAAST)	831 days	Wed 3/7/26	Mon 5/14/29															
149	🚀	2026 CIP 4586084 - Rehabilitation of Guaraguao Ponce WTP (FAAST)	831 days	Wed 3/7/26	Mon 5/14/29															

Project: PRASA FAAST Schedule
Date: Wed 4/7/21

Task
█ Inactive Task
█ Inactive Milestone
█ Manual Summary
█ Manual Task
█ External Tasks

Split
█ Inactive Milestone
█ Manual Summary
█ Manual Task
█ External Tasks

Manual Summary
█ Manual Summary
█ Start-only
█ Finish-only
█ External Tasks

External Milestone
█ Critical
█ Critical Split
█ Progress

Manual Progress
█ Manual Progress

ID	Task Mode	Task Name	Duration	Start	Finish	8	2019	2020	2021	2022	2023	2024	2025	2026	2027	2028	2029	2030	2031	2032
150	Task	CIP 5686045 - Rehabilitation of San Sebastian WTP and WI (FAAST)	704 days	Sat 7/25/26	Wed 4/4/29	H2														
151	Task	CIP 4796005 - Rehabilitation of Rancheras Yauco WTP (FAAST)	705 days	Tue 5/26/26	Sat 2/3/29	H1														
152	Task	WWTP	288 days	Wed 2/25/26	Sun 4/4/27	H1														
153	Task	CIP 5035001 - Rehabilitation of Aguada WWTP (FAAST-25)	289 days	Wed 2/25/26	Sun 4/4/27	H1														
154	Task	2027	1031 days	Sat 1/30/27	Mon 1/13/31	H1														
155	Task	WTP	1031 days	Sat 1/30/27	Mon 1/13/31	H1														
156	Task	CIP 1156005 - Rehabilitation of Canóvanas Nueva WTP and WI (FAAST)	947 days	Sun 5/30/27	Mon 1/13/31	H1														
157	Task	CIP 3186004 - Rehabilitation of Culebras Alto WTP, Cayey (FAAST)	704 days	Wed 2/24/27	Sun 11/4/29	H1														
158	Task	CIP 2206106 - Rehabilitation of Jaguas Perras WTP and WI, Ciales (FAAST)	704 days	Wed 6/9/27	Sun 2/17/30	H1														
159	Task	CIP 5376006 - Rehabilitation of Isabela Urbana WTP and WI (FAAST)	839 days	Thu 9/2/27	Tue 11/19/30	H1														
160	Task	CIP 2386048 - Rehabilitation of La Peca WTP and WI, Jayuya (FAAST)	703 days	Thu 4/15/27	Mon 12/24/29	H1														
161	Task	CIP 3466005 - Rehabilitation of Luquillo-Sabana WTP (FAAST)	703 days	Fri 6/4/27	Tue 2/12/30	H1														
162	Task	CIP 5486006 - Rehabilitation of Monte del Estado Maricao WTP and WI (FAAST)	704 days	Sat 1/30/27	Wed 10/10/29	H1														
163	Task	CIP 5636006 - Rehabilitation of Sabana Grande WTP and WI (FAAST)	705 days	Mon 6/14/27	Fri 2/22/30	H1														
164	Task	CIP 5656001 - Rehabilitation of Cain Alto San German WTP and WI (FAAST)	704 days	Sat 6/19/27	Wed 2/27/30	H1														
165	Task	WWTP	940 days	Sun 3/21/27	Fri 10/25/30	H1														
166	Task	CIP 3056002 - Rehabilitation of Aibonito WWTP (FAAST)	705 days	Sun 3/21/27	Thu 11/29/29	H1														
167	Task	CIP 3105032 - Rehabilitation of Barranquitas WWTP (FAAST)	704 days	Wed 7/14/27	Sun 3/24/30	H1														
168	Task	CIP 2545006 - Rehabilitation of Naranjito WWTP (FAAST)	841 days	Sun 8/8/27	Fri 10/25/30	H1														
169	Task	CIP 5685004 - Rehabilitation of San Sebastian WWTP (FAAST)	705 days	Mon 9/27/27	Fri 6/7/30	H1														
170	Task	2028	1019 days	Tue 2/15/28	Fri 1/9/32	H1														
171	Task	WTP	1019 days	Tue 2/15/28	Fri 1/9/32	H1														
172	Task	CIP 3046005 - Rehabilitation of Aguas Buenas WTP (FAAST)	705 days	Tue 2/15/28	Sat 10/26/30	H1														
173	Task	CIP 2076041 - Rehabilitation of Arecibo Urbano WTP (FAAST)	704 days	Sat 6/24/28	Wed 3/5/31	H1														
174	Task	CIP 1116011 - Improvements to LT2 WTP Barrio Nuevo or Elimination, Bayamon (FAAST)	579 days	Wed 7/26/28	Sun 10/13/30	H1														
175	Task	CIP 3216066 - Rehabilitation of Cidra Urbano WTP (FAAST)	703 days	Fri 2/25/28	Tue 11/5/30	H1														
176	Task	CIP 2246107 - Rehabilitation of Corozal Urbana WTP (FAAST)	704 days	Wed 4/5/28	Sun 12/15/30	H1														
177	Task	CIP 3276053 - Rehabilitation of Fajardo WTP (FAAST)	841 days	Sun 10/22/28	Fri 1/9/32	H1														
178	Task	CIP 2386047 - Rehabilitation of Jayuya Urbano WTP and WI (FAAST)	840 days	Tue 4/25/28	Sun 7/13/31	H1														

Project: PRASA FAAST Schedule
Date: Wed 4/7/21

Task: Inactive Task
 Milestone: Inactive Milestone
 Summary: Manual Task
 Project Summary: Duration-only

Manual Summary Rollup: Manual Summary, Start-only, Finish-only, External Tasks

External Milestone: Deadline, Critical, Critical Split, Progress

Manual Progress: Manual Progress

ID	Task Mode	Task Name	Duration	Start	Finish	8	2019	2020	2021	2022	2023	2024	2025	2026	2027	2028	2029	2030	2031	2032
179		CIP 2426099 - Rehabilitation of Indiera Alta WTP and W1, Larces(FAAST)	704 days	Sat 11/1/28	Wed 7/23/31	H2	H1	H2	H1	H2	H1	H2	H1	H2	H1	H2	H1	H2	H1	H2
180		CIP 2426101 - Rehabilitation of Larces WTP and W1 (FAAST)	705 days	Mon 5/15/28	Fri 1/24/31															
181		CIP 3536002 - Improvements to L12 WTP Cubby Este - Matizales, Naguabo (FAAST)	704 days	Wed 8/23/28	Sun 5/4/31															
182		CIP 1616001 - Rehabilitation of Guzman Arriba WTP and W1, Rio Grande (FAAST)	712 days	Sat 9/2/28	Sat 5/24/31															
183		CIP 3786004 - Rehabilitation of Yabucoa - La Pica WTP (FAAST)	703 days	Thu 3/16/28	Mon 11/25/30															
184		WWTP CIP 3136014 - Rehabilitation of Parcelas Borrinquen Caguas WWTP (FAAST)	857 days	Sun 6/4/28	Tue 9/16/31															
185		CIP 2745019 - Rehabilitation of Vega Alta WWTP (FAAST)	703 days	Fri 7/14/28	Tue 3/25/31															
186		CIP 4795022 - Rehabilitation of Yauco WWTP (FAAST)	705 days	Sun 6/4/28	Thu 2/13/31															
187		CIP 4795022 - Rehabilitation of Yauco WWTP (FAAST)	814 days	Thu 8/3/28	Tue 9/16/31															

Project: PRASA FAASST Schedule
Date: Wed 4/7/21

Task		Inactive Task		Manual Summary Rollup		External Milestone		Manual Progress	
Split		Inactive Milestone		Manual Summary		Deadline			
Milestone Summary		Inactive Summary		Start-only		Critical			
Project Summary		Manual Task		Finish-only		Critical Split			
Project Summary		Duration-only		External Tasks		Progress			