



PUERTO RICO AQUEDUCT
AND SEWER AUTHORITY

AAA

GOVERNMENT OF PUERTO RICO

Preliminary Financial Results

For the 6-month period ended on
December 31, 2025

January 29, 2026

Disclaimer

The Puerto Rico Fiscal Agency and Financial Advisory Authority (“AAFAF”), the Puerto Rico Aqueduct and Sewer Authority (“PRASA” or the “Authority”), the Government of Puerto Rico (the “Government”), and each of their respective officers, directors, employees, agents, attorneys, advisors, members, partners or affiliates (collectively, with AAFAF, PRASA and the Government instrumentalities the “Parties”) make no representation or warranty, express or implied, to any third party with respect to the information contained herein and all Parties expressly disclaim any such representations or warranties. The Parties do not owe or accept any duty or responsibility to any reader or recipient of this presentation, whether in contract or tort, and shall not be liable for or in respect of any loss, damage (including without limitation consequential damages or lost profits) or expense of whatsoever nature of such third party that may be caused by, or alleged to be caused by, the use of this presentation or that is otherwise consequent upon the gaining of access to this document by such third party.

This document does not constitute an audit conducted in accordance with generally accepted auditing standards, an examination of internal controls or other attestation or review services in accordance with standards established by the American Institute of Certified Public Accountants or any other organization. The projections set forth in this presentation were not prepared with a view toward complying with the guidelines established by the American Institute of Certified Public Accountants with respect to prospective financial information, but, in the view of the officers of the Government or its agencies or instrumentalities responsible for the preparation of such information, were prepared on a reasonable basis, reflect the best currently available estimates and judgments, and present, to the best of such officers’ knowledge and belief, the expected course of action and the expected future financial performance of the Government and/or its agencies and instrumentalities, as applicable. However, this information should not be relied upon as being necessarily indicative of future results, and readers of this presentation are cautioned not to place undue reliance on the prospective financial information. Future events and actual results may differ materially from any estimates, projections, or statements contained herein. Nothing in this document should be considered as an express or implied commitment to do or take, or to refrain from taking, any action by AAFAF, PRASA, the Government, or any government instrumentality in the Government or an admission of any fact or future event. Accordingly, the Parties do not express an opinion or any other form of assurance on the financial statements or any financial or other information or the internal controls of the Government and the information contained herein.

Any statements and assumptions contained in this document, whether forward-looking or historical, are not guarantees of future performance and involve certain risks, uncertainties, estimates and other assumptions made in this document. The information included in this presentation may contain certain “forward-looking” statements. These forward-looking statements may relate to the fiscal and economic condition, economic performance, plans and objectives of the Government of Puerto Rico and/or its agencies and instrumentalities. All statements contained herein that are not clearly historical in nature are forward-looking, and the words “anticipates,” “believes,” “continues,” “expects,” “estimates,” “intends,” “aims,” “projects,” and similar expressions, and future or conditional verbs such as “will,” “would,” “should,” “could,” “might,” “can,” “may,” or similar expressions, are generally intended to identify forward-looking statements. These statements are not guarantees of future performance and involve certain risks, uncertainties, estimates, and assumptions by the Government and/or its agencies and instrumentalities that are difficult to predict. The economic and financial condition of the Government and its agencies and instrumentalities is affected by various financial, social, economic, environmental, and political factors. These factors can be very complex, may vary from one fiscal year to the next, and are frequently the result of actions taken or not taken, not only by the Government and/or its agencies and instrumentalities, but also by entities such as the government of the United States of America or other nations that are not under the control of the Government. Because of the uncertainty and unpredictability of these factors, their impact cannot, as a practical matter, be included in the assumptions underlying the Government’s or its agencies and instrumentalities’ projections.

This presentation does not constitute, nor does it form part of, an offer to sell or purchase, or the solicitation of an offer to sell or purchase, any securities or an offer or recommendation to enter into any transaction. This presentation has been prepared for informational purposes only. Nothing in this document shall be considered a solicitation, recommendation or advice to any person to participate, pursue or support a particular course of action or transaction, to purchase or sell any security, or to make any investment decision. By accepting this document, the recipient shall be deemed to have acknowledged and agreed to the terms of these limitations. This document may contain capitalized terms that are not defined herein, or may contain terms that are discussed in other documents or that are commonly understood. You should make no assumptions about the meaning of capitalized terms that are not defined, and you should consult with advisors of PRASA should clarification be required.

Agenda

- The Authority at a Glance
- Operating Data
- Preliminary Financial results
- Capital Improvement Program
- Liquidity
- Debt and Debt Service Coverage



PUERTO RICO AQUEDUCT
AND SEWER AUTHORITY

AAA

GOVERNMENT OF PUERTO RICO

The Authority at a Glance¹

The Puerto Rico Aqueduct and Sewer Authority (the “Authority” or “PRASA”) owns and operates the potable water supply and wastewater systems in Puerto and endeavors to provide high-quality water and wastewater services at an affordable cost



SERVING
1,272,353 CUSTOMERS
 (96% WATER / 59% WASTEWATER)

IN A SERVICE AREA OF
3,535 SQUARE MILES

MANAGED BY
4,263 EMPLOYEES



8 DAMS
 Owned by PRASA



112 FILTRATION PLANTS
 with 138 intakes



50 SEWER PLANTS



AROUND 3,800 AUXILIARY FACILITIES, INCLUDING:

- Tanks – 1,572
- Pump Stations – 1,988
- Wells – 244



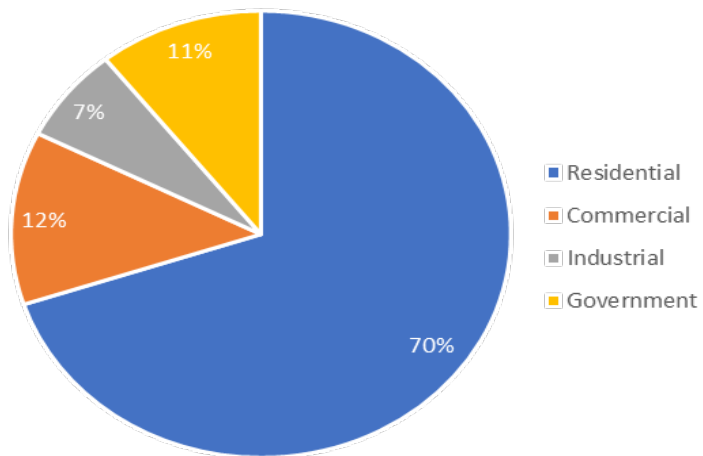
OVER 21,000 MILES OF PIPES
Water & Wastewater

¹Preliminary data as of December 31, 2025

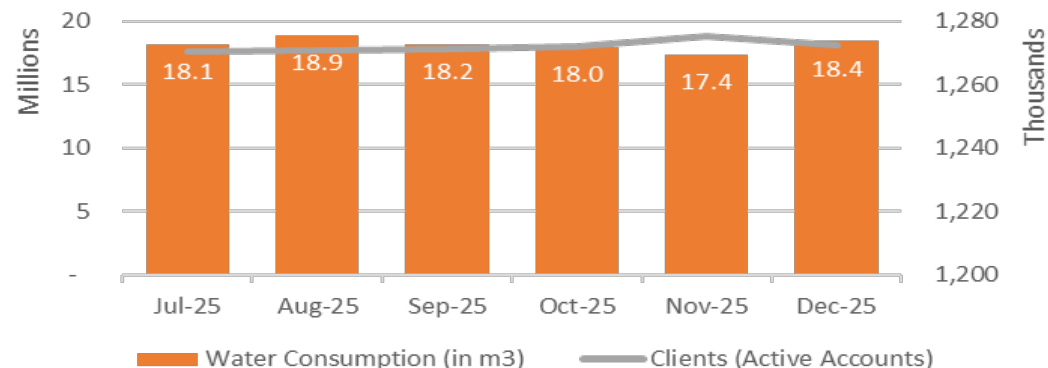
Operating Data

For the 6-month period ended on December 31, 2025

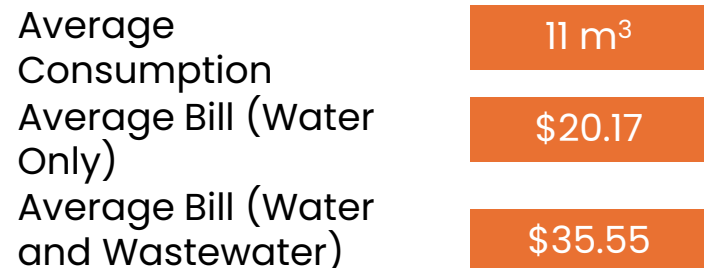
Consumption by Customer Type



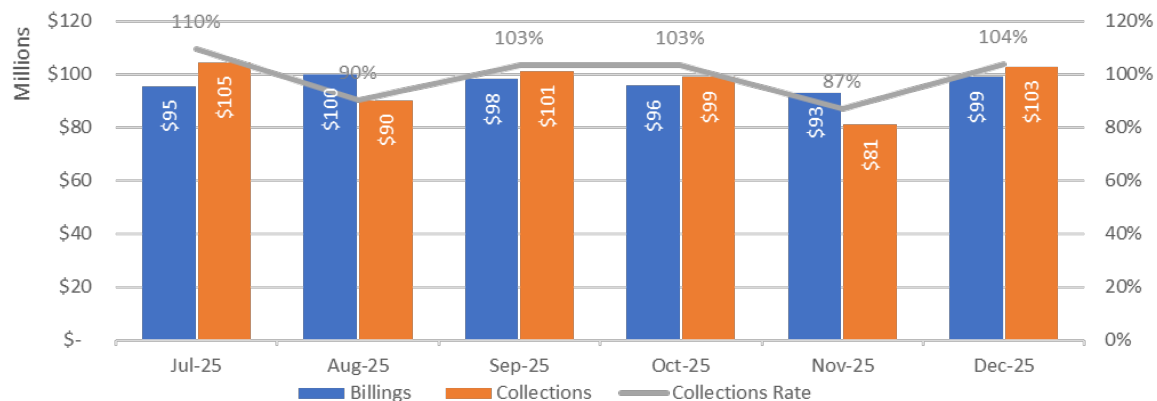
Consumption and Clients



Residential Accounts Statistics



Billings and Collections





Preliminary Financial Results

For the 6-month period ended on December 31, 2025

(\$000's)	Dec 31, 2025 - YTD			
	Budget	Actual	Variance (\$)	%
Authority Revenues				
1 Service Revenues - Regular	499,139	476,662	(22,477)	-5%
2 Service Revenues - Government	97,735	91,444	(6,291)	-6%
3 Miscellaneous & Insurance (BI)	2,250	1,301	(949)	-42%
4 Transfers from the RSA	-	-	-	N/A
5 Total Authority Revenues	599,124	569,407	(29,717)	-4.96%
6 Senior and Senior Sub Debt	(127,827)	(124,555)	3,272	3%
Operating Expenses				
7 Payroll & Related	(158,796)	(149,212)	9,583	6%
8 Electricity	(95,872)	(84,957)	10,915	11%
9 Maintenance & Repair	(46,590)	(34,280)	12,310	26%
10 Chemicals	(38,949)	(35,049)	3,900	10%
11 Other Expenses	(114,700)	(99,704)	14,996	13%
12 Total Net Operating Expenses	(454,906)	(403,202)	51,704	11%
13 Funds for OpEx	2,475	1,046	(1,429)	-58%
14 Operating Reserve Fund	-	-	-	N/A
15 Capital Improvement Fund	(26,363)	(26,363)	-	0%
16 Balance	(7,497)	16,333	23,830	

Source: SAP for operating expenses (accrual basis) and cash flow for other line items (cash basis).

Notes: Information presented based on the Master Agreement of Trust ("MAT") flow of funds. Budget presented as certified by the Oversight Board (including amendments) and actual numbers are presented as preliminary and subject to material change.

Capital Improvement Program (“CIP”)

For the 6-month period ended on December 31, 2025

(Amounts expressed in \$000's)


	Dec 31, 2025 - YTD		
	Budget*	Actual	Variance (\$)
Reconstruction & Recovery	534,853	253,023	\$ 281,829
Renewal & Replacement	35,931	12,591	23,340
Mandatory Compliance	48,213	23,531	24,682
Non-Mandatory Compliance	76,020	62,438	13,582
Quality	6,394	1,094	5,301
Electric Generators and Meters	1,268	11,598	(10,329)
Fleet and IT	2,835	249	2,586
Mitigation & Resiliency / Emergency& Cont	80,653	24,105	56,547
Others & Accruals**	37,363	34,738	2,625
Total CIP Incurred	\$ 823,530	\$ 423,367	\$ 400,163

* Based on CIP as approved by PRASA Governing Board in February 2025

** Accruals incorporate estimated costs for project management to be assigned to the specific projects and project categories upon receipt and recording of the actual invoices.



Liquidity

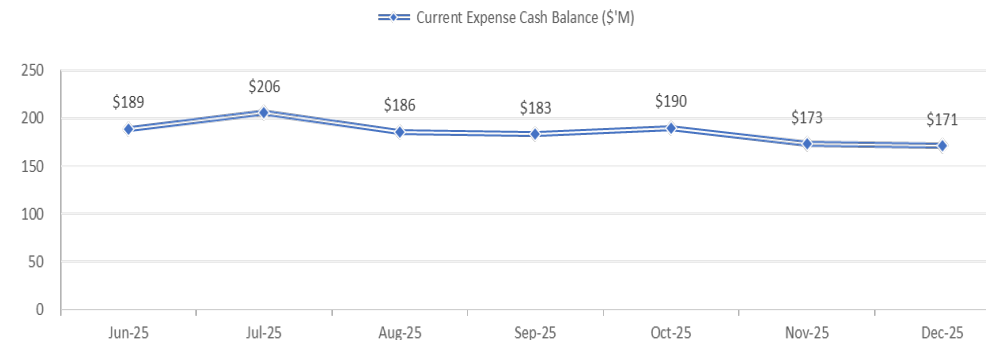


Cash Balances

Group of Funds	December 31, 2025 (\$'000)
Debt Service Accounts	135,645
Restricted for Debt Service	135,645
Capital Improvement Fund (Trust)	12,706
Construction Fund	275,642
Disaster Recovery (FEMA/Insurance)	13,406
FEMA (FAASt WCA) & Other Advances	114,016
Compliance Escrow Accounts	1,282
Restricted for CIP and Compliance	417,052
Operating Reserve and Rate Stab Acct.	298,476
Operating Reserve Fund	298,476
Current Expense and Petty Cash	171,271
Revenue Fund	9,509
Other Funds	180,780
Total	\$1,031,953

The Authority has an operating reserve fund (“ORF”) with a balance of over **90 days of operating expenses per MAT**. The ORF is available for operating expenses, if and as needed.

Current Expense Fund



Current Expense balance does not include \$298 million deposited in the ORF and the Rate Stabilization Account (RSA)



Debt and Debt Service Coverage

Outstanding Senior Debt

Debt Service Coverage
(Based on FY2026 Budget)

<i>(in \$000s)</i>	Balance as of Dec 31, 2025
<u>Senior Bonds</u>	
2020 Series A Bonds	1,245,960
2021 Series A Bonds	78,975
2021 Series B Bonds	766,665
2021 Series C Bonds	107,125
2022 Series A Bonds	499,025
	2,697,750
<u>Other Senior Indebtedness</u>	
2019 State Revolving Fund Loans	530,677
2019 Rural Development Loans	389,108
New SRF* Loans	179,216
	1,099,001
Total Senior Debt	\$ 3,796,751

* Since August 2020, the Authority has entered into \$464.8 million in new SRF loans. The balance shown is preliminary and reflect amounts drawn down under such loans as of Dec 31, 2025, net of principal paymet for completed projects.

Senior Debt Service Coverage Ratio (Over Authority Revenues – Current MAT)	4.75
Senior Debt Service Coverage Ratio (Over Net Revenues – Proposed MAT Amendment)	1.20
All Obligations Coverage Ratio	1.00

For questions or additional information please contact:

Alexander López García– Finance Director
alexander.lopez@acueductospr.com



PUERTO RICO AQUEDUCT
AND SEWER AUTHORITY

AAA

GOVERNMENT OF PUERTO RICO

