

Collection Highlights


As of April 25, 2025



COFINA Revenues

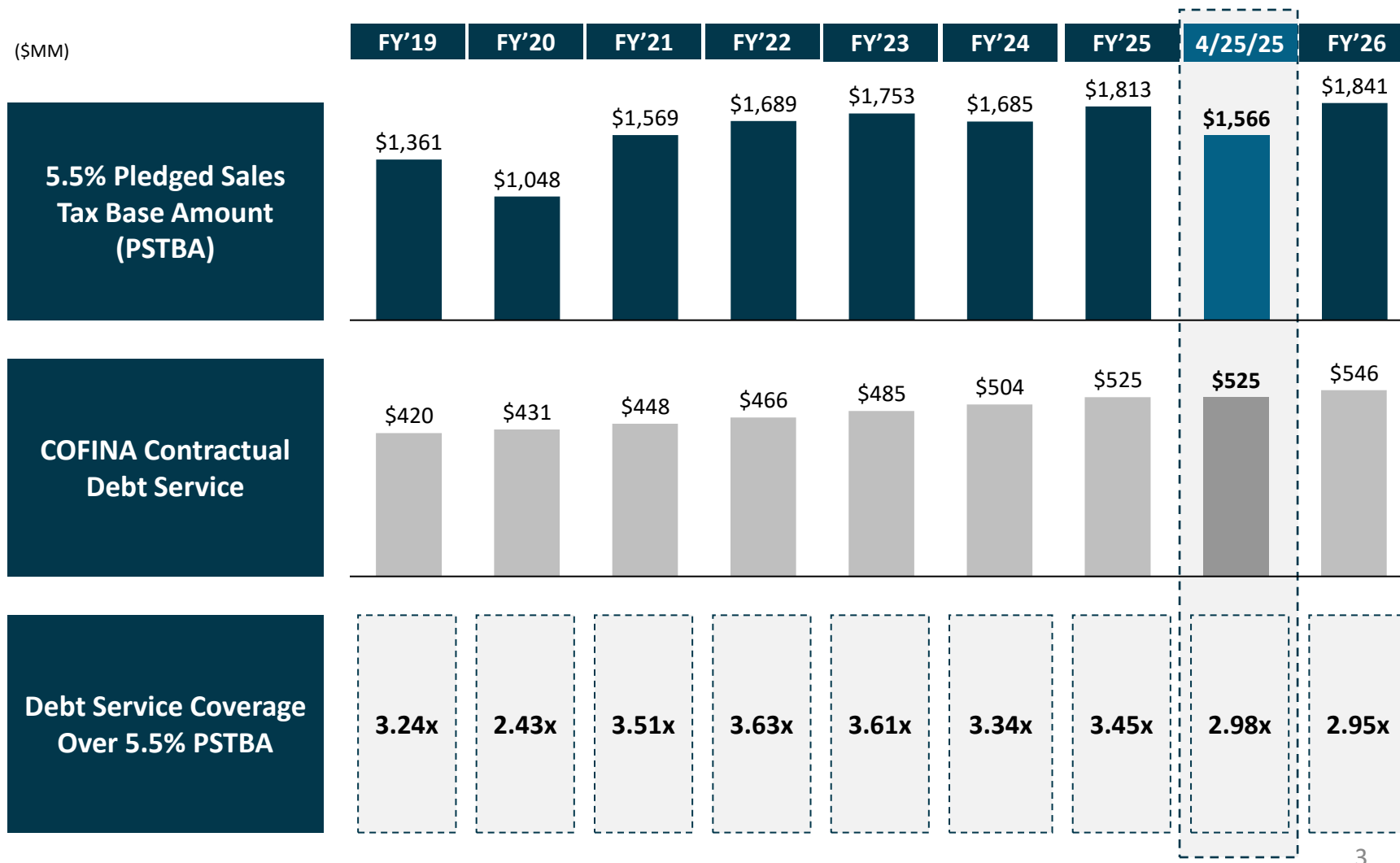
On **October 21, 2024**, total SUT Collections for COFINA reached 100% of their statutory revenue target of \$531.7 million. The excess amount of the 5.5% SUT Collections are transferred to the Treasury's General Fund. While COFINA Revenues are scheduled to grow at 4% annual rate, the time needed to receive 100% Revenues has averaged 108 days since FY21.

5.5% SUT Collections to COFINA



COFINA Debt Service Coverage

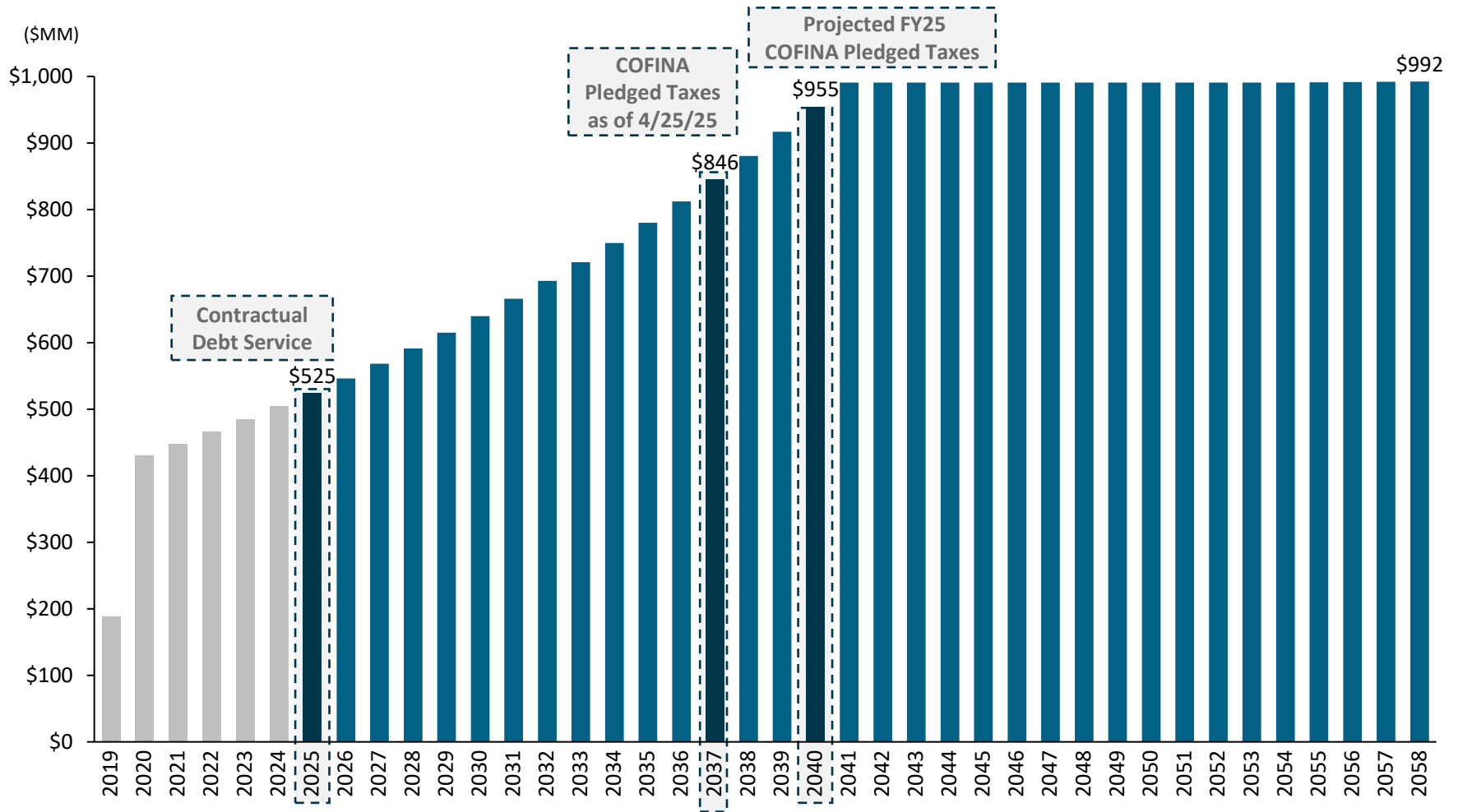
The Treasury Department projects 5.5% SUT Collections for FY25 at \$1.813 billion, out of which 86.4% has been collected as of April 25, 2025. COFINA's Contractual Debt Service for FY25 of \$525 million equals a Debt Service Coverage Ratio of 2.98 over the 5.5% SUT Collected to-date.





COFINA Debt Service Coverage

The FY25 Treasury Department projected PSTBA is \$1.813 billion. This equals COFINA Pledged Taxes of \$972.8 million, which represents a Debt Service Coverage (“DSC”) simulating that of FY40. To-date Total Collections are \$1.56 billion, which equal Pledged Taxes of \$840.2 million. This represents a DSC simulating that of FY37.

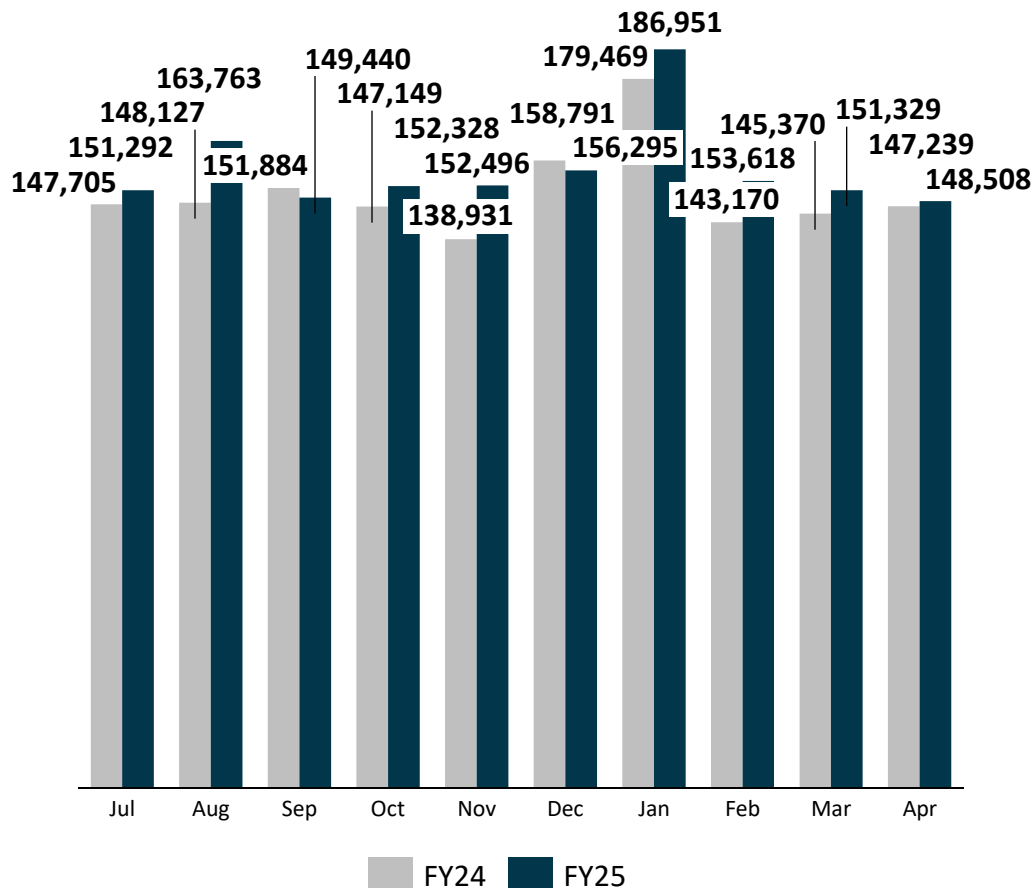


5.5% SUT Revenue Performance

5.5% SUT Collections are monitored after COFINA Revenues are collected. Excess SUT over COFINA Revenues is compared YoY against the Total 5.5% Projected by the Treasury for each fiscal year. A MoM comparison also reflects FY25 collections are exceeding FY24.


5.5% SUT Comparison MoM

(000's)



Total 5.5% SUT Collections Breakdown

(000's)



Distribution of SUT Collections FY22 – FY25

The graph below shows a comparison of SUT collections by source between FY'22 and FY'25.

