




# Collection Highlights

---

As of May 9, 2025

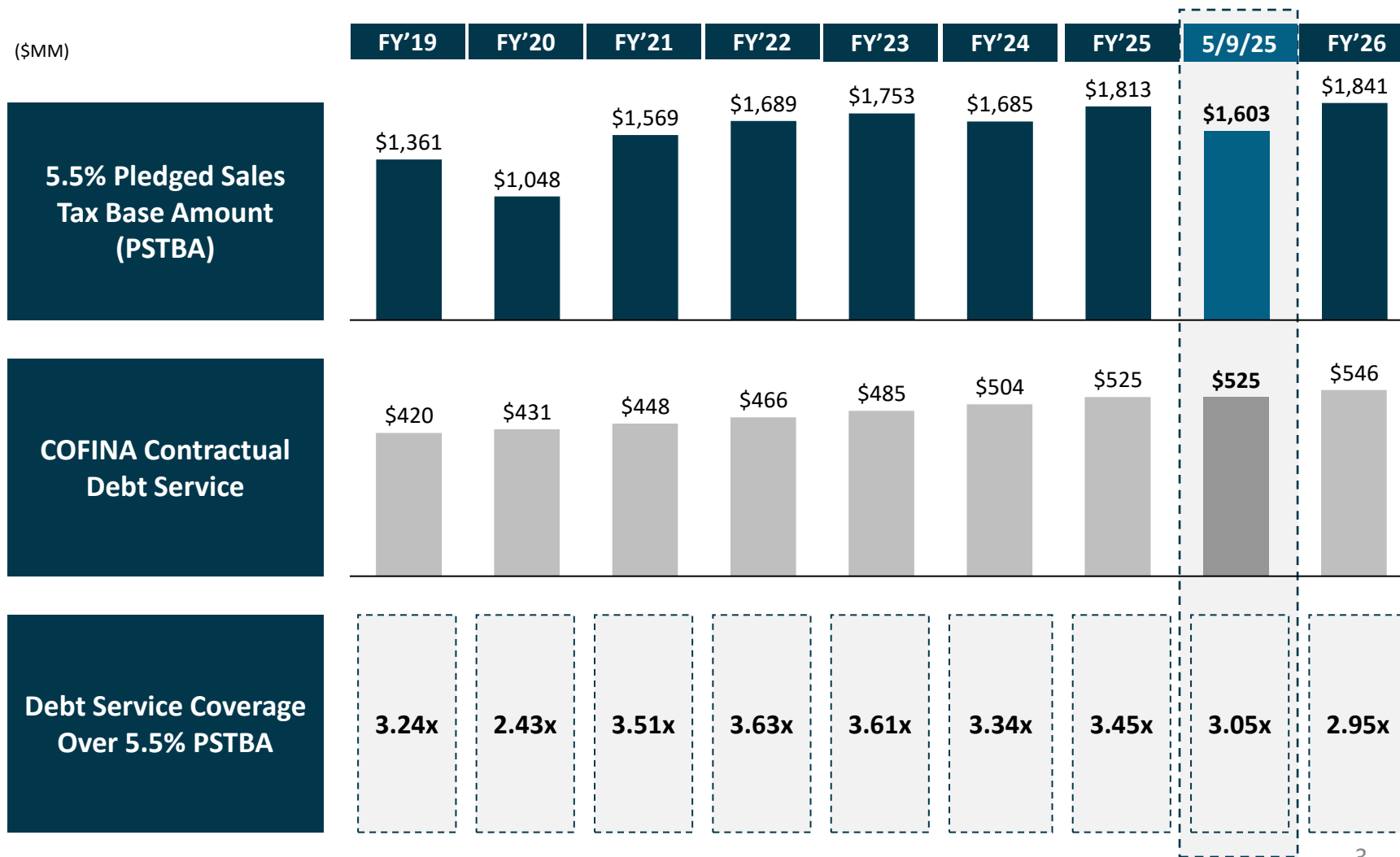
On **October 21, 2024**, total SUT Collections for COFINA reached 100% of their statutory revenue target of \$531.7 million. The excess amount of the 5.5% SUT Collections are transferred to the Treasury's General Fund. While COFINA Revenues are scheduled to grow at 4% annual rate, the time needed to receive 100% Revenues has averaged 108 days since FY21.

## 5.5% SUT Collections to COFINA



# COFINA Debt Service Coverage

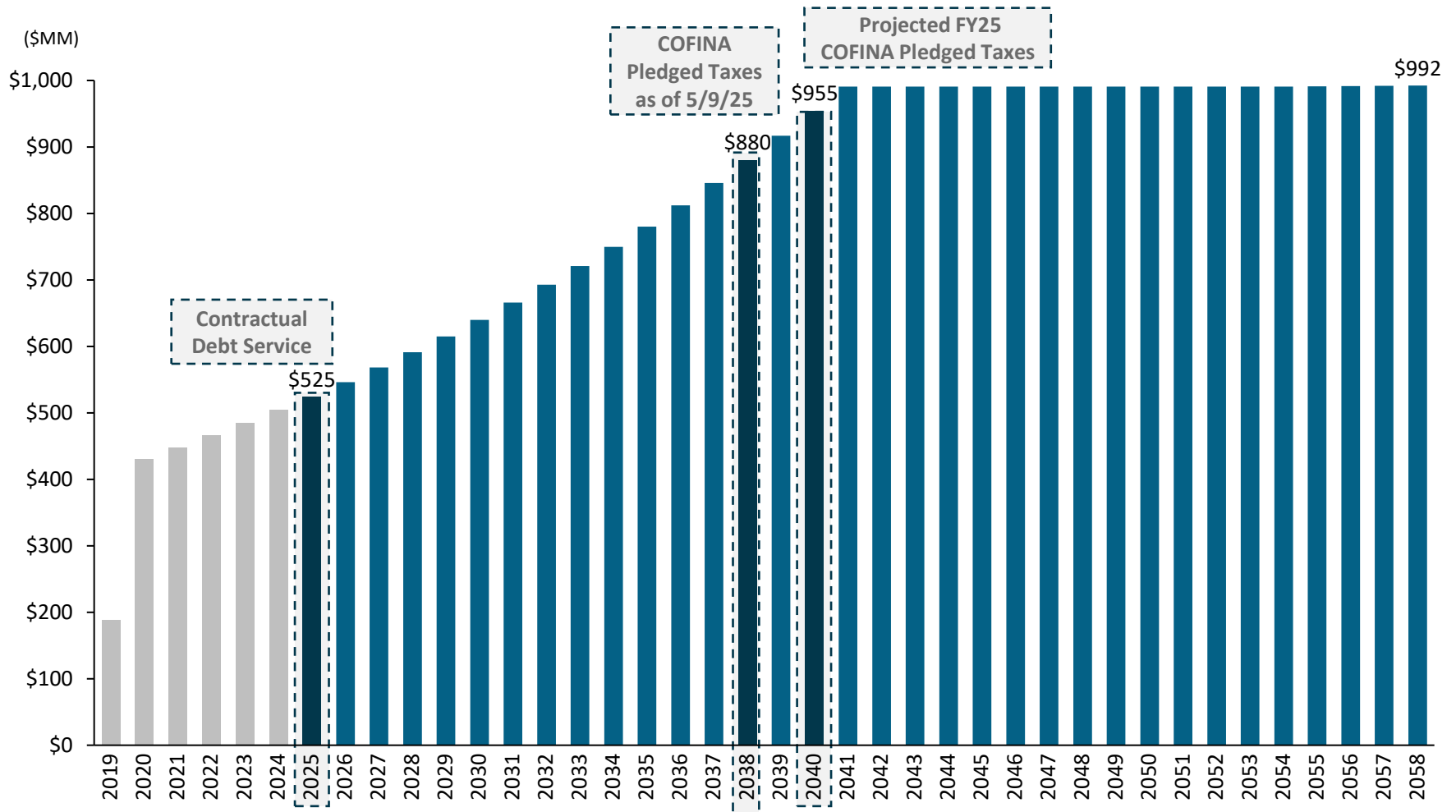
The Treasury Department projects 5.5% SUT Collections for FY25 at \$1.813 billion, out of which 88.3% has been collected as of May 9, 2025. COFINA's Contractual Debt Service for FY25 of \$525 million equals a Debt Service Coverage Ratio of 3.05 over the 5.5% SUT Collected to-date.





# COFINA Debt Service Coverage

The FY25 Treasury Department projected PSTBA is \$1.813 billion. This equals COFINA Pledged Taxes of \$972.8 million, which represents a Debt Service Coverage (“DSC”) simulating that of FY40. To-date Total Collections are \$1.59 billion, which equal Pledged Taxes of \$859.8 million. This represents a DSC simulating that of FY38.

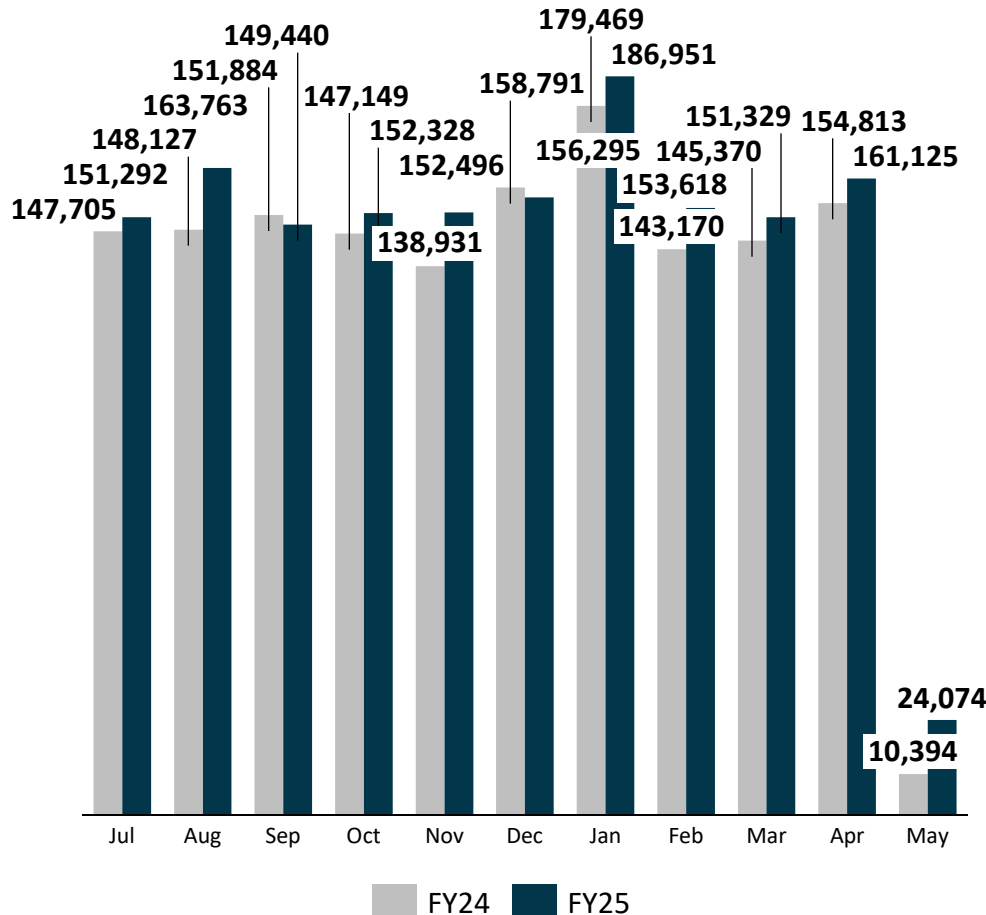


# 5.5% SUT Revenue Performance

5.5% SUT Collections are monitored after COFINA Revenues are collected. Excess SUT over COFINA Revenues is compared YoY against the Total 5.5% Projected by the Treasury for each fiscal year. A MoM comparison also reflects FY25 collections are exceeding FY24.

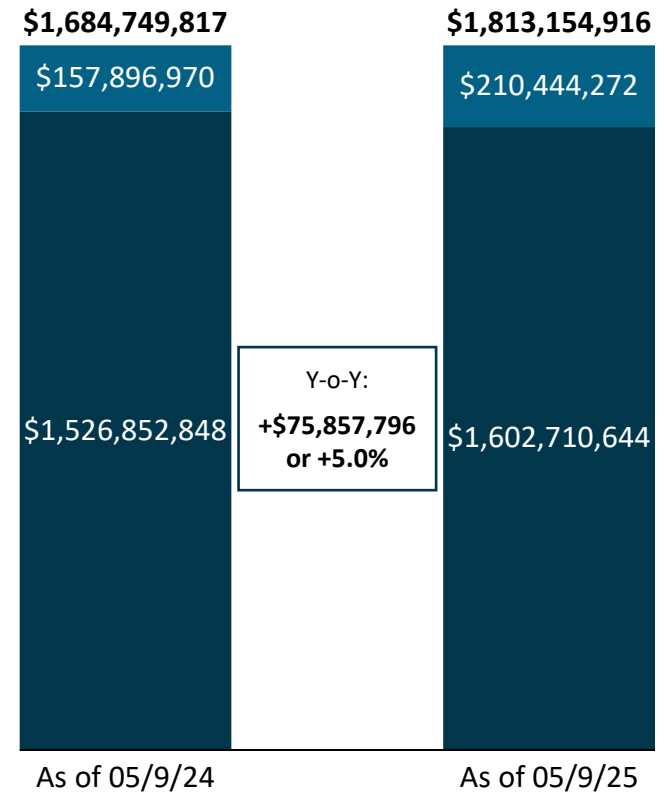
## 5.5% SUT Comparison MoM

(000's)



## Total 5.5% SUT Collections Breakdown

(000's)



# Distribution of SUT Collections FY22 – FY25

The graph below shows a comparison of SUT collections by source between FY'22 and FY'25.

