



**Puerto Rico
Electric Power
Authority**

Puerto Rico Electric Power Authority

13-Week Cash Flow Update

August 1, 2018

Disclaimer

The information contained herein (the "**Information**") has been provided and prepared by the Puerto Rico Power Authority ("PREPA" or the "**Company**") and is in draft form subject to further discussions and revisions. No representation or warranty, express or implied, is made by the Company or its advisors as to the accuracy or completeness of the Information, that has not been independently verified. The Company and its advisors shall have no responsibility or liability for the accuracy or completeness of the Information, any errors, inaccuracies or omissions in the Information or the consequences of any reliance upon the Information. Without limitation of the foregoing, no representation or warranty, express or implied, is made by the Company or its advisors as to the accuracy or completeness of any forecasts or projections contained in the Information. Nothing contained in the Information may be relied upon as a promise or representation as to the future. The Information does not constitute an offer or solicitation to sell or purchase securities. Neither the Company or its advisors shall have any liability, whether direct or indirect, in contract or tort or otherwise, to any person in connection with the Information.

Projections are included in the Information. Such projections have not been examined by auditors. The projections and other material set forth herein contain certain statements that are "forward- looking statements". These statements are subject to a number of assumptions, risks, and uncertainties, many of which are and will be beyond the control of the Company including, among others, availability and timing of liquidity sources, availability of supplies and supplier financing, changes in general economic, political, governmental and business conditions globally and in Puerto Rico, the Company's ability to achieve cost savings, changes in interest rates, changes in inflation rates, changes in exchange rates, changes in fuel prices, changes in business strategy and various other factors. These statements speak as of the date indicated and are not guarantees of future performance. Actual results or developments may differ materially from the expectations expressed or implied in the forward-looking statements, and the Company undertakes no obligation to update any such statements whether as a result of new information, future events or otherwise.

Recipients of the Information agree to keep the Information strictly confidential. The Information is highly confidential and contains proprietary and confidential information about the Company, its subsidiaries and its operations. This document material is being presented solely for your information and may not be copied, reproduced or redistributed to any other person in any manner. At the request of the Company, the recipient will promptly return all non-public material received from the Company (including this document) without retaining any copies thereof. For the avoidance of doubt, Information includes the nature, substance, status, and terms of any discussions related to the Information discussed herein.

The Information does not constitute an offer or invitation to purchase or subscribe for any shares or other securities of the Company and neither any part of this document nor any information or statement contained therein shall form the basis of or be relied upon in connection with any contract or commitment whatsoever. By receiving the Information, you agree to be bound by the foregoing limitations.



Table of Contents

- General Overview
- June 29th Approved Budget updated for actuals through 7/27/18 “Current Forecast”
- June 29th Approved Budget
- Current Forecast vs June 29th Approved Budget Cash Bridge

General Overview

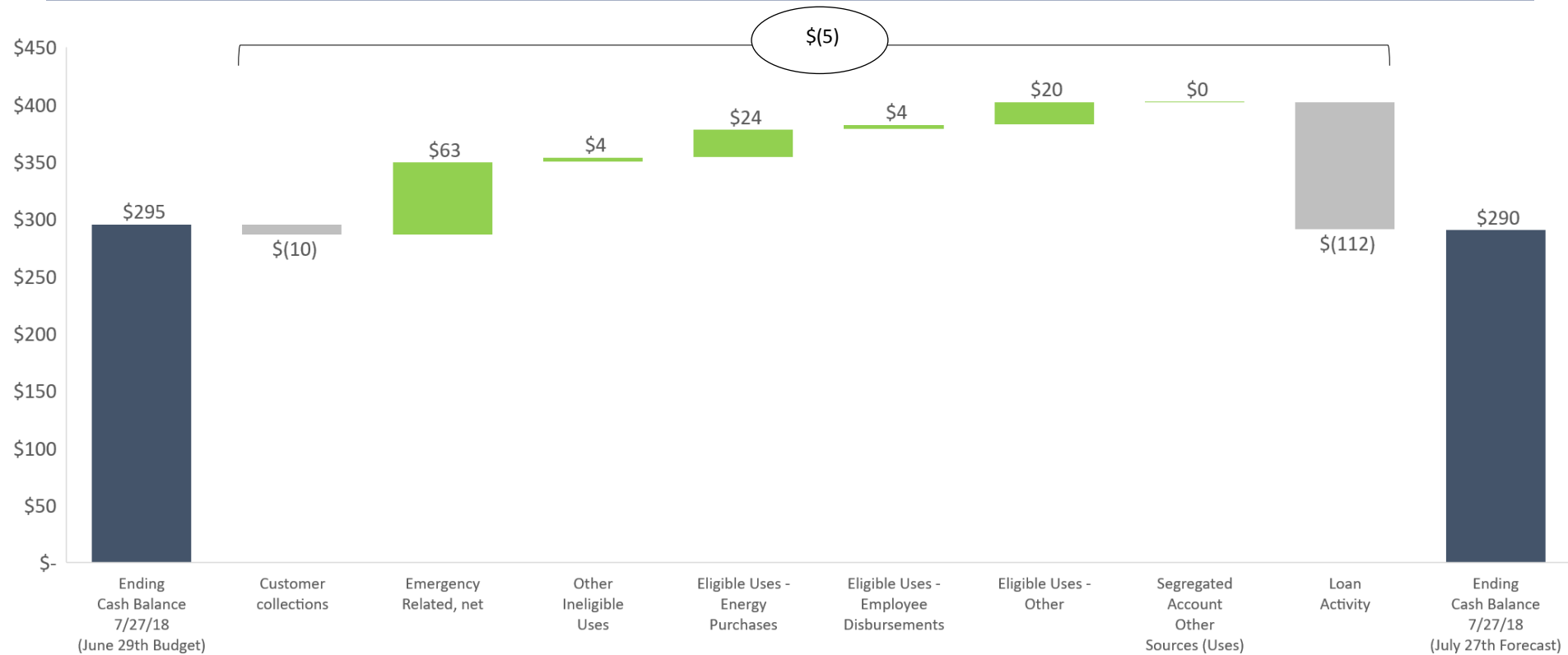
- The Current Forecast included in this report has been updated for actuals through 7/27/18; the forecast period is based on the June 29th Approved Budget
- The Current Forecast vs June 29th Approved Budget Cash Bridge captures the cumulative variance from 6/22/18 through 7/27/18
- Any timing related variances from actual weeks have not been re-timed into future periods for purposes of this analysis

June 29th Approved Budget

| | (\$ in millions) | | | | | | | | | | | | | | | | | | | | |
|---|------------------|------------------|------------------|------------------|------------------|------------------|------------------|-------------------|------------------|-------------------|------------------|------------------|------------------|------------------|-------------------|-------------------|-------------------|-------------------|-------------------|------------------|-------|
| | Week ending | Actual 06/01 | Actual 06/08 | Actual 06/15 | Actual 06/22 | 1 06/29 | 2 07/06 | 3 07/13 | 4 07/20 | 5 07/27 | 6 08/03 | 7 08/10 | 8 08/17 | 9 08/24 | 10 08/31 | 11 09/07 | 12 09/14 | 13 09/21 | 14 09/28 | 15 10/05 | |
| RECEIPTS | | | | | | | | | | | | | | | | | | | | | |
| Customer collections | \$ 59.8 | \$ 71.1 | \$ 62.0 | \$ 63.5 | \$ 55.2 | \$ 62.5 | \$ 63.1 | \$ 64.1 | \$ 65.2 | \$ 65.9 | \$ 66.9 | \$ 68.3 | \$ 68.9 | \$ 68.9 | \$ 67.8 | \$ 67.8 | \$ 67.8 | \$ 69.3 | \$ 69.3 | \$ 68.4 | |
| FEMA Reimbursements | 20.2 | - | 28.3 | 64.6 | 35.4 | - | - | 65.2 | 39.1 | 29.3 | 38.0 | 38.0 | 38.0 | 39.1 | 151.8 | 140.2 | 154.5 | 154.5 | 154.5 | 44.1 | |
| Transfer from PREPA Insurance Account | - | - | - | - | - | - | - | - | 7.5 | 7.5 | 5.0 | 5.0 | 5.0 | 5.0 | 5.0 | 5.0 | 5.0 | 5.0 | 5.0 | - | |
| Other | - | - | - | - | - | - | - | - | - | - | - | - | - | - | - | - | - | - | - | - | |
| Total Receipts | \$ 80.0 | \$ 71.1 | \$ 62.0 | \$ 128.2 | \$ 90.6 | \$ 62.5 | \$ 63.1 | \$ 129.3 | \$ 101.0 | \$ 102.6 | \$ 109.9 | \$ 111.2 | \$ 112.9 | \$ 156.8 | \$ 224.6 | \$ 213.0 | \$ 228.8 | \$ 223.8 | \$ 223.8 | \$ 112.5 | |
| INELIGIBLE USES | | | | | | | | | | | | | | | | | | | | | |
| Estimated Gross Overtime | (2.6) | - | (2.6) | - | (2.6) | - | (2.5) | - | (2.5) | - | (2.5) | - | (2.5) | - | (2.5) | - | (2.5) | - | (2.5) | - | (2.5) |
| Contract Labor - Title III | - | - | - | - | - | (3.7) | (6.4) | (4.3) | (2.6) | (5.8) | (2.2) | (2.1) | (1.6) | (4.2) | (0.9) | (2.7) | - | (0.4) | (3.3) | (3.3) | |
| Emergency Spend | (7.6) | (31.6) | (23.8) | (26.1) | (26.5) | (15.3) | (18.3) | (33.3) | (32.3) | (31.3) | (38.4) | (38.4) | (40.5) | (85.6) | (153.0) | (141.4) | (158.3) | (158.3) | (47.9) | (47.9) | |
| Substation Repairs | - | - | - | - | - | - | - | (7.5) | (7.5) | (5.0) | (5.0) | (5.0) | (5.0) | (5.0) | (5.0) | (5.0) | (5.0) | (5.0) | (5.0) | - | |
| Other Ineligible Uses | 6.7 | (14.9) | 3.0 | (6.5) | (3.3) | (0.8) | (0.8) | (1.8) | (0.8) | (0.7) | (0.7) | (0.7) | (0.7) | (0.7) | (0.8) | (0.8) | (0.8) | (0.8) | (0.8) | (0.8) | |
| Cash Interest | - | - | - | (3.5) | - | - | - | - | - | - | - | - | - | - | - | - | - | - | - | - | |
| Ineligible Uses | \$ (3.4) | \$ (46.5) | \$ (23.4) | \$ (32.6) | \$ (32.3) | \$ (23.3) | \$ (28.0) | \$ (39.4) | \$ (45.7) | \$ (45.2) | \$ (48.8) | \$ (46.2) | \$ (50.3) | \$ (95.4) | \$ (162.3) | \$ (149.9) | \$ (166.7) | \$ (159.5) | \$ (159.5) | \$ (54.5) | |
| Receipts Excess (Shortfall) | \$ 76.6 | \$ 24.6 | \$ 38.6 | \$ 95.6 | \$ 58.3 | \$ 39.2 | \$ 35.0 | \$ 89.9 | \$ 55.3 | \$ 57.4 | \$ 61.2 | \$ 61.2 | \$ 62.6 | \$ 61.4 | \$ 62.3 | \$ 63.1 | \$ 62.2 | \$ 64.3 | \$ 64.3 | \$ 57.9 | |
| OPERATING RESERVE FUND / OPERATING ACCOUNT | | | | | | | | | | | | | | | | | | | | | |
| Beginning Balance | \$ 255.6 | \$ 252.1 | \$ 216.6 | \$ 172.6 | \$ 191.7 | \$ 185.0 | \$ 242.5 | \$ 277.5 | \$ 300.0 | \$ 295.4 | \$ 203.4 | \$ 218.3 | \$ 254.1 | \$ 277.8 | \$ 300.0 | \$ 300.0 | \$ 300.0 | \$ 260.0 | \$ 300.0 | \$ 299.2 | |
| Operating Account Balance | - | - | - | - | - | - | - | - | - | - | - | - | - | - | - | - | - | - | - | - | |
| Receipts | 80.0 | 71.1 | 62.0 | 128.2 | 90.6 | 62.5 | 63.1 | 129.3 | 101.0 | 102.6 | 109.9 | 111.2 | 112.9 | 156.8 | 224.6 | 213.0 | 228.8 | 223.8 | 223.8 | 112.5 | |
| Ineligible Uses | (3.4) | (46.5) | (23.4) | (32.6) | (32.3) | (23.3) | (28.0) | (39.4) | (45.7) | (45.2) | (48.8) | (46.2) | (50.3) | (95.4) | (162.3) | (149.9) | (166.7) | (159.5) | (159.5) | (54.5) | |
| Eligible Use (Shortfall) | (80.1) | (60.1) | (82.6) | (76.4) | (65.0) | - | - | (52.9) | (59.9) | (149.5) | (46.2) | (29.3) | (39.0) | (19.2) | (47.5) | (58.2) | (102.2) | (21.1) | (58.7) | (58.7) | |
| Transfer from Segregated Account | - | - | - | - | - | 18.3 | - | - | - | - | - | - | - | - | - | - | - | - | - | - | |
| Loan Repayments | - | - | - | - | - | - | - | (14.5) | - | - | - | - | - | - | (19.9) | (14.9) | (4.9) | - | (3.1) | - | |
| Loan Repayments (Pro-Forma; Timing Related) | - | - | - | - | - | - | - | - | - | - | - | - | - | - | - | - | - | - | - | - | |
| Ending Balance | \$ 252.1 | \$ 216.6 | \$ 172.6 | \$ 191.7 | \$ 185.0 | \$ 242.5 | \$ 277.5 | \$ 300.0 | \$ 295.4 | \$ 203.4 | \$ 218.3 | \$ 254.1 | \$ 277.8 | \$ 300.0 | \$ 300.0 | \$ 300.0 | \$ 260.0 | \$ 300.0 | \$ 299.2 | | |
| OPERATING ACCOUNT + OPERATING RESERVE FUND | | | | | | | | | | | | | | | | | | | | | |
| Beginning Balance | \$ 255.6 | \$ 252.1 | \$ 216.6 | \$ 172.6 | \$ 191.7 | \$ 185.0 | \$ 242.5 | \$ 277.5 | \$ 300.0 | \$ 295.4 | \$ 203.4 | \$ 218.3 | \$ 254.1 | \$ 277.8 | \$ 300.0 | \$ 300.0 | \$ 300.0 | \$ 260.0 | \$ 300.0 | \$ 299.2 | |
| Receipts | 80.0 | 71.1 | 62.0 | 128.2 | 90.6 | 62.5 | 63.1 | 129.3 | 101.0 | 102.6 | 109.9 | 111.2 | 112.9 | 156.8 | 224.6 | 213.0 | 228.8 | 223.8 | 223.8 | 112.5 | |
| Ineligible Uses | (3.4) | (46.5) | (23.4) | (32.6) | (32.3) | (23.3) | (28.0) | (39.4) | (45.7) | (45.2) | (48.8) | (46.2) | (50.3) | (95.4) | (162.3) | (149.9) | (166.7) | (159.5) | (159.5) | (54.5) | |
| Eligible Use (Shortfall) | (80.1) | (60.1) | (82.6) | (76.4) | (65.0) | - | - | (52.9) | (59.9) | (149.5) | (46.2) | (29.3) | (39.0) | (19.2) | (47.5) | (58.2) | (102.2) | (21.1) | (58.7) | (58.7) | |
| Transfer from Segregated Account | - | - | - | - | - | 18.3 | - | - | - | - | - | - | - | - | - | - | - | - | - | - | |
| Loan Repayments | - | - | - | - | - | - | - | (14.5) | - | - | - | - | - | - | (19.9) | (14.9) | (4.9) | - | (3.1) | - | |
| Loan Repayments (Pro-Forma; Timing Related) | - | - | - | - | - | - | - | - | - | - | - | - | - | - | - | - | - | - | - | - | |
| Ending Balance | \$ 252.1 | \$ 216.6 | \$ 172.6 | \$ 191.7 | \$ 185.0 | \$ 242.5 | \$ 277.5 | \$ 300.0 | \$ 295.4 | \$ 203.4 | \$ 218.3 | \$ 254.1 | \$ 277.8 | \$ 300.0 | \$ 300.0 | \$ 300.0 | \$ 260.0 | \$ 300.0 | \$ 299.2 | | |
| ELIGIBLE USES | | | | | | | | | | | | | | | | | | | | | |
| Power purchase - AES | \$ - | \$ - | \$ (24.7) | \$ (24.6) | \$ - | \$ - | \$ - | \$ (24.1) | \$ (12.4) | \$ (26.7) | \$ - | \$ - | \$ - | \$ - | \$ - | \$ - | \$ - | \$ - | \$ (26.7) | \$ - | \$ - |
| Power purchase - EcoElectrica | (24.5) | (30.3) | - | (28.1) | - | - | (4.9) | (27.5) | - | (26.6) | - | - | - | - | - | - | - | - | (28.6) | - | |
| Power purchase - Renewable sources | - | - | - | (0.1) | (1.7) | - | - | (2.3) | - | - | - | (3.2) | - | - | - | - | - | - | (10.0) | - | |
| Fuel purchase - Fleet and storage | (1.0) | (0.5) | (0.0) | (1.1) | (0.5) | - | (1.2) | - | - | (1.5) | - | - | - | - | - | (1.5) | - | - | - | (1.5) | |
| Fuel purchase - Freeport | (22.0) | (9.3) | (9.7) | (4.9) | (20.4) | (10.1) | (5.4) | (5.5) | (10.9) | (18.5) | (10.6) | (10.5) | (10.8) | (10.6) | (10.6) | (10.9) | (10.6) | (10.6) | (10.6) | (19.4) | |
| Fuel purchase - Puma | (10.1) | (12.6) | (8.5) | (9.6) | (15.1) | (11.3) | (8.6) | (10.0) | (13.4) | (9.0) | (6.1) | (9.0) | (6.0) | (2.0) | (6.3) | (3.1) | (2.9) | (2.9) | (8.8) | (8.8) | |
| LNG purchase - Fenosa | - | - | (13.3) | - | - | - | (23.1) | - | - | (27.1) | - | - | - | - | - | (36.7) | - | - | - | - | |
| Estimated Payroll | (6.9) | (0.0) | (6.8) | (0.0) | (6.9) | - | (7.2) | - | (7.2) | (7.2) | - | (7.2) | - | (7.2) | - | (7.2) | - | (7.2) | - | (7.2) | |
| Social security | (1.8) | (0.0) | (1.8) | (0.0) | (1.8) | - | (1.8) | - | (1.8) | (1.8) | - | (1.8) | - | (1.8) | - | (1.8) | - | (1.8) | - | (1.8) | |
| Payroll taxes | (1.4) | - | (1.4) | - | (1.4) | - | (1.0) | - | (1.0) | (1.0) | - | (1.0) | - | (1.0) | - | (1.0) | - | (1.0) | - | (1.0) | |
| Contributions to employee benefit programs | (5.2) | - | (5.1) | - | (5.1) | - | (5.7) | - | (5.7) | - | (5.7) | - | (5.7) | - | (5.7) | - | (5.7) | - | (5.7) | (5.7) | |
| Medical benefit costs | (3.7) | (1.8) | (7.7) | - | - | - | (5.8) | - | - | (5.8) | - | - | - | - | (5.8) | - | - | - | - | (5.8) | |
| Workers compensation / disability funding | - | - | - | - | - | - | (4.6) | - | - | - | - | - | - | - | - | - | - | - | - | - | |
| Contract Labor - Other | (0.0) | (0.1) | (0.2) | (0.1) | (0.2) | (0.2) | (0.3) | (0.2) | (0.2) | (0.2) | (0.2) | (0.2) | (0.2) | (0.2) | (0.2) | (0.2) | (0.2) | (0.2) | (0.2) | (0.2) | |
| Insurance premiums | - | - | - | (0.0) | - | - | (0.9) | - | (34.9) | - | - | - | - | - | - | - | - | - | - | - | |
| Maintenance Disbursements | (0.8) | (1.7) | (0.4) | (2.4) | (2.3) | (2.5) | (2.5) | (2.5) | (2.5) | (2.5) | (2.5) | (2.5) | (2.5) | (2.5) | (2.5) | (2.5) | (2.5) | (2.5) | (2.5) | (2.5) | |
| Employee expense reimbursements | - | - | - | - | - | - | - | - | - | - | - | - | - | - | - | - | - | - | - | - | |
| Additional accounts payable | (2.7) | (3.8) | (3.0) | (5.3) | (9.7) | (4.8) | (4.8) | (4.8) | (4.8) | (3.9) | (3.9) | (3.9) | (3.9) | (3.9) | (4.8) | (4.8) | (4.8) | (4.8) | (4.8) | (4.8) | |
| Other | - | - | - | - | - | - | - | - | - | - | - | - | - | - | - | - | - | - | - | - | |
| Eligible Uses | \$ (80.1) | \$ (60.1) | \$ (82.6) | \$ (76.4) | \$ (65.0) | \$ (28.9) | \$ (50.0) | \$ (104.8) | \$ (59.9) | \$ (149.5) | \$ (46.2) | \$ (29.3) | \$ (39.0) | \$ (19.2) | \$ (47.5) | \$ (58.2) | \$ (102.2) | \$ (21.1) | \$ (58.7) | | |
| SEGREGATED ACCOUNT | | | | | | | | | | | | | | | | | | | | | |
| Beginning Balance | \$ 0.0 | \$ 0.0 | \$ 0.0 | \$ 0.0 | \$ 0.0 | \$ 149.1 | \$ 101.9 | \$ 51.9 | \$ - | \$ - | \$ - | \$ - | \$ - | \$ - | \$ - | \$ - | \$ - | \$ - | \$ - | \$ - | |
| Borrowings | - | - | - | - | - | - | - | - | - | - | - | - | - | - | - | - | - | - | - | - | |
| Interest Income | - | - | - | - | - | - | - | - | - | - | - | - | - | - | - | - | - | - | - | - | |
| Transfer to Operating Accounts | - | - | - | - | - | (18.3) | - | - | - | - | - | - | - | - | - | - | - | - | - | - | |
| Eligible Disbursements | - | - | - | - | - | (28.9) | (50.0) | (104.8) | (59.9) | (149.5) | (46.2) | (29.3) | (39.0) | (19.2) | (47.5) | (58.2) | (102.2) | (21.1) | (58.7) | (58.7) | |
| Ending Balance | \$ 0.0 | \$ 0.0 | \$ 0.0 | \$ 0.0 | \$ 149.1 | \$ 101.9 | \$ 51.9 | \$ - | \$ - | \$ - | \$ - | \$ - | \$ - | \$ - | \$ - | \$ - | \$ - | \$ - | \$ - | \$ - | |
| Eligible Use (Shortfall) | \$ - | \$ - | \$ - | \$ - | \$ - | \$ - | \$ - | \$ (52.9) | \$ (59.9) | \$ (149.5) | \$ (46.2) | \$ (29.3) | \$ (39.0) | \$ (19.2) | \$ (47.5) | \$ (58.2) | \$ (102.2) | \$ (21.1) | \$ (58.7) | | |
| LOANS OUTSTANDING | | | | | | | | | | | | | | | | | | | | | |
| Beginning Balance | \$ 150.9 | \$ 150.9 | \$ 150.9 | \$ 150.9 | \$ 150.9 | \$ 300.0 | \$ 300.0 | \$ 300.0 | \$ 285.5 | \$ 285.5 | \$ 285.5 | \$ 285.5 | \$ 285.5 | \$ 285.5 | \$ 265.6 | \$ 250.7 | \$ 245.7 | \$ 245.7 | \$ 242.6 | \$ 242.6 | |

Current Forecast vs June 29th Approved Budget

Cash Bridge as of July 27, 2018



- Ending cash balances includes Operating Accounts, Operating Reserve Fund and the Segregated Account
- “Customer collection” variance primarily due to an aggressive collections forecast that is not being realized
- “Emergency Related, net” variance due to timing of payments to restoration contractors (and the delay in related FEMA reimbursements) and the receipt of approximately \$131M related to FEMA reimbursements for Hurricane Maria fuel and operating expenses
- “Eligible Uses - Energy Purchases” variance primarily due to timing of payments to AES, EcoElectrica, Puma and renewable suppliers
- “Eligible Uses – Other” variance primarily due to lower maintenance spend and other accounts payable
- “Loan Activity” impacted primarily by the receipt of the Hurricane Maria fuel and operating expense reimbursement

PUERTO RICO ELECTRIC POWER AUTHORITY

Cash in bank and time deposit accounts

| Name | Account Number | Description | Notes | Date |
|---|----------------|--|---|--------------------------|
| | | | | 07/27/18 |
| Banco Popular | | Revenue Deposit Account | ZBA to Popular | - |
| Banco Popular | | Revenue Deposit Account (Credit Cards) | ZBA to Popular | - |
| Banco Popular | | Concentration Account | Active Concentration Account | 72,091,320.57 |
| Banco Popular | | Disbursement Account | Per Diem & Small Local Vendors | 441,179.06 |
| Banco Popular | | Revenue Deposit Account (Corp. Clients) | ZBA to Popular | - |
| Banco Popular | | Revenue Deposit Account (Gov't Clients) | ZBA to Popular | - |
| Banco Popular | | Concentration Account | Old Concentration Account | 162,119.41 |
| Banco Popular | | Revenue Deposit Account | ZBA to Popular | - |
| Banco Popular | | Project Guavate (related to mitigation work performed in Guavate; construction of underground lines) | Old FEMA Reimbursement Account | 2,490,266.00 |
| Oriental | | Concentration Account | Active Concentration Account | 23,928,065.44 |
| Oriental | | Deposit/Collateral Account | No balance | - |
| Oriental | | Revenue Deposit Account | ZBA to Oriental | - |
| Oriental | | Revenue Deposit Account - Lockbox | ZBA to Oriental | - |
| Banco Santander | | Revenue Deposit Account | Revenue Deposit Account and used for certain payments | 1,089,423.60 |
| Scotiabank | | Revenue Deposit Account | Manual Transfer to Popular or Citi | 11,385,645.57 |
| Firstbank | | Revenue Deposit Account | Manual Transfer to Popular or Citi | 2,744,356.43 |
| GDB | | PREPA Deposit Account at GDB | No longer used | - |
| GDB | | PREPA Deposit Account at GDB | No longer used | - |
| Citibank | | Disbursement Fuel Oil & Power Purchase | No longer used | - |
| Citibank | | Concentration Account | Active Concentration Account | 175,498,127.03 |
| Citibank | | Revenue Deposit Account | ZBA to Citi | - |
| Citibank | | CWL Segregated Account | CWL Segregated Account | 1,814.93 |
| Total General Fund and CWL Segregated Accounts | | | | \$ 289,832,318.04 |

| | | | | |
|----------------------------|--|-----------------|---|----------------------|
| Banco Popular | | Payroll Account | Disbursement account to pay PREPA payroll | 494,151.47 |
| Total Working Funds | | | | \$ 494,151.47 |

| | | | | |
|-----------------------------------|--|--------------|----------------------|---------------------|
| Citibank | | Disbursement | Debt Service Related | 13,114.62 |
| Total Revenue Fund Account | | | | \$ 13,114.62 |

| | | | | |
|--------------------------------------|--|------------------|------------|------------------------|
| Banco Popular | | FEMA EM PR Irma | FEMA Irma | 2,085,414.99 |
| Banco Popular | | FEMA DR PR Irma | FEMA Irma | 95,507.45 |
| Banco Popular | | FEMA DR PR Maria | FEMA Maria | 2,427,788.42 |
| Total Emergency Fund Accounts | | | | \$ 4,608,710.86 |

TOTAL CASH AND CASH EQUIVALENT

\$ 294,948,294.99

General Fund Accounts By Depository Institution

| | | | | |
|---|--|--|--|--------------------------|
| Banco Popular de Puerto Rico | | | | \$ 80,287,747.37 |
| Citibank N.A. | | | | 175,513,056.58 |
| Oriental Bank | | | | 23,928,065.44 |
| First Bank | | | | 2,744,356.43 |
| Banco Santander | | | | 1,089,423.60 |
| Scotia Bank | | | | 11,385,645.57 |
| Government Development Bank for Puerto Rico (GDB) | | | | - |
| | | | | \$ 294,948,294.99 |

| Name | Account Number | Description | Notes | 07/27/18 |
|---|----------------|--|--|-------------------------|
| Oriental | | Related to Via-Verde Project (connection of gas pipe, which is no longer being worked on) | Construction Fund Accounts | - |
| Citibank | | Remaining funds related 2013 Series Bond Issuance | Construction Fund Accounts | 1,291,653.86 |
| Banco Popular | | Funds used for project to rehabilitate San Juan generating unit | Construction Fund Accounts | 2,113,830.12 |
| GDB | | PREPA Deposit Account at GDB | Construction Fund Accounts | - |
| Citibank | | Special federal assignments to fund sponsored projects by the Environmental Quality Board ("JCA" in Spanish) | Construction Fund Accounts | 6,142,598.54 |
| Banco Popular | | Legacy accounts (consider for closure) | Construction Fund Accounts | 0.01 |
| Banco Popular | | 2016 A Bond - Used for specific projects identified at the time of bond issuance process | Construction Fund Accounts | 253,679.79 |
| Citibank | | 2016 D Bond - Used for specific projects identified at the time of bond issuance process | Construction Fund Accounts | 215,611.97 |
| Citibank | | PREPA Insurance | Insurance proceeds account related specifically to Hurricane Maria substation repair | 50,269,385.74 |
| Total Construction Fund Accounts | | | | \$ 60,286,760.03 |

| | | | | |
|-------------------------------------|--|---|------------------------|------------------------|
| Citibank | | Funds received from federal contributions or bond issuances used to finance the construction of infrastructure to provide electricity to rural areas in Puerto Rico | Investment Held By REA | 1,126,812.53 |
| Total Investment Held By REA | | | | \$ 1,126,812.53 |

| | | | | |
|---------------------------------------|--|--|--------------------------|-------------------------|
| Citibank | | Funds used to cover the cost of unusual or extraordinary maintenance or repairs, including major items of equipment as stipulated in the Trust Agreement | Reserve Maintenance Fund | 16,364,789.56 |
| Total Reserve Maintenance Fund | | | | \$ 16,364,789.56 |

| | | | | |
|------------------------------------|--|---------------------------------|---------------------------------|------------------------|
| Banco Popular | | Land Acquisition Project | Other Restricted Fund | 1,941,650.68 |
| Citibank | | PREPA Trust Investment Clearing | PREPA Trust Investment Clearing | 754.46 |
| Total Other Restricted Fund | | | | \$ 1,942,405.14 |

| | | | | |
|--------------------------------|--|----------------------|---|------------------------|
| Citibank | | One-time transaction | Invested funds regarding EcoElectrica transaction | 3,240,309.62 |
| Total PREPA Client Fund | | | | \$ 3,240,309.62 |

TOTAL CONSTRUCTION FUND AND OTHER

\$ 82,961,076.88



**Puerto Rico
Electric Power
Authority**

Puerto Rico Electric Power Authority

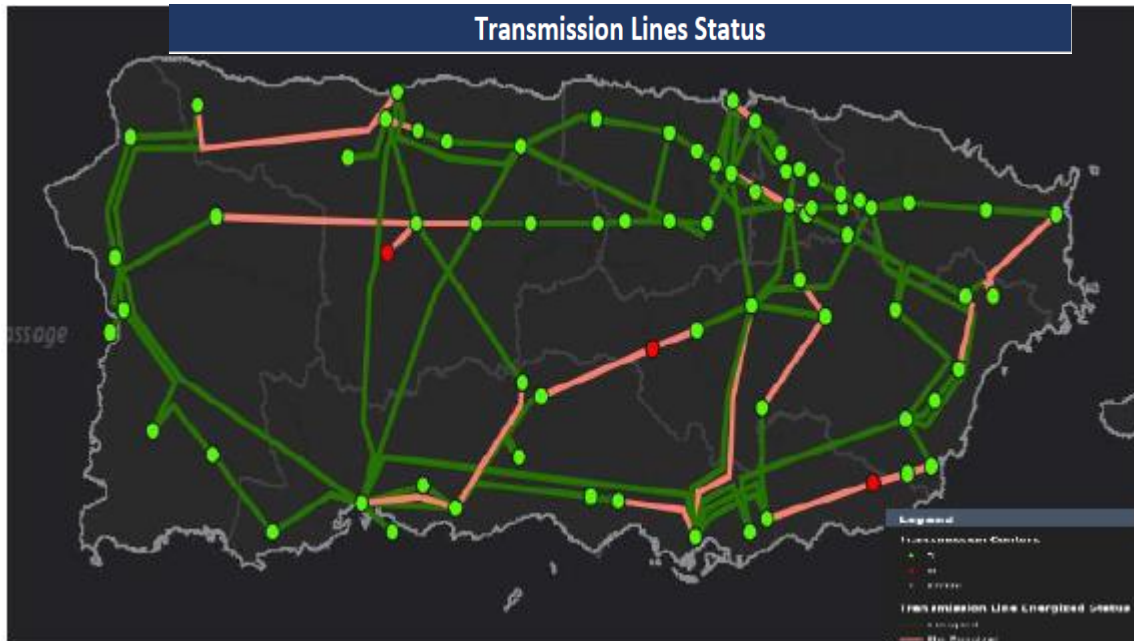
Grid Status Update

August 1, 2018

Transmission Restoration Progress Report – As of August 1, 2018

- Overall progress on transmission line restoration is 84%, calculated as completed line segments divided by total line segments. 230 kV line segments remaining:
 - Mora to Cambalache and Central 51000 line
- Progress on structure and component repair is 78%

| | |
|-----|--|
| 84% | OVERALL PROGRESS (As per completed Tasks) |
|-----|--|



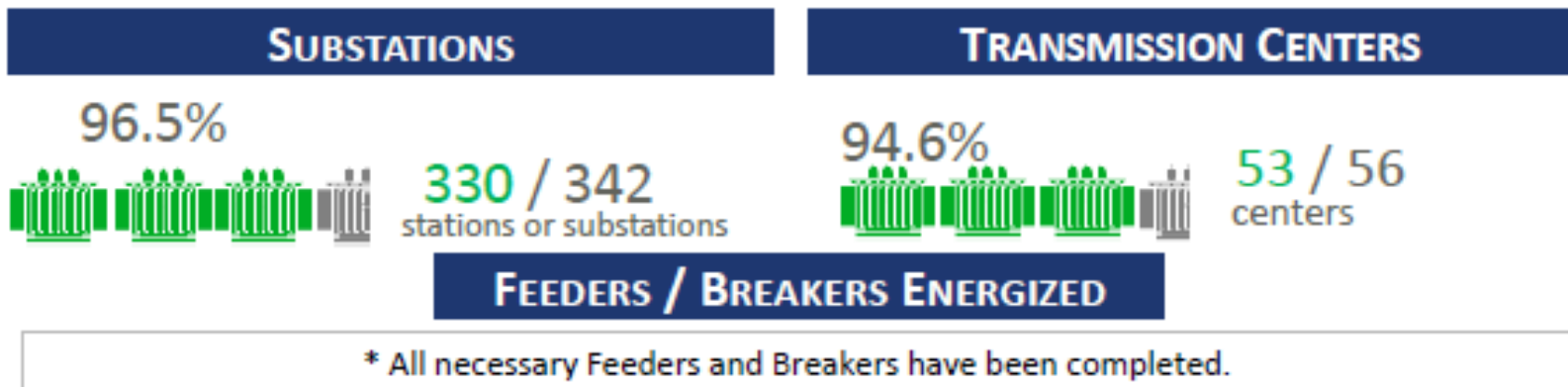
| TOTALS BY KV | | |
|---------------|--------------|-----------|
| (kV) | LINE SEGMENT | COMPLETED |
| 230 | 17 | 15 |
| 115 | 86 | 72 |
| Totals | 103 | 87 |

| TOTALS BY RESOURCE | | |
|--------------------|--------------|-----------|
| | LINE SEGMENT | COMPLETED |
| PREPA | 66 | 59 |
| WHITEFISH | 5 | 5 |
| COBRA | 16 | 10 |
| NYPA | 3 | 3 |
| Fluor/PIKE | 6 | 6 |
| Fluor/ARC | 1 | 1 |
| Fluor/MasTec | 0 | 0 |
| Fluor/SEC | 1 | 1 |
| USACE/PowerSecure | 2 | 2 |
| Pending-RFP | 3 | 0 |
| Totals | 103 | 87 |

| (kV) | STRUCTURES (Towers/Poles) | | DAMAGES (Conductors/Insulators) | | Overall |
|---------------|---------------------------|------------|---------------------------------|-------------|-----------------------|
| | DOWN | REPAIRED | DEFICIENCY | REPAIRED | Repairs/Restoration % |
| 230 | 107 | 106 | 404 | 365 | 92% |
| 115 | 650 | 457 | 843 | 637 | 73% |
| Totals | 757 | 563 | 1247 | 1002 | 78% |

Distribution Restoration Progress Report – As of August 1, 2018

- Current load is approximately 93% of comparable 2017 levels
- ~96% of the island's 342 substations and ~95% of the 56 transmission centers are energized
- Current estimate of distribution customers who have been energized is approximately 99+%
 - This estimate assumes that weatherheads (which are owned by and are the responsibility of the customer) on residences are fully repaired and that the customer is still using the residence—which is not the case for all properties
- Approximately 95% of the linkages between substation Communication Remote Units (CRUs) and the central customer billing system have been restored



**PREPA
Fossil Generation Status Report
1-Aug-18**

**Average Daily Peak Demand Over
Prior 7 Days (MW)**

2,423

| <u>Plant Name</u> | <u>Unit #</u> | <u>Summer Rating (MW)</u> | <u>Fuel</u> |
|-------------------------------|---------------|-----------------------------------|-------------|
| <u>Available Units</u> | | | |
| Eco Electrica | | 507 | NG |
| AES | | 454 | Coal |
| Aguirre | 1 | 450 | FO6 |
| Aguirre | 2 | 450 | FO6 |
| Costa Sur | 4 | 85 | FO6 |
| Costa Sur | 5 | 410 | NG/FO6 |
| Costa Sur | 6 | 410 | NG/FO6 |
| Palo Seco | 1 | 85 | FO6 |
| Palo Seco | 3 | 216 | FO6 |
| San Juan | 5 | 220 | FO2 |
| San Juan | 6 | 220 | FO2 |
| San Juan | 8 | 100 | FO6 |
| Mayaguez | GT1A | 28 | FO2 |
| Mayaguez | GT3A | 28 | FO2 |
| Mayaguez | GT4A | 28 | FO2 |
| Mayaguez | GT4B | 28 | FO2 |

Total Available Units

3,717

Suspended Operations due to Economics

| | | | |
|------------|-----|-----|-----|
| Aguirre | CC1 | 296 | FO2 |
| Aguirre | CC2 | 296 | FO2 |
| Cambalache | 2 | 83 | FO2 |
| Cambalache | 3 | 83 | FO2 |

Total Suspended Units

757

Units Out of Service

| | | | | |
|------------|------|-----|-----|---------------------------------------|
| Costa Sur | 3 | 85 | FO6 | |
| Palo Seco | 2 | 85 | FO6 | |
| Palo Seco | 4 | 216 | FO6 | Scheduled Outage until late September |
| San Juan | 7 | 100 | FO6 | Scheduled Outage until mid-August |
| San Juan | 9 | 100 | FO6 | Outage until mid-August |
| San Juan | 10 | 100 | FO6 | |
| Cambalache | 1 | 83 | FO2 | |
| Mayaguez | GT1B | 28 | FO2 | |
| Mayaguez | GT2A | 28 | FO2 | |
| Mayaguez | GT2B | 28 | FO2 | |
| Mayaguez | GT3B | 28 | FO2 | |

Total Units Out of Service

879

PREPA

Emergency Spend and Reimbursement Flash Report as of 7/27/18

\$ In millions

Printed: 8/1/2018 10:29

| Emergency Spend To Date | | | |
|-----------------------------|-----------------|-----------------|-------------------|
| Description | Paid | Unpaid (a) | Total |
| Whitefish | \$ 36.9 | \$ 105.5 | \$ 142.4 (b) |
| Cobra | 683.3 | 270.5 | 953.7 (c) |
| XGL | 26.3 | | 26.3 |
| PREPA Overtime | 116.1 | | 116.1 (d) |
| Local Contractors (Labor) | 5.6 | 12.6 | 18.2 |
| POs for Emergency Materials | | 54.4 | 54.4 (e) |
| Environics | 0.4 | 1.4 | 1.8 |
| Other Outstanding Payables | TBD | TBD | TBD |
| Total | \$ 868.6 | \$ 444.3 | \$ 1,312.9 |

Notes:

- (a) Estimated and subject to change.
- (b) Based on project worksheet submitted to the GAR on 6/29/18.
- (c) Based on invoice values provided by Cobra as of 7/27/18.
- (d) Includes amounts from payroll for overtime for the period 9/10/17 through 7/14/18.
- (e) Represents value of purchase orders issued for emergency materials issued between 9/19/17 and 12/18/17.

Submitted Project Worksheets Summary

| Description | Amount | Obligated by FEMA | Funds Received by PREPA | Funds Transferred | Funds Remaining |
|---|-------------------|-------------------|-------------------------|--------------------------------|----------------------------|
| | | | | to PREPA Operating Account (a) | in PREPA Emergency Account |
| PREPA Force Account - Irma | \$ 9.6 | \$ 9.6 | \$ 7.2 | \$ 5.2 | \$ 2.0 |
| PREPA Force Account - Irma (Customer Service) | 2.6 | - | - | - | - |
| Peaking Units - Irma | 7.1 | 7.1 | - | - | - |
| Local Contractors - Irma | 0.2 | 0.2 | 0.1 | - | 0.1 |
| PREPA Force Account - Maria | 45.0 | 45.0 | 45.0 | 42.8 | 2.2 |
| Cobra Original Contract | 200.0 | 200.0 | 200.0 | 200.0 | - |
| Cobra Amendments - #4, #5 | 745.4 | 745.4 | 400.0 | 399.9 | 0.1 (b) |
| Insured Assets | 25.0 | - | - | - | - (c) |
| Purchase Equipment | 10.3 | - | - | - | - |
| XGL | 7.9 | 7.9 | - | - | - (d) |
| Mutual Aid Parties | 425.0 | - | - | - | - (e) |
| Local Contractors - Maria | 4.2 | 0.3 | - | - | - (f) |
| Environics | 0.4 | 0.4 | 0.2 | 0.2 | 0.0 |
| Peaking Units - Maria | 142.0 | 130.9 | 130.9 | 130.9 | - (g) |
| Cidra Excavation | 0.1 | 0.1 | 0.1 | - | 0.1 |
| PREPA NET | 0.0 | - | - | - | - |
| RFP - Grid Hardening | 750.0 | - | - | - | - (h) |
| Transient Recorders | 0.6 | - | - | - | - |
| Vieques and Culebra T&D | 172.4 | - | - | - | - |
| Del Valle Contract (Guajataca Dam Project) | 10.4 | 10.4 | - | - | - |
| Total | \$ 2,558.2 | \$ 1,157.4 | \$ 783.5 | \$ 779.0 | \$ 4.6 |

Notes:

- (a) Transfers to PREPA Operating Account cumulative through 7/27/18.
- (b) FEMA has obligated \$745.4M and funded \$400M to PREPA through 6/19/2018. PW is officially in Emmie for \$745.4M.
- (c) Amount represents insurance deductible. PW has now been separated into 7 PWs.
- (d) Amount paid to XGL less invoices referencing Whitefish. FEMA reduced amount from \$11.7M to \$7.9M in the PW.
- (e) Total of 31 PWs for an amount of \$423.2M submitted to FEMA for review. One PW included represents MOU Insurance for an amount of \$1.8M.
- (f) First version of local contractors PW submitted to FEMA on 3/15/18.
- (g) PW has been versioned to include Peaking Unit use from March through May 2018 for an additional amount of \$11.1M.
- (h) FEMA repurposed \$650M into restoration.

In Process Project Worksheets Summary

| Description | Count | Amount | Comments |
|--|-----------|-----------------|----------|
| Local Contractors | 42 | \$ 12.6 | (a) |
| PREPA Distribution | 26 | TBD | |
| PREPA Transmission | 1 | TBD | (b) |
| Whitefish | 1 | 142.4 | |
| Direct Administrative Costs | 1 | TBD | |
| Microgrid Management | 1 | TBD | |
| Circuit Breakers | 1 | TBD | |
| PREPA Force Account - Maria (Customer Service) | 1 | TBD | |
| RFP - Foreman | 1 | TBD | |
| Total | 75 | \$ 155.0 | |

Notes:

- (a) Amount represents local contractors which have been identified as of 7/27/18.
- (b) Approach for PREPA Transmission changed from one PW per line to one PW for all of Transmission.