



Puerto Rico Department of Treasury

Treasury Single Account ("TSA") FY 2020 Cash Flow

As of December 20, 2019

Disclaimer

- The Puerto Rico Fiscal Agency and Financial Advisory Authority (“AAFAF”), the Government of Puerto Rico (the “Government”), and each of their respective officers, directors, employees, agents, attorneys, advisors, members, partners or affiliates (collectively, with AAFAF and the Government the “Parties”) make no representation or warranty, express or implied, to any third party with respect to the information contained herein and all Parties expressly disclaim any such representations or warranties.
- The Parties do not owe or accept any duty or responsibility to any reader or recipient of this presentation, whether in contract or tort, and shall not be liable for or in respect of any loss, damage (including without limitation consequential damages or lost profits) or expense of whatsoever nature of such third party that may be caused by, or alleged to be caused by, the use of this presentation or that is otherwise consequent upon the gaining of access to this document by such third party.
- This document does not constitute an audit conducted in accordance with generally accepted auditing standards, an examination of internal controls or other attestation or review services in accordance with standards established by the American Institute of Certified Public Accountants or any other organization. Nor does this document constitute an audit of compliance with any other federal law, rule, or regulation. Accordingly, the Parties do not express an opinion or any other form of assurance on the financial statements or any financial or other information or the internal controls of the Government and the information contained herein.
- Any statements and assumptions contained in this document, whether forward-looking or historical, are not guarantees of future performance and involve certain risks, uncertainties, estimates and other assumptions made in this document. The economic and financial condition of the Government and its instrumentalities is affected by various financial, social, economic, environmental and political factors. These factors can be very complex, may vary from one fiscal year to the next and are frequently the result of actions taken or not taken, not only by the Government and its agencies and instrumentalities, but also by entities such as the government of the United States. Because of the uncertainty and unpredictability of these factors, their impact cannot be included in the assumptions contained in this document. Future events and actual results may differ materially from any estimates, projections, or statements contained herein. Nothing in this document should be considered as an express or implied commitment to do or take, or to refrain from taking, any action by AAFAF, the Government, or any government instrumentality in the Government or an admission of any fact or future event. Nothing in this document shall be considered a solicitation, recommendation or advice to any person to participate, pursue or support a particular course of action or transaction, to purchase or sell any security, or to make any investment decision.
- By receiving this document, the recipient shall be deemed to have acknowledged and agreed to the terms of these limitations.
- This document may contain capitalized terms that are not defined herein, or may contain terms that are discussed in other documents or that are commonly understood. You should make no assumptions about the meaning of capitalized terms that are not defined, and you should consult with advisors of AAFAF should clarification be required.

Glossary

Term	Definition
ACAA	- Automobile Accident Compensation Administration, or Administración de Compensaciones por Accidentes de Automoviles, is a component unit of the Commonwealth of Puerto Rico.
Act 154	- Act 154 means Act No. 154-2010, which, inter alia, imposes a temporary excise tax on the acquisition by multinationals of certain property manufactured or produced in whole or in part in Puerto Rico and on the acquisition of certain manufacturing services carried out in Puerto Rico. The Act 154 temporary excise tax expires on December 31, 2027.
AFI / PRIFA	- Infrastructure Financing Authority.
Agency Collections	- Collections made by central government agencies at collection posts for services rendered by the agencies as well as fees, licenses, permits, fines and others.
ASC	- Compulsory Liability Insurance, private insurance company.
ASES	- Puerto Rico Health Insurance Administration, a public corporation and component unit of the Commonwealth of Puerto Rico.
BBA	- BBA refers to the Bipartisan Budget Act of 2018 passed by the United States Congress on 2/9/2018. The BBA includes provisions for additional disaster relief funding for Puerto Rico in addition to incremental federal funds to support Puerto Rico's public health care costs (Medicaid funding) for two years.
CINE	- Puerto Rico Cinema Fund, a recipient of certain assigned sales and use tax revenues.
COFINA	- Puerto Rico Sales Tax Financing Corporation.
DTPR	- Department of the Treasury of Puerto Rico.
DTPR Collection System	- This is the software system that DTPR uses for collections.
FAM	- Municipal Fund Administration, a recipient of certain assigned sales and use tax revenues.
General Collections	- All Gross tax collections received and deposited into the TSA from all Hacienda Collection Posts and/or through the Hacienda Colecturia Virtual (online).
General Fund	- General Fund (Operating Fund) means the Commonwealth principal operating fund; disbursements from such fund are generally approved through the Commonwealth's annual budgeting process.
HTA	- Puerto Rico Highways and Transportation Authority, a public corporation and a component unit of the Commonwealth of Puerto Rico.
JRS	- Judiciary Retirement System means the Retirement System for the Judiciary of the Commonwealth of Puerto Rico, a statutory trust created to provide pension and other benefits to retired judges of the Judiciary Branch of the Commonwealth. JRS is a fiduciary fund of the Commonwealth of Puerto Rico for purposes of the Commonwealth's financial statements.
Liquidity Plan (LP)	- The Liquidity Plan is the translation of the Certified Fiscal Plan ("CFP") and Certified Budget ("Budget") into a cash flow projection. The TSA Liquidity Plan encompasses all cash flow activity within the TSA. Certain cash flow activity is contemplated in the CFP and Budget, but occurs outside the TSA. Cash flow bridges from the TSA to the CFP and Budget have been included to facilitate comparison.
Net Payroll	- Net payroll is equal to gross payroll less tax withholdings and other deductions.
NAP	- NAP, or the Nutrition Assistance Program, also known as PAN, or Programa de Asistencia Nutricional is a federal assistance nutritional program provided by the United States Department of Agriculture (USDA) solely to Puerto Rico.
Pension PayGo	- Pension PayGo - Puerto Rico pension system that is funded through a pay-as-you-go system. Retirement benefits expenses of government employers are paid by the central government and reimbursed by the employers, with such funds received by the TSA.
PREPA	- Puerto Rico Electric Power Authority, a public corporation and a component unit of the Commonwealth of Puerto Rico.
PRHA	- Puerto Rico Housing Authority, a public corporation and a component unit of the Commonwealth of Puerto Rico.
PSTBA	- The PSTBA is an amount established under Act 91-2006, as amended, and the Sales Tax Revenue Bond Resolution, as amended and restated on June 10, 2009 (the "Bond Resolution"), that currently must be received by COFINA from 5.5% of the SUT before the Commonwealth can receive any of the other 5.5% SUT.
Public Corporation	- Public corporations are governmental authorities with autonomous structure separate from the central government administration and with independent treasury functions.
Retained Revenues	- Revenues conditionally assigned to certain public corporations and the collections of those revenues are through accounts referred to as "pass through" accounts. The largest of these pass-through accounts consist of (i) AACA auto insurance, (ii) AFI/RBC petroleum tax, (iii) ASC personal injury insurance, (iv) HTA toll revenues.
SIFC	- State Insurance Fund Corporation, a public corporation and a component unit of the Commonwealth of Puerto Rico.
Special Revenue Funds	- Commonwealth governmental funds separate from the General Fund that are created by law, are not subject to annual appropriation and have specific uses established by their respective enabling legislation. Special Revenue Funds are funded from, among other things, revenues from federal programs, tax revenues assigned by law to public corporations and other third parties, fees and charges for services by agencies, dividends from public corporations and financing proceeds.
SURI	- Sistema Unificada de Rentas Internas is the new digital tool of the Department of the Treasury that will allow integration and streamlining of the administration of taxes and revenues and eliminate the complexity of the current systems for the benefit of the Treasury and the taxpayers.
TSA	- Treasury Single Account, the Commonwealth's main operational bank account (concentration account) in which a majority of receipts from Governmental funds are deposited and from which most expenses are disbursed. TSA receipts include tax collections, charges for services, intergovernmental collections, the proceeds of short and long-term debt issuances and amounts held in custody by the Secretary of the Treasury for the benefit of the Commonwealth's fiduciary funds. Only a portion of the revenues received by the TSA is included in the annual General Fund budget presented to the Puerto Rico Legislative Assembly for approval. Other revenues are separately assigned by law to certain agencies or public corporations but still flow through the TSA.

Introduction

- Enclosed is the weekly Treasury Single Account ("TSA") cash flow report and supporting schedules with weekly YTD FY2020 actual results compared to the FY2020 Liquidity Plan and FY2019 actual results.
- TSA is the Commonwealth's main operational bank account (concentration account) in which a majority of receipts from Governmental funds are deposited and from which most expenses are disbursed.
- Receipts in the TSA include tax collections (including revenues assigned to certain public corporations and pledged for the payment of their debt service), charges for services, intergovernmental collections (such as reimbursements from Federal assistance grants), the proceeds of short and long-term debt issuances held in custody by the Secretary of Treasury for the benefit of the Government fiduciary funds, and other receipts. Only a portion of the revenues received by the TSA is included in the annual General Fund budget presented to the Puerto Rico Legislative Assembly for approval. Other revenues are separately assigned by law to certain agencies or public corporations but still flow through the TSA.
- Disbursements from the TSA include payroll and related costs, vendor and operational disbursements (including those reimbursed by Federal assistance grants and funded from Special Revenue Funds), welfare expenditures, capital outlays, debt service payments, required budgetary formulas and appropriation payments, pass-through payments of pledged revenues to certain public corporations, tax refunds, payments of current pension benefits and other disbursements.
- Federal funds related to disaster relief for hurricanes Irma and Maria are deposited in a separate bank account overseen by the Government Authorized Representative ("GAR"). Funds may be transferred to the TSA either: (i) after admissible disbursements (per approved Project Worksheets) have been made or (ii) once supporting documentation for an accrual or related expense are provided to and approved by FEMA. Therefore, FEMA funding may also be received in advance of actual cash disbursement, as payments to vendors may occur subsequent to when the corresponding services are rendered / expenses are recorded.
- Data limitations and commentary:

The government has focused on cash transaction information for which access to reliable, timely, and detailed data is readily available. The government continues to work with DTPR and other parties to access additional reliable data that would help to provide additional detail in the future.

Puerto Rico Department of Treasury | AAFAF

Executive Summary - TSA Cash Flow Actual Results

(figures in Millions)

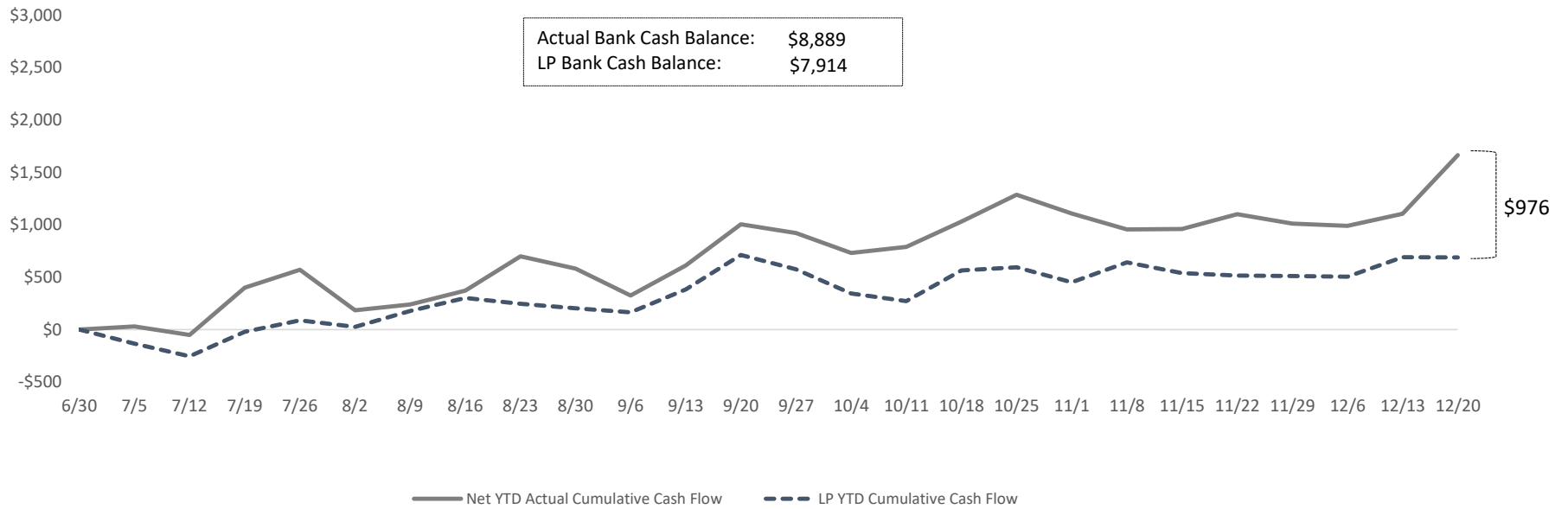
\$8,889	\$558	\$561	\$1,664	\$976
Bank Cash Position	Weekly Cash Flow	Weekly Variance	YTD Net Cash Flow	YTD Net Cash Flow Variance

Bridge from Liquidity Plan projected cash balance and actual ending cash balance as of December 20, 2019

Cash Flow line item	Variance Bridge (\$M)	Comments
Liquidity Plan Projected Cash Balance, 12/20/2019	\$ 7,914	<p>1. The positive YTD State Collections variance is primarily due to a one-time corporate income tax charges related to M&A activity. However, this outperformance is partially offset by lower General Fund collections across various other revenue concepts. Refer to pages 10 & 11 for additional detail.</p> <p>2. Medicaid Net FF Cash flow Variance (FF inflows variance less FF outflows variance) is due to timing of distribution relating to funds received this week and subsequently disbursed in the following week.</p> <p>3. YTD state funded vendor disbursements variance against LP is mainly due to timing and is expected to reverse in the subsequent weeks.</p> <p>4. The favorable variance in General Fund appropriations is due to DTPR temporarily withholding the ASES December GF appropriation (\$76M). ASES currently has adequate cash on-hand to cover immediate and near-term expenses and DTPR may resume General Fund transfers as needed in later months.</p> <p>5. Includes FF Vendor Disbursements, Payroll, & Other Net Cash Flow Variance, mainly driven by temporary variances between the projected flow of federal funds and the actual cash receipt and disbursement for various federal programs. This variance is expected to reverse by the end of the month.</p>
1 State Collections	436	
2 Medicaid Net FF Cash Flow Variance	175	
3 GF Vendor Disbursements	166	
4 GF Appropriations	74	
5 All Other	126	
Bank Cash Position	<u>\$ 8,889</u>	

Puerto Rico Department of Treasury | AAFAF
YTD TSA Cash Flow Summary - Actual vs LP

TSA Cumulative YTD Net Cash Flow (\$M)



YTD Actuals vs. Liquidity Plan

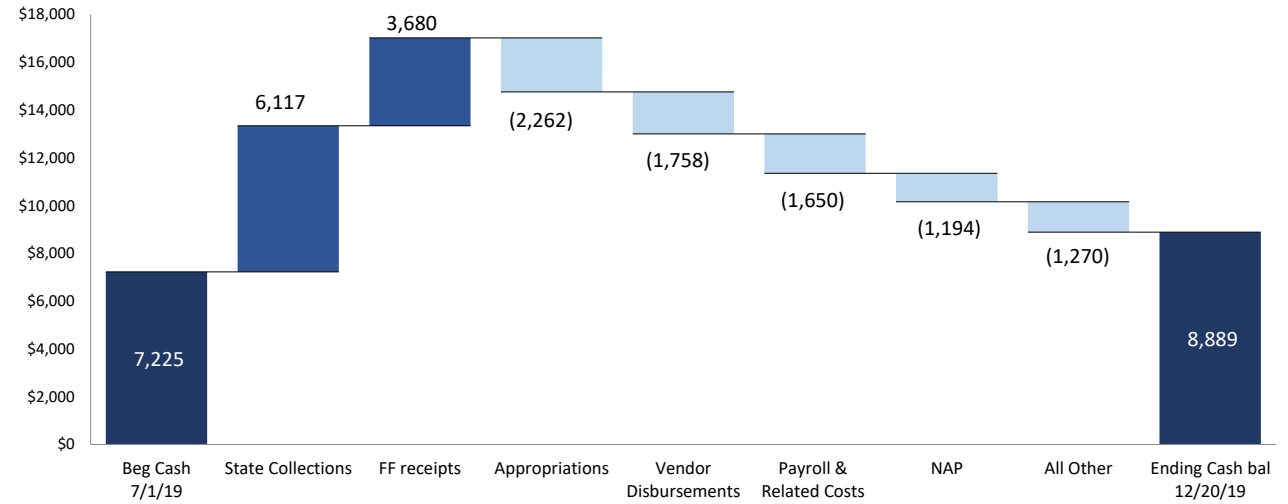
YTD net cash flow is \$1,664M and cash flow variance to the Liquidity Plan is +\$976M. The cash build in FY20 is largely due to strong General Fund collections, particularly Corporate Income tax and Federal Funds Variance.

Puerto Rico Department of Treasury | AAFAF
YTD Cash Flow Summary - TSA Cash Flow Actual Results

Net Cash Flow - YTD Actuals

- 1.) State fund cash flows account for the majority of the cash build with the primary positive drivers being strong General Fund collections and on-budget spending. Federal Fund inflows of \$3,680M represent 37% of YTD inflows, but are largely offset by Federal Fund disbursements, with YTD net surplus of \$281M.

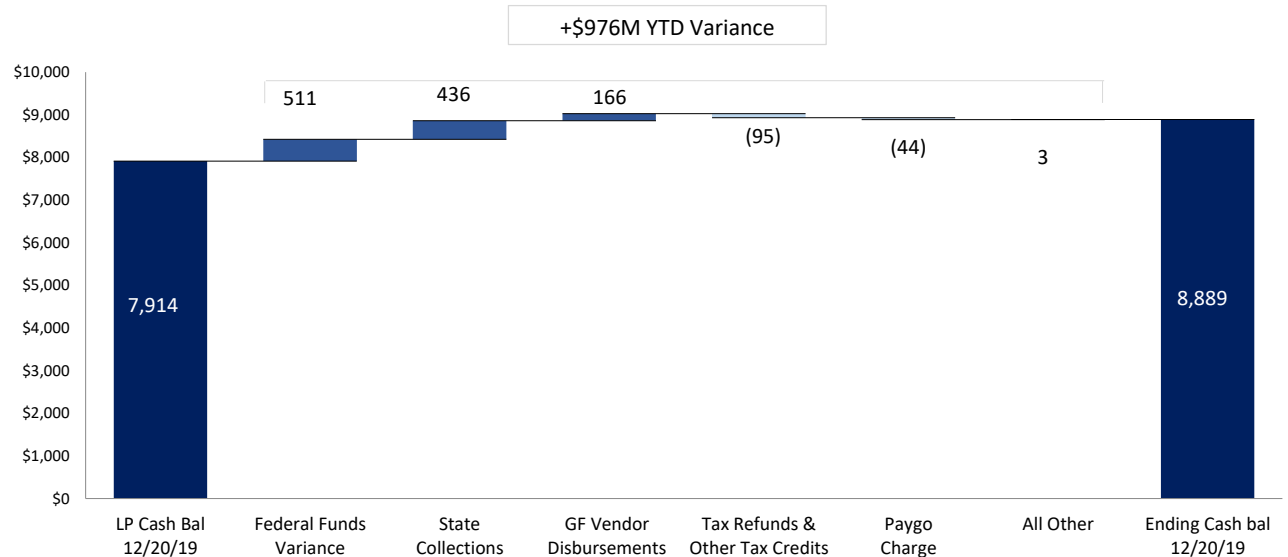
TSA YTD Cash Flow Actuals: Key Cash Flow Concepts (\$M)



Net Cash Flow YTD Variance - LP vs. Actual

- 1.) The largest YTD variance driver is Federal Funds, which is mainly driven by temporary variances between the projected flow of federal funds and the actual cash receipt and disbursement for various federal programs. The second largest driver is State Collections, which primarily consist of General Fund revenues. Corporate income tax revenue was the largest contributor to the out-performance. Cash receipts are still not fully allocated to specific revenue concepts due to ongoing SURI implementation.

TSA YTD Top Cash Flow Variances (\$M)



Puerto Rico Department of Treasury | AAFAF

TSA Cash Flow Actual Results for the Week Ended December 20, 2019

		FY20 Actual	FY20 LP	Variance	FY20 Actual	FY20 LP	FY19 Actual	Variance
		12/20	12/20	12/20	YTD	YTD	YTD (a)	YTD FY20 vs LP
<i>(figures in Millions)</i>								
State Collections								
1	General fund collections (b)	\$385	\$216	\$169	\$5,134	\$4,650	\$4,367	\$484
2	Non-General fund pass-through collections (c)	23	17	6	601	597	\$429	4
3	Other special revenue fund collection	8	17	(9)	219	248	\$257	(29)
4	Other state collections (d)	5	1	4	163	187	\$218	(24)
5	Subtotal - State collections	\$421	\$250	\$171	\$6,117	\$5,682	\$5,272	\$436
Federal Fund Receipts								
6	Medicaid	221	0	221	1,322	1,089	\$1,377	233
7	Nutrition Assistance Program	40	-	40	1,198	979	\$1,591	220
8	Disaster Related	-	19	(19)	233	414	\$539	(181)
9	Employee Retention Credits (ERC)	-	-	-	25	50	\$365	(25)
10	Vendor Disbursements, Payroll, & Other	86	-	86	901	686	793	215
11	Subtotal - Federal Fund receipts	\$347	\$19	\$328	\$3,680	\$3,218	\$4,665	\$461
Balance Sheet Related								
12	Paygo charge	2	13	(11)	249	294	169	(44)
13	Public corporation loan repayment	-	-	-	-	-	153	-
14	Other	-	-	-	-	-	-	-
15	Subtotal - Other Inflows	\$2	\$13	(\$11)	\$249	\$294	\$322	(\$44)
16	Total Inflows	\$770	\$283	\$487	\$10,047	\$9,194	\$10,259	\$853
Payroll and Related Costs (e)								
17	General Fund	(33)	(83)	50	(1,327)	(1,295)	(1,258)	(32)
18	Federal Fund	(0)	(13)	13	(254)	(269)	(255)	15
19	Other State Funds	(3)	(3)	1	(69)	(54)	(80)	(14)
20	Subtotal - Payroll and Related Costs	(\$35)	(\$99)	\$64	(\$1,650)	(\$1,618)	(\$1,593)	(\$31)
Vendor Disbursements (f)								
21	General fund	(16)	(41)	25	(600)	(766)	(723)	166
22	Federal fund	(27)	(69)	41	(807)	(1,122)	(1,160)	315
23	Other State fund	(21)	(16)	(5)	(351)	(296)	(289)	(55)
24	Subtotal - Vendor Disbursements	(\$64)	(\$125)	\$61	(\$1,758)	(\$2,183)	(\$2,173)	\$426
Appropriations								
25	General Fund	(1)	-	(1)	(1,008)	(1,082)	(778)	74
26	Federal Fund	(27)	-	(27)	(1,119)	(1,061)	(1,261)	(59)
27	Other State Fund	-	(4)	4	(134)	(176)	(215)	42
28	Subtotal - Appropriations - All Funds	(\$28)	(\$4)	(\$24)	(\$2,262)	(\$2,319)	(\$2,253)	\$57
Other Disbursements - All Funds								
29	Pension Benefits	(7)	(4)	(3)	(1,172)	(1,204)	(1,128)	32
30	Tax Refunds and Other Tax Credits	(5)	(0)	(5)	(133)	(38)	(196)	(95)
31	Employee Retention Credits (ERC)	-	-	-	(25)	(50)	(365)	25
31	Nutrition Assistance Program	(57)	(50)	(7)	(1,194)	(947)	(1,512)	(247)
32	Title III Costs	(3)	(2)	(1)	(86)	(63)	(100)	(24)
33	FEMA Cost Share	-	-	-	(34)	(34)	(137)	0
34	Other Disbursements	(13)	(1)	(12)	(70)	(50)	(86)	(20)
35	Cash Reserve	-	-	-	-	-	-	-
36	Loans and Tax Revenue Anticipation Notes	-	-	-	-	-	-	-
37	Subtotal - Other Disbursements - All Funds	(\$85)	(\$57)	(\$27)	(\$2,713)	(\$2,385)	(\$3,525)	(\$328)
38	Total Outflows	(\$212)	(\$285)	\$73	(\$8,383)	(\$8,506)	(\$9,543)	\$123
39	Net Operating Cash Flow	\$558	(\$2)	\$561	\$1,664	\$688	\$716	\$976
40	Bank Cash Position, Beginning (h)	8,331	7,916	415	7,225	7,225	3,098	(0)
41	Bank Cash Position, Ending (h)	\$8,889	\$7,914	\$976	\$8,889	\$7,914	\$3,814	\$976

Note: Refer to the next page for footnote reference descriptions.

Puerto Rico Department of Treasury | AAFAF
FY20 TSA Cash Flow Actual Results - Footnotes

Footnotes:

- (a) Represents FY2019 actual results through December 21, 2018
- (b) Represents gross tax collections received and deposited from all Hacienda Collection Posts, through the Hacienda Colecturia Virtual (online) and/or SURI. Additionally, as of the date of this report, the "General Fund Collections" line item includes unreconciled collections due to DTPR transition to collecting various gross tax receipts through the new SURI system. The transition from the Hacienda Colecturia collections system to SURI is ongoing and as such, revenue concept detail for the general tax SURI collections is not available at this time for the portion of collections received by the new general tax SURI account. This resulted in timing-related unreconciled gross collections which will be retroactively allocated to "General Collections" as appropriate once this information becomes available.
- (c) These revenues are collected by DTPR and immediately appropriated.
- (d) Inflows related to the State Insurance Fund, the Department of Labor and Human Resources, the Commissioner of Financial Institutions, interest earned on TSA bank accounts and others. As of the date this report the TSA has received \$58M in interest income in FY20 from earnings on the TSA cash balance.
- (e) Represents total gross payroll. Gross payroll includes net payroll disbursed to government employees, cash transfers to the Police Department for payroll costs, and other payroll related costs (employee withholdings, social security, insurance, and other deductions).
- (f) Includes payments to third-party vendors as well as intergovernmental payments to agencies with separate Treasuries.
- (g) Includes Federally Funded Employee Retention Credits.
- (h) Excludes BPPR Clawback Accounts (for clawback revenues prior to June 2016) of \$147M.

Puerto Rico Department of Treasury | AAFAF
General Fund Collections Summary

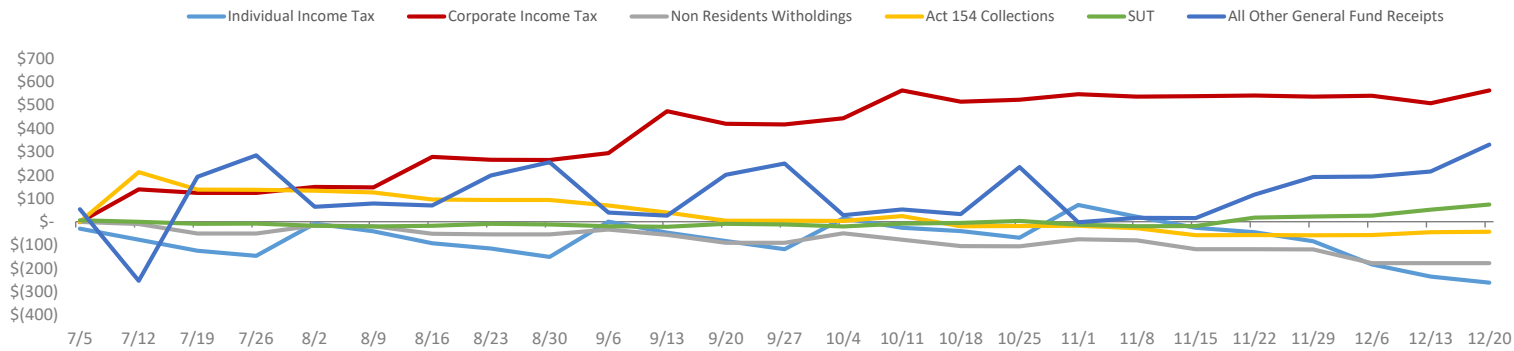
Key Takeaways / Notes

- 1.) GF Collections outperformance is mainly driven by corporate income tax collections. A portion of the outperformance can be attributed to a one-time tax payment related to M&A activity in the first quarter of the fiscal year. Due to the on-going transition of various gross tax collections from Hacienda Colecturia to SURI, revenue concept detail for November general tax SURI collections is not available at this time. Other General Fund revenue includes receipts that have not been allocated to other concepts yet with a YTD balance of \$422M. This will be retroactively allocated once information becomes available.

General Fund Collections Year to Date: Actual vs. Forecast (\$M)

	Actual (a) YTD 12/20	LP YTD 12/20	Var \$ YTD 12/20	Var % YTD 12/20
General Fund Collections				
Corporations	\$ 1,601	\$ 1,038	\$ 563	54%
Individuals	867	1,129	(261)	-23%
Act 154	832	875	(43)	-5%
Non Residents Withholdings	132	310	(178)	-57%
Motor Vehicles	145	220	(76)	-34%
Rum Tax (b)	154	145	10	7%
Alcoholic Beverages	88	134	(46)	-35%
Cigarettes	25	76	(51)	-67%
Other General Fund	640	146	494	338%
Total (c)	\$4,485	\$4,074	\$411	10%
SUT Collections (d)	649	576	74	13%
Total General Fund Collections	\$ 5,134	\$ 4,650	\$ 484	10%

YTD General Fund Receipts Cumulative Variance Liquidity Plan vs. Actual Cumulative Variance by Category (\$M)



Footnotes:

- (a) General Fund gross cash receipts by concept are approximated using net General Fund revenues adjusted for recurring monthly gross-ups and other adjustments.
- (b) This amount includes Rum tax moratorium revenues.
- (c) Receipts in collections accounts occur approximately two business days prior to being deposited into the TSA.
- (d) SUT collections excludes PSTBA, FAM & CINE, and only includes the amounts deposited into the TSA for General Fund use.

Puerto Rico Department of Treasury | AAFAF

Non-General Fund Pass-Through Collections Summary (a)

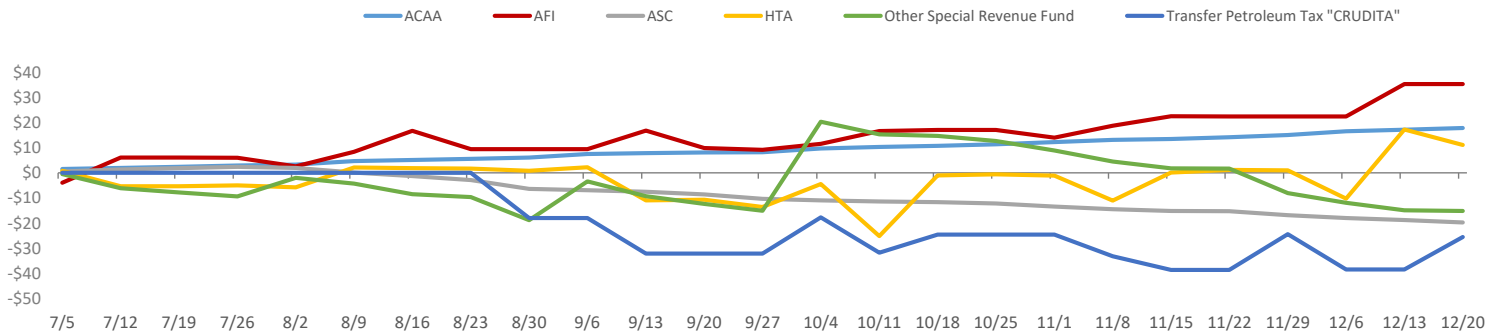
Key Takeaways / Notes

- 1.) Total revenues are generally consistent with forecast, but there are offsetting variances within the variance line items that, at this point, are expected to be timing variances.

Non-GF Pass-through Collections Year to Date: Actual vs. Forecast (\$M)

	Actual YTD 12/20	LP YTD 12/20	Var \$ YTD 12/20	Var % YTD 12/20
Non-GF pass-throughs				
HTA	\$ 283	\$ 272	\$ 11	4%
Gasoline Taxes	72	84	(12)	-14%
Gas Oil and Diesel Taxes	9	10	(2)	-16%
Vehicle License Fees (\$15 portion)	16	11	5	48%
Petroleum Tax	120	103	16	16%
Vehicle License Fees (\$25 portion)	38	54	(17)	-30%
Other	29	9	20	232%
Cigarettes (b)	23	33	(10)	-31%
Corporations (c)	34	25	10	39%
Non Residents Withholdings (c)	4	7	(3)	-49%
Transfer Petroleum Tax "CRUDITA"	59	84	(26)	-30%
Crudita to PRIFA (clawback)	73	38	35	94%
Electronic Lottery	29	11	19	179%
ASC	16	36	(20)	-56%
ACAA	38	20	18	89%
Other Special Revenue Fund	43	72	(30)	-41%
Total Non-GF Collections	\$ 601	\$ 597	\$ 4	1%

YTD Non-General Fund Receipts Cumulative Variance Liquidity Plan vs. Actual Cumulative Variance by Category (\$M)



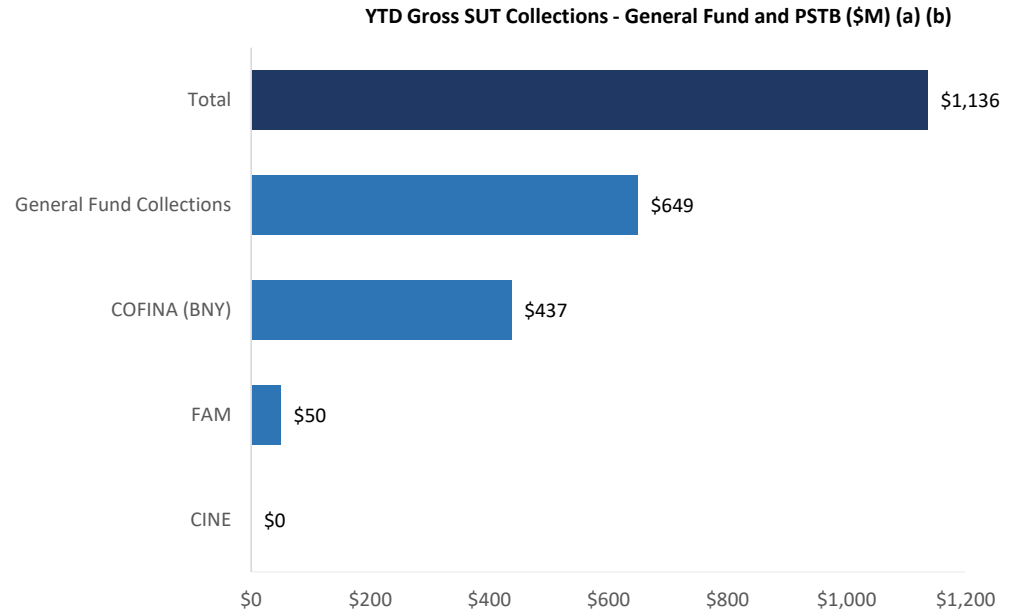
Footnotes

- (a) These amounts are collected by DTPR and immediately appropriated as set forth in the table on this page.
- (b) Relates to cigarette tax collections that are subsequently passed through to PRITA, HTA, PRMBA and other.
- (c) Relates to income tax reserves that are subsequently passed through to PRIDCO.
- (d) Rum tax moratorium revenues are included in the General Fund Collections on the preceding page.

Puerto Rico Department of Treasury | AAFAF
Sales and Use Tax Collections Summary

Key Takeaways / Notes

- 1.) The proceeds from the Puerto Rico 10.5% SUT rate are allocated as follows: Of the 10.5%, 5.5% is deposited into a COFINA BNY Mellon account until the PSTBA cap is reached, and 4.5% is deposited into the General Fund. The remaining 0.5% is remitted to FAM. The PSTBA cap for FY20 is \$437 million and was met during the week ending November 22, 2019. As such, the full 10% will now be deposited into the General Fund for the rest of FY2020.



Footnotes

- (a) This schedule reflects gross cash activity and is subject to revision based on periodic reconciliations and accounting adjustments.
- (b) As of December 20, 2019 there is \$195M in SUT collected pending verification and allocation. The verification process includes matching receipts with the appropriate returns and reconciling government account information. Once this process is complete, SUT funds are distributed in accordance with the COFINA Plan of Adjustment based on the ownership of funds and otherwise based on the limits on distributions established therein.

Puerto Rico Department of Treasury | AAFAF
Federal Funds Net Cash Flow Summary (a)

Key Takeaways / Notes

- 1.) Receipts for the Nutritional Assistance Program (NAP) and Medicaid (ASES Pass-through) are received in advance of the subsequent pass through disbursements. Federal Funds received for Payroll and Vendor Payments are typically reimbursed following disbursement. Disasted Related Federal Funds are received once supporting documentation for an accrual or related expense are provided to and approved by FEMA. Currently, there may be temporary surplus / (deficit) due timing differences relating to prior year carryover.

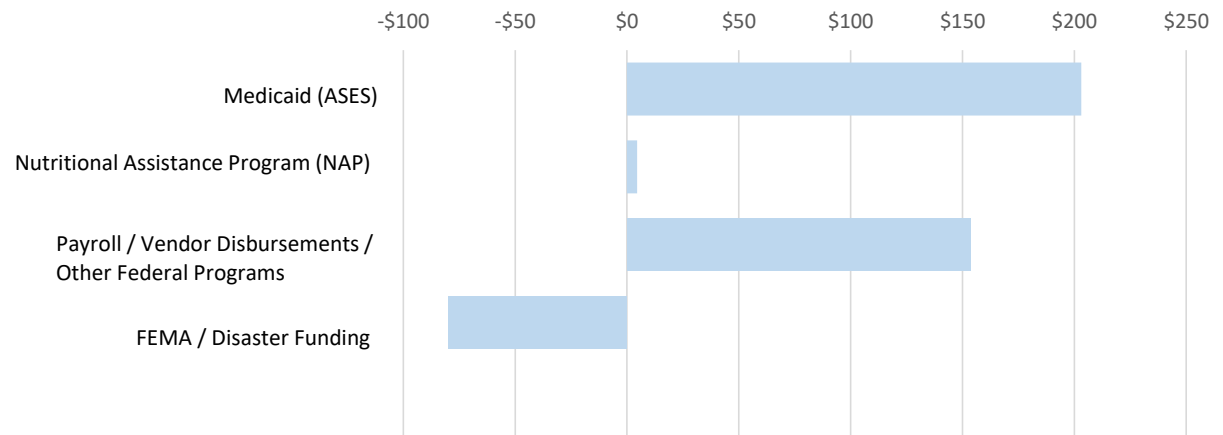
Weekly FF Net Surplus (Deficit)

	FF Inflows	FF Outflows	Net Cash Flow
Medicaid (ASES)	\$ 221	\$ (27)	\$ 194
Nutritional Assistance Program (NAP)	40	(57)	(17)
Payroll / Vendor Disbursements / Other Federal Programs	86	(27)	58
FEMA / Disaster Funding	-	(4)	(4)
Employee Retention Credit (ERC)	-	-	-
Total	\$ 347	(115)	\$ 232

YTD Cumulative FF Net Surplus (Deficit)

	FF Inflows	FF Outflows	Net Cash Flow
Medicaid (ASES)	\$ 1,322	\$ (1,119)	\$ 203
Nutritional Assistance Program (NAP)	1,198	(1,194)	5
Payroll / Vendor Disbursements / Other Federal Programs	901	(748)	153
FEMA / Disaster Funding	233	(313)	(80)
Employee Retention Credit (ERC)	25	(25)	-
Total	3,680	\$ (3,399)	\$ 281

YTD Federal Funds Net Cash Flows (\$M)



Footnotes

- (a) Please note that federal fund classification as represented here is based on the fund classification at the point of transaction. Agencies regularly review cash transactions and make accounting adjustments that result in fund reclassifications.

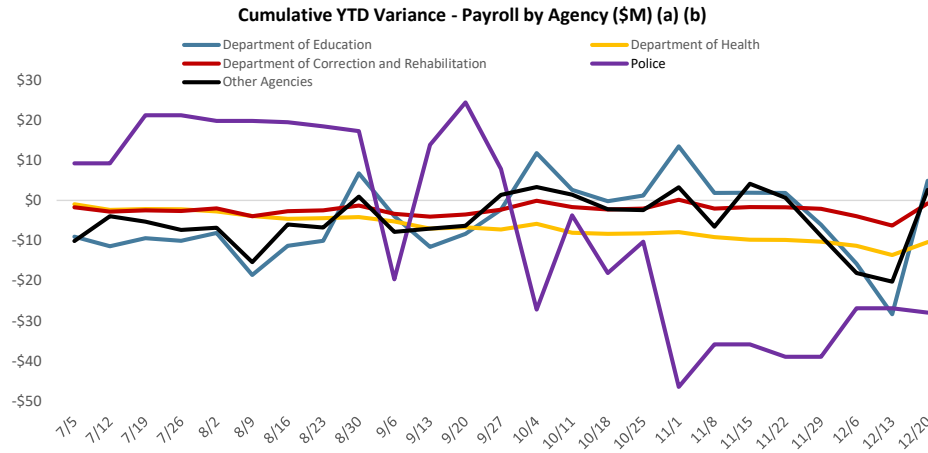
Puerto Rico Department of Treasury | AAFAF
 Payroll / Vendor Disbursements Summary

Key Takeaways / Notes : Gross Payroll

- 1.) As of the date of this report, YTD variance is mostly due to the timing and will be offset in future weeks.

Gross Payroll (\$M) (a)(b)

Agency	YTD Variance
Department of Education	\$ 5
Department of Correction & Rehabilitation	(1)
Department of Health	(10)
Police	(28)
All Other Agencies	3
Total YTD Variance	\$ (31)

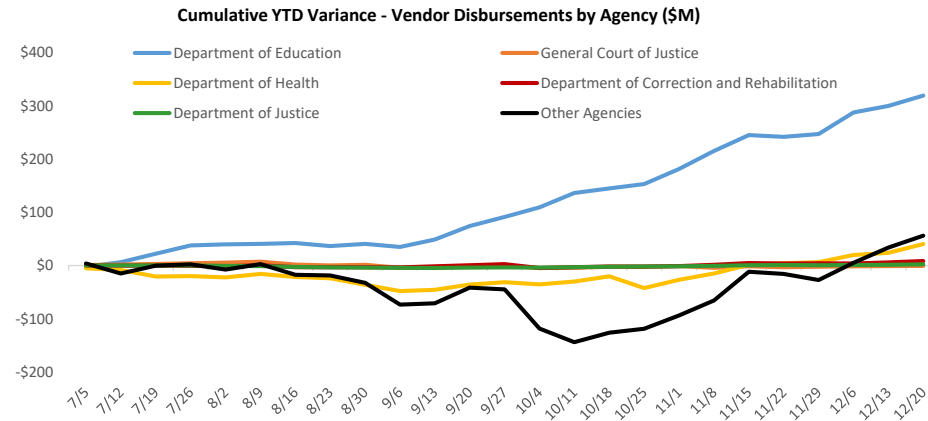


Key Takeaways / Notes : Vendor Disbursements

- 1.) As of the date of this report, YTD variance is mostly due to the timing and will be offset in future weeks.

Vendor Disbursements (\$M)

Agency	YTD Variance
Department of Education	\$ 319
Department of Health	40
Department of Correction & Rehabilitation	9
Department of Justice	2
General Court of Justice	(1)
All Other Agencies	56
Total YTD Variance	\$ 426



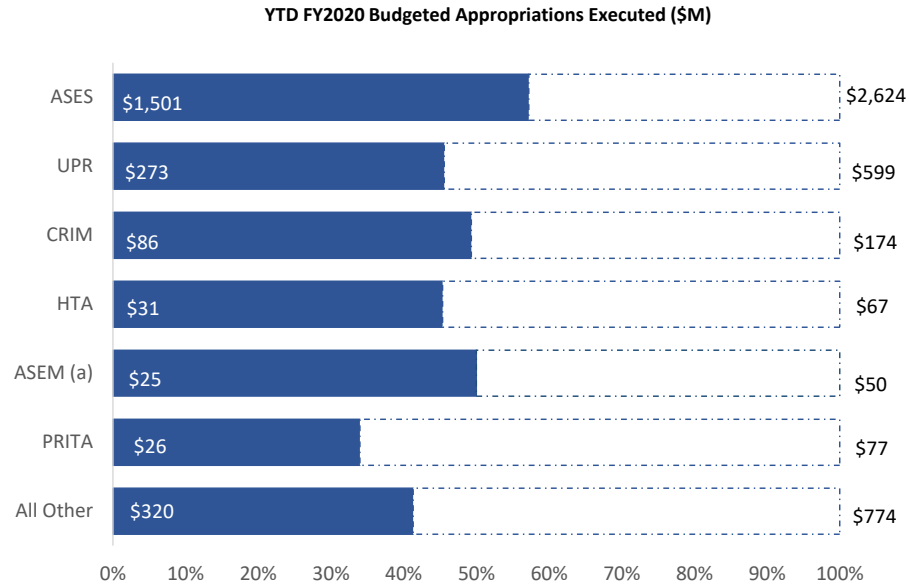
Footnotes

- (a) Gross Payroll is equal to the sum of: (i) Net Payroll by Agency from the DTPR RHUM system; (ii) Other Payroll and (iii) Cash outlays for wage garnishments by Agency.
- (b) Central government Christmas Bonus was issued on 11/27/2019 and it is included in payroll for the week ended 11/29.

Puerto Rico Department of Treasury | AAFAF
Appropriations Summary

Key Takeaways / Notes

- 1.) General Fund appropriations are generally executed throughout the year on a consistent basis each month and therefore largely in line with forecast.



Remaining Appropriation Budget (\$M)

Entity Name	Full Year		
	Actual YTD	Expectation	Remaining
ASES	\$ 1,501	\$ 2,624	\$ 1,122
UPR	273	599	326
CRIM	86	174	88
HTA	31	67	37
ASEM	25	50	25
PRITA	26	77	51
All Other	320	774	454
Total	\$ 2,262	\$ 4,365	\$ 2,103

YTD Appropriation Variance (\$M)

Entity Name	Liquidity Plan		
	Actual YTD	YTD	Variance
ASES	\$ 1,501	\$ 1,519	\$ 18
UPR	273	273	-
CRIM	86	85	(0)
HTA	31	28	(2)
ASEM	25	25	-
PRITA	26	25	(1)
All Other	320	363	43
Total	\$ 2,262	\$ 2,319	\$ 57

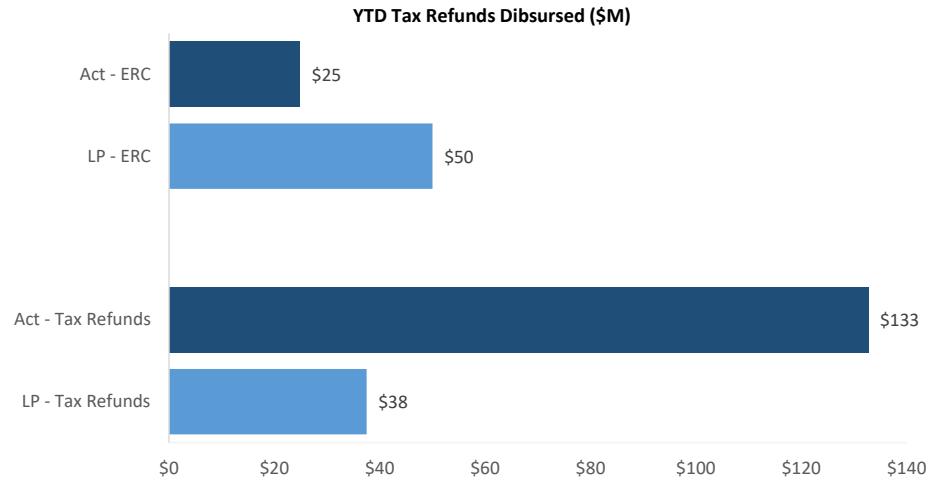
Footnotes

(a) Includes only appropriations from the General Fund to ASEM. Other funds disbursed to ASEM are included within the 'All Other' category.

Puerto Rico Department of Treasury | AAFAF
Tax Refunds / PayGo and Pensions Summary

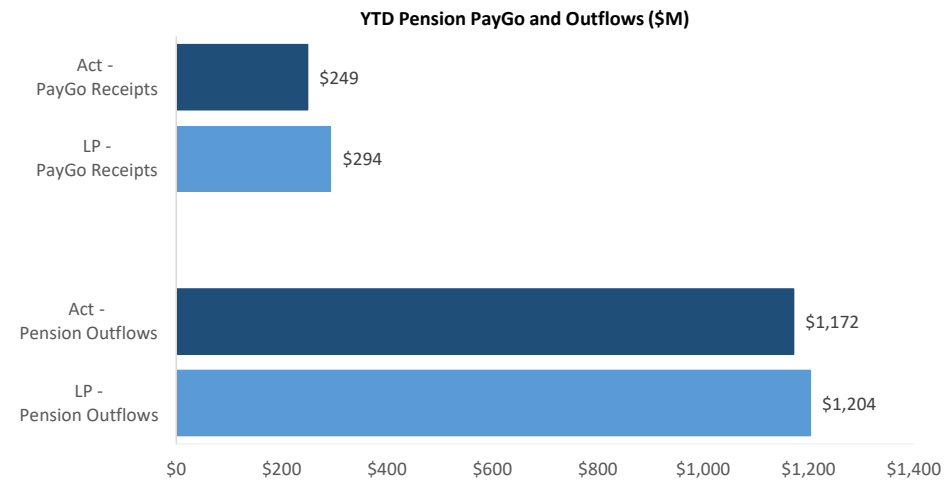
Key Takeaways / Notes : Tax Refunds

- 1.) YTD Employee Retention Credits were less than projected, though there is no net cash flow impact as all Employee Retention Credits issued were supported by federal fund inflows. Tax refunds in excess of Liquidity Plan are due to greater than expected refunds issued for 2018 tax returns.



Key Takeaways / Notes : Pension PayGo

- 1.) YTD Pension Paygo and Outflow variance is temporary, and is expected to reverse in subsequent weeks.



Puerto Rico Department of Treasury | AAFAF

Schedule A: Central Government - Live Web Portal AP by Payee Type (a) (b)

All Agencies

(figures in \$000s)

Continues and Continued...

ID	Agency Name		3rd Party Payables		Intergovernmental Payables		Total
071	Department of Health	\$	92,239	\$	80,641	\$	172,880
081	Department of Education		60,304		5,115		65,419
049	Department of Transportation and Public Works		18,801		12		18,813
078	Department of Housing		18,305		-		18,305
123	Families and Children Administration		17,378		159		17,537
024	Department of the Treasury		17,149		2		17,151
016	Office of Management and Budget		13,008		13		13,021
025	Hacienda (entidad interna - fines de contabilidad)		11,925		432		12,357
127	Adm. for Socioeconomic Development of the Family		11,521		281		11,802
137	Department of Correction and Rehabilitation		11,385		8		11,393
095	Mental Health and Addiction Services Administration		8,501		1,593		10,094
122	Department of the Family		8,907		59		8,966
126	Vocational Rehabilitation Administration		6,728		-		6,728
038	Department of Justice		6,368		141		6,509
043	Puerto Rico National Guard		5,662		530		6,192
066	Highway and Transportation Authority		-		5,611		5,611
045	Department of Public Security		5,253		14		5,267
050	Department of Natural and Environmental Resources		5,242		2		5,244
021	Emergency Management and Disaster Adm. Agency		4,080		65		4,145
028	Commonwealth Election Commission		3,641		53		3,694
124	Child Support Administration		3,309		85		3,394
241	Administration for Integral Development of Childhood		1,394		1,857		3,251
067	Department of Labor and Human Resources		2,280		36		2,316
023	Department of State		1,933		-		1,933
087	Department of Sports and Recreation		1,805		114		1,919
031	General Services Administration		1,707		60		1,767
018	Planning Board		1,586		1		1,587
022	Office of the Commissioner of Insurance		1,400		73		1,473
015	Office of the Governor		1,395		44		1,439
014	Environmental Quality Board		1,144		274		1,418
040	Puerto Rico Police		1,254		19		1,273
055	Department of Agriculture		1,241		-		1,241
290	State Energy Office of Public Policy		1,147		-		1,147
120	Veterans Advocate Office		1,085		2		1,087
010	General Court of Justice		1,000		-		1,000

Puerto Rico Department of Treasury | AAFAF

Schedule A: Central Government - Live Web Portal AP by Payee Type (a) (b)

All Agencies

(figures in \$000s)

Continues and Continued...

ID	Agency Name	3rd Party Payables	Intergovernmental Payables	Total
105	Industrial Commission	783	189	972
221	Emergency Medical Services Corps	869	16	885
152	Elderly and Retired People Advocate Office	697	-	697
082	Institute of Puerto Rican Culture	-	628	628
096	Women's Advocate Office	459	-	459
035	Industrial Tax Exemption Office	416	1	417
266	Office of Public Security Affairs	356	22	378
098	Corrections Administration	284	-	284
065	Public Services Commission	272	-	272
141	Telecommunication's Regulatory Board	266	-	266
273	Permit Management Office	191	-	191
089	Horse Racing Industry and Sport Administration	180	-	180
155	State Historic Preservation Office	157	-	157
226	Joint Special Counsel on Legislative Donations	94	-	94
139	Parole Board	90	-	90
069	Department of Consumer Affairs	73	-	73
042	Firefighters Corps	64	-	64
062	Cooperative Development Commission	50	-	50
132	Energy Affairs Administration	49	-	49
030	Office of Adm. and Transformation of HR in the Govt.	47	-	47
037	Civil Rights Commission	44	-	44
075	Office of the Financial Institutions Commissioner	35	-	35
231	Health Advocate Office	26	-	26
153	Advocacy for Persons with Disabilities of the Commonwealth	22	-	22
281	Office of the Electoral Comptroller	19	-	19
060	Citizen's Advocate Office (Ombudsman)	17	-	17
220	Correctional Health	16	-	16
	Other	9,533	230	9,763
Total		\$ 365,199	\$ 98,382	\$ 463,581

Footnotes:

- (a) Data presented above represents the Central Government live AP Web Portal repository of third party and intergovernmental invoices by agency, implemented in FY2019. The full transition to managing central government payables through the web portal is complete, however government agencies and vendors continue to analyze the information contained in this report to ensure its accuracy. Ongoing efforts with the largest agencies and their vendors to implement the appropriate processes and controls needed to realize improvements in reporting and efficiency continue as of the date of this report.
- (b) On a go-forward basis, vendors submit invoices for approval through the live AP Web Portal where they are logged electronically, matched with the appropriate purchase order or other relevant documentation, and approved / vouchered at the agency level through the online interface.

Puerto Rico Department of Treasury | AAFAF

Schedule B: Central Government - Live Web Portal AP Aging (a) (b)

All Agencies

(figures in \$000s)

Continues and Continued...

ID	Agency Name	0 - 30	31 - 60	61 - 90	Over 90 days	Total
071	Department of Health	\$ 21,313	\$ 12,661	\$ 15,791	\$ 123,115	\$ 172,880
081	Department of Education	26,812	10,394	2,577	25,636	65,419
049	Department of Transportation and Public Works	1,380	1,358	1,036	15,039	18,813
078	Department of Housing	1,253	1,448	1,445	14,159	18,305
123	Families and Children Administration	1,303	925	677	14,632	17,537
024	Department of the Treasury	4,322	4,074	4,066	4,689	17,151
016	Office of Management and Budget	179	287	32	12,523	13,021
025	Hacienda (entidad interna - fines de contabilidad)	179	691	518	10,969	12,357
127	Adm. for Socioeconomic Development of the Family	1,834	1,854	668	7,446	11,802
137	Department of Correction and Rehabilitation	2,885	4,515	2,128	1,865	11,393
095	Mental Health and Addiction Services Administration	2,779	987	316	6,012	10,094
122	Department of the Family	1,055	598	1,528	5,785	8,966
126	Vocational Rehabilitation Administration	1,137	2,934	305	2,352	6,728
038	Department of Justice	968	399	959	4,183	6,509
043	Puerto Rico National Guard	535	1,287	1,171	3,199	6,192
066	Highway and Transportation Authority	5,611	-	-	-	5,611
045	Department of Public Security	2,661	855	293	1,458	5,267
050	Department of Natural and Environmental Resources	910	936	943	2,455	5,244
021	Emergency Management and Disaster Adm. Agency	45	74	175	3,851	4,145
028	Commonwealth Election Commission	102	41	25	3,526	3,694
124	Child Support Administration	735	349	259	2,051	3,394
241	Administration for Integral Development of Childhood	1,275	158	686	1,132	3,251
067	Department of Labor and Human Resources	786	707	127	696	2,316
023	Department of State	579	1,207	29	118	1,933
087	Department of Sports and Recreation	54	32	25	1,808	1,919
031	General Services Administration	82	38	32	1,615	1,767
018	Planning Board	975	34	337	241	1,587
022	Office of the Commissioner of Insurance	228	70	145	1,030	1,473
015	Office of the Governor	36	33	24	1,346	1,439
014	Environmental Quality Board	138	184	227	869	1,418
040	Puerto Rico Police	3	-	1	1,269	1,273
055	Department of Agriculture	42	48	222	929	1,241
290	State Energy Office of Public Policy	227	2	2	916	1,147

Puerto Rico Department of Treasury | AAFAF

Schedule B: Central Government - Live Web Portal AP Aging (a) (b)

All Agencies

(figures in \$000s)

Continues and Continued...

ID	Agency Name	0 - 30	31 - 60	61 - 90	Over 90 days	Total
120	Veterans Advocate Office	4	490	1	592	1,087
010	General Court of Justice	1,000	-	-	-	1,000
105	Industrial Commission	89	79	269	535	972
221	Emergency Medical Services Corps	-	-	-	885	885
152	Elderly and Retired People Advocate Office	422	85	5	185	697
082	Institute of Puerto Rican Culture	628	-	-	-	628
096	Women's Advocate Office	104	2	-	353	459
035	Industrial Tax Exemption Office	5	9	14	389	417
266	Office of Public Security Affairs	43	62	210	63	378
098	Corrections Administration	-	-	-	284	284
065	Public Services Commission	21	10	13	228	272
141	Telecommunication's Regulatory Board	6	9	18	233	266
273	Permit Management Office	19	12	13	147	191
089	Horse Racing Industry and Sport Administration	30	30	27	93	180
155	State Historic Preservation Office	59	33	21	44	157
226	Joint Special Counsel on Legislative Donations	42	3	4	45	94
139	Parole Board	-	-	-	90	90
069	Department of Consumer Affairs	25	4	5	39	73
042	Firefighters Corps	-	-	-	64	64
062	Cooperative Development Commission	14	-	-	36	50
132	Energy Affairs Administration	-	-	-	49	49
030	Office of Adm. and Transformation of HR in the Govt.	11	1	3	32	47
037	Civil Rights Commission	14	4	10	16	44
075	Office of the Financial Institutions Commissioner	1	-	-	34	35
231	Health Advocate Office	19	8	-	(1)	26
153	Advocacy for Persons with Disabilities of the Commonwealth	3	3	2	14	22
281	Office of the Electoral Comptroller	16	-	-	3	19
060	Citizen's Advocate Office (Ombudsman)	8	-	-	9	17
220	Correctional Health	8	-	-	8	16
	Other	544	175	396	8,648	9,763
Total		\$ 85,558	\$ 50,200	\$ 37,780	\$ 290,043	\$ 463,581

Footnotes:

- (a) Data presented above represents the Central Government live AP Web Portal repository of third party and intergovernmental invoices by agency, implemented in FY2019. The full transition to managing central government payables through the web portal is complete, however government agencies and vendors continue to analyze the information contained in this report to ensure its accuracy. Ongoing efforts with the largest agencies and their vendors to implement the appropriate processes and controls needed to realize improvements in reporting and efficiency continue as of the date of this report.
- (b) On a go-forward basis, vendors submit invoices for approval through the live AP Web Portal where they are logged electronically, matched with the appropriate purchase order or other relevant documentation, and approved / vouchered at the agency level through the online interface.