



Puerto Rico Department of Treasury

Treasury Single Account ("TSA") FY 2019 Cash Flow

As of March 22, 2019

Disclaimer

- The Puerto Rico Fiscal Agency and Financial Advisory Authority (“AAFAF”), the Government of Puerto Rico (the “Government”), and each of their respective officers, directors, employees, agents, attorneys, advisors, members, partners or affiliates (collectively, with AAFAF and the Government the “Parties”) make no representation or warranty, express or implied, to any third party with respect to the information contained herein and all Parties expressly disclaim any such representations or warranties.
- The Parties do not owe or accept any duty or responsibility to any reader or recipient of this presentation, whether in contract or tort, and shall not be liable for or in respect of any loss, damage (including without limitation consequential damages or lost profits) or expense of whatsoever nature of such third party that may be caused by, or alleged to be caused by, the use of this presentation or that is otherwise consequent upon the gaining of access to this document by such third party.
- This document does not constitute an audit conducted in accordance with generally accepted auditing standards, an examination of internal controls or other attestation or review services in accordance with standards established by the American Institute of Certified Public Accountants or any other organization. Nor does this document constitute an audit of compliance with any other federal law, rule, or regulation. Accordingly, the Parties do not express an opinion or any other form of assurance on the financial statements or any financial or other information or the internal controls of the Government and the information contained herein.
- Any statements and assumptions contained in this document, whether forward-looking or historical, are not guarantees of future performance and involve certain risks, uncertainties, estimates and other assumptions made in this document. The economic and financial condition of the Government and its instrumentalities is affected by various financial, social, economic, environmental and political factors. These factors can be very complex, may vary from one fiscal year to the next and are frequently the result of actions taken or not taken, not only by the Government and its agencies and instrumentalities, but also by entities such as the government of the United States. Because of the uncertainty and unpredictability of these factors, their impact cannot be included in the assumptions contained in this document. Future events and actual results may differ materially from any estimates, projections, or statements contained herein. Nothing in this document should be considered as an express or implied commitment to do or take, or to refrain from taking, any action by AAFAF, the Government, or any government instrumentality in the Government or an admission of any fact or future event. Nothing in this document shall be considered a solicitation, recommendation or advice to any person to participate, pursue or support a particular course of action or transaction, to purchase or sell any security, or to make any investment decision.
- By receiving this document, the recipient shall be deemed to have acknowledged and agreed to the terms of these limitations.
- This document may contain capitalized terms that are not defined herein, or may contain terms that are discussed in other documents or that are commonly understood. You should make no assumptions about the meaning of capitalized terms that are not defined, and you should consult with advisors of AAFAF should clarification be required.

Glossary

Term	Definition
ACAA	- Automobile Accident Compensation Administration, or Administración de Compensaciones por Accidentes de Automoviles, is a component unit of the Commonwealth of Puerto Rico.
Act 154	- Act 154 means Act No. 154-2010, which, inter alia, imposes a temporary excise tax on the acquisition by multinationals of certain property manufactured or produced in whole or in part in Puerto Rico and on the acquisition of certain manufacturing services carried out in Puerto Rico. The Act 154 temporary excise tax expires on December 31, 2027.
AFI / PRIFA	- Infrastructure Financing Authority.
Agency Collections	- Collections made by central government agencies at collection posts for services rendered by the agencies as well as fees, licenses, permits, fines and others.
ASC	- Compulsory Liability Insurance, private insurance company.
ASES	- Puerto Rico Health Insurance Administration, a public corporation and component unit of the Commonwealth of Puerto Rico.
BBA	- BBA refers to the Bipartisan Budget Act of 2018 passed by the United States Congress on 2/9/2018. The BBA includes provisions for additional disaster relief funding for Puerto Rico in addition to incremental federal funds to support Puerto Rico's public health care costs (Medicaid funding) for two years.
CINE	- Puerto Rico Cinema Fund, a recipient of certain assigned sales and use tax revenues.
COFINA	- Puerto Rico Sales Tax Financing Corporation.
DTPR	- Department of the Treasury of Puerto Rico.
DTPR Collection System	- This is the software system that DTPR uses for collections.
FAM	- Municipal Fund Administration, a recipient of certain assigned sales and use tax revenues.
General Collections	- All Gross tax collections received and deposited into the TSA from all Hacienda Collection Posts and/or through the Hacienda Colecturia Virtual (online).
General Fund	- General Fund (Operating Fund) means the Commonwealth principal operating fund; disbursements from such fund are generally approved through the Commonwealth's annual budgeting process.
HTA	- Puerto Rico Highways and Transportation Authority, a public corporation and a component unit of the Commonwealth of Puerto Rico.
JRS	- Judiciary Retirement System means the Retirement System for the Judiciary of the Commonwealth of Puerto Rico, a statutory trust created to provide pension and other benefits to retired judges of the Judiciary Branch of the Commonwealth. JRS is a fiduciary fund of the Commonwealth of Puerto Rico for purposes of the Commonwealth's financial statements.
Liquidity Plan (LP)	- The Liquidity Plan is the translation of the Certified Fiscal Plan ("CFP") and Certified Budget ("Budget") into a cash flow projection. The TSA Liquidity Plan encompasses all cash flow activity within the TSA. Certain cash flow activity is contemplated in the CFP and Budget, but occurs outside the TSA. Cash flow bridges from the TSA to the CFP and Budget have been included to facilitate comparison.
Net Payroll	- Net payroll is equal to gross payroll less tax withholdings and other deductions.
NAP	- NAP, or the Nutrition Assistance Program, also known as PAN, or Programa de Asistencia Nutricional is a federal assistance nutritional program provided by the United States Department of Agriculture (USDA) solely to Puerto Rico.
Pension PayGo	- Pension PayGo - Puerto Rico pension system that is funded through a pay-as-you-go system. Retirement benefits expenses of government employers are paid by the central government and reimbursed by the employers, with such funds received by the TSA.
PREPA	- Puerto Rico Electric Power Authority, a public corporation and a component unit of the Commonwealth of Puerto Rico.
PRHA	- Puerto Rico Housing Authority, a public corporation and a component unit of the Commonwealth of Puerto Rico.
PSTBA	- The PSTBA is an amount established under Act 91-2006, as amended, and the Sales Tax Revenue Bond Resolution, as amended and restated on June 10, 2009 (the "Bond Resolution"), that currently must be received by COFINA from 5.5% of the SUT before the Commonwealth can receive any of the other 5.5% SUT.
Public Corporation	- Public corporations are governmental authorities with autonomous structure separate from the central government administration and with independent treasury functions.
Retained Revenues	- Revenues conditionally assigned to certain public corporations and the collections of those revenues are through accounts referred to as "pass through" accounts. The largest of these pass-through accounts consist of (i) AACA auto insurance, (ii) AFI/RBC petroleum tax, (iii) ASC personal injury insurance, (iv) HTA toll revenues.
SIFC	- State Insurance Fund Corporation, a public corporation and a component unit of the Commonwealth of Puerto Rico.
Special Revenue Funds	- Commonwealth governmental funds separate from the General Fund that are created by law, are not subject to annual appropriation and have specific uses established by their respective enabling legislation. Special Revenue Funds are funded from, among other things, revenues from federal programs, tax revenues assigned by law to public corporations and other third parties, fees and charges for services by agencies, dividends from public corporations and financing proceeds.
SURI	- Sistema Unificada de Rentas Internas is the new digital tool of the Department of the Treasury that will allow integration and streamlining of the administration of taxes and revenues and eliminate the complexity of the current systems for the benefit of the Treasury and the taxpayers.
TSA	- Treasury Single Account, the Commonwealth's main operational bank account (concentration account) in which a majority of receipts from Governmental funds are deposited and from which most expenses are disbursed. TSA receipts include tax collections, charges for services, intergovernmental collections, the proceeds of short and long-term debt issuances and amounts held in custody by the Secretary of the Treasury for the benefit of the Commonwealth's fiduciary funds. Only a portion of the revenues received by the TSA is included in the annual General Fund budget presented to the Puerto Rico Legislative Assembly for approval. Other revenues are separately assigned by law to certain agencies or public corporations but still flow through the TSA.

Introduction

- Enclosed is the weekly Treasury Single Account ("TSA") cash flow report and supporting schedules with weekly actual results YTD FY19 compared to the FY2019 Liquidity Plan. Note that on September 6, 2017 Hurricane Irma made landfall on Puerto Rico, followed by Hurricane Maria on September 20, 2017. Variances that arise when compared to the prior year may be largely driven by differences in September and October in the comparable period in FY18 and are largely driven by the DTPR's limited ability to make disbursements and collect receipts immediately following the hurricanes.
- TSA is the Commonwealth's main operational bank account (concentration account) in which a majority of receipts from Governmental funds are deposited and from which most expenses are disbursed.
- Receipts in the TSA include tax collections (including revenues assigned to certain public corporations and pledged for the payment of their debt service), charges for services, intergovernmental collections (such as reimbursements from Federal assistance grants), the proceeds of short and long-term debt issuances held in custody by the Secretary of Treasury for the benefit of the Government fiduciary funds, and other receipts. Only a portion of the revenues received by the TSA is included in the annual General Fund budget presented to the Puerto Rico Legislative Assembly for approval. Other revenues are separately assigned by law to certain agencies or public corporations but still flow through the TSA.
- Disbursements from the TSA include payroll and related costs, vendor and operational disbursements (including those reimbursed by Federal assistance grants and funded from Special Revenue Funds), welfare expenditures, capital outlays, debt service payments, required budgetary formulas and appropriation payments, pass-through payments of pledged revenues to certain public corporations, tax refunds, payments of current pension benefits and other disbursements.
- Federal funds related to disaster relief for hurricanes Irma and Maria are deposited in a separate bank account overseen by the Government Authorized Representative ("GAR"), and transferred to the TSA only after admissible disbursements (per approved Project Worksheets) have been made.
- Data limitations and commentary:

The government has focused on cash transaction information for which access to reliable, timely, and detailed data is readily available. The government continues to work with DTPR and other parties to access additional reliable data that would help to provide additional detail in the future.

Puerto Rico Department of Treasury | AAFAF

Executive Summary - TSA Cash Flow Actual Results

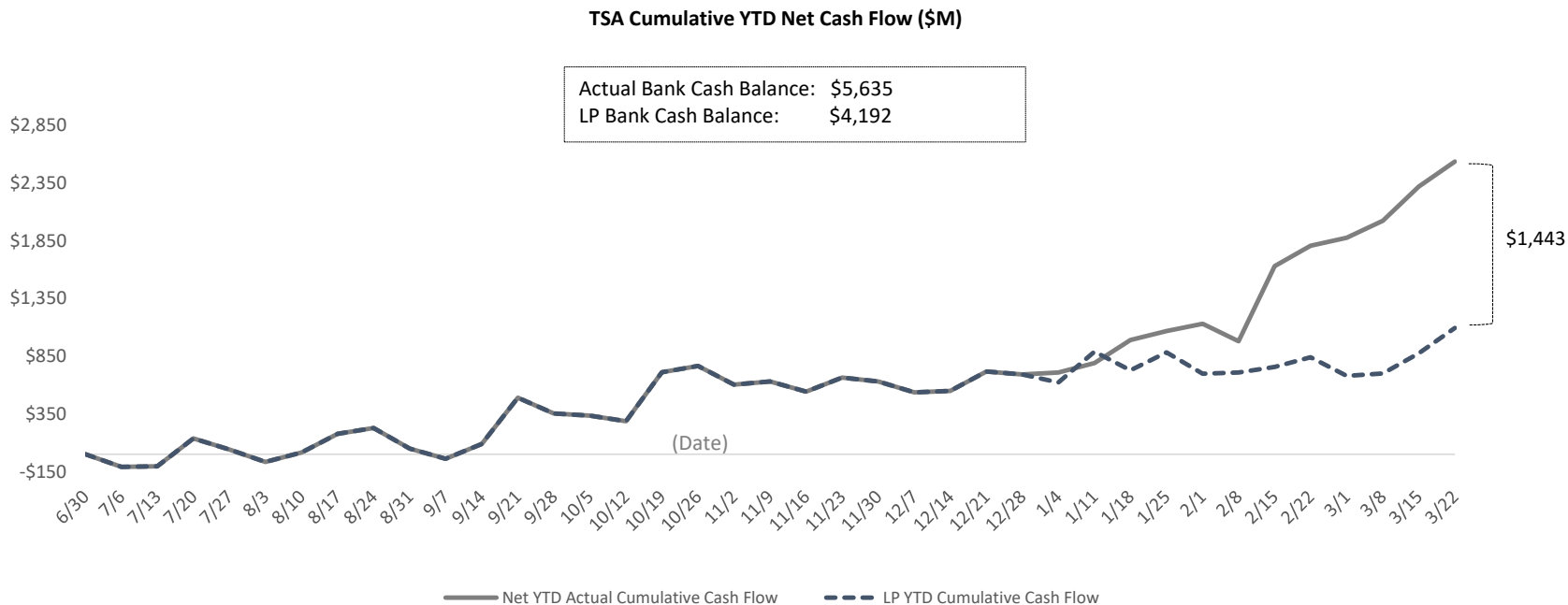
(figures in Millions)

\$5,635	\$218	(\$1)	\$2,537	\$1,443
Bank Cash Position	Weekly Cash Flow	Weekly Variance	YTD Net Cash Flow	YTD Net Cash Flow Variance

Bridge from Liquidity Plan projected cash balance and actual ending cash balance as of March 22, 2019

Cash Flow line item	Variance Bridge	Comments
Liquidity Plan Projected Cash Balance at 3/22/2019:	\$ 4,192	
1 State Collections: COFINA Plan of Adjustment settlement	412	1. COFINA Plan of Adjustment settlement amounts were received throughout the week ended February 15, 2019 in accordance with the approved Title III COFINA Adjustment Plan. This variance is mostly temporary, as these inflows were originally projected in June (pg. 12).
2 State Collections: All Other	377	
3 Federal Fund Net Cash Flow Variance	372	2. State collections which primarily consist of the General Fund revenues (excluding SUT \$412M in COFINA Plan of Adjustment settlement amounts) are ahead of plan. A determination whether this variance is timing or permanent has not been made.
4 PREPA Loan Repayment	147	
5 All Other	135	
Actual Cash Balance at 3/22/2019:	<u>\$ 5,635</u>	3. Total difference between projected and actual Federal Fund net cash flows (FF inflows less FF outflows) is driven by temporary variances due to receiving funds for Medicaid, Nutritional Assistance, disaster-related expenditures, and other federal programs in advance of their subsequent disbursement. 4. YTD variance due to excess revenues collected by PREPA that were applied to the repayment of the \$300M loan extended to PREPA by the Central Government. As of the date of this report, total FY19 PREPA loan is fully repaid.

Puerto Rico Department of Treasury | AAFAF
YTD TSA Cash Flow Summary - Actual vs LP



YTD Actuals vs. Liquidity Plan

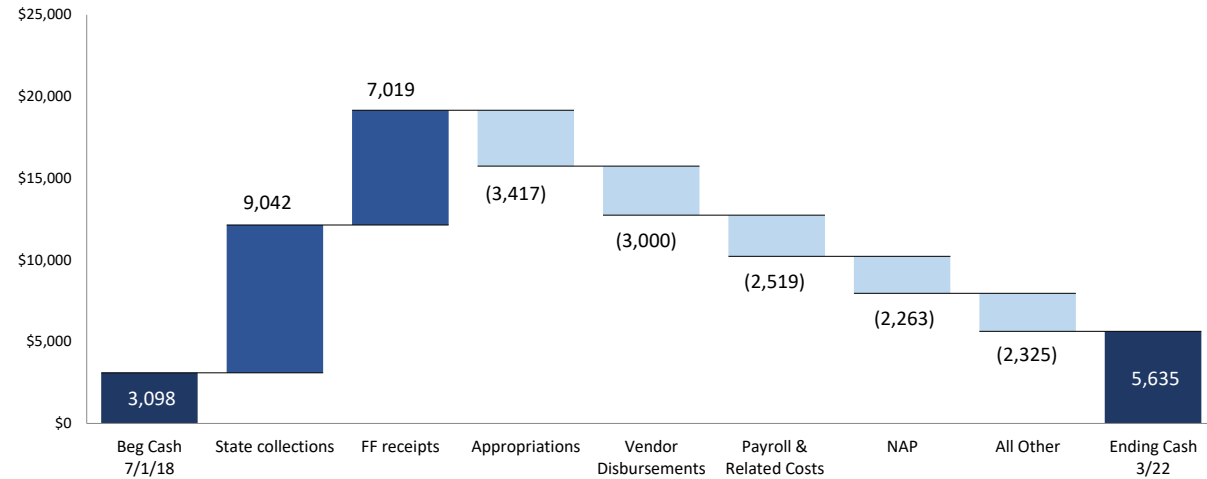
YTD net cash flow is \$2,537M and cash flow variance to the Liquidity Plan is +\$1,443M. The cash build in FY19 is largely due to strong General Fund collections; on track spending; \$412M in COFINA Plan of Adjustment settlement amounts; and enhanced federal Medicaid support at ASES, resulting in less required General Fund / TSA support.

Puerto Rico Department of Treasury | AAFAF
YTD Cash Flow Summary - TSA Cash Flow Actual Results

Net Cash Flow - YTD Actuals

1.) Federal Fund inflows of \$9B represent 42% of YTD inflows, but are largely offset by Federal Fund disbursements, with YTD net surplus of \$496M (pg.13) contributing to the \$2,537M cash build in FY19. State fund cash flows account for the remainder of the forecast with the primary positive drivers being strong General Fund collections and on-budget spending.

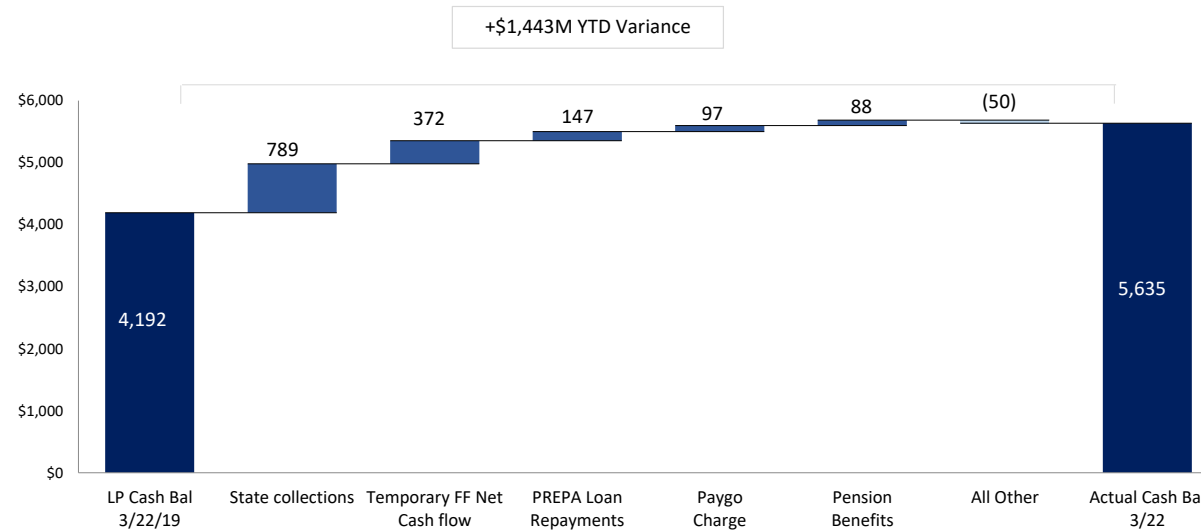
TSA YTD Cash Flow Actuals: Key Cash Flow Concepts (\$M)



Net Cash Flow YTD Variance - LP vs. Actual

1.) The largest YTD variance driver is \$412M in COFINA Plan of Adjustment settlement amounts received ahead of Plan. Remaining variances are minimal and likely timing related. Although, continued outperformance in state collections could indicate a permanent, positive trend and will be monitored closely.

TSA YTD Top Cash Flow Variances (\$M)



Puerto Rico Department of Treasury | AAFAF
TSA Cash Flow Actual Results for the Week Ended March 22, 2019

	FY19 Actual 3/22	FY19 LP 3/22	Variance 3/22	FY19 Actual YTD	FY19 LP YTD	FY18 Actual YTD (a)	Variance YTD FY19 vs LP	
<i>(figures in Millions)</i>								
State Collections								
1	General fund collections (b)	\$112	\$221	(\$109)	\$6,662	\$6,904	\$5,984	(\$242)
2	Non-General fund pass-through collections (c)	12	19	(7)	564	739	758	(175)
3	Other special revenue fund collection	4	11	(7)	388	444	366	(56)
4	Other state collections (d)	148	28	120	1,428	166	281	1,262
5	Subtotal - State collections	\$276	\$279	(\$3)	\$9,042	\$8,253	\$7,389	\$789
Federal Fund Receipts								
6	Medicaid	189	88	101	2,136	2,080	\$1,380	56
7	Nutrition Assistance Program	53	63	(10)	2,320	2,325	1,526	(5)
8	FEMA	73	18	55	942	743	33	199
9	Employee Retention Credits (ERC)	-	14	(14)	410	567	-	(157)
10	Vendor Disbursements, Payroll, & Other	46	43	3	1,211	1,542	847	(331)
11	Subtotal - Federal Fund receipts	\$361	\$226	\$135	\$7,019	\$7,257	\$3,786	(\$238)
Balance Sheet Related								
12	Paygo charge	29	-	29	329	232	566	97
13	Public corporation loan repayment	-	-	-	300	153	-	147
14	Other	-	-	-	-	-	-	-
15	Subtotal - Other Inflows	\$29	-	\$29	\$629	\$385	\$566	\$244
16	Total Inflows	\$666	\$505	\$161	\$16,690	\$15,895	\$11,741	\$795
Payroll and Related Costs (e)								
17	General Fund	(24)	(1)	(23)	(2,000)	(1,911)	(2,139)	(89)
18	Federal Fund	(3)	-	(3)	(393)	(427)	(448)	34
19	Other State Funds	(3)	-	(3)	(126)	(98)	(105)	(28)
20	Subtotal - Payroll and Related Costs	(\$30)	(\$1)	(\$29)	(\$2,519)	(\$2,436)	(\$2,692)	(\$83)
Vendor Disbursements (f)								
21	General fund	(10)	(35)	25	(1,022)	(1,233)	(858)	211
22	Federal fund	(95)	(50)	(45)	(1,505)	(1,824)	(510)	319
23	Other State fund	(25)	(6)	(19)	(473)	(405)	(496)	(68)
24	Subtotal - Vendor Disbursements	(\$130)	(\$91)	(\$39)	(\$3,000)	(\$3,462)	(\$1,864)	\$462
Appropriations - All Funds								
25	General Fund	-	(1)	1	(1,119)	(1,134)	(1,771)	15
26	Federal Fund	(180)	(98)	(82)	(1,952)	(2,013)	(1,264)	61
27	Other State Fund	(4)	(3)	(1)	(346)	(278)	(303)	(68)
28	Subtotal - Appropriations - All Funds	(\$184)	(\$102)	(\$82)	(\$3,417)	(\$3,425)	(\$3,338)	\$8
Other Disbursements - All Funds								
29	Pension Benefits	-	-	-	(1,671)	(1,759)	(1,492)	88
30	Tax Refunds & Garnishments (g)	(43)	(21)	(22)	(704)	(790)	(323)	86
31	Nutrition Assistance Program	(52)	(65)	13	(2,263)	(2,303)	(1,484)	40
32	Title III Costs	(1)	(5)	4	(172)	(176)	-	4
33	FEMA Cost Share	-	(1)	1	(135)	(173)	-	38
34	Other Disbursements	(8)	-	(8)	(272)	(277)	(63)	5
35	Cash Reserve	-	-	-	-	-	-	-
36	Loans and Tax Revenue Anticipation Notes	-	-	-	-	-	(237)	-
37	Subtotal - Other Disbursements - All Funds	(\$104)	(\$92)	(\$12)	(\$5,217)	(\$5,478)	(\$3,599)	\$261
38	Total Outflows	(\$448)	(\$286)	(\$162)	(\$14,153)	(\$14,801)	(\$11,493)	\$648
39	Net Cash Flow	218	\$219	(\$1)	\$2,537	\$1,094	\$248	\$1,443
40	Bank Cash Position, Beginning (h)	5,417	3,973	1,444	3,098	3,098	1,799	-
41	Bank Cash Position, Ending (h)	\$5,635	\$4,192	\$1,443	\$5,635	\$4,192	\$2,047	\$1,443

Note: Refer to the next page for footnote reference descriptions.

Puerto Rico Department of Treasury | AAFAF*FY19 TSA Cash Flow Actual Results - Footnotes*Footnotes:

- (a) Represents FY2018 actual results through March 23, 2019.
- (b) Represents gross tax collections received and deposited from all Hacienda Collection Posts, through the Hacienda Colecturia Virtual (online) and/or SURI.
- (c) These revenues are collected by DTPR and immediately appropriated.
- (d) Inflows related to the State Insurance Fund, the Department of Labor and Human Resources, the Commissioner of Financial Institutions, and others. Additionally, as of the date of this report, the "Other State Collections" line item includes approximately \$1,172M in unreconciled collections due to DTPR transition to collecting various gross tax receipts through the new SURI system. The transition from the Hacienda Colecturia collections system to SURI is ongoing and as such, revenue concept detail for the general tax SURI collections is not available at this time for the portion of collections received by the new general tax SURI account. This resulted in timing-related unreconciled gross collections (approximately \$1,172M) which will be retroactively allocated to "General Collections" as appropriate once this information becomes available.
- (e) Represents total gross payroll. Gross payroll includes net payroll disbursed to government employees, cash transfers to the Police Department for payroll costs, and other payroll related costs (employee withholdings, social security, insurance, and other deductions).
- (f) Includes payments to third-party vendors as well as intergovernmental payments to agencies with separate Treasuries.
- (g) FY 2019 includes \$84mm of garnishments and \$800mm in Federally Funded Employee Retention Credits.
- (h) Excludes BPPR Clawback Accounts (for clawback revenues prior to June 2016) of \$146mm.

Puerto Rico Department of Treasury | AAFAF

General Fund Collections Summary

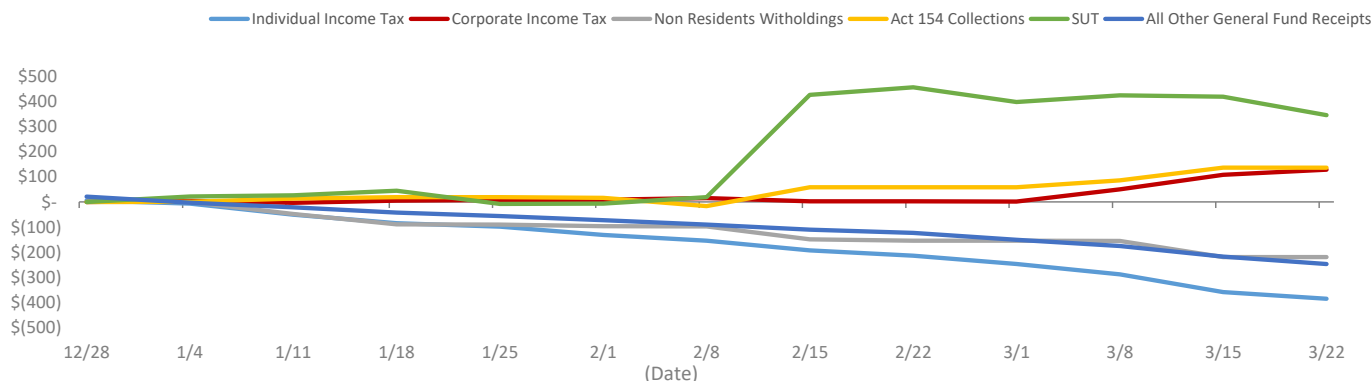
Key Takeaways / Notes

- 1.) On December 10, 2018, the Department of the Treasury began collecting certain taxes through its unified internal revenue system. The transition of various gross tax collections from Hacienda Colecturia to SURI is ongoing and as such, revenue concept detail for the general tax SURI collections is not available at this time, resulting in unallocated TSA Collections of approximately approximately \$1,172M.
- 2.) SUT Collections variance is mostly due to \$412M in COFINA Plan of Adjustment settlement amounts received throughout the week ended February 15, 2018 in accordance with the approved Title III COFINA Adjustment Plan. This variance is mostly temporary, as these inflows were originally projected in June.

General Fund Collections Year to Date: Actual vs. Forecast (\$M)

	Actual YTD 3/22	LP YTD 3/22	Var \$ YTD 3/22	Var % YTD 3/22
General Fund Collections				
Corporations	\$ 1,324	\$ 1,195	\$ 129	11%
Individuals	1,211	1,597	(386)	-24%
Act 154	1,420	1,284	136	11%
Non Residents Withholdings	315	536	(221)	-41%
Motor Vehicles	280	330	(50)	-15%
Rum Tax	163	159	4	3%
Alcoholic Beverages	148	194	(46)	-24%
Cigarettes	93	154	(61)	-40%
Other General Fund	162	255	(93)	-36%
Total (a)	\$5,116	\$5,704	(\$588)	-10%
SUT Collections (b)	1,546	1,200	346	29%
Total General Fund Collections	\$ 6,662	\$ 6,904	\$ (242)	-4%

YTD General Fund Receipts Cumulative Variance Liquidity Plan vs. Actual Cumulative Variance by Category (c) (\$M)



Footnotes:

- (a) Receipts in collections accounts occur approximately two business days prior to being deposited into the TSA.
- (b) SUT collections excludes PSTBA, FAM & CINE, and only includes the amounts deposited into the TSA for General Fund use.
- (c) The Liquidity Plan incorporates actual results through December, hence there is no variance prior to week ended 1/4/19.

Puerto Rico Department of Treasury | AAFAF

Non-General Fund Pass-Through Collections Summary (a)

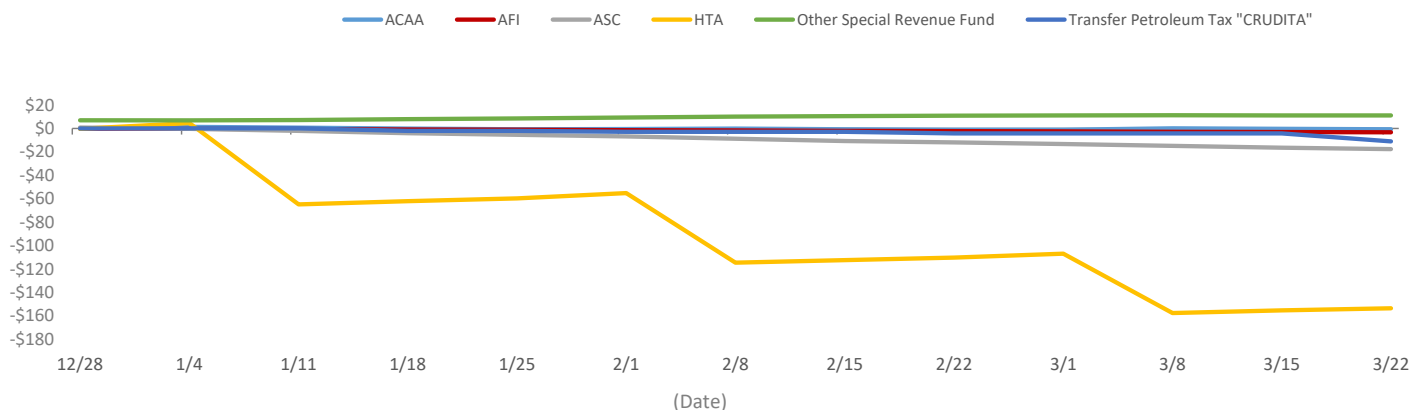
Key Takeaways / Notes

- 1.) YTD variance mainly relates to HTA pass-through collections relating to gasoline and deisel taxes and are assumed to be temporary.

Non-GF Pass-through Collections Year to Date: Actual vs. Forecast (\$M)

	Actual YTD 3/22	LP YTD 3/22	Var \$ YTD 3/22	Var % YTD 3/22
Non-GF pass-throughs				
HTA	\$ 296	\$ 449	\$ (153)	-34%
Transfer Petroleum Tax "CRUDITA"	106	117	(11)	-9%
ACAA	57	58	(1)	-2%
ASC	36	53	(17)	-32%
AFI	1	4	(3)	-75%
Other Special Revenue Fund	68	58	10	17%
Total Non-GF Collections	\$ 564	\$ 739	\$ (175)	-24%

YTD Non-General Fund Receipts Cumulative Variance Liquidity Plan vs. Actual Cumulative Variance by Category (b) (\$M)



Footnotes

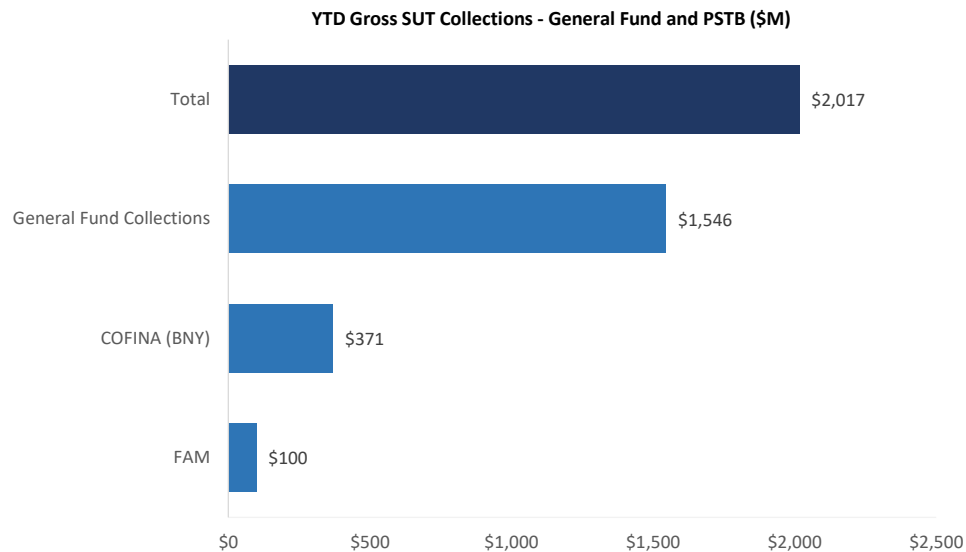
- (a) These amounts are collected by DTPR and immediately appropriated as set forth in the table on this page.
- (b) The Liquidity Plan incorporates actual results through December, hence there is no variance prior to week ended 1/4/19.

Puerto Rico Department of Treasury | AAFAP

Sales and Use Tax Collections Summary

Key Takeaways / Notes

- 1.) Throughout FY2019 the first 5.5% (of total 10.5%) of gross SUT collections were reserved for and deposited into the COFINA bank account held at BNY Mellon until the original \$783M PSTBA cap was reached in January 2019. Until the cap was reached, 4.5% (of total 10.5%) was received into the general fund, and 0.5% (of total 10.5%) was reserved for and remitted to FAM. Additionally, throughout the week ended February 15, 2019 DTPR received two payments relating to the COFINA Plan of Adjustment settlement in accordance with the approved COFINA adjustment plan: \$44M (portions of which had dedicated uses) on 2/12 from the Pre-FY19 COFINA BNY deposits and \$368M on 2/14 from FY19 COFINA BNY deposits. These payments to the Commonwealth did not affect gross SUT collections and are reflected in the graph to the right as deductions from the COFINA BNY total and additions to General Fund collections.



Puerto Rico Department of Treasury | AAFAF
Federal Funds Net Cash Flow Summary

Key Takeaways / Notes

- Receipts for the Nutritional Assistance Program (NAP) and Medicaid (ASES Pass-through) are received in advance of the subsequent pass through disbursements to NAP and ASES. There may be a lag between receipt of federal funds and subsequent pass through outflows. Federal Funds received for Employee Retention Credits are typically received and passed through to the appropriate entity within one business day that funds are received. Federal Funds received for Payroll and Vendor Payments are typically reimbursed following disbursement, though timing differences due to carryover vendor payments from prior years may create temporary surpluses. Federal funds are received for disaster related spend once supporting documentation for an accrual or related expense are provided to and approved by FEMA. Therefore, FEMA funding may be received in advance of actual cash disbursement, as payments to vendors may occur subsequent to when the corresponding services are rendered / expenses are recorded.

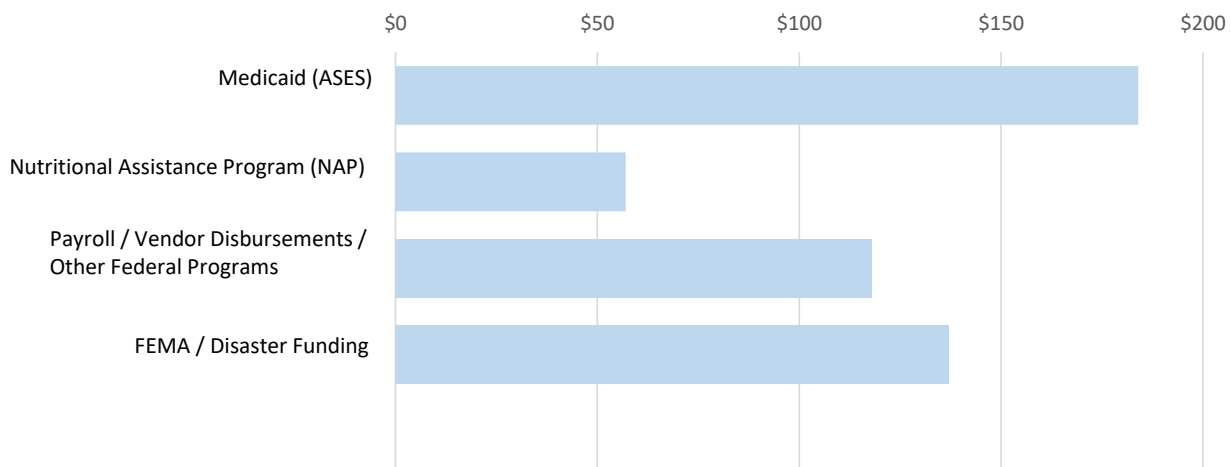
Weekly FF Net Surplus (Deficit)

	FF Inflows	FF Outflows	Net Cash Flow
Medicaid (ASES)	\$ 189	\$ (180)	\$ 9
Nutritional Assistance Program (NAP)	54	(51)	3
Payroll / Vendor Disbursements / Other Federal Programs	46	(18)	28
FEMA / Disaster Funding	73	(80)	(7)
Employee Retention Credit (ERC)	-	-	-
Total (a)	\$ 362	(329)	\$ 33

YTD Cumulative FF Net Surplus (Deficit)

	FF Inflows	FF Outflows	Net Cash Flow
Medicaid (ASES)	\$ 2,136	\$ (1,952)	\$ 184
Nutritional Assistance Program (NAP)	2,320	(2,263)	57
Payroll / Vendor Disbursements / Other Federal Programs	1,211	(1,093)	118
FEMA / Disaster Funding	942	(805)	137
Employee Retention Credit (ERC)	410	(410)	-
Total (a)	7,019	(6,523)	\$ 496

YTD Federal Funds Net Cash Flows (\$M)



Puerto Rico Department of Treasury | AAFAF

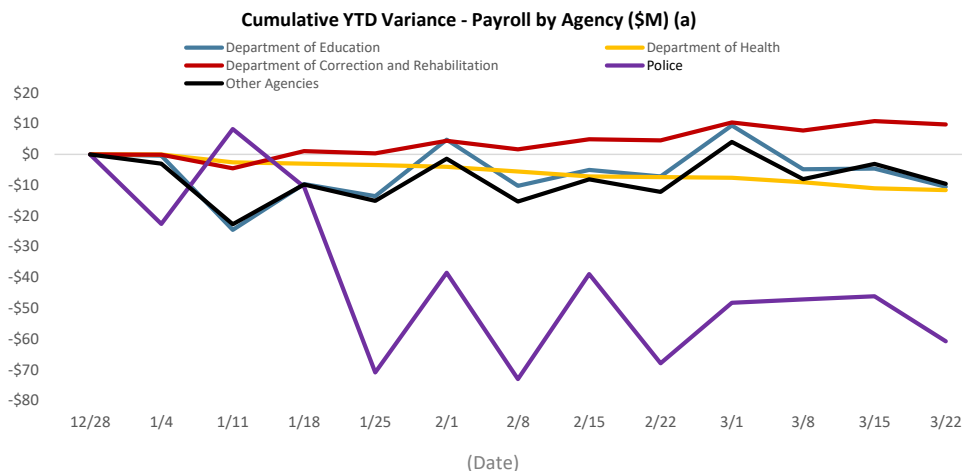
Payroll / Vendor Disbursements Summary

Key Takeaways / Notes : Gross Payroll

- The Liquidity Plan incorporates actual results through December, hence there is no variance prior to week ended 1/4/2019. Police payroll variance is due to the determined police "Pay Out" for prior year debts (\$45M) and the timing of cash transfers to the Police Department for regular payroll. Payroll variances will be partially offset by next week's cash activity.

Gross Payroll (\$M) (b)

Agency	YTD Variance
Department of Correction & Rehabilitation	\$ 10
Department of Education	(11)
Department of Health	(12)
Police	(61)
All Other Agencies	(10)
Total YTD Variance	\$ (83)

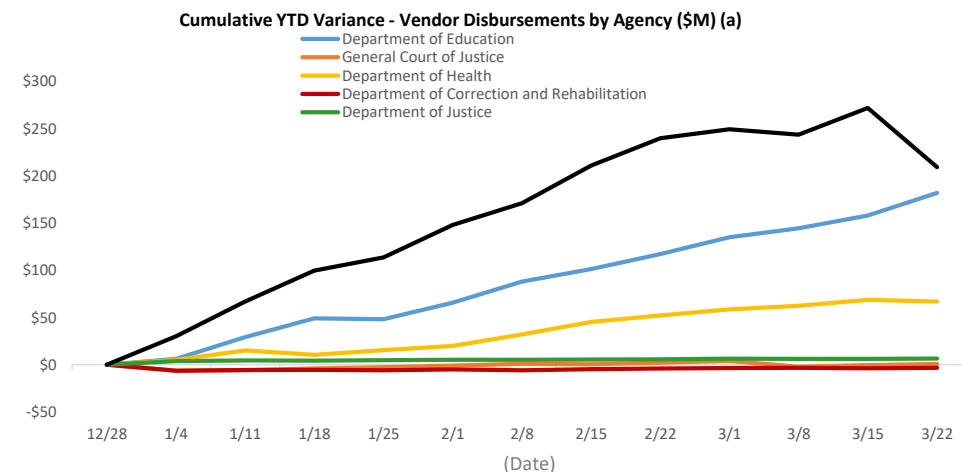


Key Takeaways / Notes : Vendor Disbursements

- YTD Vendor Disbursement variance is mainly due to lower than expected carryover payments from prior years, largely due to federally supported vendor disbursements lagging plan which is expected to be timing.

Vendor Disbursements (\$M)

Agency	YTD Variance
Department of Education	\$ 182
Department of Health	67
Department of Justice	7
General Court of Justice	1
Department of Correction & Rehabilitation	(3)
All Other Agencies	209
Total YTD Variance	\$ 462



Footnotes

- The Liquidity Plan incorporates actual results through December, hence there is no variance prior to week ended 1/4/2019
- Gross Payroll is equal to the sum of: (i) Net Payroll by Agency from the DTPR RHUM system; (ii) Other Payroll allocated by Agency based on the FY2019 budgeted amount for total payroll by agency. The aforementioned allocation of Other Payroll is used because the information is not available by agency. Gross Payroll cash disbursements excludes cash outlays for wage garnishments by Agency as this data is not available at a detailed level on a timely basis.

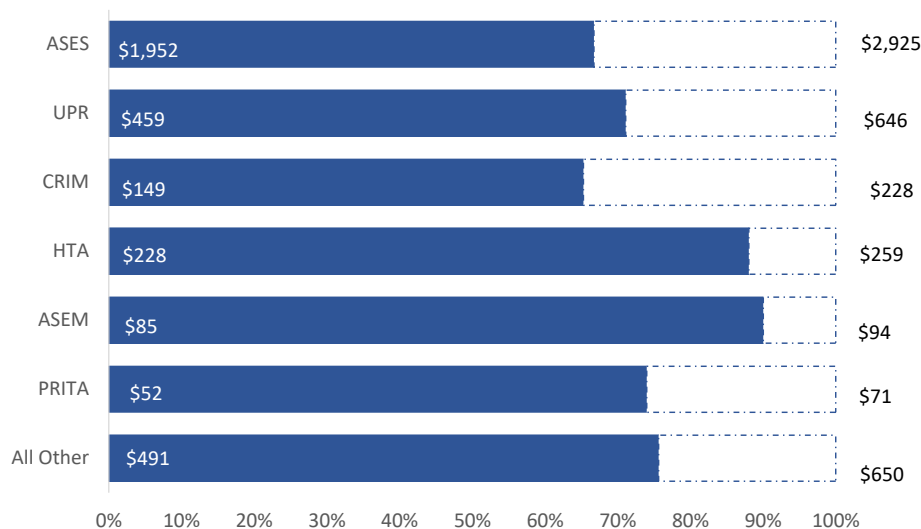
Puerto Rico Department of Treasury | AAFAF

Appropriations Summary

Key Takeaways / Notes

- 1.) Appropriations are generally executed throughout the year on a consistent basis each month. HTA is ahead of the expected FY19 budgeted distribution of appropriations due to receipt of FY18 budget reappropriations in July 2018. Additionally, ASEM has received certain special revenue fund appropriations that are not delivered on a consistent monthly basis.

YTD FY2019 Budgeted Appropriations Executed (\$M)



Remaining Appropriation Budget (\$M)

Entity Name	Full Year		
	Actual YTD	Expectation	Remaining
ASES	\$ 1,952	\$ 2,925	\$ 973
UPR	459	646	187
CRIM	149	228	79
HTA	228	259	31
ASEM	85	94	9
PRITA	52	71	18
All Other	491	650	158
Total	\$ 3,417	\$ 4,872	\$ 1,456

YTD Appropriation Variance (\$M)

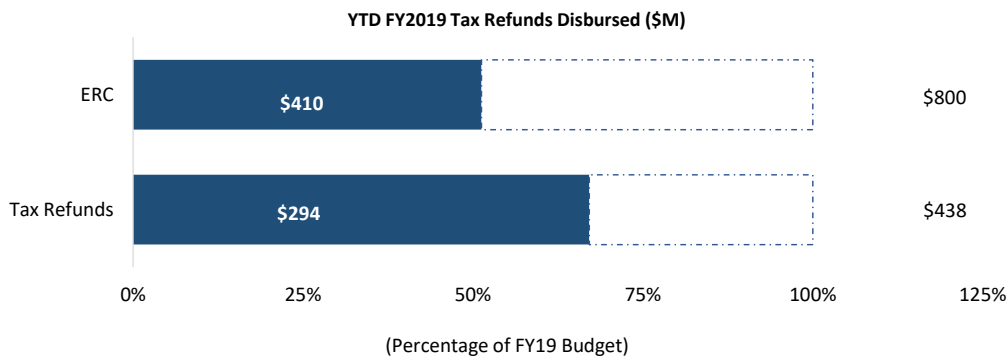
Entity Name	Liquidity Plan		
	Actual YTD	YTD	Variance
ASES	\$ 1,952	\$ 2,019	\$ 67
UPR	459	459	-
CRIM	149	141	(8)
HTA	228	226	(3)
ASEM	85	72	(13)
PRITA	52	53	-
All Other	491	456	(35)
Total	\$ 3,417	\$ 3,425	\$ 8

Puerto Rico Department of Treasury | AAFAF

Tax Refunds / PayGo and Pensions Summary

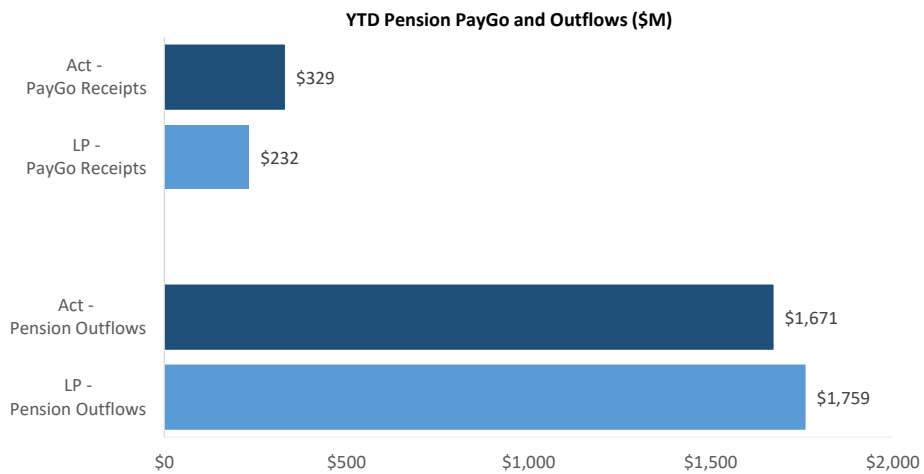
Key Takeaways / Notes : Tax Refunds

- 1.) YTD Tax Refunds includes \$410M of Employee Retention Credits (ERC). Historical seasonality suggests that largest portion of tax refunds will be disbursed to tax payers in Q4.



Key Takeaways / Notes : Pension PayGo

- 1.) YTD Pension Paygo and Outflow variance is temporary, and is expected to reverse in subsequent weeks.



Puerto Rico Department of Treasury | AAFAF

Schedule B: Central Government - Live Web Portal AP Aging (a) (b)

All Agencies

(figures in \$000s)

Continues and Continued...

ID	Agency Name	3rd Party Payables	Intergovernmental Payables	Total
078	Department of Housing	\$ 152,613	\$ 4,900	\$ 157,513
071	Department of Health	72,068	41,726	113,794
024	Department of the Treasury	87,600	2,859	90,459
081	Department of Education	53,430	5,593	59,023
049	Department of Transportation and Public Works	22,393	12	22,405
025	Hacienda (entidad interna - fines de contabilidad)	10,918	432	11,350
040	Puerto Rico Police	11,248	19	11,267
127	Adm. for Socioeconomic Development of the Family	10,800	247	11,047
095	Mental Health and Addiction Services Administration	7,868	1,649	9,517
123	Families and Children Administration	9,273	180	9,453
050	Department of Natural and Environmental Resources	5,351	2,277	7,628
016	Office of Management and Budget	7,177	1	7,178
043	Puerto Rico National Guard	5,432	532	5,963
038	Department of Justice	5,429	142	5,571
137	Department of Correction and Rehabilitation	5,155	81	5,235
122	Department of the Family	4,549	74	4,623
028	Commonwealth Election Commission	4,020	179	4,199
021	Emergency Management and Disaster Adm. Agency	3,322	84	3,406
126	Vocational Rehabilitation Administration	3,320	4	3,324
031	General Services Administration	3,095	103	3,198
067	Department of Labor and Human Resources	2,252	352	2,604
124	Child Support Administration	2,361	143	2,504
241	Administration for Integral Development of Childhood	545	1,647	2,192
055	Department of Agriculture	2,103	2	2,106
087	Department of Sports and Recreation	1,941	119	2,060
082	Institute of Puerto Rican Culture	-	1,611	1,611
015	Office of the Governor	1,113	25	1,138
014	Environmental Quality Board	825	275	1,100
220	Correctional Health	924	-	924
290	State Energy Office of Public Policy	903	-	903
022	Office of the Commissioner of Insurance	824	3	827
045	Department of Public Security	692	-	692

Puerto Rico Department of Treasury | AAFAF

Schedule B: Central Government - Live Web Portal AP Aging (a) (b)

All Agencies

(figures in \$000s)

Continues and Continued...

ID	Agency Name	3rd Party Payables	Intergovernmental Payables	Total
105	Industrial Commission	474	189	664
221	Emergency Medical Services Corps	613	16	628
120	Veterans Advocate Office	620	4	624
155	State Historic Preservation Office	536	-	536
075	Office of the Financial Institutions Commissioner	393	22	415
018	Planning Board	319	1	320
152	Elderly and Retired People Advocate Office	303	-	303
035	Industrial Tax Exemption Office	220	1	221
065	Public Services Commission	183	0	183
023	Department of State	167	-	167
141	Telecommunication's Regulatory Board	144	-	144
096	Women's Advocate Office	135	-	135
042	Firefighters Corps	129	-	129
266	Office of Public Security Affairs	6	96	103
139	Parole Board	89	-	89
089	Horse Racing Industry and Sport Administration	73	-	73
037	Civil Rights Commission	63	-	63
226	Joint Special Counsel on Legislative Donations	52	-	52
060	Citizen's Advocate Office (Ombudsman)	42	-	42
062	Cooperative Development Commission	40	-	40
273	Permit Management Office	39	-	39
069	Department of Consumer Affairs	29	0	29
281	Office of the Electoral Comptroller	22	6	28
030	Office of Adm. and Transformation of HR in the Govt.	27	-	27
231	Health Advocate Office	18	-	18
153	Advocacy for Persons with Disabilities of the Commonwealth	17	-	17
034	Investigation, Prosecution and Appeals Commission	11	-	11
098	Corrections Administration	3	-	3
132	Energy Affairs Administration	1	-	1
224	Joint Commission Reports Comptroller	1	-	1
	Other	12,375	2,259	14,633
Total		\$ 516,689	\$ 67,864	\$ 584,553

Footnotes:

- (a) Data presented above represents the Central Government live AP Web Portal repository of third party and intergovernmental invoices by agency, implemented for FY2019. The full transition to managing central government payables through the web portal is not yet complete and therefore the table above may not represent all Central Government AP. Ongoing efforts with the largest agencies to implement the appropriate processes and controls needed to fully transition to the web portal and realize improvements in reporting and efficiency continue as of the date of this report.
- (b) On a go-forward basis, vendors submit invoices for approval through the live AP Web Portal where they are logged electronically, matched with the appropriate purchase order or other relevant documentation, and approved / vouchered at the agency level through the online interface.