



***Puerto Rico Department of Treasury***  
***Treasury Single Account ("TSA") FY 2020 Cash Flow***  
***As of November 8, 2019***

## Disclaimer

- The Puerto Rico Fiscal Agency and Financial Advisory Authority (“AAFAF”), the Government of Puerto Rico (the “Government”), and each of their respective officers, directors, employees, agents, attorneys, advisors, members, partners or affiliates (collectively, with AAFAF and the Government the “Parties”) make no representation or warranty, express or implied, to any third party with respect to the information contained herein and all Parties expressly disclaim any such representations or warranties.
- The Parties do not owe or accept any duty or responsibility to any reader or recipient of this presentation, whether in contract or tort, and shall not be liable for or in respect of any loss, damage (including without limitation consequential damages or lost profits) or expense of whatsoever nature of such third party that may be caused by, or alleged to be caused by, the use of this presentation or that is otherwise consequent upon the gaining of access to this document by such third party.
- This document does not constitute an audit conducted in accordance with generally accepted auditing standards, an examination of internal controls or other attestation or review services in accordance with standards established by the American Institute of Certified Public Accountants or any other organization. Nor does this document constitute an audit of compliance with any other federal law, rule, or regulation. Accordingly, the Parties do not express an opinion or any other form of assurance on the financial statements or any financial or other information or the internal controls of the Government and the information contained herein.
- Any statements and assumptions contained in this document, whether forward-looking or historical, are not guarantees of future performance and involve certain risks, uncertainties, estimates and other assumptions made in this document. The economic and financial condition of the Government and its instrumentalities is affected by various financial, social, economic, environmental and political factors. These factors can be very complex, may vary from one fiscal year to the next and are frequently the result of actions taken or not taken, not only by the Government and its agencies and instrumentalities, but also by entities such as the government of the United States. Because of the uncertainty and unpredictability of these factors, their impact cannot be included in the assumptions contained in this document. Future events and actual results may differ materially from any estimates, projections, or statements contained herein. Nothing in this document should be considered as an express or implied commitment to do or take, or to refrain from taking, any action by AAFAF, the Government, or any government instrumentality in the Government or an admission of any fact or future event. Nothing in this document shall be considered a solicitation, recommendation or advice to any person to participate, pursue or support a particular course of action or transaction, to purchase or sell any security, or to make any investment decision.
- By receiving this document, the recipient shall be deemed to have acknowledged and agreed to the terms of these limitations.
- This document may contain capitalized terms that are not defined herein, or may contain terms that are discussed in other documents or that are commonly understood. You should make no assumptions about the meaning of capitalized terms that are not defined, and you should consult with advisors of AAFAF should clarification be required.

## Glossary

Term	Definition
<b>ACAA</b>	- Automobile Accident Compensation Administration, or Administración de Compensaciones por Accidentes de Automoviles, is a component unit of the Commonwealth of Puerto Rico.
<b>Act 154</b>	- Act 154 means Act No. 154-2010, which, inter alia, imposes a temporary excise tax on the acquisition by multinationals of certain property manufactured or produced in whole or in part in Puerto Rico and on the acquisition of certain manufacturing services carried out in Puerto Rico. The Act 154 temporary excise tax expires on December 31, 2027.
<b>AFI / PRIFA</b>	- Infrastructure Financing Authority.
<b>Agency Collections</b>	- Collections made by central government agencies at collection posts for services rendered by the agencies as well as fees, licenses, permits, fines and others.
<b>ASC</b>	- Compulsory Liability Insurance, private insurance company.
<b>ASES</b>	- Puerto Rico Health Insurance Administration, a public corporation and component unit of the Commonwealth of Puerto Rico.
<b>BBA</b>	- BBA refers to the Bipartisan Budget Act of 2018 passed by the United States Congress on 2/9/2018. The BBA includes provisions for additional disaster relief funding for Puerto Rico in addition to incremental federal funds to support Puerto Rico's public health care costs (Medicaid funding) for two years.
<b>CINE</b>	- Puerto Rico Cinema Fund, a recipient of certain assigned sales and use tax revenues.
<b>COFINA</b>	- Puerto Rico Sales Tax Financing Corporation.
<b>DTPR</b>	- Department of the Treasury of Puerto Rico.
<b>DTPR Collection System</b>	- This is the software system that DTPR uses for collections.
<b>FAM</b>	- Municipal Fund Administration, a recipient of certain assigned sales and use tax revenues.
<b>General Collections</b>	- All Gross tax collections received and deposited into the TSA from all Hacienda Collection Posts and/or through the Hacienda Colecturia Virtual (online).
<b>General Fund</b>	- General Fund (Operating Fund) means the Commonwealth principal operating fund; disbursements from such fund are generally approved through the Commonwealth's annual budgeting process.
<b>HTA</b>	- Puerto Rico Highways and Transportation Authority, a public corporation and a component unit of the Commonwealth of Puerto Rico.
<b>JRS</b>	- Judiciary Retirement System means the Retirement System for the Judiciary of the Commonwealth of Puerto Rico, a statutory trust created to provide pension and other benefits to retired judges of the Judiciary Branch of the Commonwealth. JRS is a fiduciary fund of the Commonwealth of Puerto Rico for purposes of the Commonwealth's financial statements.
<b>Liquidity Plan (LP)</b>	- The Liquidity Plan is the translation of the Certified Fiscal Plan ("CFP") and Certified Budget ("Budget") into a cash flow projection. The TSA Liquidity Plan encompasses all cash flow activity within the TSA. Certain cash flow activity is contemplated in the CFP and Budget, but occurs outside the TSA. Cash flow bridges from the TSA to the CFP and Budget have been included to facilitate comparison.
<b>Net Payroll</b>	- Net payroll is equal to gross payroll less tax withholdings and other deductions.
<b>NAP</b>	- NAP, or the Nutrition Assistance Program, also known as PAN, or Programa de Asistencia Nutricional is a federal assistance nutritional program provided by the United States Department of Agriculture (USDA) solely to Puerto Rico.
<b>Pension PayGo</b>	- Pension PayGo - Puerto Rico pension system that is funded through a pay-as-you-go system. Retirement benefits expenses of government employers are paid by the central government and reimbursed by the employers, with such funds received by the TSA.
<b>PREPA</b>	- Puerto Rico Electric Power Authority, a public corporation and a component unit of the Commonwealth of Puerto Rico.
<b>PRHA</b>	- Puerto Rico Housing Authority, a public corporation and a component unit of the Commonwealth of Puerto Rico.
<b>PSTBA</b>	- The PSTBA is an amount established under Act 91-2006, as amended, and the Sales Tax Revenue Bond Resolution, as amended and restated on June 10, 2009 (the "Bond Resolution"), that currently must be received by COFINA from 5.5% of the SUT before the Commonwealth can receive any of the other 5.5% SUT.
<b>Public Corporation</b>	- Public corporations are governmental authorities with autonomous structure separate from the central government administration and with independent treasury functions.
<b>Retained Revenues</b>	- Revenues conditionally assigned to certain public corporations and the collections of those revenues are through accounts referred to as "pass through" accounts. The largest of these pass-through accounts consist of (i) AACA auto insurance, (ii) AFI/RBC petroleum tax, (iii) ASC personal injury insurance, (iv) HTA toll revenues.
<b>SIFC</b>	- State Insurance Fund Corporation, a public corporation and a component unit of the Commonwealth of Puerto Rico.
<b>Special Revenue Funds</b>	- Commonwealth governmental funds separate from the General Fund that are created by law, are not subject to annual appropriation and have specific uses established by their respective enabling legislation. Special Revenue Funds are funded from, among other things, revenues from federal programs, tax revenues assigned by law to public corporations and other third parties, fees and charges for services by agencies, dividends from public corporations and financing proceeds.
<b>SURI</b>	- Sistema Unificada de Rentas Internas is the new digital tool of the Department of the Treasury that will allow integration and streamlining of the administration of taxes and revenues and eliminate the complexity of the current systems for the benefit of the Treasury and the taxpayers.
<b>TSA</b>	- Treasury Single Account, the Commonwealth's main operational bank account (concentration account) in which a majority of receipts from Governmental funds are deposited and from which most expenses are disbursed. TSA receipts include tax collections, charges for services, intergovernmental collections, the proceeds of short and long-term debt issuances and amounts held in custody by the Secretary of the Treasury for the benefit of the Commonwealth's fiduciary funds. Only a portion of the revenues received by the TSA is included in the annual General Fund budget presented to the Puerto Rico Legislative Assembly for approval. Other revenues are separately assigned by law to certain agencies or public corporations but still flow through the TSA.

## Introduction

- Enclosed is the weekly Treasury Single Account ("TSA") cash flow report and supporting schedules with weekly YTD FY2020 actual results compared to the FY2020 Liquidity Plan and FY2019 actual results.
- TSA is the Commonwealth's main operational bank account (concentration account) in which a majority of receipts from Governmental funds are deposited and from which most expenses are disbursed.
- Receipts in the TSA include tax collections (including revenues assigned to certain public corporations and pledged for the payment of their debt service), charges for services, intergovernmental collections (such as reimbursements from Federal assistance grants), the proceeds of short and long-term debt issuances held in custody by the Secretary of Treasury for the benefit of the Government fiduciary funds, and other receipts. Only a portion of the revenues received by the TSA is included in the annual General Fund budget presented to the Puerto Rico Legislative Assembly for approval. Other revenues are separately assigned by law to certain agencies or public corporations but still flow through the TSA.
- Disbursements from the TSA include payroll and related costs, vendor and operational disbursements (including those reimbursed by Federal assistance grants and funded from Special Revenue Funds), welfare expenditures, capital outlays, debt service payments, required budgetary formulas and appropriation payments, pass-through payments of pledged revenues to certain public corporations, tax refunds, payments of current pension benefits and other disbursements.
- Federal funds related to disaster relief for hurricanes Irma and Maria are deposited in a separate bank account overseen by the Government Authorized Representative ("GAR"). Funds may be transferred to the TSA either: (i) after admissible disbursements (per approved Project Worksheets) have been made or (ii) once supporting documentation for an accrual or related expense are provided to and approved by FEMA. Therefore, FEMA funding may also be received in advance of actual cash disbursement, as payments to vendors may occur subsequent to when the corresponding services are rendered / expenses are recorded.
- Data limitations and commentary:

The government has focused on cash transaction information for which access to reliable, timely, and detailed data is readily available. The government continues to work with DTPR and other parties to access additional reliable data that would help to provide additional detail in the future.

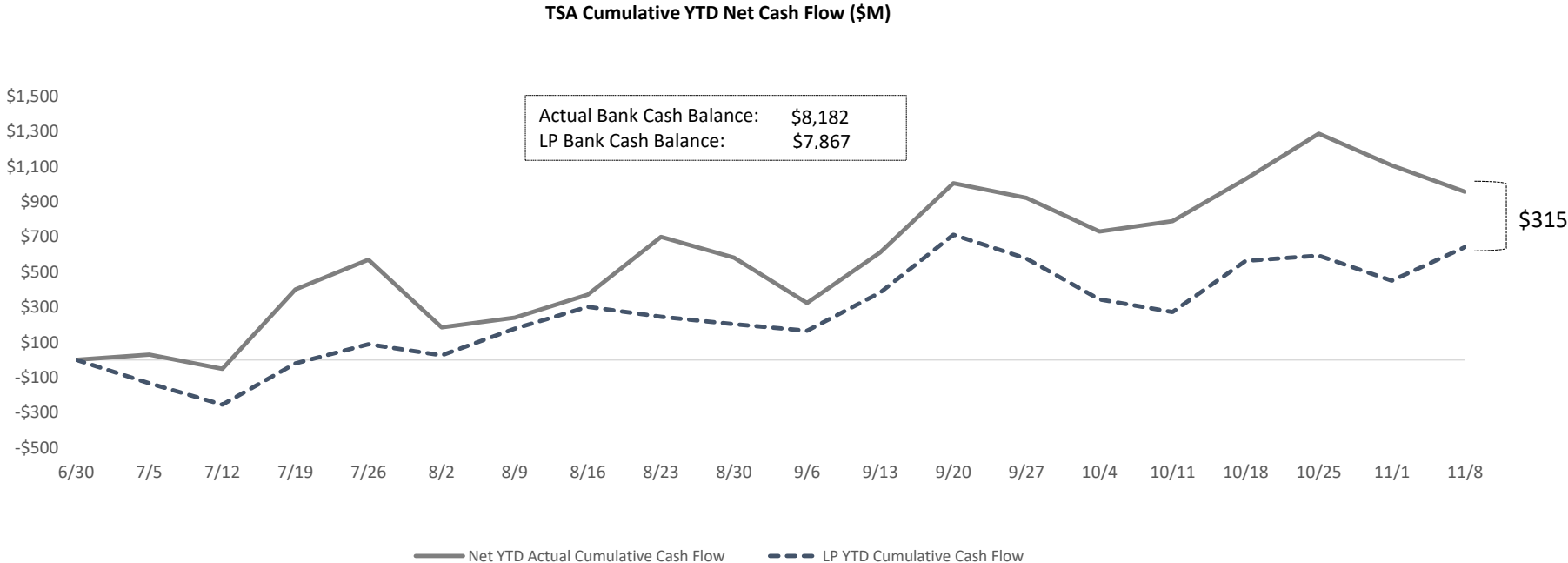
**Puerto Rico Department of Treasury | AAFAF***Executive Summary - TSA Cash Flow Actual Results**(figures in Millions)*

\$8,182	(\$150)	(\$341)	\$956	\$315
Bank Cash Position	Weekly Cash Flow	Weekly Variance	YTD Net Cash Flow	YTD Net Cash Flow Variance

**Bridge from Liquidity Plan projected cash balance and actual ending cash balance as of November 8, 2019**

<b>Cash Flow line item</b>	<b>Variance Bridge (\$M)</b>	<b>Comments</b>
Liquidity Plan Projected Cash Balance, 11/08/2019	\$ 7,867	
1 State Collections	377	1. The positive YTD State Collections variance is primarily due to a one-time corporate income tax charge related to M&A activity.
2 GF Vendor Disbursements	112	2. YTD state funded vendor disbursements variance against LP is mainly due to timing and is expected to reverse in the subsequent weeks.
3 Tax Refunds	(76)	3. The unfavorable tax refund variance is driven by higher than anticipated 2018 tax year refund payments.
4 GF Gross Payroll	(59)	4. GF Gross payroll variance is timing related. Anticipated settlement payments to the Police Department, for prior period debt, have occurred earlier than
All Other	(40)	forecast.
<b>Bank Cash Position</b>	<b><u>\$ 8,182</u></b>	

**Puerto Rico Department of Treasury | AAFAF**  
*YTD TSA Cash Flow Summary - Actual vs LP*



**YTD Actuals vs. Liquidity Plan**

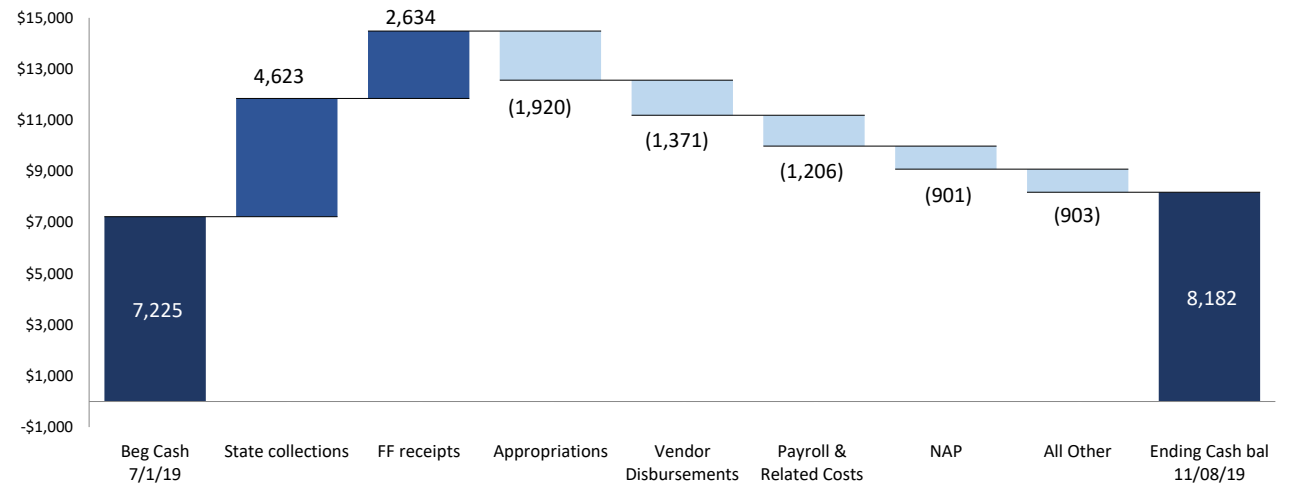
YTD net cash flow is \$956M and cash flow variance to the Liquidity Plan is +\$315M. The cash build in FY20 is largely due to strong General Fund collections, particularly Corporate Income tax.

**Puerto Rico Department of Treasury | AAFAF**  
**YTD Cash Flow Summary - TSA Cash Flow Actual Results**

**Net Cash Flow - YTD Actuals**

- 1.) State fund cash flows account for the majority of the cash build with the primary positive drivers being strong General Fund collections and on-budget spending. Federal Fund inflows of \$2,634M represent 41% of YTD inflows, but are largely offset by Federal Fund disbursements, with YTD net deficit of \$8M.

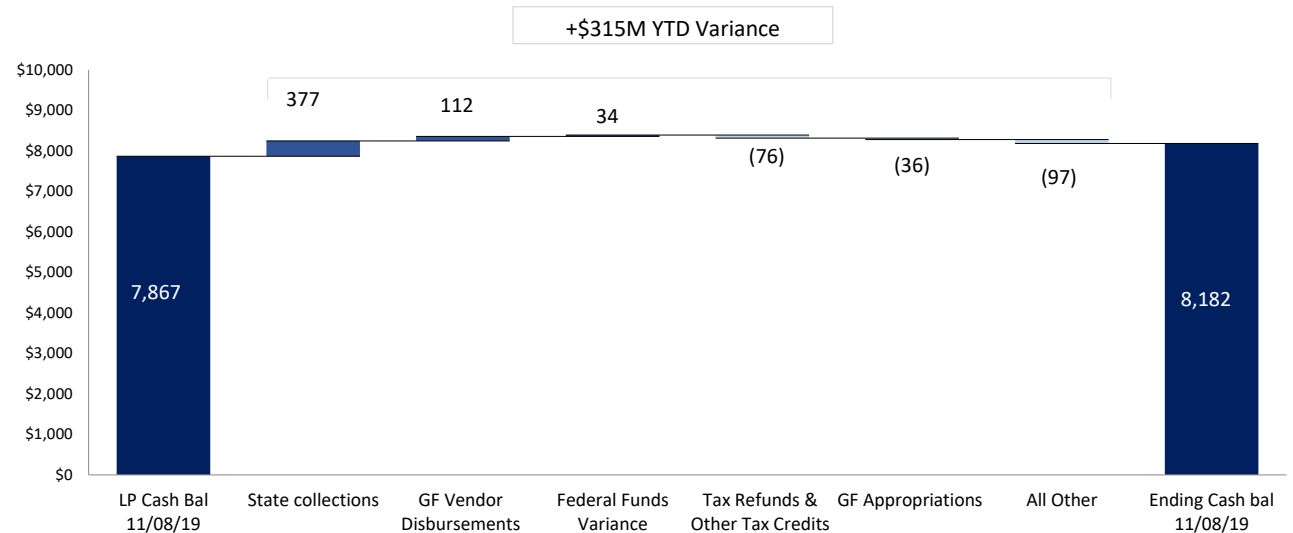
**TSA YTD Cash Flow Actuals: Key Cash Flow Concepts (\$M)**



**Net Cash Flow YTD Variance - LP vs. Actual**

- 1.) The largest YTD variance driver is State Collections, which primarily consist of General Fund revenues. Corporate income tax revenue was the largest contributor to the out-performance. Cash receipts are still not fully allocated to specific revenue concepts due to ongoing SURJ implementation.

**TSA YTD Top Cash Flow Variances (\$M)**



## Puerto Rico Department of Treasury | AAFAF

TSA Cash Flow Actual Results for the Week Ended November 8, 2019

	FY20 Actual	FY20 LP	Variance	FY20 Actual	FY20 LP	FY19 Actual	Variance
(figures in Millions)	11/8	11/8	11/8	YTD	YTD	YTD (a)	YTD FY20 vs LP
<b>State Collections</b>							
1 General fund collections (b)	\$68	\$132	(\$64)	\$3,917	\$3,450	\$3,364	\$467
2 Non-General fund pass-through collections (c)	26	45	(19)	429	472	\$368	(43)
3 Other special revenue fund collection	5	19	(14)	155	189	\$203	(34)
4 Other state collections (d)	4	5	(1)	122	135	\$109	(13)
5 Subtotal - State collections	\$104	\$201	(\$97)	\$4,623	\$4,245	\$4,044	\$377
<b>Federal Fund Receipts</b>							
6 Medicaid	–	30	(30)	881	964	\$1,355	(82)
7 Nutrition Assistance Program	33	163	(129)	909	823	\$1,172	87
8 Disaster Related	2	17	(15)	211	294	\$363	(83)
9 Employee Retention Credits (ERC)	–	–	–	25	50	\$295	(25)
10 Vendor Disbursements, Payroll, & Other	29	–	29	608	505	617	103
11 Subtotal - Federal Fund receipts	\$64	\$210	(\$146)	\$2,634	\$2,635	\$3,802	(\$1)
<b>Balance Sheet Related</b>							
12 Paygo charge	6	12	(6)	207	231	130	(24)
13 Public corporation loan repayment	–	–	–	–	–	153	–
14 Other	–	–	–	–	–	–	–
15 Subtotal - Other Inflows	\$6	\$12	(\$6)	\$207	\$231	\$284	(\$24)
16 <b>Total Inflows</b>	<b>\$173</b>	<b>\$422</b>	<b>(\$249)</b>	<b>\$7,464</b>	<b>\$7,111</b>	<b>\$8,129</b>	<b>\$352</b>
<b>Payroll and Related Costs (e)</b>							
17 General Fund	(45)	(38)	(7)	(980)	(921)	(882)	(59)
18 Federal Fund	(6)	(1)	(5)	(178)	(192)	(179)	14
19 Other State Funds	(3)	(0)	(2)	(48)	(38)	(55)	(10)
20 Subtotal - Payroll and Related Costs	(\$54)	(\$39)	(\$14)	(\$1,206)	(\$1,151)	(\$1,117)	(\$55)
<b>Vendor Disbursements (f)</b>							
21 General fund	(30)	(48)	18	(442)	(554)	(600)	112
22 Federal fund	(19)	(80)	60	(662)	(768)	(854)	106
23 Other State fund	(23)	(19)	(4)	(267)	(214)	(242)	(53)
24 Subtotal - Vendor Disbursements	(\$72)	(\$146)	\$74	(\$1,371)	(\$1,536)	(\$1,696)	\$165
<b>Appropriations</b>							
25 General Fund	(175)	–	(175)	(938)	(902)	(666)	(36)
26 Federal Fund	–	–	–	(877)	(968)	(1,259)	91
27 Other State Fund	(3)	(3)	1	(105)	(145)	(152)	41
28 Subtotal - Appropriations - All Funds	(\$177)	(\$3)	(\$174)	(\$1,920)	(\$2,016)	(\$2,076)	\$96
<b>Other Disbursements - All Funds</b>							
29 Pension Benefits	(12)	(4)	(8)	(832)	(857)	(813)	25
30 Tax Refunds and Other Tax Credits	(6)	(0)	(5)	(112)	(36)	(133)	(76)
31 Employee Retention Credits (ERC)	–	–	–	(25)	(50)	(295)	25
31 Nutrition Assistance Program	(33)	(36)	2	(901)	(699)	(1,130)	(202)
32 Title III Costs	(1)	(3)	1	(65)	(45)	(77)	(20)
33 FEMA Cost Share	–	–	–	(34)	(34)	(135)	0
34 Other Disbursements	32	–	32	(42)	(46)	(24)	4
35 Cash Reserve	–	–	–	–	–	–	–
36 Loans and Tax Revenue Anticipation Notes	–	–	–	–	–	–	–
37 Subtotal - Other Disbursements - All Funds	(\$20)	(\$43)	\$23	(\$2,010)	(\$1,767)	(\$2,608)	(\$243)
38 <b>Total Outflows</b>	<b>(\$324)</b>	<b>(\$232)</b>	<b>(\$92)</b>	<b>(\$6,508)</b>	<b>(\$6,470)</b>	<b>(\$7,498)</b>	<b>(\$38)</b>
39 <b>Net Operating Cash Flow</b>	<b>(\$150)</b>	<b>\$191</b>	<b>(\$341)</b>	<b>\$956</b>	<b>\$641</b>	<b>\$632</b>	<b>\$315</b>
40 Bank Cash Position, Beginning (h)	8,332	7,676	656	7,225	7,225	3,098	(0)
41 <b>Bank Cash Position, Ending (h)</b>	<b>\$8,182</b>	<b>\$7,867</b>	<b>\$315</b>	<b>\$8,182</b>	<b>\$7,867</b>	<b>\$3,730</b>	<b>\$315</b>

**Note:** Refer to the next page for footnote reference descriptions.



**Puerto Rico Department of Treasury | AAFAF**  
*FY20 TSA Cash Flow Actual Results - Footnotes*

Footnotes:

- (a) Represents FY2019 actual results through November 9, 2018
- (b) Represents gross tax collections received and deposited from all Hacienda Collection Posts, through the Hacienda Colecturia Virtual (online) and/or SURI. Additionally, as of the date of this report, the "General Fund Collections" line item includes unreconciled collections due to DTPR transition to collecting various gross tax receipts through the new SURI system. The transition from the Hacienda Colecturia collections system to SURI is ongoing and as such, revenue concept detail for the general tax SURI collections is not available at this time for the portion of collections received by the new general tax SURI account. This resulted in timing-related unreconciled gross collections which will be retroactively allocated to "General Collections" as appropriate once this information becomes available.
- (c) These revenues are collected by DTPR and immediately appropriated.
- (d) Inflows related to the State Insurance Fund, the Department of Labor and Human Resources, the Commissioner of Financial Institutions, and others.
- (e) Represents total gross payroll. Gross payroll includes net payroll disbursed to government employees, cash transfers to the Police Department for payroll costs, and other payroll related costs (employee withholdings, social security, insurance, and other deductions).
- (f) Includes payments to third-party vendors as well as intergovernmental payments to agencies with separate Treasuries.
- (g) Includes Federally Funded Employee Retention Credits.
- (h) Excludes BPPR Clawback Accounts (for clawback revenues prior to June 2016) of \$147M.

**Puerto Rico Department of Treasury | AAFAF**  
*General Fund Collections Summary*

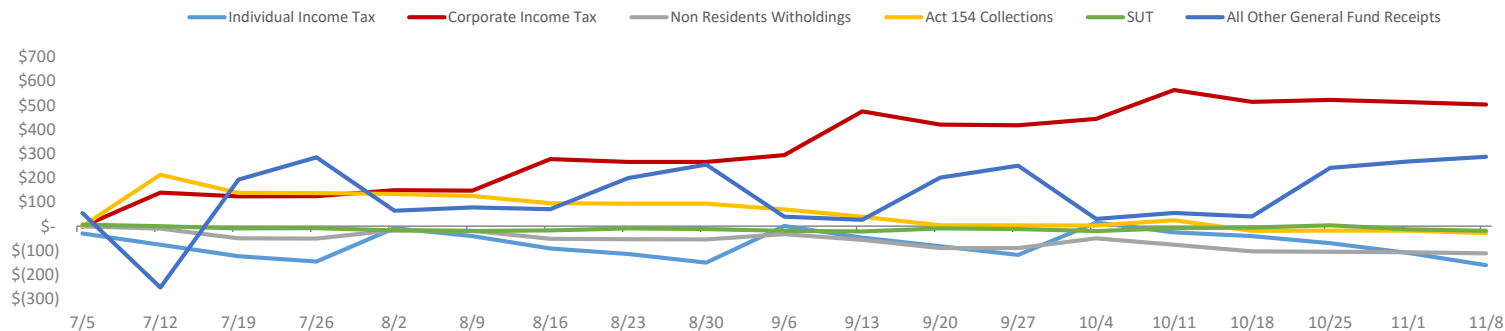
**Key Takeaways / Notes**

1.) GF Collections outperformance is mainly driven by corporate income tax collections. A portion of the outperformance can be attributed to a one-time tax payment related to M&A activity in the first quarter of the fiscal year. Due to the on-going transition of various gross tax collections from Hacienda Colecturia to SURI, revenue concept detail for September general tax SURI collections is not available at this time. Other General Fund revenue includes receipts that have not been allocated to other concepts yet with a YTD balance of \$369mm. This will be retroactively allocated once information becomes available.

**General Fund Collections Year to Date: Actual vs. Forecast (\$M)**

	Actual (a) YTD 11/8	LP YTD 11/8	Var \$ YTD 11/8	Var % YTD 11/8
<b>General Fund Collections</b>				
Corporations	\$ 1,212	\$ 710	\$ 502	71%
Individuals	659	820	(161)	-20%
Act 154	705	734	(29)	-4%
Non Residents Withholdings	100	212	(112)	-53%
Motor Vehicles	95	181	(85)	-47%
Rum Tax (b)	136	124	12	10%
Alcoholic Beverages	63	100	(37)	-37%
Cigarettes	19	51	(32)	-62%
Other General Fund	531	102	428	418%
<b>Total (c)</b>	<b>\$3,520</b>	<b>\$3,033</b>	<b>\$487</b>	<b>16%</b>
SUT Collections (d)	397	416	(20)	-5%
<b>Total General Fund Collections</b>	<b>\$ 3,917</b>	<b>\$ 3,450</b>	<b>\$ 467</b>	<b>14%</b>

**YTD General Fund Receipts Cumulative Variance Liquidity Plan vs. Actual Cumulative Variance by Category (\$M)**



**Footnotes:**

- (a) General Fund gross cash receipts by concept are approximated using net General Fund revenues adjusted for recurring monthly gross-ups and other adjustments.
- (b) This amount includes Rum tax moratorium revenues.
- (c) Receipts in collections accounts occur approximately two business days prior to being deposited into the TSA.
- (d) SUT collections excludes PSTBA, FAM & CINE, and only includes the amounts deposited into the TSA for General Fund use.

**Puerto Rico Department of Treasury | AAFAF**

*Non-General Fund Pass-Through Collections Summary (a)*

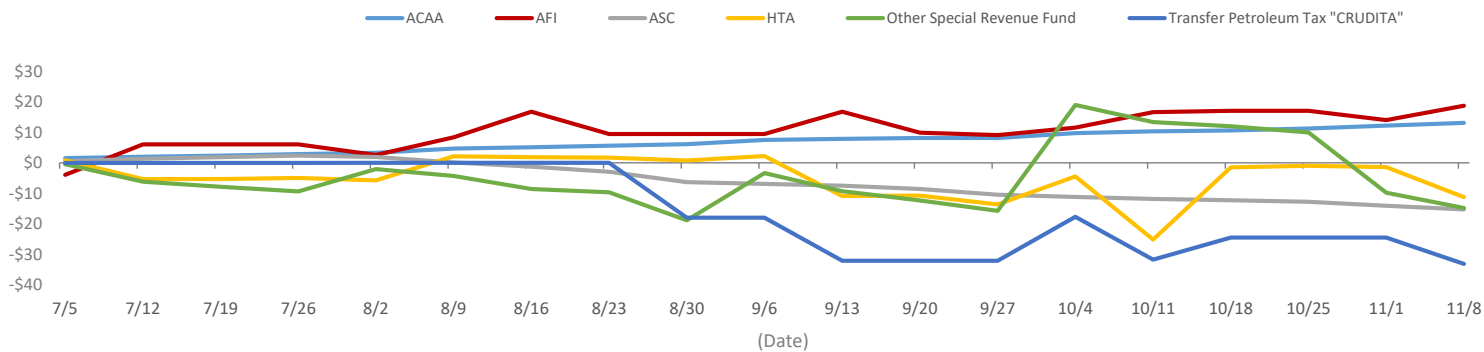
**Key Takeaways / Notes**

- 1.) YTD variance mainly relates to Transfer Petroleum Tax "CRUDITA" collections. The variance is assumed to be temporary at this time and may be partially due to revenues that are currently unclassified and not allocated.

**Non-GF Pass-through Collections Year to Date: Actual vs. Forecast (\$M)**

Non-GF pass-throughs	Actual	LP	Var \$	Var %
	YTD 11/8	YTD 11/8	YTD 11/8	YTD 11/8
<b>HTA</b>	\$ 204	\$ 215	\$ (11)	-5%
Gasoline Taxes	51	67	(16)	-24%
Gas Oil and Diesel Taxes	6	8	(2)	-26%
Vehicle License Fees (\$15 portion)	12	8	4	41%
Petroleum Tax	85	82	3	4%
Vehicle License Fees (\$25 portion)	28	43	(15)	-34%
Other	22	7	15	218%
Cigarettes (b)	17	26	(9)	-34%
Corporations (c)	26	20	6	30%
Non Residents Withholdings (c)	3	6	(3)	-52%
Transfer Petroleum Tax "CRUDITA"	32	65	(33)	-51%
Crudita to PRIFA (clawback)	52	33	19	56%
Electronic Lottery	26	11	16	n/a
ASC	11	27	(15)	-57%
ACAA	29	15	13	84%
Other Special Revenue Fund	30	54	(25)	-45%
<b>Total Non-GF Collections</b>	<b>\$ 429</b>	<b>\$ 472</b>	<b>\$ (43)</b>	<b>-9%</b>

**YTD Non-General Fund Receipts Cumulative Variance Liquidity Plan vs. Actual Cumulative Variance by Category (\$M)**



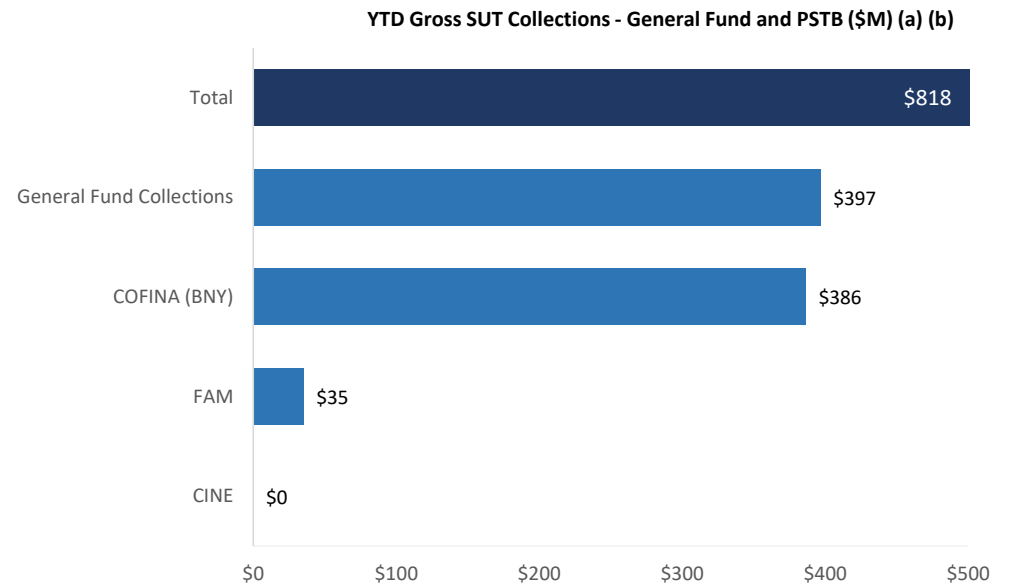
**Footnotes**

- (a) These amounts are collected by DTTPR and immediately appropriated as set forth in the table on this page.
- (b) Relates to cigarette tax collections that are subsequently passed through to PRITA, HTA, PRMBA and other.
- (c) Relates to income tax reserves that are subsequently passed through to PRIDCO.
- (d) Rum tax moratorium revenues are included in the General Fund Collections on the preceding page.

**Puerto Rico Department of Treasury | AAFAF**  
*Sales and Use Tax Collections Summary*

**Key Takeaways / Notes**

- 1.) The proceeds from the Puerto Rico 10.5% SUT rate are allocated as follows: Of the 10.5%, 5.5% is deposited into a COFINA BNY Mellon account until the PSTBA cap is reached, and 4.5% is deposited into the General Fund. The remaining 0.5% is remitted to FAM.



Footnotes

- (a) This schedule reflects gross cash activity and is subject to revision based on periodic reconciliations and accounting adjustments.
- (b) As of November 8, 2019 there is \$144M in SUT collected pending verification and allocation. The verification process includes matching receipts with the appropriate returns and reconciling government account information. Once this process is complete, SUT funds are distributed in accordance with the COFINA Plan of Adjustment based on the ownership of funds and otherwise based on the limits on distributions established therein.

**Puerto Rico Department of Treasury | AAFAF**  
*Federal Funds Net Cash Flow Summary (a)*

**Key Takeaways / Notes**

- Receipts for the Nutritional Assistance Program (NAP) and Medicaid (ASES Pass-through) are received in advance of the subsequent pass through disbursements. Federal Funds received for Payroll and Vendor Payments are typically reimbursed following disbursement. Disasted Related Federal Funds are received once supporting documentation for an accrual or related expense are provided to and approved by FEMA. Currently, there may be temporary surplus / (deficit) due timing differences relating to prior year carryover.

**Weekly FF Net Surplus (Deficit)**

Medicaid (ASES)	
Nutritional Assistance Program (NAP)	
Payroll / Vendor Disbursements / Other Federal Programs	
FEMA / Disaster Funding	
Employee Retention Credit (ERC)	
<b>Total</b>	

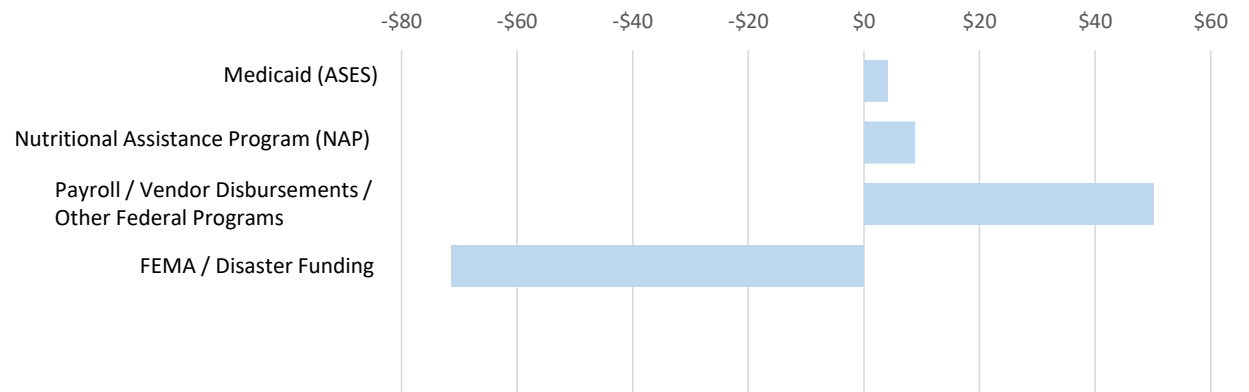
FF Inflows	FF Outflows	Net Cash Flow
\$ -	\$ -	\$ -
33	(33)	0
29	(25)	4
2	(8)	(7)
-	-	-
<b>\$ 64</b>	<b>(66)</b>	<b>\$ (3)</b>

**YTD Cumulative FF Net Surplus (Deficit)**

Medicaid (ASES)	
Nutritional Assistance Program (NAP)	
Payroll / Vendor Disbursements / Other Federal Programs	
FEMA / Disaster Funding	
Employee Retention Credit (ERC)	
<b>Total</b>	

FF Inflows	FF Outflows	Net Cash Flow
\$ 881	\$ (877)	\$ 4
909	(901)	9
608	(558)	50
211	(282)	(71)
25	(25)	-
<b>2,634</b>	<b>\$ (2,643)</b>	<b>\$ (8)</b>

**YTD Federal Funds Net Cash Flows (\$M)**



Footnotes

- Please note that federal fund classification as represented here is based on the fund classification at the point of transaction. Agencies regularly review cash transactions and make accounting adjustments that result in fund reclassifications.
- For reference, the FY19 ending Federal Fund surplus/(deficit) was \$231M, \$87M, \$114M and \$108M relating to Medicaid, NAP, Payroll/Vendor Disbursements and FEMA, respectively.

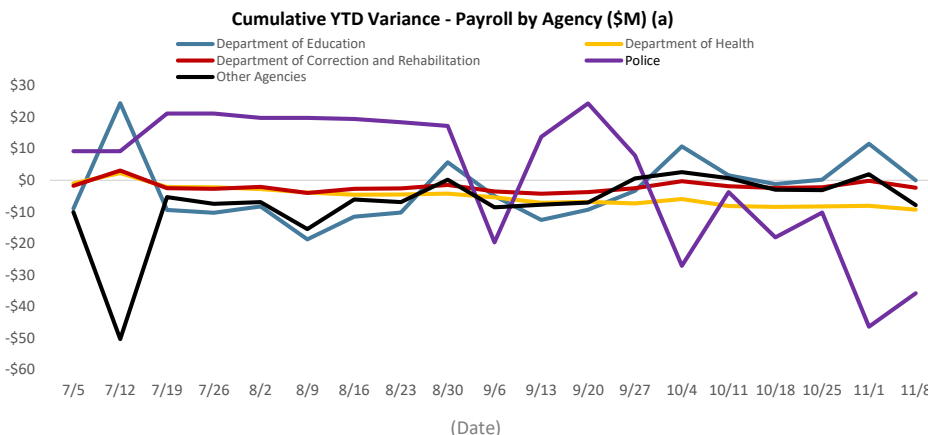
**Puerto Rico Department of Treasury | AAFAF**  
 Payroll / Vendor Disbursements Summary

**Key Takeaways / Notes : Gross Payroll**

- 1.) As of the date of this report, YTD variance is mostly due to the timing and will be offset in future weeks.

**Gross Payroll (\$M) (a)**

Agency	YTD Variance
Department of Education	\$ 0
Department of Correction & Rehabilitation	(2)
Department of Health	(9)
Police	(36)
All Other Agencies	(8)
<b>Total YTD Variance</b>	<b>\$ (55)</b>

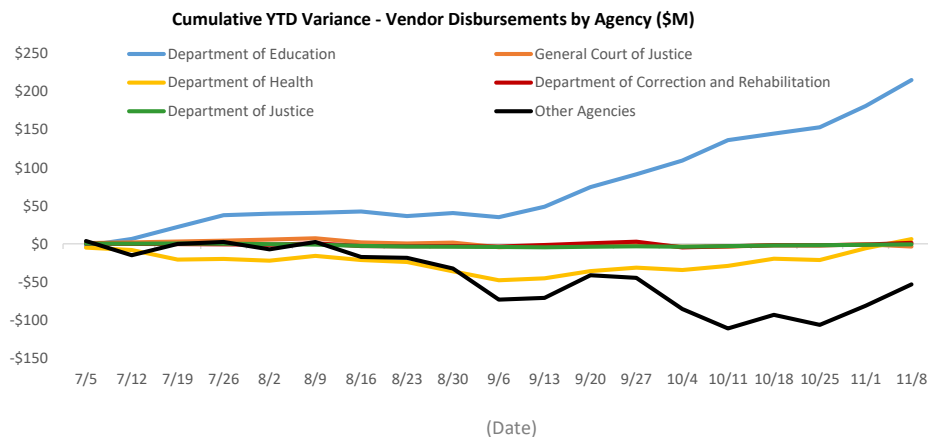


**Key Takeaways / Notes : Vendor Disbursements**

- 1.) As of the date of this report, YTD variance is mostly due to the timing and will be offset in future weeks.

**Vendor Disbursements (\$M)**

Agency	YTD Variance
Department of Education	\$ 215
Department of Health	6
Department of Correction & Rehabilitation	1
Department of Justice	(1)
General Court of Justice	(4)
All Other Agencies	(53)
<b>Total YTD Variance</b>	<b>\$ 165</b>



Footnotes

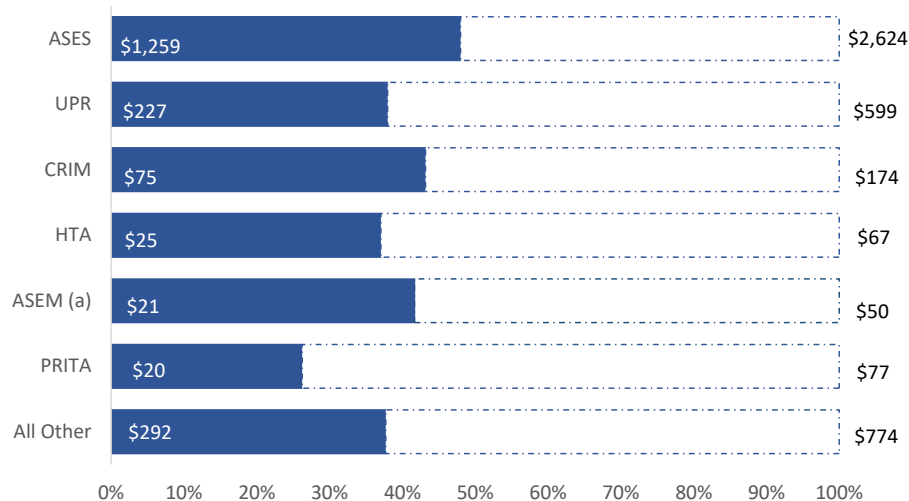
(a) Gross Payroll is equal to the sum of: (i) Net Payroll by Agency from the DTPR RHUM system; (ii) Other Payroll and (iii) Cash outlays for wage garnishments by Agency.

**Puerto Rico Department of Treasury | AAFAF**  
*Appropriations Summary*

**Key Takeaways / Notes**

- 1.) General Fund appropriations are generally executed throughout the year on a consistent basis each month and therefore largely in line with forecast.

**YTD FY2020 Budgeted Appropriations Executed (\$M)**



**Remaining Appropriation Budget (\$M)**

Entity Name	Full Year		
	Actual YTD	Expectation	Remaining
ASES	\$ 1,259	\$ 2,624	\$ 1,364
UPR	227	599	371
CRIM	75	174	99
HTA	25	67	42
ASEM	21	50	29
PRITA	20	77	57
All Other	292	774	482
<b>Total</b>	<b>\$ 1,920</b>	<b>\$ 4,365</b>	<b>\$ 2,445</b>

**YTD Appropriation Variance (\$M)**

Entity Name	Liquidity Plan		
	Actual YTD	YTD	Variance
ASES	\$ 1,259	\$ 1,351	\$ 91
UPR	227	227	-
CRIM	75	75	(0)
HTA	25	22	(2)
ASEM	21	21	0
PRITA	20	20	(0)
All Other	292	300	8
<b>Total</b>	<b>\$ 1,920</b>	<b>\$ 2,016</b>	<b>\$ 96</b>

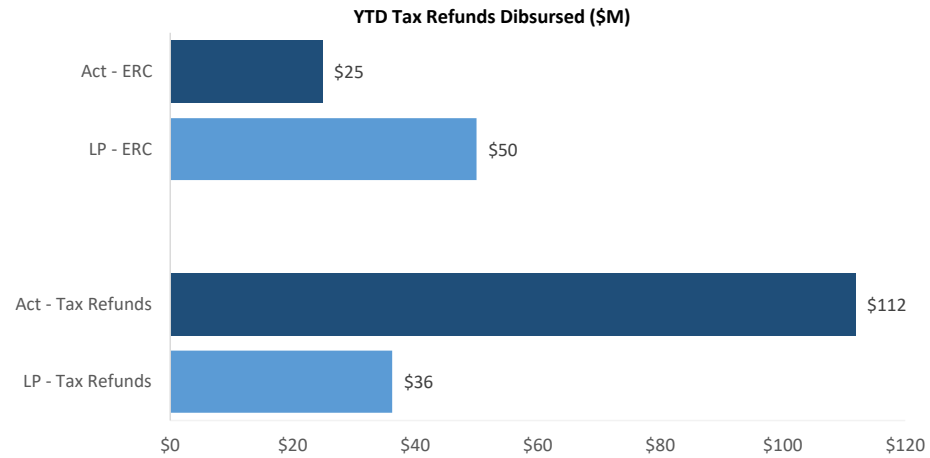
Footnotes

(a) Includes only appropriations from the General Fund to ASEM. Other funds disbursed to ASEM are included within the 'All Other' category.

**Puerto Rico Department of Treasury | AAFAF**  
*Tax Refunds / PayGo and Pensions Summary*

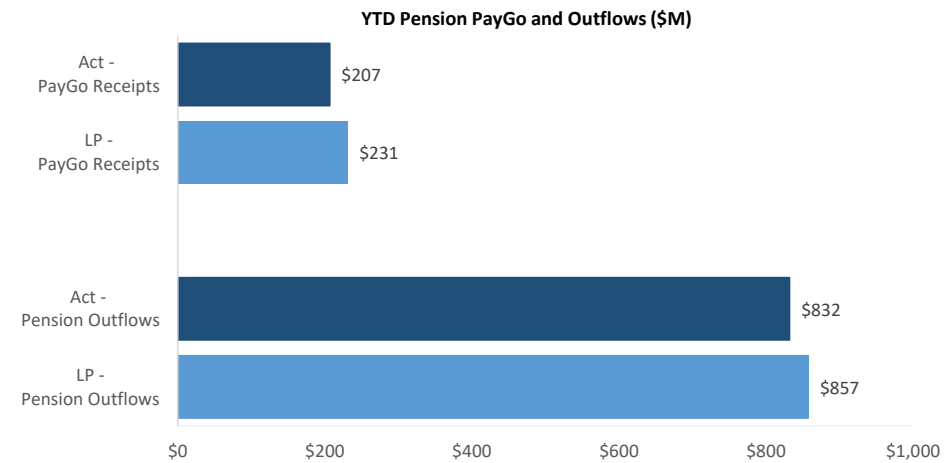
**Key Takeaways / Notes : Tax Refunds**

- 1.) YTD Employee Retention Credits were less than projected, though there is no net cash flow impact as all Employee Retention Credits issued were supported by federal fund inflows. Tax refunds in excess of Liquidity Plan are due to greater than expected refunds issued for 2018 tax returns.



**Key Takeaways / Notes : Pension PayGo**

- 1.) YTD Pension Paygo and Outflow variance is temporary, and is expected to reverse in subsequent weeks.





## Puerto Rico Department of Treasury | AAFAF

## Schedule A: Central Government - Live Web Portal AP by Payee Type (a) (b)

All Agencies

(figures in \$000s)

Continues and Continued...

ID	Agency Name	3rd Party Payables	Intergovernmental Payables	Total
071	Department of Health	\$ 93,926	\$ 80,519	\$ 174,445
081	Department of Education	59,980	23,246	83,226
078	Department of Housing	27,453	44	27,497
016	Office of Management and Budget	25,141	18	25,159
049	Department of Transportation and Public Works	17,892	12	17,904
123	Families and Children Administration	16,868	159	17,027
025	Hacienda (entidad interna - fines de contabilidad)	13,233	1,324	14,557
095	Mental Health and Addiction Services Administration	12,064	1,595	13,659
024	Department of the Treasury	11,291	-	11,291
127	Adm. for Socioeconomic Development of the Family	10,218	274	10,492
122	Department of the Family	9,335	59	9,394
038	Department of Justice	7,626	374	8,000
126	Vocational Rehabilitation Administration	7,673	7	7,680
137	Department of Correction and Rehabilitation	7,427	7	7,434
043	Puerto Rico National Guard	5,224	530	5,754
050	Department of Natural and Environmental Resources	4,649	3	4,652
021	Emergency Management and Disaster Adm. Agency	4,571	65	4,636
045	Department of Public Security	4,314	6	4,320
028	Commonwealth Election Commission	3,786	55	3,841
055	Department of Agriculture	3,107	-	3,107
124	Child Support Administration	2,901	107	3,008
067	Department of Labor and Human Resources	1,873	397	2,270
087	Department of Sports and Recreation	1,856	114	1,970
031	General Services Administration	1,846	60	1,906
241	Administration for Integral Development of Childhood	969	921	1,890
010	General Court of Justice	1,460	-	1,460
015	Office of the Governor	1,384	34	1,418
040	Puerto Rico Police	1,300	19	1,319
014	Environmental Quality Board	1,008	274	1,282
022	Office of the Commissioner of Insurance	1,177	3	1,180
105	Industrial Commission	965	189	1,154
120	Veterans Advocate Office	1,105	2	1,107
266	Office of Public Security Affairs	1,079	-	1,079
290	State Energy Office of Public Policy	922	-	922
221	Emergency Medical Services Corps	871	16	887

## Puerto Rico Department of Treasury | AAFAF

## Schedule A: Central Government - Live Web Portal AP by Payee Type (a) (b)

All Agencies

(figures in \$000s)

Continues and Continued...

ID	Agency Name	3rd Party Payables	Intergovernmental Payables	Total
018	Planning Board	828	1	829
152	Elderly and Retired People Advocate Office	670	-	670
096	Women's Advocate Office	486	-	486
035	Industrial Tax Exemption Office	406	1	407
075	Office of the Financial Institutions Commissioner	354	-	354
098	Corrections Administration	284	-	284
023	Department of State	265	-	265
065	Public Services Commission	255	-	255
141	Telecommunication's Regulatory Board	255	-	255
273	Permit Management Office	173	-	173
089	Horse Racing Industry and Sport Administration	146	-	146
155	State Historic Preservation Office	144	-	144
139	Parole Board	97	-	97
226	Joint Special Counsel on Legislative Donations	68	-	68
042	Firefighters Corps	64	-	64
069	Department of Consumer Affairs	64	-	64
060	Citizen's Advocate Office (Ombudsman)	60	-	60
062	Cooperative Development Commission	54	-	54
132	Energy Affairs Administration	49	-	49
037	Civil Rights Commission	44	-	44
030	Office of Adm. and Transformation of HR in the Govt.	42	-	42
153	Advocacy for Persons with Disabilities of the Commonwealth	27	-	27
231	Health Advocate Office	25	-	25
224	Joint Commission Reports Comptroller	15	-	15
034	Investigation, Prosecution and Appeals Commission	12	-	12
281	Office of the Electoral Comptroller	5	-	5
220	Correctional Health	1	-	1
	Other	11,041	195	11,236
	<b>Total</b>	<b>\$ 382,428</b>	<b>\$ 110,630</b>	<b>\$ 493,058</b>

## Footnotes:

- (a) Data presented above represents the Central Government live AP Web Portal repository of third party and intergovernmental invoices by agency, implemented in FY2019. The full transition to managing central government payables through the web portal is complete, however government agencies and vendors continue to analyze the information contained in this report to ensure its accuracy. Ongoing efforts with the largest agencies and their vendors to implement the appropriate processes and controls needed to realize improvements in reporting and efficiency continue as of the date of this report.
- (b) On a go-forward basis, vendors submit invoices for approval through the live AP Web Portal where they are logged electronically, matched with the appropriate purchase order or other relevant documentation, and approved / vouchered at the agency level through the online interface.

## Puerto Rico Department of Treasury | AAFAF

## Schedule B: Central Government - Live Web Portal AP Aging (a) (b)

## All Agencies

(figures in \$000s)

Continues and Continued...

ID	Agency Name	0 - 30	31 - 60	61 - 90	Over 90 days	Total
071	Department of Health	\$ 16,760	\$ 33,594	\$ 7,538	\$ 116,553	\$ 174,445
081	Department of Education	35,297	18,357	3,884	25,688	83,226
078	Department of Housing	1,386	1,474	5,315	19,322	27,497
016	Office of Management and Budget	66	228	11	24,854	25,159
049	Department of Transportation and Public Works	1,437	1,306	298	14,863	17,904
123	Families and Children Administration	1,314	815	1,292	13,606	17,027
025	Hacienda (entidad interna - fines de contabilidad)	2,395	434	1,069	10,659	14,557
095	Mental Health and Addiction Services Administration	5,056	1,743	1,104	5,756	13,659
024	Department of the Treasury	2,259	4,334	301	4,397	11,291
127	Adm. for Socioeconomic Development of the Family	1,501	1,428	818	6,745	10,492
122	Department of the Family	1,629	1,969	235	5,561	9,394
038	Department of Justice	1,968	1,616	253	4,163	8,000
126	Vocational Rehabilitation Administration	4,296	847	306	2,231	7,680
137	Department of Correction and Rehabilitation	3,669	1,658	1,062	1,045	7,434
043	Puerto Rico National Guard	770	2,119	598	2,267	5,754
050	Department of Natural and Environmental Resources	1,022	1,060	379	2,191	4,652
021	Emergency Management and Disaster Adm. Agency	727	44	806	3,059	4,636
045	Department of Public Security	1,790	1,077	484	969	4,320
028	Commonwealth Election Commission	221	38	47	3,535	3,841
055	Department of Agriculture	2,112	45	449	501	3,107
124	Child Support Administration	595	412	55	1,946	3,008
067	Department of Labor and Human Resources	637	300	78	1,255	2,270
087	Department of Sports and Recreation	115	57	15	1,783	1,970
031	General Services Administration	98	123	71	1,614	1,906
241	Administration for Integral Development of Childhood	171	375	47	1,297	1,890
010	General Court of Justice	-	1,460	-	-	1,460
015	Office of the Governor	54	24	53	1,287	1,418
040	Puerto Rico Police	-	1	307	1,011	1,319
014	Environmental Quality Board	124	224	116	818	1,282
022	Office of the Commissioner of Insurance	144	59	52	925	1,180
105	Industrial Commission	243	320	91	500	1,154
120	Veterans Advocate Office	483	11	11	602	1,107
266	Office of Public Security Affairs	481	575	9	14	1,079

## Puerto Rico Department of Treasury | AAFAF

## Schedule B: Central Government - Live Web Portal AP Aging (a) (b)

## All Agencies

(figures in \$000s)

Continues and Continued...

ID	Agency Name	0 - 30	31 - 60	61 - 90	Over 90 days	Total
290	State Energy Office of Public Policy	-	1	3	918	922
221	Emergency Medical Services Corps	-	-	110	777	887
018	Planning Board	35	552	10	232	829
152	Elderly and Retired People Advocate Office	268	197	7	198	670
096	Women's Advocate Office	84	26	24	352	486
035	Industrial Tax Exemption Office	7	23	17	360	407
075	Office of the Financial Institutions Commissioner	221	2	1	130	354
098	Corrections Administration	-	-	-	284	284
023	Department of State	117	33	22	93	265
065	Public Services Commission	4	24	25	202	255
141	Telecommunication's Regulatory Board	8	23	45	179	255
273	Permit Management Office	12	19	15	127	173
089	Horse Racing Industry and Sport Administration	36	18	-	92	146
155	State Historic Preservation Office	20	33	11	80	144
139	Parole Board	3	1	1	92	97
226	Joint Special Counsel on Legislative Donations	17	14	-	37	68
042	Firefighters Corps	-	-	4	60	64
069	Department of Consumer Affairs	15	10	10	29	64
060	Citizen's Advocate Office (Ombudsman)	16	3	4	37	60
062	Cooperative Development Commission	16	1	7	30	54
132	Energy Affairs Administration	-	-	-	49	49
037	Civil Rights Commission	21	7	2	14	44
030	Office of Adm. and Transformation of HR in the Govt.	8	1	2	31	42
153	Advocacy for Persons with Disabilities of the Commonwealth	3	2	-	22	27
231	Health Advocate Office	20	2	3	-	25
224	Joint Commission Reports Comptroller	1	-	-	14	15
034	Investigation, Prosecution and Appeals Commission	-	-	-	12	12
281	Office of the Electoral Comptroller	-	1	-	4	5
220	Correctional Health	-	1	-	-	1
	Other	380	2,411	1,003	7,442	11,236
<b>Total</b>		<b>\$ 90,132</b>	<b>\$ 81,532</b>	<b>\$ 28,480</b>	<b>\$ 292,914</b>	<b>\$ 493,058</b>

## Footnotes:

- (a) Data presented above represents the Central Government live AP Web Portal repository of third party and intergovernmental invoices by agency, implemented in FY2019. The full transition to managing central government payables through the web portal is complete, however government agencies and vendors continue to analyze the information contained in this report to ensure its accuracy. Ongoing efforts with the largest agencies and their vendors to implement the appropriate processes and controls needed to realize improvements in reporting and efficiency continue as of the date of this report.
- (b) On a go-forward basis, vendors submit invoices for approval through the live AP Web Portal where they are logged electronically, matched with the appropriate purchase order or other relevant documentation, and approved / vouchered at the agency level through the online interface.