

Requirement 1 (A)



Puerto Rico Department of Treasury

Treasury Single Account ("TSA") FY 2021 Cash Flow

For the month of June FY21 and Q4 FY21

Disclaimer

- The Puerto Rico Fiscal Agency and Financial Advisory Authority (“AAFAF”), the Government of Puerto Rico (the “Government”), and each of their respective officers, directors, employees, agents, attorneys, advisors, members, partners or affiliates (collectively, with AAFAF and the Government the “Parties”) make no representation or warranty, express or implied, to any third party with respect to the information contained herein and all Parties expressly disclaim any such representations or warranties.
- The Parties do not owe or accept any duty or responsibility to any reader or recipient of this presentation, whether in contract or tort, and shall not be liable for or in respect of any loss, damage (including without limitation consequential damages or lost profits) or expense of whatsoever nature of such third party that may be caused by, or alleged to be caused by, the use of this presentation or that is otherwise consequent upon the gaining of access to this document by such third party.
- This document does not constitute an audit conducted in accordance with generally accepted auditing standards, an examination of internal controls or other attestation or review services in accordance with standards established by the American Institute of Certified Public Accountants or any other organization. Nor does this document constitute an audit of compliance with any other federal law, rule, or regulation. Accordingly, the Parties do not express an opinion or any other form of assurance on the financial statements or any financial or other information or the internal controls of the Government and the information contained herein.
- Any statements and assumptions contained in this document, whether forward-looking or historical, are not guarantees of future performance and involve certain risks, uncertainties, estimates and other assumptions made in this document. The economic and financial condition of the Government and its instrumentalities is affected by various financial, social, economic, environmental and political factors. These factors can be very complex, may vary from one fiscal year to the next and are frequently the result of actions taken or not taken, not only by the Government and its agencies and instrumentalities, but also by entities such as the government of the United States. Because of the uncertainty and unpredictability of these factors, their impact cannot be included in the assumptions contained in this document. Future events and actual results may differ materially from any estimates, projections, or statements contained herein. Nothing in this document should be considered as an express or implied commitment to do or take, or to refrain from taking, any action by AAFAF, the Government, or any government instrumentality in the Government or an admission of any fact or future event. Nothing in this document shall be considered a solicitation, recommendation or advice to any person to participate, pursue or support a particular course of action or transaction, to purchase or sell any security, or to make any investment decision.
- By receiving this document, the recipient shall be deemed to have acknowledged and agreed to the terms of these limitations.
- This document may contain capitalized terms that are not defined herein, or may contain terms that are discussed in other documents or that are commonly understood. You should make no assumptions about the meaning of capitalized terms that are not defined, and you should consult with advisors of AAFAF should clarification be required.

Glossary

Term	Definition
ACAA	- Automobile Accident Compensation Administration, or Administración de Compensaciones por Accidentes de Automoviles, is a component unit of the Commonwealth of Puerto Rico.
Act 154	- Act 154 means Act No. 154-2010, which, inter alia, imposes a temporary excise tax on the acquisition by multinationals of certain property manufactured or produced in whole or in part in Puerto Rico and on the acquisition of certain manufacturing services carried out in Puerto Rico. The Act 154 temporary excise tax expires on December 31, 2027.
AFI / PRIFA	- Infrastructure Financing Authority.
ASC	- Compulsory Liability Insurance, private insurance company.
ASES	- Puerto Rico Health Insurance Administration, a public corporation and component unit of the Commonwealth of Puerto Rico.
CINE	- Puerto Rico Cinema Fund, a recipient of certain assigned sales and use tax revenues.
COFINA	- Puerto Rico Sales Tax Financing Corporation.
Deferred General Fund Receipt	- Revenues pertaining to Fiscal Year 2020, such as individual and corporate income taxes, that are collected in Fiscal Year 2021 due to various executive orders and tax extensions in response to the COVID-19 pandemic.
DTPR	- Department of the Treasury of Puerto Rico.
DTPR Collection System	- This is the software system that DTPR uses for collections.
FAM	- Municipal Fund Administration, a recipient of certain assigned sales and use tax revenues.
General Fund Collections	- All gross tax collections received and deposited into the TSA from all Hacienda Collection Posts, through the Hacienda Colecturia Virtual (online), and/or SURI, as well as certain pass-through collections and others.
General Fund	- General Fund (Operating Fund) means the Commonwealth principal operating fund; disbursements from such fund are generally approved through the Commonwealth's annual budgeting process.
Gross Payroll	- Gross Payroll is equal to the sum of: (i) Net Payroll from the DTPR RHUM system; (ii) Other Payroll and (iii) Cash outlays for wage garnishments by Agency.
HTA	- Puerto Rico Highways and Transportation Authority, a public corporation and a component unit of the Commonwealth of Puerto Rico.
Liquidity Plan (LP)	- The Liquidity Plan is the translation of the Certified Fiscal Plan ("CFP") and Certified Budget ("Budget") into a cash flow projection. The TSA Liquidity Plan encompasses all cash flow activity within the TSA. Certain cash flow activity is contemplated in the CFP and Budget, but occurs outside the TSA. Cash flow bridges from the TSA to the CFP and Budget have been included to facilitate comparison.
NAP	- NAP, or the Nutrition Assistance Program, also known as PAN, or Programa de Asistencia Nutricional is a federal assistance nutritional program provided by the United States Department of Agriculture (USDA) solely to Puerto Rico.
Other Payroll	- Other Payroll expenses relate to employee withholdings, social security, insurance, and other deductions.
Other State Collections	- Inflows related to various Health Department programs, the State Insurance Fund, the Commissioner of Financial Institutions, interest earned on TSA bank accounts and others.
PayGo	- PayGo - Puerto Rico pension system that is funded through a pay-as-you-go system. Retirement benefits expenses of government employers are paid by the central government and reimbursed by the employers, with such funds received by the TSA.
PRASA	- Puerto Rico Aqueduct and Sewer Authority, a public corporation and a component unit of the Commonwealth of Puerto Rico.
PREPA	- Puerto Rico Electric Power Authority, a public corporation and a component unit of the Commonwealth of Puerto Rico.
PRITA	- Puerto Rico Integrated Transport Authority, a public corporation and component unit of the Commonwealth of Puerto Rico.
PSTBA	- The PSTBA is an amount established under Act 91-2006, as amended, and the Sales Tax Revenue Bond Resolution, as amended and restated on June 10, 2009 (the "Bond Resolution"), that currently must be received by COFINA from 5.5% of the SUT before the Commonwealth can receive any of the other 5.5% SUT.
Public Corporation	- Public corporations are governmental authorities with autonomous structure separate from the central government administration and with independent treasury functions.
RHUM System	- This is the software system that DTPR uses for payroll.
SIFC	- State Insurance Fund Corporation, a public corporation and a component unit of the Commonwealth of Puerto Rico.
Special Revenue Receipts	- Collections made by central government agencies at collection posts for services rendered by the agencies as well as fees, licenses, permits, fines and others.
SURI	- Sistema Unificada de Rentas Internas is the new digital tool of the Department of the Treasury that will allow integration and streamlining of the administration of taxes and revenues and eliminate the complexity of the current systems for the benefit of the Treasury and the taxpayers.
Sweep Account Transfers	- Transfers of Fiscal Year 2020 collections in the SURI sweep account to the TSA during Fiscal Year 2021. The closing balance of the sweep account on June 30, 2020, was \$1,024 million.
TSA	- Treasury Single Account, the Commonwealth's main operational bank account (concentration account) in which a majority of receipts from Governmental funds are deposited and from which most expenses are disbursed. TSA receipts include tax collections, charges for services, intergovernmental collections, the proceeds of short and long-term debt issuances and amounts held in custody by the Secretary of the Treasury for the benefit of the Commonwealth's fiduciary funds. Only a portion of the revenues received by the TSA is included in the annual General Fund budget presented to the Puerto Rico Legislative Assembly for approval. Other revenues are separately assigned by law to certain agencies or public corporations but still flow through the TSA.

Introduction

- Enclosed is the weekly Treasury Single Account ("TSA") cash flow report and supporting schedules with monthly YTD FY2021 actual results compared to the FY2021 Liquidity Plan and FY2020 actual results.
- TSA is the Commonwealth's main operational bank account (concentration account) in which a majority of receipts from Governmental funds are deposited and from which most expenses are disbursed.
- Receipts in the TSA include tax collections (including revenues assigned to certain public corporations and pledged for the payment of their debt service), charges for services, intergovernmental collections (such as reimbursements from Federal assistance grants), the proceeds of short and long-term debt issuances held in custody by the Secretary of Treasury for the benefit of the Government fiduciary funds, and other receipts. Only a portion of the revenues received by the TSA is included in the annual General Fund budget presented to the Puerto Rico Legislative Assembly for approval. Other revenues are separately assigned by law to certain agencies or public corporations but still flow through the TSA.
- Disbursements from the TSA include payroll and related costs, vendor and operational disbursements (including those reimbursed by Federal assistance grants and funded from Special Revenue Funds), welfare expenditures, capital outlays, debt service payments, required budgetary formulas and appropriation payments, pass-through payments of pledged revenues to certain public corporations, tax refunds, payments of current pension benefits and other disbursements.
- Federal funds related to disaster relief for hurricanes Irma and Maria are deposited in a separate bank account overseen by the Government Authorized Representative ("GAR"). Funds may be transferred to the TSA either: (i) after admissible disbursements (per approved Project Worksheets) have been made or (ii) once supporting documentation for an accrual or related expense are provided to and approved by FEMA. Therefore, FEMA funding may also be received in advance of actual cash disbursement, as payments to vendors may occur subsequent to when the corresponding services are rendered / expenses are recorded.
- Federal funds related to the Coronavirus Aid, Relief, and Economic Security ("CARES") Act have been deposited into bank accounts overseen by Hacienda, but separate from the TSA.
- Sistema Unificada de Rentas Internas ("SURI") is the new digital platform designed to integrate and streamline the administration of taxes and revenues. Collections are initially deposited into a SURI sweep account outside of the TSA. Collections must be verified and reconciled before they can be swept into the TSA. The reconciliation process is still being refined, and as a result, there have been significant delays in transferring collections from the sweep account to the TSA. The SURI sweep account balance is reported on page 5 of this report.
- Data limitations and commentary:

The government has focused on cash transaction information for which access to reliable, timely, and detailed data is readily available. The government continues to work with DTPR and other parties to access additional reliable data that would help to provide additional detail in the future.

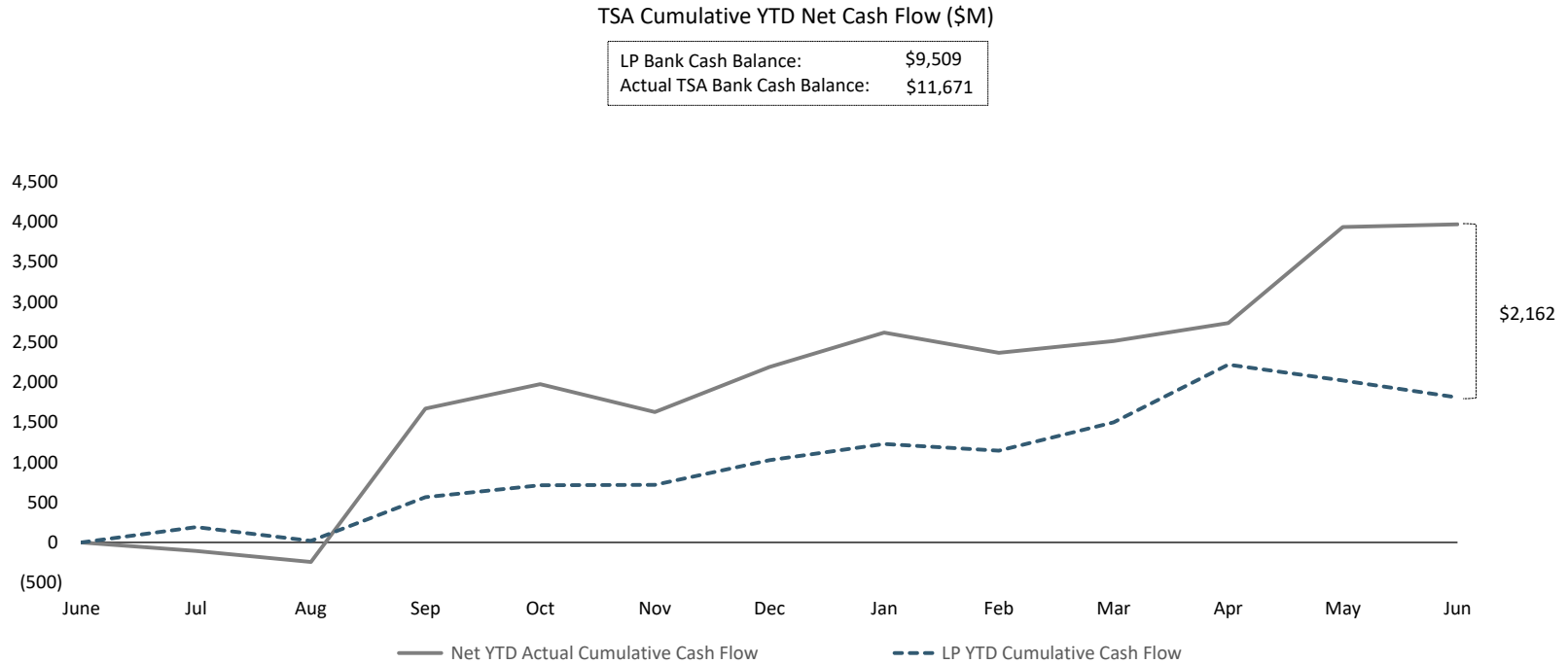
Puerto Rico Department of Treasury | AAFAF
Executive Summary - TSA Cash Flow Actual Results
(figures in Millions)

\$11,671	\$34	\$248	\$1,671	\$1,108	\$3,970	\$2,162
Bank Cash	June	Monthly	Q4	Q4	YTD Net	YTD Net Cash
Position	Cash Flow	Variance	Cash Flow	Variance	Cash Flow	Flow Variance

Bridge from Liquidity Plan projected cash balance and actual ending cash balance as of June 30, 2021

<u>Cash Flow line item</u>	<u>Variance Bridge (\$M)</u>	<u>Comments</u>
Liquidity Plan Projected Cash Balance 6/30/21:	\$ 9,509	<p>1. State collections ended the year \$2,099 million ahead of plan and the TSA sweep account includes and additional \$158 million of primarily general fund collections which will be transferred in short order. Outperformance is primarily due to the impact of increased Federal stimulus and better than expected economic activity during the Covid-19 pandemic.</p> <p>2. Various custody account transfer items account for +\$244M of variance. The plan included \$54M as part of the overall \$400M Broadband Expansion plan which has been delayed into FY22. The \$50M for the 21st Century Technical & Business Education Fund has also not yet been transferred from the TSA. \$56M is temporary variance related to municipalities, including \$50M in transfers for the Municipal Development Funds in addition to \$6M in transfers for the Municipal Improvement Funds which may be transferred in the first 60 days of the next fiscal year. The custody account transfers budget included \$23M for litigation related to DOE transitory employee backpay, which was paid out and reported within gross payroll.</p> <p>3. Tax refunds were \$178M lower than forecast. Positive variance is due to various EITC benefits realized in the form of credit against tax liabilities owed by EITC beneficiaries instead of cash distributions as contemplated with the Liquidity Plan and timing differences arising from the extension of tax filing deadlines due to the COVID-19 pandemic.</p> <p>4. Approximately \$174M of positive variance is attributable to General Fund Opex. These funds may be spent during the first 60 days of FY2022.</p> <p>5. Approximately \$173M of positive variance is attributable to budgeted State Cost Share. Cost share payments will occur in conjunction with increased recovery spending in FY22.</p> <p>6. On June 1, 2021, \$750 million was transferred to PREPA for funding of the working capital accounts required under the LUMA O&M agreement. This was not contemplated in the 2021 Fiscal Plan, and therefore excluded from the Liquidity Plan, resulting in a permanent negative variance to the forecast. Subsequent to the certification of the Fiscal Plan and Budget, Joint Resolution 139 was passed which provided for the \$750 million disbursement.</p>
1 State Collections	2,099	
2 Custody Account Transfers	244	
3 Tax Refunds & Other Tax Credits	178	
4 General Fund Operating Disbursements	174	
5 State Cost Share	173	
6 PREPA LUMA Payment	(750)	
All Other	44	
Actual TSA Cash Balance	<u>\$ 11,671</u>	

Puerto Rico Department of Treasury | AAFAF
 YTD TSA Cash Flow Summary - Actual vs LP



YTD Actuals vs. Liquidity Plan

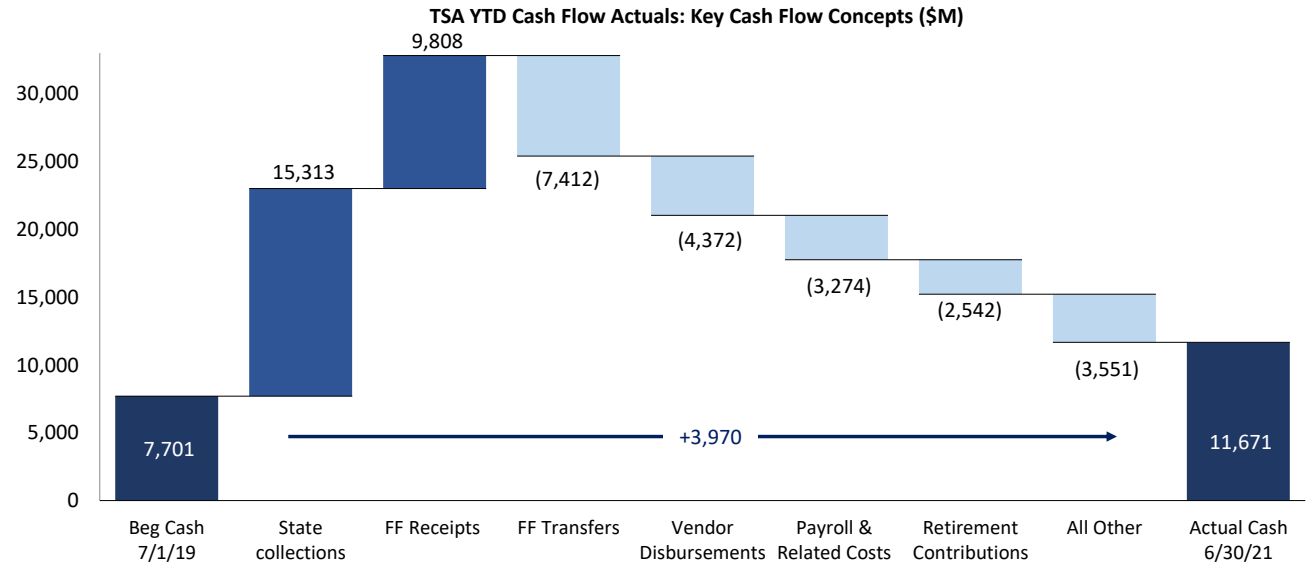
YTD net cash flow was \$3,970M and cash flow variance to the Liquidity Plan ended the year +\$2,162M. The primary driver of FY21 variance was outperformance of state collections (+\$2,099M vs forecast).

Puerto Rico Department of Treasury | AAFAF

YTD Cash Flow Summary - TSA Cash Flow Actual Results

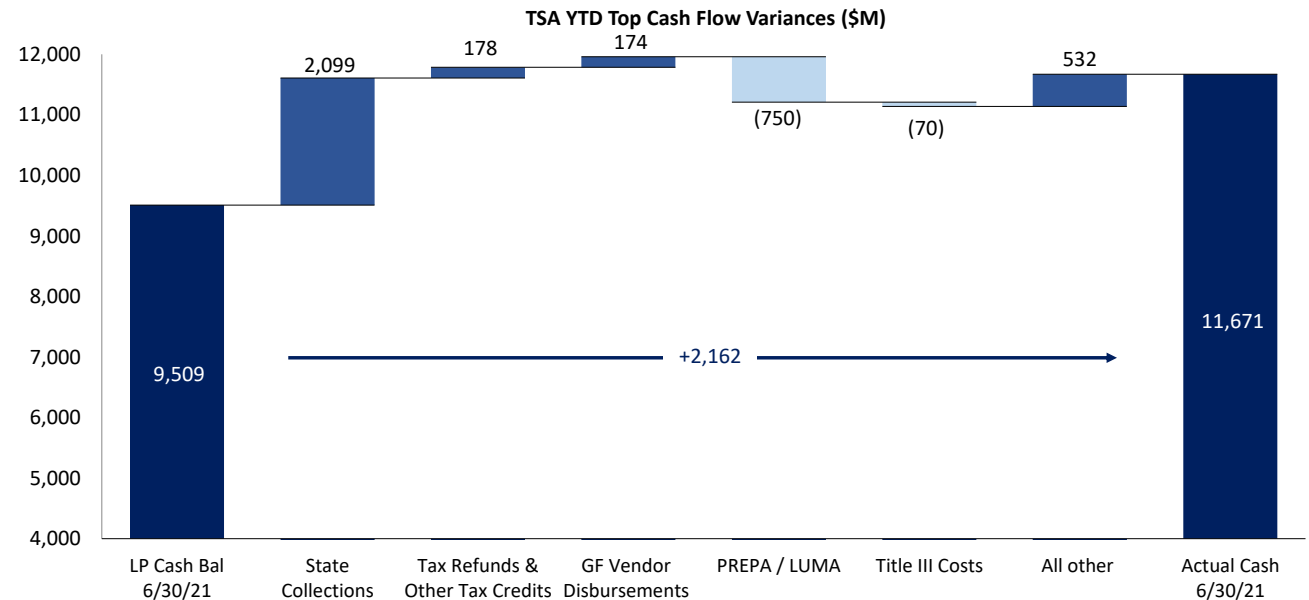
Net Cash Flow - YTD Actuals

1.) State Collections represents the largest gross cash inflow source to the TSA. The primary driver of cash increase to \$11,671 million by the end of FY21 was surplus generated by General Fund cash receipts in excess of General Fund cash disbursements into and out of the TSA. Total General Fund cash surplus generated for the year is preliminarily \$3,731M and can be attributed to the \$1,024M sweep transfer of FY20 revenues, strong FY21 General Fund collections, as well as spending within budget. However, some of this surplus may unwind as various expenditures related to FY21 are made in the first 60 days of FY22 and other unspent funds are reapportioned for alternative or future use. The second largest source of gross cash inflows were Federal Funds, representing 38% of FY21 inflows. However, these gross inflows are largely offset by Federal Fund disbursements, with a FY21 net deficit of \$5M (Refer to page 14 for additional detail).



Net Cash Flow YTD Variance - LP vs. Actual

1.) State collections performing ahead of forecast are the primary driver of FY21 variance. Positive variance can be attributed to revenue outperformance across various revenue concepts. Refer to page 11 of this report for additional detail.



Puerto Rico Department of Treasury | AAFAP
TSA Cash Flow Actual Results as of June 30, 2021

	FY21 Actual June	FY21 LP June	Variance June	FY21 Actual YTD	FY21 LP YTD	FY20 Actual YTD (a)	Variance YTD FY21 vs LP
<i>(figures in Millions)</i>							
State Collections							
1 General fund collections (b)	\$1,477	\$987	\$490	\$12,474	\$10,493	\$8,895	\$1,981
2 Deferred GF Receipts (COVID-19 Exec Action)	—	—	—	479	667	—	(188)
3 Other fund revenues & Pass-throughs (c)	39	22	17	272	208	1,020	65
4 Special Revenue receipts	39	37	2	430	434	383	(4)
5 All Other state collections (d)	58	35	23	634	388	333	245
6 Sweep Account Transfers	—	—	—	1,024	1,024	—	—
7 Subtotal - State collections (e)	\$1,614	\$1,081	\$533	\$15,313	\$13,214	\$10,630	\$2,099
Federal Fund Receipts							
8 Medicaid	255	237	18	2,881	3,255	2,279	(374)
9 Nutrition Assistance Program	402	203	199	3,167	1,998	2,663	1,169
10 All Other Federal Programs	199	288	(89)	2,077	2,951	1,855	(874)
11 Other	407	—	407	1,684	166	340	1,517
12 Subtotal - Federal Fund receipts	\$1,264	\$728	\$536	\$9,808	\$8,370	\$7,136	\$1,438
Balance Sheet Related							
13 Paygo charge	42	45	(3)	538	539	508	(1)
14 Other	—	—	—	—	—	—	—
15 Subtotal - Other Inflows	\$42	\$45	(\$3)	\$538	\$539	\$508	(\$1)
16 Total Inflows	\$2,920	\$1,854	\$1,066	\$25,659	\$22,122	\$18,274	\$3,536
Payroll and Related Costs (f)							
17 General fund (i)	(227)	(230)	3	(2,651)	(2,757)	(2,739)	105
18 Federal fund	(38)	(52)	13	(466)	(608)	(523)	142
19 Other State fund	(14)	(11)	(3)	(157)	(132)	(138)	(25)
20 Subtotal - Payroll and Related Costs	(\$280)	(\$293)	\$13	(\$3,274)	(\$3,496)	(\$3,400)	\$222
Operating Disbursements (g)							
21 General fund (i)	(159)	(167)	8	(1,736)	(1,909)	(1,294)	174
22 Federal fund	(137)	(237)	100	(1,935)	(2,344)	(1,491)	408
23 Other State fund	(69)	(60)	(9)	(702)	(660)	(653)	(41)
24 Subtotal - Vendor Disbursements	(\$365)	(\$464)	\$99	(\$4,372)	(\$4,913)	(\$3,438)	\$541
State-funded Budgetary Transfers							
25 General Fund (i)	(154)	(163)	9	(1,973)	(1,979)	(1,886)	6
26 Other State Fund	(36)	(23)	(13)	(266)	(246)	(318)	(20)
27 Subtotal - Appropriations - All Funds	(\$190)	(\$186)	(\$4)	(\$2,240)	(\$2,226)	(\$2,204)	(\$14)
Federal Fund Transfers							
28 Medicaid	(257)	(237)	(20)	(2,881)	(3,305)	(2,467)	424
29 Nutrition Assistance Program	(390)	(203)	(187)	(3,105)	(1,998)	(2,613)	(1,106)
30 All other federal fund transfers (h)	(352)	—	(352)	(1,427)	(124)	—	(1,303)
31 Subtotal - Federal Fund Transfers	(\$998)	(\$440)	(\$558)	(\$7,412)	(\$5,428)	(\$5,080)	(\$1,985)
Other Disbursements - All Funds							
32 Retirement Contributions	(209)	(217)	8	(2,542)	(2,610)	(2,485)	68
33 Tax Refunds & other tax credits (i) (j)	(75)	(113)	37	(773)	(951)	(873)	178
34 Title III Costs	(24)	(6)	(18)	(158)	(88)	(133)	(70)
35 State Cost Share	—	(213)	213	(40)	(213)	(41)	173
36 Milestone Transfers	—	(29)	29	(2)	(90)	—	88
37 Custody Account Transfers	—	(108)	108	(56)	(300)	—	244
38 Cash Reserve	—	—	—	—	—	—	—
39 All Other	(744)	—	(744)	(820)	—	(145)	(820)
40 Subtotal - Other Disbursements - All Funds	(\$1,052)	(\$686)	(\$367)	(\$4,391)	(\$4,251)	(\$3,677)	(\$140)
41 Total Outflows	(\$2,885)	(\$2,068)	(\$818)	(\$21,689)	(\$20,315)	(\$17,799)	(\$1,375)
42 Net Operating Cash Flow	\$34	(\$214)	\$248	\$3,970	\$1,808	\$476	\$2,162
43 Bank Cash Position, Beginning (k)	11,636	9,723	1,914	7,701	7,701	7,225	—
44 Bank Cash Position, Ending (k)	\$11,671	\$9,509	\$2,162	\$11,671	\$9,509	\$7,701	\$2,162

Note: Refer to page 10 for footnote reference descriptions.

Puerto Rico Department of Treasury | AAFAP
TSA Cash Flow Actual Results as of June 30, 2021

	FY21 Actual Q1	FY21 Actual Q2	FY21 Actual Q3	FY21 Actual Q4	FY21 Actual YTD	FY21 LP Q1	FY21 LP Q2	FY21 LP Q3	FY21 LP Q4	FY21 LP YTD	Variance Q1	Variance Q2	Variance Q3	Variance Q4	Variance YTD FY21 vs LP
<i>(figures in Millions)</i>															
State Collections															
1 General fund collections (b)	\$2,547	\$2,719	\$2,773	\$4,435	\$12,474	\$1,952	\$2,363	\$2,711	\$3,466	\$10,493	\$595	\$356	\$62	\$969	\$1,981
2 Deferred GF Receipts (COVID-19 Exec Action)	448	31	-	-	479	600	67	-	-	667	(152)	(36)	-	-	(188)
3 Other fund revenues & Pass-throughs (c)	47	65	67	93	272	45	52	52	59	208	2	13	15	33	65
4 Special Revenue receipts	109	110	96	115	430	102	119	99	115	434	7	(8)	(3)	0	(4)
5 All Other state collections (d)	84	196	194	160	634	83	91	116	98	388	1	105	78	62	245
6 Sweep Account Transfers	1,024	-	-	-	1,024	512	384	128	-	1,024	512	(384)	(128)	-	-
7 Subtotal - State collections (e)	\$4,259	\$3,122	\$3,130	\$4,801	\$15,313	\$3,295	\$3,075	\$3,106	\$3,737	\$13,214	\$965	\$46	\$24	\$1,064	\$2,099
Federal Fund Receipts															
8 Medicaid	1,054	443	771	612	2,881	1,120	711	711	711	3,255	(66)	(268)	60	(99)	(374)
9 Nutrition Assistance Program	703	568	728	1,168	3,167	501	463	486	548	1,998	202	105	242	619	1,169
10 All Other Federal Programs	357	435	492	793	2,077	625	840	732	754	2,951	(268)	(405)	(240)	39	(874)
11 Other	227	435	493	529	1,684	104	62	-	-	166	123	373	493	529	1,517
12 Subtotal - Federal Fund receipts	\$2,341	\$1,881	\$2,484	\$3,102	\$9,808	\$2,350	\$2,077	\$1,929	\$2,014	\$8,370	(\$10)	(\$195)	\$555	\$1,088	\$1,438
Balance Sheet Related															
13 Paygo charge	162	144	118	114	538	135	135	135	135	539	27	9	(16)	(21)	(1)
14 Other	-	-	-	-	-	-	-	-	-	-	-	-	-	-	-
15 Subtotal - Other Inflows	\$162	\$144	\$118	\$114	\$538	\$135	\$135	\$135	\$135	\$539	\$27	\$9	(\$16)	(\$21)	(\$1)
16 Total Inflows	\$6,762	\$5,147	\$5,733	\$8,017	\$25,659	\$5,780	\$5,287	\$5,170	\$5,885	\$22,122	\$982	(\$140)	\$562	\$2,132	\$3,536
Payroll and Related Costs (f)															
17 General fund (i)	(630)	(701)	(656)	(664)	(2,651)	(634)	(755)	(665)	(702)	(2,757)	5	54	9	38	105
18 Federal fund	(111)	(123)	(116)	(117)	(466)	(138)	(164)	(147)	(158)	(608)	27	42	31	42	142
19 Other State fund	(37)	(52)	(32)	(37)	(157)	(30)	(36)	(32)	(34)	(132)	(7)	(16)	0	(3)	(25)
20 Subtotal - Payroll and Related Costs	(\$777)	(\$876)	(\$804)	(\$817)	(\$3,274)	(\$802)	(\$956)	(\$844)	(\$895)	(\$3,496)	\$25	\$80	\$40	\$77	\$222
Operating Disbursements (g)															
21 General fund (i)	(476)	(509)	(351)	(400)	(1,736)	(426)	(490)	(483)	(511)	(1,909)	(50)	(19)	132	111	174
22 Federal fund	(481)	(618)	(387)	(449)	(1,935)	(488)	(676)	(585)	(595)	(2,344)	6	58	198	146	408
23 Other State fund	(115)	(155)	(203)	(230)	(702)	(179)	(159)	(155)	(168)	(660)	64	5	(47)	(62)	(41)
24 Subtotal - Vendor Disbursements	(\$1,072)	(\$1,281)	(\$940)	(\$1,079)	(\$4,372)	(\$1,092)	(\$1,325)	(\$1,223)	(\$1,274)	(\$4,913)	\$20	\$44	\$283	\$195	\$541
State-funded Budgetary Transfers															
25 General Fund (i)	(332)	(653)	(511)	(477)	(1,973)	(505)	(476)	(476)	(523)	(1,979)	173	(177)	(35)	45	6
26 Other State Fund	(54)	(67)	(79)	(66)	(266)	(86)	(53)	(53)	(53)	(246)	32	(13)	(26)	(13)	(20)
27 Subtotal - Appropriations - All Funds	(\$386)	(\$720)	(\$590)	(\$544)	(\$2,240)	(\$591)	(\$529)	(\$529)	(\$576)	(\$2,226)	\$205	(\$190)	(\$60)	\$32	(\$14)
Federal Fund Transfers															
28 Medicaid	(1,054)	(226)	(989)	(612)	(2,881)	(1,171)	(711)	(711)	(711)	(3,305)	117	486	(277)	99	424
29 Nutrition Assistance Program	(705)	(565)	(702)	(1,133)	(3,105)	(501)	(463)	(486)	(548)	(1,998)	(204)	(102)	(216)	(585)	(1,106)
30 All other federal fund transfers	(49)	(280)	(352)	(745)	(1,427)	(62)	(62)	-	-	(124)	13	(218)	(352)	(745)	(1,303)
31 Subtotal - Federal Fund Transfers	(\$1,808)	(\$1,071)	(\$2,042)	(\$2,491)	(\$7,412)	(\$1,734)	(\$1,236)	(\$1,198)	(\$1,260)	(\$5,428)	(\$75)	\$166	(\$845)	(\$1,231)	(\$1,985)
Other Disbursements - All Funds															
32 Retirement Contributions	(640)	(651)	(625)	(627)	(2,542)	(652)	(652)	(652)	(652)	(2,610)	13	1	28	26	68
33 Tax Refunds & other tax credits (h) (i)	(289)	(20)	(287)	(177)	(773)	(292)	(72)	(140)	(446)	(951)	3	53	(147)	269	178
34 Title III Costs	(58)	(13)	(44)	(42)	(158)	(34)	(18)	(18)	(18)	(88)	(25)	5	(26)	(25)	(70)
35 State Cost Share	-	-	(40)	-	(40)	-	-	-	(213)	(213)	-	-	(40)	213	173
36 Milestone Transfers	(2)	-	-	-	(2)	(14)	(19)	(29)	(29)	(90)	12	19	29	29	88
37 Custody Account Transfers	-	(16)	(21)	(19)	(56)	(5)	(17)	(66)	(213)	(300)	5	1	45	194	244
38 Cash Reserve	-	-	-	-	-	-	-	-	-	-	-	-	-	-	-
39 All Other	(58)	18	(15)	(764)	(820)	-	-	-	-	-	(58)	18	(15)	(764)	(820)
40 Subtotal - Other Disbursements - All Funds	(\$1,047)	(\$682)	(\$1,033)	(\$1,629)	(\$4,391)	(\$997)	(\$778)	(\$905)	(\$1,571)	(\$4,251)	(\$50)	\$97	(\$128)	(\$58)	(\$140)
41 Total Outflows	(\$5,091)	(\$4,628)	(\$5,409)	(\$6,560)	(\$21,689)	(\$5,217)	(\$4,824)	(\$4,699)	(\$5,575)	(\$20,315)	\$125	\$196	(\$711)	(\$985)	(\$1,375)
42 Net Operating Cash Flow	\$1,671	\$518	\$323	\$1,457	\$3,970	\$563	\$462	\$472	\$310	\$1,808	\$1,108	\$56	(\$148)	\$1,146	\$2,162
43 Bank Cash Position, Beginning (j)	7,701	9,372	9,890	10,214	7,701	7,701	8,264	8,727	9,198	7,701	-	1,108	1,164	1,015	-
44 Bank Cash Position, Ending (j)	\$9,372	\$9,890	\$10,214	\$11,671	\$11,671	\$8,264	\$8,727	\$9,198	\$9,509	\$9,509	\$1,108	\$1,164	\$1,015	\$2,162	\$2,162

Note: Refer to the next page for footnote reference descriptions.

Puerto Rico Department of Treasury | AAFAF
FY21 TSA Cash Flow Actual Results - Footnotes

Footnotes:

- (a) Represents FY2020 actual results through June 30, 2020.
- (b) Represents gross tax collections received and deposited from all Hacienda Collection Posts, through the Hacienda Colecturia Virtual (online) and/or SURI. Additionally, as of the date of this report, this line item includes unreconciled collections due to DTPR transition to collecting various gross tax receipts through the new SURI system. The transition from the Hacienda Colecturia collections system to SURI is ongoing and as such, revenue concept detail for the general tax SURI collections is not available at this time for the portion of collections received by the new general tax SURI account. This resulted in timing-related unreconciled gross collections which will be retroactively allocated to each revenue concept as appropriate once this information becomes available.
- (c) These revenues are collected by DTPR and immediately appropriated.
- (d) Inflows related to the State Insurance Fund, the Department of Labor and Human Resources, the Commissioner of Financial Institutions, interest earned on TSA bank accounts and others. As of the date this report the TSA has received \$12M in interest income in FY21 from earnings on the TSA cash balance.
- (e) As of June 30, 2021, there are \$158M in collections in the SURI sweep account pending reconciliation and transfer to the TSA.
- (f) Represents total gross payroll. Gross payroll includes net payroll disbursed to government employees, cash transfers to the Police Department for payroll costs, and other payroll related costs (employee withholdings, social security, insurance, and other deductions).
- (g) Includes payments to third-party vendors as well as intergovernmental payments to agencies with separate Treasuries.
- (h) This line includes \$343M of federally-reimbursable tax credits year to date. Of that amount, \$317M are COVID-19 related Economic Impact Payments and \$25M are American Opportunity Credits. These payments were previously reported in the "Tax Refunds & Other Tax Credits" line. An estimated \$17M of these payments were made during May 2021. This figure may be revised as updated information becomes available.
- (i) Includes Federally Funded Employee Retention Credits.
- (j) These line items include transfers out of the TSA related to the COVID-19 Emergency Measures Support Package. Total TSA outflows related to the COVID-19 Emergency Measures Support Package are approximately \$533M as of June 30, 2021. Of this amount, \$459M was disbursed in FY2020 and \$75M in FY2021.
- (k) Excludes BPPR Clawback Accounts (for clawback revenues prior to June 2016) of \$147M.

Puerto Rico Department of Treasury | AAFAF
General Fund Collections Summary

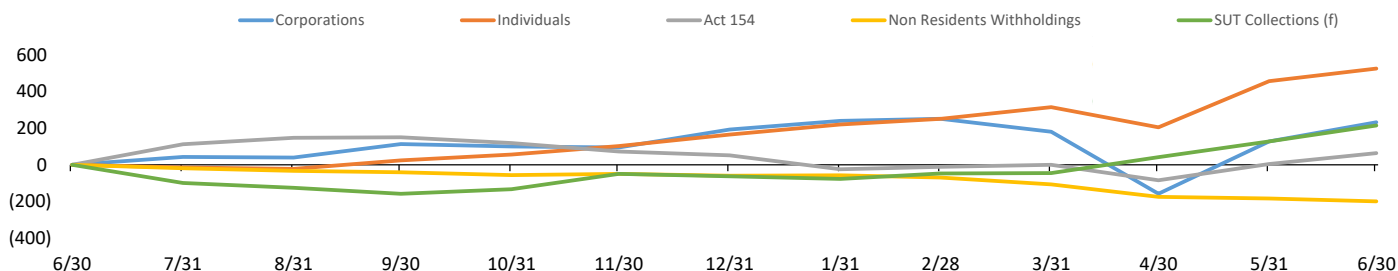
Key Takeaways / Notes

1.) Accumulated collections into TSA sweep accounts are now consistently transferred to the TSA with a 2-4 day lag. This will result in lower, more stable balances in the sweep accounts and more predictable transfers to the TSA when compared to 1Q of this fiscal year. Overall outperformance is due to the impact of increased Federal stimulus and better than expected economic activity during the Covid-19 pandemic. Motor Vehicle outperformance is the result of higher than expected vehicle sales, especially in the truck category. Other General Fund revenue includes \$440 million of income taxes from partnerships, which represents a positive variance against the forecast for this category, and \$314M of Other Excise Taxes, \$298M greater than forecast for FY21. These include revenues that may be retroactively allocated to specific excise tax concepts in the future. Reduced travel throughout FY21 due to the COVID-19 pandemic and associated travel restrictions drove lower non-resident withholdings for the fiscal year. As of the date of this report, there were \$158M in collections in the SURI sweep account pending transfer to the TSA, \$104M of which are pending reconciliation and allocation to specific revenue concepts. This collections schedule will be updated as information becomes available.

General Fund Collections Year to Date: Actual vs. Forecast (\$M)

	Actual (a) YTD 6/30	LP YTD 6/30	Var \$ YTD 6/30	Var % YTD 6/30
General Fund Collections				
Corporations	\$2,207	\$1,993	\$214	11%
FY21 Collections	1,957	1,776	181	10%
FY21 CIT for FEDE (Act 73-2008) (b)	39	57	(18)	-32%
FY20 Deferrals/Extensions	211	159	52	33%
Individuals	3,052	2,527	525	21%
FY21 Collections	2,854	2,233	621	28%
FY20 Deferrals/Extensions	198	294	(96)	-33%
Act 154	1,754	1,691	63	4%
Non Residents Withholdings	379	586	(206)	-35%
FY21 Collections	368	567	(199)	-35%
FY21 NRW for FEDE (Act 73-2008) (b)	12	19	(7)	-38%
Motor Vehicles	615	341	274	80%
Rum Tax (c)	253	214	39	18%
Alcoholic Beverages	272	266	6	2%
Cigarettes (d)	142	128	14	11%
HTA	436	548	(112)	-20%
Gasoline Taxes	102	166	(64)	-39%
Gas Oil and Diesel Taxes	10	21	(11)	-51%
Vehicle License Fees (\$15 portion)	33	21	12	56%
Vehicle License Fees (\$25 portion)	79	107	(28)	-26%
Petroleum Tax	173	215	(42)	-19%
Other	39	18	21	116%
CRUDITA	117	259	(142)	-55%
Other FY20 Deferrals/Extensions (e)	35	-	35	NA
Other General Fund	1,327	457	870	190%
Total (e)	\$10,589	\$9,010	\$1,579	18%
SUT Collections (f)	2,364	2,150	214	10%
FY21 Collections	2,328	1,936	392	20%
FY20 Deferrals/Extensions	36	214	(178)	-83%
Total General Fund Collections	\$ 12,953	\$ 11,160	\$ 1,793	16%
Transfer of FY20 Closing Sweep Balance	1,024	1,024	-	0%
Total TSA Cash General Fund Collections	\$ 13,977	\$ 12,184	\$ 1,793	15%

YTD General Fund Receipts Cumulative Variance Liquidity Plan vs. Actual Cumulative Variance by Category (\$M)



Footnotes:

- (a) General Fund gross cash receipts by concept are approximated using net General Fund revenues adjusted for recurring monthly gross-ups and other adjustments.
- (b) Relates to income tax reserves that are subsequently passed through to PRIDCO.
- (c) This amount includes rum tax moratorium revenues.
- (d) Includes some cigarette tax collections that are subsequently passed through to HTA, PRMBA and other.
- (e) This amount includes FY20 Income Tax from Partnerships. Note the Liquidity Plan projection for this line item was rolled up in Corporate Income Tax deferrals/extensions.
- (f) SUT collections excludes PSTBA, FAM & CINE, and only includes the amounts deposited into the TSA for General Fund use.

Puerto Rico Department of Treasury | AAFAF
Other State Fund Collections Summary

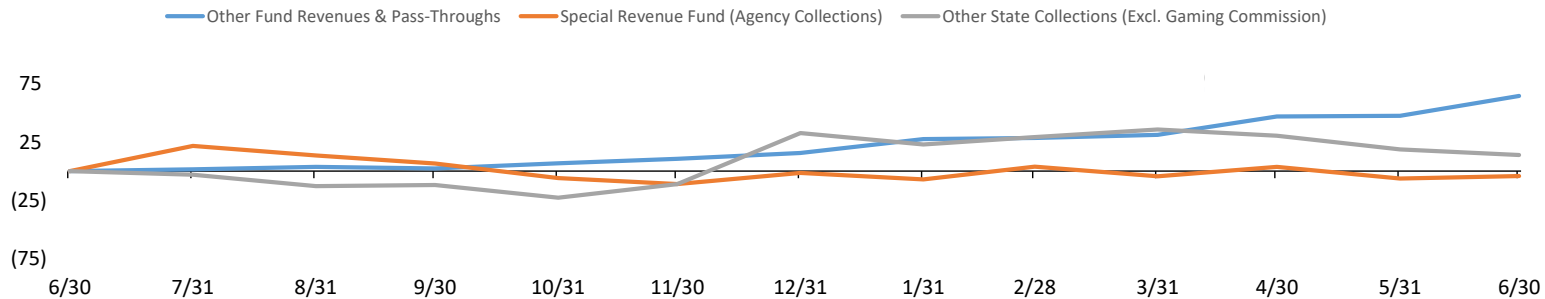
Key Takeaways / Notes

1.) Other state fund collections are ahead of the Liquidity Plan. Positive "All Other" variance in Other State Collections is mainly due to +\$232M collections by the new Gaming Commission. The Liquidity Plan did not consider a projection for Gaming Commission collections nor the subsequent disbursements to hoteliers & others of these funds (as this flow of funds was previously managed outside the TSA by the PR Tourism Company). Therefore, despite the positive variance presented in the table to the right, this is offset by approximately \$165M in outflows of these receipts for a net variance of +\$67M. This variance is permanent with respect to the FY21 Liquidity plan; however, it should be net cash flow neutral over the long term and funds may be disbursed early in the next fiscal year.

Other State Fund Collections Year to Date: Actual vs. Forecast (\$M)

	Actual (a) YTD 6/30	LP YTD 6/30	Var \$ YTD 6/30	Var % YTD 6/30
Other State Fund Collections				
Other Fund Revenues & Pass-Throughs	\$272	\$208	\$65	31%
Electronic Lottery	81	29	52	183%
Cigarettes (PRITA)	36	36	-	0%
ASC Pass Through	17	20	(3)	-16%
ACCA Pass Through	90	69	21	31%
Other	48	54	(6)	-11%
Special Revenue Fund (Agency Collections)	430	434	(4)	-1%
Department of Education	10	16	(6)	-39%
Department of Health	63	76	(13)	-17%
Department of State	30	14	16	111%
All Other	328	329	(1)	0%
Other State Collections	634	388	245	63%
Bayamón University Hospital	5	9	(4)	-44%
Adults University Hospital (UDH)	45	27	18	68%
Pediatric University Hospital	17	20	(2)	-11%
Commissioner of the Financial Institution	82	30	52	174%
Department of Housing	22	14	7	51%
Gaming Commission	232	-	232	NA
All Other	231	289	(58)	-20%
Total	\$1,336	\$1,030	\$306	30%

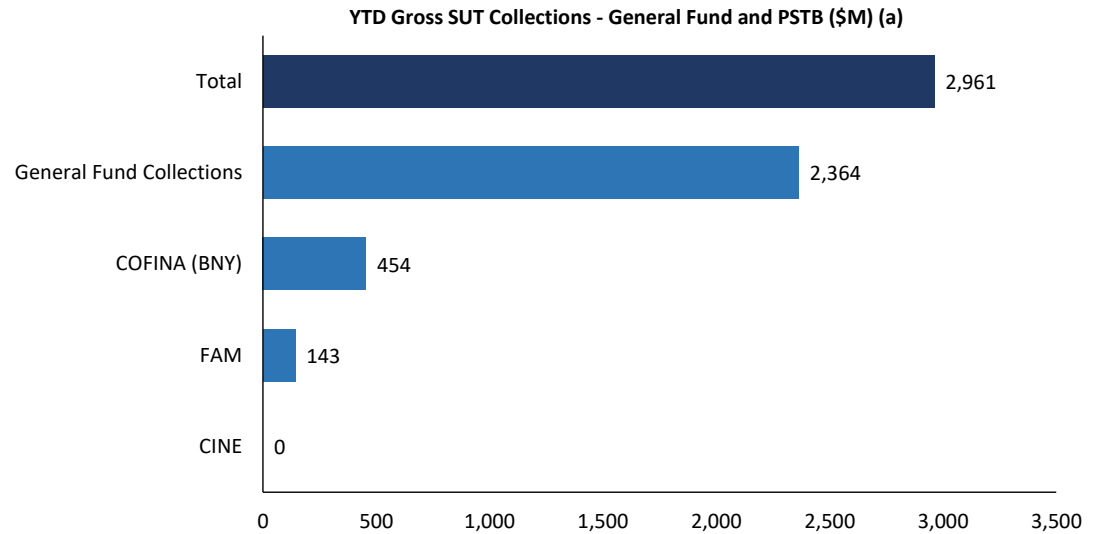
YTD Other State Fund Receipts Cumulative Variance Liquidity Plan vs. Actual Cumulative Variance by Category (\$M)



Puerto Rico Department of Treasury | AAFAF
Sales and Use Tax Collections Summary

Key Takeaways / Notes

- 1.) The proceeds from the Puerto Rico 10.5% SUT rate are allocated as follows: Of the 10.5%, 5.5% is deposited into a COFINA BNY Mellon account until the PSTBA cap is reached, and 4.5% is deposited into the General Fund. The remaining 0.5% is remitted to FAM. The PSTBA cap for FY21 is \$454 million.



Footnotes

- (a) This schedule reflects gross cash activity and is subject to revision based on periodic reconciliations and accounting adjustments.
- (b) As of June 30, 2021 there is \$54M in SUT collected pending verification and allocation. The verification process includes matching receipts with the appropriate returns and reconciling government account information. Once this process is complete, SUT funds are distributed in accordance with the COFINA Plan of Adjustment based on the ownership of funds and otherwise based on the limits on distributions established therein.

Puerto Rico Department of Treasury | AAFAF
Federal Funds Net Cash Flow Summary

Key Takeaways / Notes

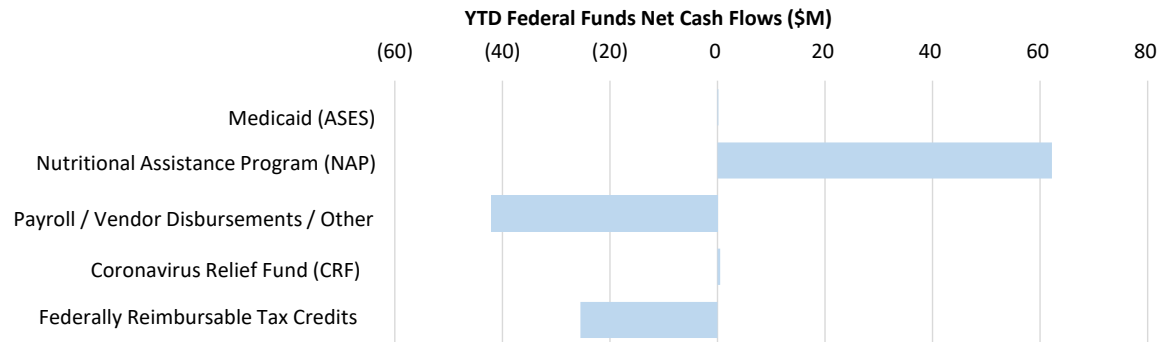
1.) Receipts for the Nutritional Assistance Program (NAP) and Medicaid (ASES Pass-through) are received in advance of the subsequent pass through disbursements. Federal Funds received for Payroll and Vendor Payments are typically reimbursed following disbursement. Currently, there may be temporary surplus / (deficit) due timing differences relating to prior year carryover. Puerto Rico received \$2.24 billion from the Coronavirus Relief Fund (CRF) established under the CARES Act. These funds are held in a separate account outside of TSA and being disbursed according to the Strategic Disbursement Plan. Some of the measures are initially paid out through TSA, and later reimbursed from the CRF account. Additionally, on May 19, 2021, \$2.5 billion of federal Coronavirus State & Local Fiscal Recovery funds (CSFRF) were deposited in the TSA. These were immediately transferred to a separate account under custody of Hacienda on May 20, 2021 and this pass-through is not reflected in TSA inflows and outflows within this report. The TSA disbursed \$343M of federally-reimbursable tax credits between January 1, 2021, and May 28, 2021. These include \$317M of COVID-19 related Economic Impact Payments and \$25M of American Opportunity Credits. These payments were previously reported in the "Tax Refunds & Other Tax Credits" line of the TSA cash flow.

Footnotes

- (a) Please note that federal fund classification as represented here is based on the fund classification at the point of transaction. Agencies regularly review cash transactions and make accounting adjustments that result in fund reclassifications.
- (b) Note that the Liquidity Plan will generally project a YTD deficit and surplus each week for Medicaid and CRF funding, respectively. This is due to deficit and surpluses carried forward from FY20 (FY20 federal receipts in excess of FY20 federal fund outlays and spending prior to CRF reimbursement) that were assumed to unwind throughout the first quarter of FY21 as funds received in FY20 were utilized, thus resulting in projected net cash flow deficits and surpluses for the full year FY21 in Medicaid funding (-\$51M) and CRF (\$42M), yielding a projected -\$9m net deficit projected for FY21. Aside from the aforementioned projected cash flow surplus and deficit, all other federally funded cash flows are assumed to result in zero net cash flow for the full FY20, and week-to-week variations are assumed to be timing related.

Monthly FF Net Surplus (Deficit)	FF Inflows	FF Outflows	Net Cash		Variance
			Flow	LP Net Cash Flow	
Medicaid (ASES)	\$ 255	\$ (257)	\$ (2)	\$ -	\$ (2)
Nutritional Assistance Program (NAP)	402	(390)	12	-	12
Payroll / Vendor Disbursements / Other Federal Programs	195	(168)	27	-	27
Coronavirus Relief Fund (CRF)	407	(359)	49	-	49
Federally Reimbursable Tax Credits	4	-	4	-	4
Total (a)	\$ 1,264	\$ (1,174)	\$ 90	\$ -	\$ 90

YTD Cumulative FF Net Surplus (Deficit)	FF Inflows	FF Outflows	Net Cash		Variance
			Flow	LP Net Cash Flow	
Medicaid (ASES)	\$ 2,881	\$ (2,881)	\$ 0	\$ (51)	\$ 51
Nutritional Assistance Program (NAP)	3,167	(3,105)	62	-	62
Payroll / Vendor Disbursements / Other Federal Programs	1,759	(1,802)	(42)	-	(42)
Coronavirus Relief Fund (CRF)	1,684	(1,683)	0	42	(42)
Federally Reimbursable Tax Credits	318	(343)	(25)	-	(25)
Total (a)	\$ 9,808	\$ (9,813)	\$ (5)	\$ (9)	\$ 4



Puerto Rico Department of Treasury | AAFAF
 Payroll / Vendor Disbursements Summary

Key Takeaways / Notes : Gross Payroll

- Gross payroll mainly tracked FY21 forecasts. Most variance was driven by DOE payroll, likely due to COVID-19 and the subsequently adjusted and abnormal school year. DOE payroll variance dropped during the week ended 3/26 due to a one-time settlement related to DOE transitory employee salaries. The FY21 Certified Budget included a \$23M reserve for this item that appears in the Custody Account Transfers line of the FY21 Liquidity Plan.

Gross Payroll (\$M) (a)	YTD
Agency	Variance
Department of Education	210
Department of Health	(35)
Department of Correction & Rehabilitation	16
Police	(18)
All Other Agencies	50
Total YTD Variance	\$ 222

Key Takeaways / Notes : Vendor Disbursements

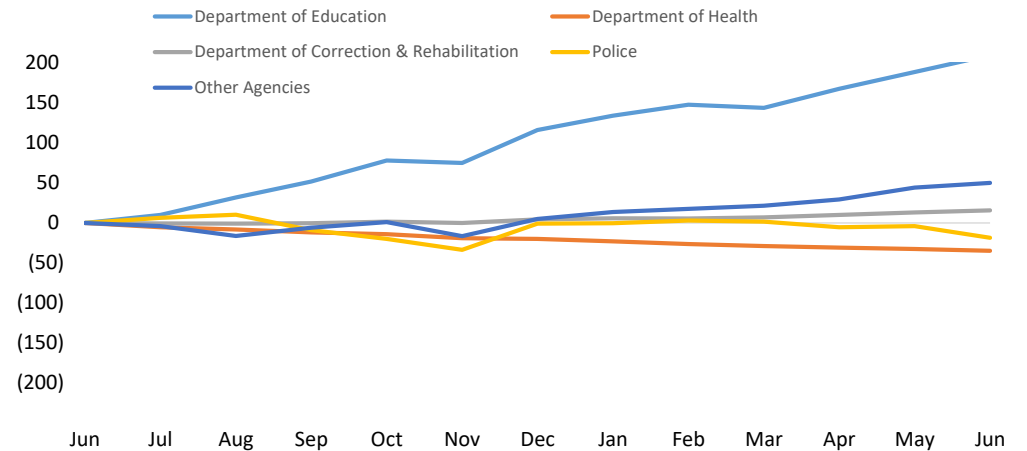
- Total vendor payments were less than projected, though there are various offsetting variances within. Disbursements on behalf of the Department of Education are \$460M lower than expected. This is offset by negative variance due to several items, including a portion of CARES Act assistance amounting to \$292M that was paid through the TSA on behalf of Treasury to vendors and subsequently reimbursed from the CRF account, which includes \$22M distributed for the Private Hospitals initiative during the week ended 12/18.

Vendor Disbursements (\$M)	YTD
Agency	Variance
General Court of Justice	(34)
Department of Health	(27)
Department of Correction and Rehabilitation	(25)
Department of Justice	(2)
All Other Agencies	630
Total YTD Variance	\$ 541

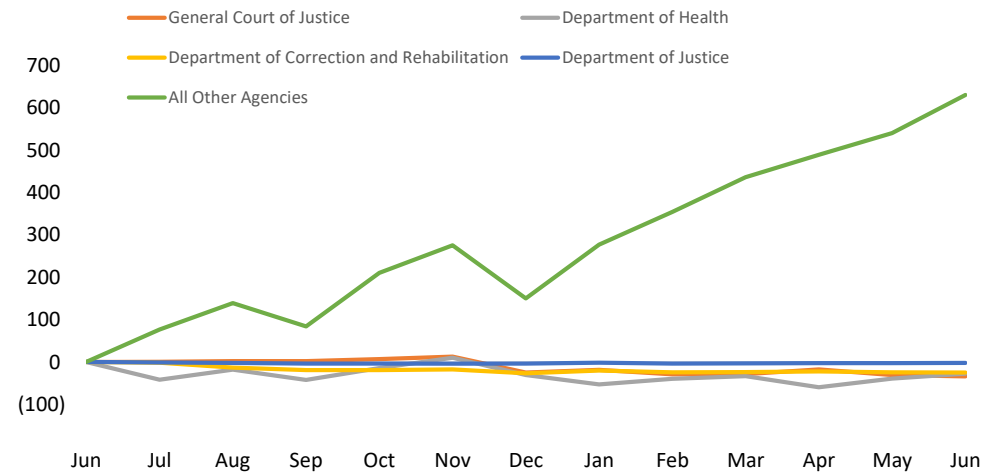
Footnotes

(a) Gross Payroll is equal to the sum of: (i) Net Payroll by Agency from the DTPR RHUM system; (ii) Other Payroll and (iii) Cash outlays for wage garnishments by Agency.

Cumulative YTD Variance - Payroll by Agency (\$M) (a)



Cumulative YTD Variance -Vendor Disbursements by Agency (\$M)

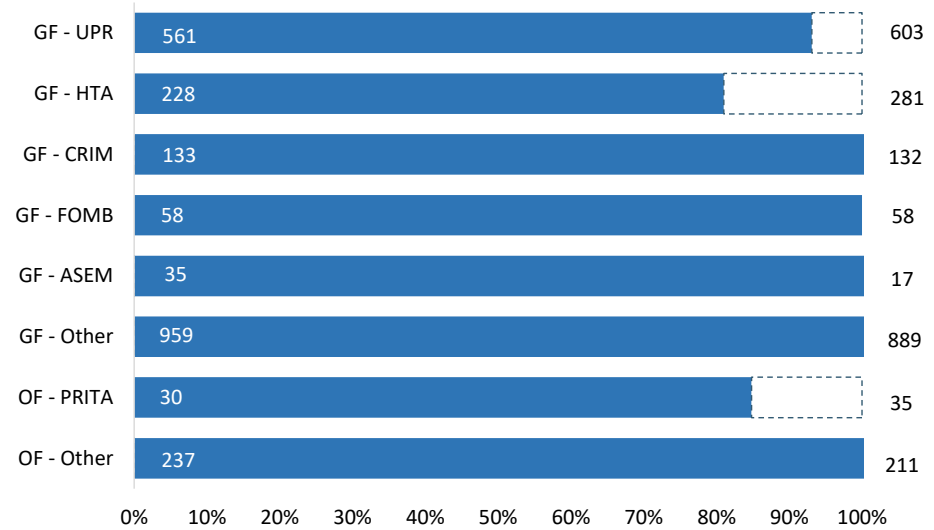


Puerto Rico Department of Treasury | AAFAF
State Funded Budgetary Transfers Summary

Key Takeaways / Notes

- 1.) General Fund appropriations are generally executed throughout the year on a consistent basis in the first week of a given month. The amount transferred each month is usually the sum of the receiving entity's budgeted amount for FY21 divided into twelve, subject to a 2.5% holdback through the first nine months of the fiscal year, to be disbursed during the fourth quarter following reconciliation of General Fund revenues to Fiscal Plan projections and subsequent approval and authorization for release by the Oversight Board and the Director of OMB. Other General Fund transfers and Other Fund transfers require the recognition of certain revenues within DTPR accounting records prior to sending funds to a receiving entity. Negative Other GF variance is driven by \$43.7M in funds reprogrammed from the FY20 Healthcare reserve account for UPR Cancer. The \$72.5M reprogrammed from the FY20 Healthcare reserve account and transferred to ASES throughout FY21 to cover costs associated with contracts between ASES and several Managed Care Organizations were returned to the TSA during the week ended May 5, 2021.

YTD FY2020 Budgeted Appropriations Executed (\$M)



Remaining Appropriation Budget (\$M)

Entity Name	Full Year		
	Actual YTD	Expectation	Remaining
GF - UPR	\$ 561	\$ 603	\$ 42
GF - HTA	228	281	53
GF - CRIM	133	132	(1)
GF - FOMB	58	58	-
GF - ASEM	35	17	(18)
GF - Other	959	889	(70)
OF - PRITA	30	35	5
OF - Other	237	211	(25)
Total	\$ 2,240	\$ 2,226	\$ (14)

YTD Appropriation Variance (\$M)

Entity Name	Liquidity Plan		
	Actual YTD	YTD	Variance
GF - UPR	\$ 561	\$ 603	\$ 42
GF - HTA	228	281	53
GF - CRIM	133	132	(1)
GF - FOMB	58	58	-
GF - ASEM	35	17	(18)
GF - Other	959	889	(70)
OF - PRITA	30	35	5
OF - Other	237	211	(25)
Total	\$ 2,240	\$ 2,226	\$ (14)

Puerto Rico Department of Treasury | AAFAF
Tax Refunds / PayGo and Pensions Summary

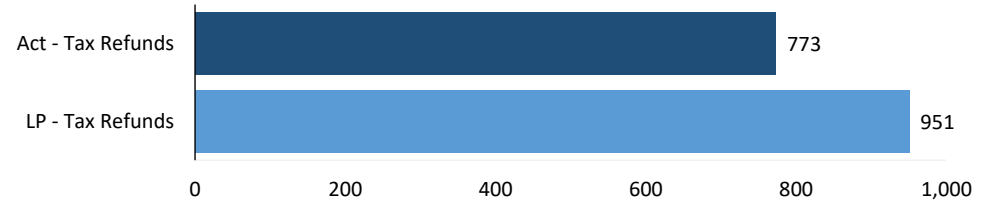
Key Takeaways / Notes : Tax Refunds

- 1.) Tax refunds includes EITC distributions, refunds to individuals and seniors as well as other tax credits. Variance to the Liquidity Plan mostly a combination of (i) various EITC benefits realized in the form of credit against tax liabilities owed by EITC beneficiaries instead of cash distributions as contemplated with the Liquidity Plan; and (ii) timing differences arising from the extension of tax filing deadlines due to the COVID-19 pandemic.

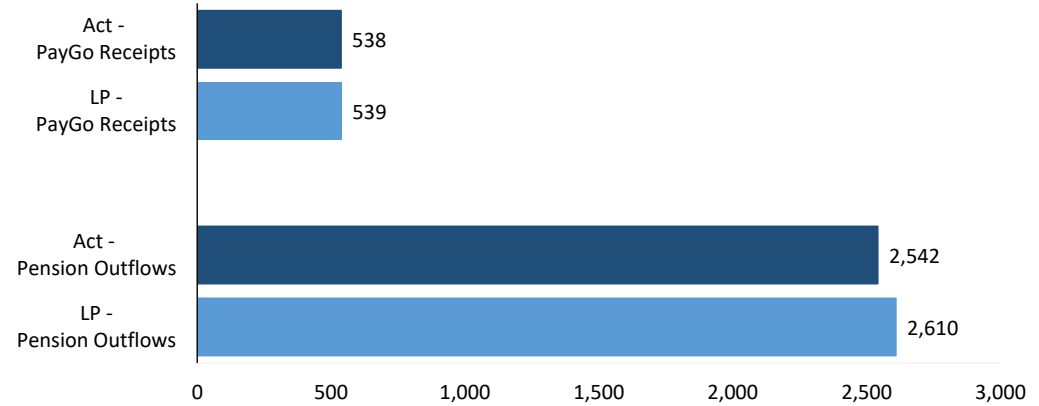
Key Takeaways / Notes : Pension PayGo

- 1.) PayGo Receipts finished the year in line with forecast, though there are various offsetting positive and negative variances within due to payments received in FY21 from certain Component Units for FY20 and FY19 invoices. Such receipts from the State Insurance Fund, PRIDCO, and ACAA, totaling \$31.7M, \$12.2M, and \$5.3M, and through December 2020, respectively, are primary drivers of this variance. FY20 PayGo payments totaling \$6.0M from the Ports Authority received through the week ended 11/6 this fiscal year also contribute to this variance. Further details on the status of PayGo can be found in the monthly PayGo Reports published on AAFAF's website.

YTD Tax Refunds Disbursed (\$M)



YTD Pension PayGo and Outflows (\$M)



Puerto Rico Department of Treasury | AAFAF

Schedule A: Central Government - Live Web Portal AP by Payee Type (a) (b)

All Agencies

(figures in \$000s)

Continues and Continued...

ID	Agency Name	3rd Party Payables	Intergovernmental Payables	Total
071	Department of Health	\$ 176,951	\$ 82,688	\$ 259,639
081	Department of Education	88,090	5,649	93,739
271	Office of Information Technology and Communications	30,548	40	30,588
123	Families and Children Administration	29,181	-	29,181
025	Hacienda (entidad interna - fines de contabilidad)	27,679	-	27,679
122	Department of the Family	24,514	9	24,523
045	Department of Public Security	23,040	14	23,054
049	Department of Transportation and Public Works	21,618	97	21,715
050	Department of Natural and Environmental Resources	20,869	8	20,877
137	Department of Correction and Rehabilitation	16,303	-	16,303
087	Department of Sports and Recreation	14,290	81	14,371
127	Adm. for Socioeconomic Development of the Family	12,049	-	12,049
329	Socio-Economic Development Office	11,140	509	11,648
038	Department of Justice	11,242	28	11,270
078	Department of Housing	9,922	-	9,922
095	Mental Health and Addiction Services Administration	9,142	7	9,149
043	Puerto Rico National Guard	8,194	3	8,198
067	Department of Labor and Human Resources	6,660	73	6,733
126	Vocational Rehabilitation Administration	6,087	-	6,087
031	General Services Administration	4,715	-	4,715
021	Emergency Management and Disaster Adm. Agency	4,476	-	4,476
124	Child Support Administration	4,040	-	4,040
311	Gaming Commission	4,029	-	4,029
120	Veterans Advocate Office	3,831	-	3,831
028	Commonwealth Election Commission	3,168	-	3,168
024	Department of the Treasury	2,895	37	2,931
014	Environmental Quality Board	2,578	328	2,906
016	Office of Management and Budget	2,078	20	2,098
055	Department of Agriculture	1,797	-	1,797
015	Office of the Governor	1,706	4	1,710
241	Administration for Integral Development of Childhood	1,688	20	1,708
022	Office of the Commissioner of Insurance	1,634	-	1,634
010	General Court of Justice	1,403	-	1,403
018	Planning Board	1,106	-	1,106
023	Department of State	1,040	-	1,040
040	Puerto Rico Police	1,039	-	1,039
290	State Energy Office of Public Policy	1,026	-	1,026
152	Elderly and Retired People Advocate Office	938	0	938

Puerto Rico Department of Treasury | AAFAF

Schedule A: Central Government - Live Web Portal AP by Payee Type (a) (b)

All Agencies

(figures in \$000s)

Continues and Continued...

ID	Agency Name	3rd Party Payables	Intergovernmental Payables	Total
096	Women's Advocate Office	787	0	787
105	Industrial Commission	704	50	754
075	Office of the Financial Institutions Commissioner	593	-	593
035	Industrial Tax Exemption Office	557	-	557
273	Permit Management Office	427	-	427
141	Telecommunication's Regulatory Board	427	-	427
065	Public Services Commission	300	-	300
155	State Historic Preservation Office	261	4	264
266	Office of Public Security Affairs	190	45	235
089	Horse Racing Industry and Sport Administration	233	-	233
153	Advocacy for Persons with Disabilities of the Commonwealth	126	-	126
226	Joint Special Counsel on Legislative Donations	122	-	122
220	Correctional Health	119	-	119
069	Department of Consumer Affairs	85	-	85
030	Office of Adm. and Transformation of HR in the Govt.	68	-	68
060	Citizen's Advocate Office (Ombudsman)	65	0	66
042	Firefighters Corps	64	-	64
281	Office of the Electoral Comptroller	64	-	64
231	Health Advocate Office	63	-	63
132	Energy Affairs Administration	49	-	49
037	Civil Rights Commission	48	-	48
062	Cooperative Development Commission	46	-	46
034	Investigation, Prosecution and Appeals Commission	16	-	16
139	Parole Board	12	0	12
224	Joint Commission Reports Comptroller	4	-	4
221	Emergency Medical Services Corps	-	-	-
	Other	3,918	-	3,918
Total		\$ 602,051	\$ 89,715	\$ 691,766

Footnotes:

- (a) Data presented above represents the Central Government live AP Web Portal repository of third party and intergovernmental invoices by agency, implemented in FY2019. The full transition to managing central government payables through the web portal is complete, however government agencies and vendors continue to analyze the information contained in this report to ensure its accuracy. Ongoing efforts with the largest agencies and their vendors to implement the appropriate processes and controls needed to realize improvements in reporting and efficiency continue as of the date of this report.
- (b) On a go-forward basis, vendors submit invoices for approval through the live AP Web Portal where they are logged electronically, matched with the appropriate purchase order or other relevant documentation, and approved / vouchered at the agency level through the online interface.

Puerto Rico Department of Treasury | AAFAF

Schedule B: Central Government - Live Web Portal AP Aging (a) (b)

All Agencies

(figures in \$000s)

Continues and Continued...

ID	Agency Name	0 - 30	31 - 60	61 - 90	Over 90 days	Total
071	Department of Health	\$ 47,394	\$ 20,923	\$ 13,966	\$ 177,355	\$ 259,639
081	Department of Education	44,679	18,906	5,289	24,866	93,739
271	Office of Information Technology and Communications	622	890	2,814	26,261	30,588
123	Families and Children Administration	1,405	444	712	26,621	29,181
025	Hacienda (entidad interna - fines de contabilidad)	2,223	1,787	627	23,042	27,679
122	Department of the Family	467	1,238	409	22,409	24,523
045	Department of Public Security	3,150	1,326	538	18,040	23,054
049	Department of Transportation and Public Works	965	604	188	19,958	21,715
050	Department of Natural and Environmental Resources	2,306	2,406	2,829	13,335	20,877
137	Department of Correction and Rehabilitation	3,618	2,517	2,025	8,143	16,303
087	Department of Sports and Recreation	6,145	158	101	7,967	14,371
127	Adm. for Socioeconomic Development of the Family	1,358	710	395	9,586	12,049
329	Socio-Economic Development Office	2,246	114	81	9,208	11,648
038	Department of Justice	892	318	1,617	8,443	11,270
078	Department of Housing	206	701	414	8,601	9,922
095	Mental Health and Addiction Services Administration	3,186	1,604	302	4,056	9,149
043	Puerto Rico National Guard	365	592	652	6,589	8,198
067	Department of Labor and Human Resources	1,688	1,467	559	3,019	6,733
126	Vocational Rehabilitation Administration	1,219	449	295	4,124	6,087
031	General Services Administration	172	265	101	4,176	4,715
021	Emergency Management and Disaster Adm. Agency	-	-	-	4,476	4,476
124	Child Support Administration	785	306	37	2,912	4,040
311	Gaming Commission	99	1,170	1,020	1,740	4,029
120	Veterans Advocate Office	12	1,626	633	1,561	3,831
028	Commonwealth Election Commission	717	386	293	1,772	3,168
024	Department of the Treasury	1,558	554	480	339	2,931
014	Environmental Quality Board	286	114	88	2,418	2,906
016	Office of Management and Budget	230	214	190	1,463	2,098
055	Department of Agriculture	65	53	33	1,646	1,797
015	Office of the Governor	91	14	8	1,597	1,710
241	Administration for Integral Development of Childhood	694	174	75	765	1,708
022	Office of the Commissioner of Insurance	62	48	52	1,471	1,634
010	General Court of Justice	140	163	155	945	1,403
018	Planning Board	41	676	220	169	1,106
023	Department of State	226	186	145	483	1,040
040	Puerto Rico Police	-	-	-	1,039	1,039
290	State Energy Office of Public Policy	-	-	55	971	1,026
152	Elderly and Retired People Advocate Office	248	184	72	435	938
096	Women's Advocate Office	419	187	5	177	787
105	Industrial Commission	84	67	33	570	754
075	Office of the Financial Institutions Commissioner	431	18	9	135	593
035	Industrial Tax Exemption Office	-	0	0	557	557

Puerto Rico Department of Treasury | AAFAF

Schedule B: Central Government - Live Web Portal AP Aging (a) (b)

All Agencies

(figures in \$000s)

Continues and Continued...

ID	Agency Name	0 - 30	31 - 60	61 - 90	Over 90 days	Total
273	Permit Management Office	4	9	14	400	427
141	Telecommunication's Regulatory Board	-	-	-	427	427
065	Public Services Commission	-	-	-	300	300
155	State Historic Preservation Office	33	9	0	222	264
266	Office of Public Security Affairs	12	34	3	186	235
089	Horse Racing Industry and Sport Administration	-	-	-	233	233
153	Advocacy for Persons with Disabilities of the Commonwealth	41	4	6	76	126
226	Joint Special Counsel on Legislative Donations	16	-	3	103	122
220	Correctional Health	48	1	15	55	119
069	Department of Consumer Affairs	14	1	-	71	85
030	Office of Adm. and Transformation of HR in the Govt.	48	2	3	15	68
060	Citizen's Advocate Office (Ombudsman)	14	4	1	46	66
042	Firefighters Corps	-	0	-	64	64
281	Office of the Electoral Comptroller	23	13	-	28	64
231	Health Advocate Office	14	37	12	-	63
132	Energy Affairs Administration	-	-	-	49	49
037	Civil Rights Commission	17	4	1	26	48
062	Cooperative Development Commission	11	1	0	33	46
034	Investigation, Prosecution and Appeals Commission	1	1	0	15	16
139	Parole Board	2	2	1	7	12
224	Joint Commission Reports Comptroller	-	0	0	3	4
221	Emergency Medical Services Corps	-	-	-	-	-
	Other	126	169	127	3,495	3,918
Total		\$ 130,917	\$ 63,851	\$ 37,705	\$ 459,293	\$ 691,766

Footnotes:

- (a) Data presented above represents the Central Government live AP Web Portal repository of third party and intergovernmental invoices by agency, implemented in FY2019. The full transition to managing central government payables through the web portal is complete, however government agencies and vendors continue to analyze the information contained in this report to ensure its accuracy. Ongoing efforts with the largest agencies and their vendors to implement the appropriate processes and controls needed to realize improvements in reporting and efficiency continue as of the date of this report.
- (b) On a go-forward basis, vendors submit invoices for approval through the live AP Web Portal where they are logged electronically, matched with the appropriate purchase order or other relevant documentation, and approved / vouchered at the agency level through the online interface.

Puerto Rico Department of Treasury | AAFAF
 Schedule C: Central Government - Live Web Portal AP
 Intragovernmental Only (a) (b)

(figures in \$000s)

Invoicer	ID - Central Government Agency														Other													
	071 - Department of Health	081 - Department of Education	271 - Office of Information Technology and Communications	123 - Families and Children Administration	025 - Hacienda (entidad interna - fines de contabilidad)	122 - Department of the Family	045 - Department of Public Security	049 - Department of Transportation and Public Works	050 - Department of Natural and Environmental Resources	137 - Department of Correction and Rehabilitation	087 - Department of Sports and Recreation	127 - Adm. for Socioeconomic Development of the Family	329 - Socio-Economic Development Office	038 - Department of Justice		078 - Department of Housing	095 - Mental Health and Addiction Services Administration	043 - Puerto Rico National Guard	067 - Department of Labor and Human Resources	126 - Vocational Rehabilitation Administration	031 - General Services Administration	021 - Emergency Management and Disaster Adm. Agency	124 - Child Support Administration	311 - Gaming Commission	120 - Veterans Advocate Office	028 - Commonwealth Election Commission		
89,715	82,688	5,649	40	-	-	9	14	97	8	-	81	-	509	28	-	7	3	73	-	-	-	-	-	-	-	-	-	508
Medical Services Administration	58,598	58,592	-	-	-	-	-	0	-	-	-	-	-	-	-	6	-	-	-	-	-	-	-	-	-	-	-	-
Public Buildings Authority	8,194	8,184	9	-	-	-	-	-	-	-	-	-	-	-	-	1	-	-	-	-	-	-	-	-	-	-	-	-
University of Puerto Rico	7,805	7,777	-	-	-	-	-	-	-	-	-	-	-	28	-	-	-	-	-	-	-	-	-	-	-	-	-	-
Department of Health	3,380	3,380	-	-	-	-	-	-	-	-	-	-	-	-	-	-	-	-	-	-	-	-	-	-	-	-	-	
OFICINA MEJORAMIENTO ESCUELA P	2,781	-	2,781	-	-	-	-	-	-	-	-	-	-	-	-	-	-	-	-	-	-	-	-	-	-	-	-	
PREPA	2,410	1,576	834	-	-	-	-	-	-	-	-	-	-	-	-	-	-	-	-	-	-	-	-	-	-	-	-	
Infrastructure Financing Authority	637	637	-	-	-	-	-	-	-	-	-	-	-	-	-	-	-	-	-	-	-	-	-	-	-	-	-	
Agricultural Enterprises Development Administrat...	564	-	564	-	-	-	-	-	-	-	-	-	-	-	-	-	-	-	-	-	-	-	-	-	-	-	-	
Municipio De Aguada	405	404	1	-	-	-	-	-	-	-	-	-	-	-	-	-	-	-	-	-	-	-	-	-	-	-	-	
Department of Labor and Human Resources	340	-	340	-	-	-	-	-	-	-	-	-	-	-	-	-	-	-	-	-	-	-	-	-	-	-	-	
Teacher Retirement System	288	181	107	-	-	-	-	-	-	-	-	-	-	-	-	-	-	-	-	-	-	-	-	-	-	-	-	
PRASA	283	65	122	-	-	-	-	-	8	-	76	-	-	-	-	-	2	-	-	-	-	-	-	-	-	-	9	
Cardiovascular Center Corporation of Puerto Rico...	282	282	-	-	-	-	-	-	-	-	-	-	-	-	-	-	-	-	-	-	-	-	-	-	-	-	-	
Administration Retirement System of Government E...	271	-	-	-	-	-	-	-	-	-	-	-	-	-	-	-	-	-	-	-	-	-	-	-	-	-	271	
Municipio De Yauco	265	6	259	-	-	-	-	-	-	-	-	-	-	-	-	-	-	-	-	-	-	-	-	-	-	-	-	
Municipio De San Juan	258	-	-	-	-	-	-	-	-	-	-	254	-	-	-	-	-	-	-	-	-	-	-	-	-	-	5	
General Services Administration	245	138	15	-	-	-	9	-	-	-	-	-	-	-	(0)	-	-	-	-	-	-	-	-	-	-	-	83	
Municipio De Carolina	243	158	51	-	-	-	-	-	-	-	-	-	-	-	-	-	-	-	-	-	-	-	-	-	-	-	34	
Municipio De Las Piedras	229	229	-	-	-	-	-	-	-	-	-	-	-	-	-	-	-	-	-	-	-	-	-	-	-	-	-	
Municipio De Trujillo Alto	211	204	-	-	-	-	-	7	-	-	-	-	-	-	-	-	-	-	-	-	-	-	-	-	-	-	-	
Municipio Autonomo De Caguas	196	-	-	-	-	-	-	-	-	-	-	196	-	-	-	-	-	-	-	-	-	-	-	-	-	-	-	
Municipio De Comerio	169	169	-	-	-	-	-	-	-	-	-	-	-	-	-	-	-	-	-	-	-	-	-	-	-	-	-	
Municipio De Caguas	161	-	161	-	-	-	-	-	-	-	-	-	-	-	-	-	-	-	-	-	-	-	-	-	-	-	-	
Municipio De Canovanas	153	150	3	-	-	-	-	-	-	-	-	-	-	-	-	-	-	-	-	-	-	-	-	-	-	-	-	
Municipio De Luquillo	134	134	-	-	-	-	-	-	-	-	-	-	-	-	-	-	-	-	-	-	-	-	-	-	-	-	-	
Municipio De Rio Grande	114	-	105	-	-	-	-	-	-	-	-	9	-	-	-	-	-	-	-	-	-	-	-	-	-	-	-	
Institute of Forensic Sciences	102	102	-	-	-	-	-	-	-	-	-	-	-	-	-	-	-	-	-	-	-	-	-	-	-	-	0	
Municipio De Guanica	83	83	-	-	-	-	-	-	-	-	-	-	-	-	-	-	-	-	-	-	-	-	-	-	-	-	-	
Municipio De Mayaguez	82	-	78	-	-	4	-	-	-	-	-	-	-	-	-	-	-	-	-	-	-	-	-	-	-	-	-	
Municipio De San Lorenzo	80	52	8	-	-	-	-	-	-	-	-	-	-	-	-	-	-	-	-	-	-	-	-	-	-	-	20	
Municipio Autonomo De Guaynabo	54	28	-	-	-	-	-	26	-	-	-	-	-	-	-	-	-	-	-	-	-	-	-	-	-	-	-	
US Postal Service	52	2	-	-	-	-	-	-	-	-	-	-	-	-	-	-	-	-	-	-	-	-	-	-	-	-	49	
Industrial Development Company	51	-	40	-	-	-	-	-	-	-	-	-	-	-	-	-	-	-	-	-	-	-	-	-	-	-	12	
Municipio De Bayamon	50	-	-	-	-	-	-	39	-	-	-	-	-	-	-	-	-	-	-	-	-	-	-	-	-	-	11	
Municipio De Las Marias	50	-	-	-	-	-	-	-	-	-	-	50	-	-	-	-	-	-	-	-	-	-	-	-	-	-	-	
Municipio Bayamon	49	-	49	-	-	-	-	-	-	-	-	-	-	-	-	-	-	-	-	-	-	-	-	-	-	-	-	
Municipio De Yabucoa	36	-	36	-	-	-	-	-	-	-	-	-	-	-	-	-	-	-	-	-	-	-	-	-	-	-	-	
Maritime Transportation Authority of Puerto Rico...	31	31	-	-	-	-	-	-	-	-	-	-	-	-	-	-	-	-	-	-	-	-	-	-	-	-	-	
Municipio De Gurabo	30	-	13	-	-	-	-	17	-	-	-	-	-	-	-	-	-	-	-	-	-	-	-	-	-	-	-	
Municipio De Humacao	30	-	-	-	-	-	-	-	-	-	-	-	-	-	-	-	-	-	-	-	-	-	-	-	-	-	-	
Municipio Juana Diaz	26	-	-	-	-	-	-	-	-	-	-	-	-	-	-	-	30	-	-	-	-	-	-	-	-	-	-	
Municipio De Sabana Grande	25	25	-	-	-	-	-	-	-	-	-	-	-	-	-	-	26	-	-	-	-	-	-	-	-	-	-	
Department of the Treasury	24	22	-	-	-	-	-	-	-	-	-	-	-	-	-	1	-	-	-	-	-	-	-	-	-	-	1	
Municipio De Culebra	17	-	-	-	-	-	-	-	-	-	-	-	-	-	-	-	-	17	-	-	-	-	-	-	-	-	-	
Municipio De Guayanilla	17	17	-	-	-	-	-	-	-	-	-	-	-	-	-	-	-	-	-	-	-	-	-	-	-	-	-	
Municipio De Santa Isabel	17	17	-	-	-	-	-	-	-	-	-	-	-	-	-	-	-	-	-	-	-	-	-	-	-	-	-	
State Insurance Fund Corporation	16	-	12	-	-	-	4	-	-	-	-	-	-	-	-	-	-	-	-	-	-	-	-	-	-	-	-	
Department of Correction and Rehabilitation	16	16	-	-	-	-	-	-	-	-	-	-	-	-	-	-	-	-	-	-	-	-	-	-	-	-	-	
Municipio De Guayama	15	-	15	-	-	-	-	-	-	-	-	-	-	-	-	-	-	-	-	-	-	-	-	-	-	-	-	
Municipio De Cidra	14	-	14	-	-	-	-	-	-	-	-	-	-	-	-	-	-	-	-	-	-	-	-	-	-	-	-	
Other	132	27	71	-	-	6	-	7	-	-	5	-	-	1	-	-	2	-	-	-	-	-	-	-	-	-	13	

(a) Data presented above represents the Central Government live AP Web Portal repository of third party and intergovernmental invoices by agency, implemented in FY2019. The full transition to managing central government payables through the web portal is complete, however government agencies and vendors continue to analyze the information contained in this report to ensure its accuracy. Ongoing efforts with the largest agencies and their vendors to implement the appropriate processes and controls needed to realize improvements in reporting and efficiency continue as of the date of this report.

(b) On a go-forward basis, vendors submit invoices for approval through the live AP Web Portal where they are logged electronically, matched with the appropriate purchase order or other relevant documentation, and approved / vouchered at the agency level through the online interface.