



Puerto Rico Department of Treasury

Treasury Single Account ("TSA") FY 2021 Cash Flow

As of June 18, 2021

Disclaimer

- The Puerto Rico Fiscal Agency and Financial Advisory Authority (“AAFAF”), the Government of Puerto Rico (the “Government”), and each of their respective officers, directors, employees, agents, attorneys, advisors, members, partners or affiliates (collectively, with AAFAF and the Government the “Parties”) make no representation or warranty, express or implied, to any third party with respect to the information contained herein and all Parties expressly disclaim any such representations or warranties.
- The Parties do not owe or accept any duty or responsibility to any reader or recipient of this presentation, whether in contract or tort, and shall not be liable for or in respect of any loss, damage (including without limitation consequential damages or lost profits) or expense of whatsoever nature of such third party that may be caused by, or alleged to be caused by, the use of this presentation or that is otherwise consequent upon the gaining of access to this document by such third party.
- This document does not constitute an audit conducted in accordance with generally accepted auditing standards, an examination of internal controls or other attestation or review services in accordance with standards established by the American Institute of Certified Public Accountants or any other organization. Nor does this document constitute an audit of compliance with any other federal law, rule, or regulation. Accordingly, the Parties do not express an opinion or any other form of assurance on the financial statements or any financial or other information or the internal controls of the Government and the information contained herein.
- Any statements and assumptions contained in this document, whether forward-looking or historical, are not guarantees of future performance and involve certain risks, uncertainties, estimates and other assumptions made in this document. The economic and financial condition of the Government and its instrumentalities is affected by various financial, social, economic, environmental and political factors. These factors can be very complex, may vary from one fiscal year to the next and are frequently the result of actions taken or not taken, not only by the Government and its agencies and instrumentalities, but also by entities such as the government of the United States. Because of the uncertainty and unpredictability of these factors, their impact cannot be included in the assumptions contained in this document. Future events and actual results may differ materially from any estimates, projections, or statements contained herein. Nothing in this document should be considered as an express or implied commitment to do or take, or to refrain from taking, any action by AAFAF, the Government, or any government instrumentality in the Government or an admission of any fact or future event. Nothing in this document shall be considered a solicitation, recommendation or advice to any person to participate, pursue or support a particular course of action or transaction, to purchase or sell any security, or to make any investment decision.
- By receiving this document, the recipient shall be deemed to have acknowledged and agreed to the terms of these limitations.
- This document may contain capitalized terms that are not defined herein, or may contain terms that are discussed in other documents or that are commonly understood. You should make no assumptions about the meaning of capitalized terms that are not defined, and you should consult with advisors of AAFAF should clarification be required.

Glossary

Term	Definition
ACAA	- Automobile Accident Compensation Administration, or Administración de Compensaciones por Accidentes de Automoviles, is a component unit of the Commonwealth of Puerto Rico.
Act 154	- Act 154 means Act No. 154-2010, which, inter alia, imposes a temporary excise tax on the acquisition by multinationals of certain property manufactured or produced in whole or in part in Puerto Rico and on the acquisition of certain manufacturing services carried out in Puerto Rico. The Act 154 temporary excise tax expires on December 31, 2027.
AFI / PRIFA	- Infrastructure Financing Authority.
ASC	- Compulsory Liability Insurance, private insurance company.
ASES	- Puerto Rico Health Insurance Administration, a public corporation and component unit of the Commonwealth of Puerto Rico.
CINE	- Puerto Rico Cinema Fund, a recipient of certain assigned sales and use tax revenues.
COFINA	- Puerto Rico Sales Tax Financing Corporation.
Deferred General Fund Receipts	- Revenues pertaining to Fiscal Year 2020, such as individual and corporate income taxes, that are collected in Fiscal Year 2021 due to various executive orders and tax extensions in response to the COVID-19 pandemic.
DTPR	- Department of the Treasury of Puerto Rico.
DTPR Collection System	- This is the software system that DTPR uses for collections.
FAM	- Municipal Fund Administration, a recipient of certain assigned sales and use tax revenues.
General Fund Collections	- All gross tax collections received and deposited into the TSA from all Hacienda Collection Posts, through the Hacienda Colecturia Virtual (online), and/or SURI, as well as certain pass-through collections and others.
General Fund	- General Fund (Operating Fund) means the Commonwealth principal operating fund; disbursements from such fund are generally approved through the Commonwealth's annual budgeting process.
Gross Payroll	- Gross Payroll is equal to the sum of: (i) Net Payroll from the DTPR RHUM system; (ii) Other Payroll and (iii) Cash outlays for wage garnishments by Agency.
HTA	- Puerto Rico Highways and Transportation Authority, a public corporation and a component unit of the Commonwealth of Puerto Rico.
Liquidity Plan (LP)	- The Liquidity Plan is the translation of the Certified Fiscal Plan ("CFP") and Certified Budget ("Budget") into a cash flow projection. The TSA Liquidity Plan encompasses all cash flow activity within the TSA. Certain cash flow activity is contemplated in the CFP and Budget, but occurs outside the TSA. Cash flow bridges from the TSA to the CFP and Budget have been included to facilitate comparison.
NAP	- NAP, or the Nutrition Assistance Program, also known as PAN, or Programa de Asistencia Nutricional is a federal assistance nutritional program provided by the United States Department of Agriculture (USDA) solely to Puerto Rico.
Other Payroll	- Other Payroll expenses relate to employee withholdings, social security, insurance, and other deductions.
Other State Collections	- Inflows related to various Health Department programs, the State Insurance Fund, the Commissioner of Financial Institutions, interest earned on TSA bank accounts and others.
PayGo	- PayGo - Puerto Rico pension system that is funded through a pay-as-you-go system. Retirement benefits expenses of government employers are paid by the central government and reimbursed by the employers, with such funds received by the TSA.
PREPA	- Puerto Rico Electric Power Authority, a public corporation and a component unit of the Commonwealth of Puerto Rico.
PRITA	- Puerto Rico Integrated Transport Authority, a public corporation and component unit of the Commonwealth of Puerto Rico.
PSTBA	- The PSTBA is an amount established under Act 91-2006, as amended, and the Sales Tax Revenue Bond Resolution, as amended and restated on June 10, 2009 (the "Bond Resolution"), that currently must be received by COFINA from 5.5% of the SUT before the Commonwealth can receive any of the other 5.5% SUT.
Public Corporation	- Public corporations are governmental authorities with autonomous structure separate from the central government administration and with independent treasury functions.
RHUM System	- This is the software system that DTPR uses for payroll.
SIFC	- State Insurance Fund Corporation, a public corporation and a component unit of the Commonwealth of Puerto Rico.
Special Revenue Receipts	- Collections made by central government agencies at collection posts for services rendered by the agencies as well as fees, licenses, permits, fines and others.
SURI	- Sistema Unificada de Rentas Internas is the new digital tool of the Department of the Treasury that will allow integration and streamlining of the administration of taxes and revenues and eliminate the complexity of the current systems for the benefit of the Treasury and the taxpayers.
Sweep Account Transfers	- Transfers of Fiscal Year 2020 collections in the SURI sweep account to the TSA during Fiscal Year 2021. The closing balance of the sweep account on June 30, 2020, was \$1,024 million.
TSA	- Treasury Single Account, the Commonwealth's main operational bank account (concentration account) in which a majority of receipts from Governmental funds are deposited and from which most expenses are disbursed. TSA receipts include tax collections, charges for services, intergovernmental collections, the proceeds of short and long-term debt issuances and amounts held in custody by the Secretary of the Treasury for the benefit of the Commonwealth's fiduciary funds. Only a portion of the revenues received by the TSA is included in the annual General Fund budget presented to the Puerto Rico Legislative Assembly for approval. Other revenues are separately assigned by law to certain agencies or public corporations but still flow through the TSA.

Introduction

- Enclosed is the weekly Treasury Single Account ("TSA") cash flow report and supporting schedules with weekly YTD FY2021 actual results compared to the FY2021 Liquidity Plan and FY2020 actual results.
- TSA is the Commonwealth's main operational bank account (concentration account) in which a majority of receipts from Governmental funds are deposited and from which most expenses are disbursed.
- Receipts in the TSA include tax collections (including revenues assigned to certain public corporations and pledged for the payment of their debt service), charges for services, intergovernmental collections (such as reimbursements from Federal assistance grants), the proceeds of short and long-term debt issuances held in custody by the Secretary of Treasury for the benefit of the Government fiduciary funds, and other receipts. Only a portion of the revenues received by the TSA is included in the annual General Fund budget presented to the Puerto Rico Legislative Assembly for approval. Other revenues are separately assigned by law to certain agencies or public corporations but still flow through the TSA.
- Disbursements from the TSA include payroll and related costs, vendor and operational disbursements (including those reimbursed by Federal assistance grants and funded from Special Revenue Funds), welfare expenditures, capital outlays, debt service payments, required budgetary formulas and appropriation payments, pass-through payments of pledged revenues to certain public corporations, tax refunds, payments of current pension benefits and other disbursements.
- Federal funds related to disaster relief for hurricanes Irma and Maria are deposited in a separate bank account overseen by the Government Authorized Representative ("GAR"). Funds may be transferred to the TSA either: (i) after admissible disbursements (per approved Project Worksheets) have been made or (ii) once supporting documentation for an accrual or related expense are provided to and approved by FEMA. Therefore, FEMA funding may also be received in advance of actual cash disbursement, as payments to vendors may occur subsequent to when the corresponding services are rendered / expenses are recorded.
- Data limitations and commentary:
The government has focused on cash transaction information for which access to reliable, timely, and detailed data is readily available. The government continues to work with DTPR and other parties to access additional reliable data that would help to provide additional detail in the future.

Puerto Rico Department of Treasury | AAFAF

Executive Summary - TSA Cash Flow Actual Results

(figures in Millions)

Bank Cash Position	Weekly Cash Flow	YTD Net Cash Flow	YTD Net Cash Flow Variance
\$10,982	\$47	\$3,281	\$1,183

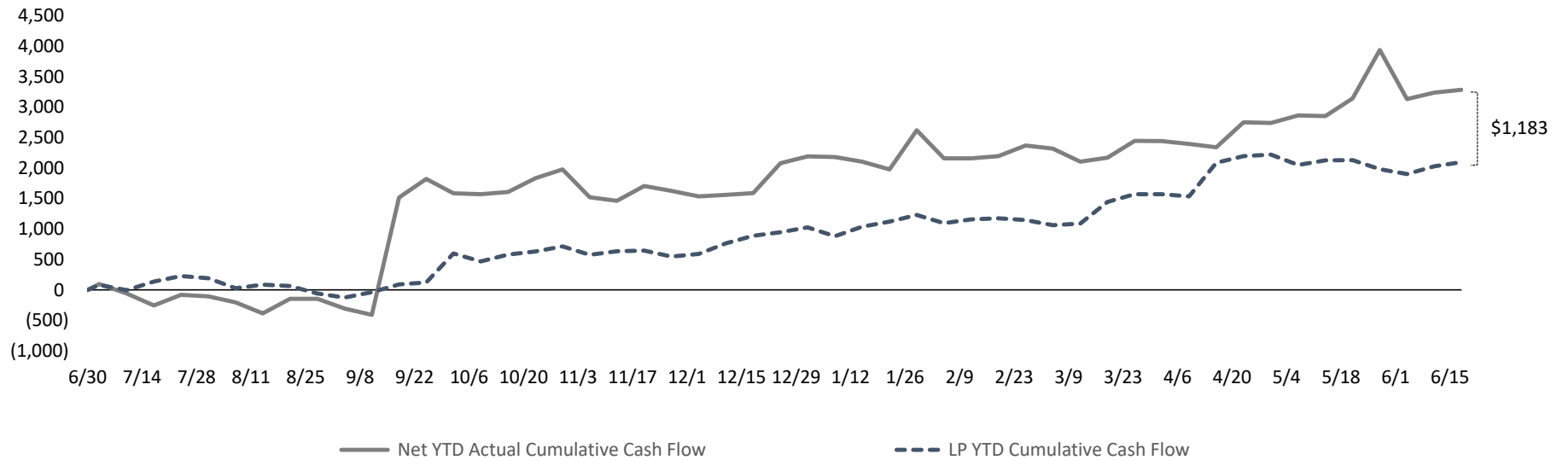
Bridge from FY21 Liquidity Plan projected TSA Cash Balance to actual FY21 TSA Cash Balance as of June 18, 2021

Cash Flow line item	Variance Bridge (\$M)	Comments
Liquidity Plan Projected Cash Balance 6/18/21:	\$ 9,798	1. State collections are \$1,296 million ahead of plan and the TSA sweep account includes and additional \$875 million of primarily general fund collections which will be transferred in short order. Outperformance is primarily due to the impact of increased Federal stimulus and better than expected economic activity during the Covid-19 pandemic. 2. Various custody account transfer items account for +\$244M of variance. The Liquidity Plan projected \$54M of the \$400M for broadband expansion would be disbursed during FY21. These funds have not been disbursed to date and may be disbursed in the next fiscal year. The \$50M for the 21st Century Technical & Business Education Fund has also not yet been transferred from the TSA. \$56M is temporary variance related to municipalities, including \$50M in transfers for the Municipal Development Funds in addition to \$6M in transfers for the Municipal Improvement Funds expected prior to fiscal year's end. The custody account transfers budget also included a \$23M reserve for litigation related to DOE transitory employee backpay. These funds have been paid out and reported within gross payroll. 3. Approximately \$188M of positive variance is attributable to General Fund Opex. These funds are expected to be spent during the first 60 days of FY2022. 4. Tax refunds are \$194M lower than forecast. This is expected to be a timing variance and unwind after the extended filing deadline. 5. On June 1, 2021, \$750 million was transferred to PREPA for funding of the working capital accounts required under the LUMA O&M agreement. This was not contemplated in the 2021 Fiscal Plan, and therefore excluded from the Liquidity Plan, resulting in a permanent negative variance to the forecast. Subsequent to the certification of the Fiscal Plan and Budget, Joint Resolution 139 was passed which provided for the \$750 million disbursement.
1 State Collections	1,296	
2 Custody Account Transfers	244	
3 General Fund Operating Disbursements	188	
4 Tax Refunds & Other Tax Credits	194	
5 PREPA LUMA Payment	(750)	
All Other	11	
Actual TSA Cash and SURI Sweep Account Balance	<u>\$ 10,982</u>	

Puerto Rico Department of Treasury | AAFAF
YTD TSA Cash Flow Summary - Actual vs LP

TSA Cumulative YTD Net Cash Flow (\$M)

LP Bank Cash Balance:	\$9,798
Actual TSA Bank Cash Balance:	\$10,982



YTD Actuals vs. Liquidity Plan

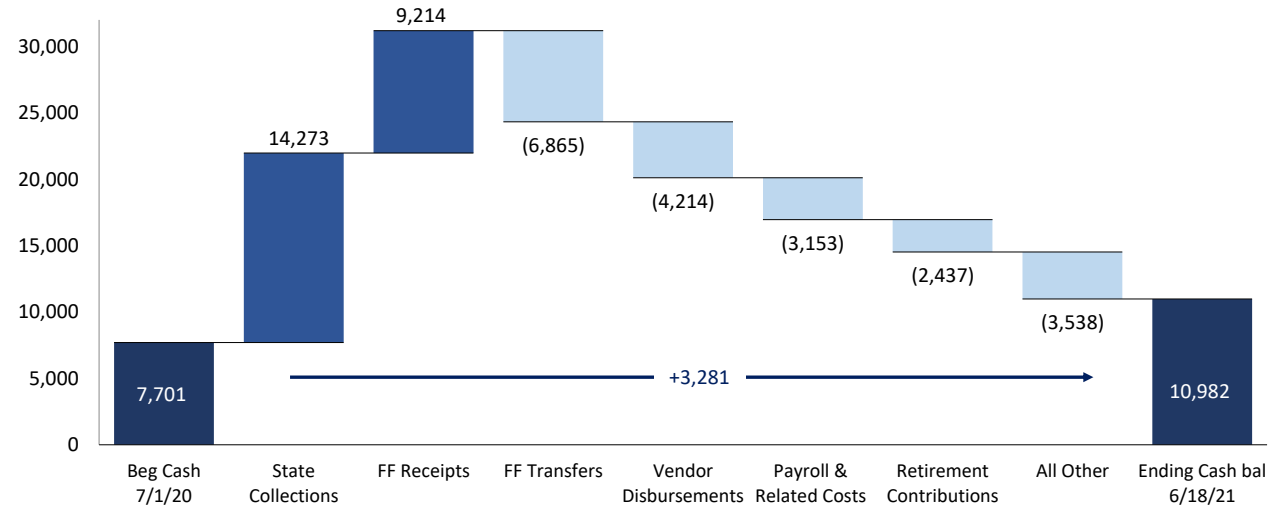
YTD net cash flow is \$3,281M and cash flow variance to the Liquidity Plan is \$1,183M. State collections performing ahead of forecast are the primary driver of YTD variance.

Puerto Rico Department of Treasury | AAFAP
YTD Cash Flow Summary - TSA Cash Flow Actual Results

Net Cash Flow - YTD Actuals

1.) The primary cash driver of FY21 is the transfer to the TSA of \$1,024M in FY20 collections that were in the SURI sweep account at the close of the fiscal year. Federal Fund inflows of \$9,214M represent 38% of YTD inflows, but are largely offset by Federal Fund disbursements, with YTD net surplus of \$19M (Refer to page 13 for additional detail). Tertiary drivers include strong General Fund collections and spending within budget.

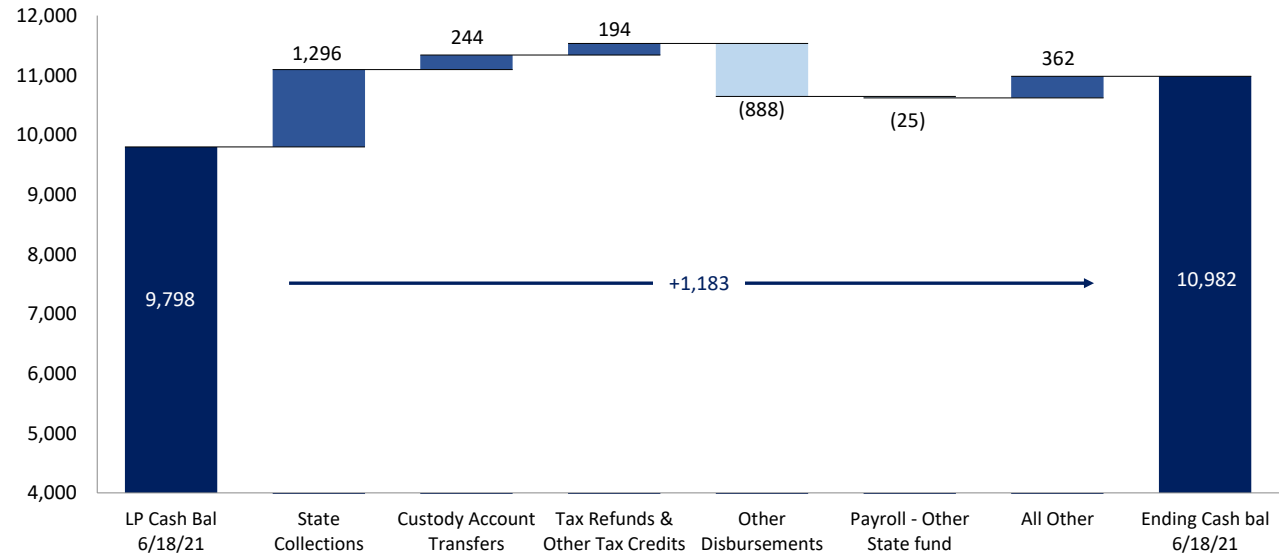
TSA YTD Cash Flow Actuals: Key Cash Flow Concepts (\$M)



Net Cash Flow YTD Variance - LP vs. Actual

1.) State collections performing ahead of forecast are the primary driver of YTD variance. Positive variance can be attributed to recent revenue outperformance.

TSA YTD Top Cash Flow Variances (\$M)



Puerto Rico Department of Treasury | AAFAF

TSA Cash Flow Actual Results for the Week Ended June 18, 2021

		FY21 Actual	FY21 LP	Variance	FY21 Actual	FY21 LP	FY20 Actual	Variance
<i>(figures in Millions)</i>		6/18	6/18	6/18	YTD	YTD	YTD (a)	YTD FY21 vs YTD LP
State Collections								
1	General fund collections (b)	\$203	\$405	(\$202)	\$11,473	\$10,283	\$8,712	\$1,190
2	Deferred GF Receipts (COVID-19 Exec Action)	—	—	—	479	667	—	(188)
3	Other fund revenues & Pass-throughs (c)	2	22	(20)	251	208	972	44
4	Special Revenue receipts	13	8	4	423	421	349	3
5	All Other state collections (d)	10	8	3	623	375	329	247
6	Sweep Account Transfers	—	—	—	1,024	1,024	—	—
7	Subtotal - State collections (e)	\$229	\$443	(\$215)	\$14,273	\$12,977	\$10,362	\$1,296
Federal Fund Receipts								
8	Medicaid	—	—	—	2,626	3,255	2,279	(628)
9	Nutrition Assistance Program	77	47	30	3,006	1,917	2,537	1,088
10	All Other Federal Programs	46	71	(25)	1,997	2,847	2,142	(849)
11	Other	69	—	69	1,585	166	—	1,419
12	Subtotal - Federal Fund receipts	\$192	\$119	\$73	\$9,214	\$8,185	\$6,958	\$1,029
Balance Sheet Related								
13	Paygo charge	25	—	25	528	494	486	34
14	Other	—	—	—	—	—	—	—
15	Subtotal - Other Inflows	\$25	—	\$25	\$528	\$494	\$486	\$34
16	Total Inflows	\$445	\$562	(\$117)	\$24,016	\$21,656	\$17,806	\$2,359
Payroll and Related Costs (f)								
17	General fund (i)	(57)	(57)	0	(2,549)	(2,666)	(2,685)	118
18	Federal fund	(15)	(18)	3	(451)	(589)	(511)	138
19	Other State fund	(3)	(4)	0	(153)	(128)	(138)	(25)
20	Subtotal - Payroll and Related Costs	(\$75)	(\$78)	\$3	(\$3,153)	(\$3,384)	(\$3,334)	\$231
Operating Disbursements (g)								
21	General fund (i)	(17)	(38)	21	(1,661)	(1,849)	(1,253)	188
22	Federal fund	(18)	(54)	35	(1,879)	(2,257)	(1,440)	378
23	Other State fund	(12)	(14)	1	(674)	(638)	(625)	(36)
24	Subtotal - Vendor Disbursements	(\$48)	(\$105)	\$58	(\$4,214)	(\$4,745)	(\$3,319)	\$531
State-funded Budgetary Transfers								
25	General Fund (i)	(5)	—	(5)	(1,964)	(1,979)	(1,875)	16
26	Other State Fund	(10)	(23)	12	(250)	(246)	(304)	(3)
27	Subtotal - Appropriations - All Funds	(\$15)	(\$23)	\$7	(\$2,213)	(\$2,226)	(\$2,179)	\$12
Federal Fund Transfers								
28	Medicaid	—	—	—	(2,626)	(3,305)	(2,435)	679
29	Nutrition Assistance Program	(89)	(47)	(42)	(2,965)	(1,917)	(2,522)	(1,048)
30	All other federal fund transfers	(2)	—	(2)	(1,273)	(124)	—	(1,149)
31	Subtotal - Federal Fund Transfers	(\$91)	(\$47)	(\$44)	(\$6,865)	(\$5,347)	(\$4,956)	(\$1,518)
Other Disbursements - All Funds								
32	Retirement Contributions	(94)	(104)	10	(2,437)	(2,501)	(2,384)	64
33	Tax Refunds & other tax credits (h) (i)	(7)	(26)	19	(716)	(910)	(824)	194
34	Title III Costs	(5)	(1)	(4)	(151)	(85)	(145)	(66)
35	State Cost Share	—	—	—	(40)	—	(41)	(40)
36	Milestone Transfers	—	—	—	(2)	(62)	—	60
37	Custody Account Transfers	—	(108)	108	(56)	(300)	—	244
38	Cash Reserve	—	—	—	—	—	—	—
39	All Other	(62)	—	(62)	(888)	—	(141)	(888)
40	Subtotal - Other Disbursements - All Funds	(\$168)	(\$239)	\$71	(\$4,290)	(\$3,858)	(\$3,536)	(\$433)
41	Total Outflows	(\$398)	(\$492)	\$95	(\$20,735)	(\$19,559)	(\$17,323)	(\$1,176)
42	Net Operating Cash Flow	\$47	\$70	(\$22)	\$3,281	\$2,097	\$483	\$1,183
43	Bank Cash Position, Beginning (j)	10,935	9,729	1,206	7,701	7,701	7,225	—
44	Bank Cash Position, Ending (j)	\$10,982	\$9,798	\$1,183	\$10,982	\$9,798	\$7,708	\$1,183

Note: Refer to the next page for footnote reference descriptions.

Puerto Rico Department of Treasury | AAFAF*FY21 TSA Cash Flow Actual Results - Footnotes*Footnotes:

- (a) Represents FY2020 actual results through June 19, 2020.
- (b) Represents gross tax collections received and deposited from all Hacienda Collection Posts, through the Hacienda Colecturia Virtual (online) and/or SURI. Additionally, as of the date of this report, the "General Fund Collections" line item includes unreconciled collections due to DTPR transition to collecting various gross tax receipts through the new SURI system. The transition from the Hacienda Colecturia collections system to SURI is ongoing and as such, revenue concept detail for the general tax SURI collections is not available at this time for the portion of collections received by the new general tax SURI account. This resulted in timing-related unreconciled gross collections which will be retroactively allocated to "General Collections" as appropriate once this information becomes available.
- (c) These revenues are collected by DTPR and immediately appropriated.
- (d) Inflows related to the State Insurance Fund, the Department of Labor and Human Resources, the Commissioner of Financial Institutions, interest earned on TSA bank accounts and others. As of the date this report the TSA has received \$11M in interest income in FY21 from earnings on the TSA cash balance.
- (e) As of June 18, 2021, there are \$875M in collections in the SURI sweep account pending reconciliation and transfer to the TSA.
- (f) Represents total gross payroll. Gross payroll includes net payroll disbursed to government employees, cash transfers to the Police Department for payroll costs, and other payroll related costs (employee withholdings, social security, insurance, and other
- (g) Includes payments to third-party vendors as well as intergovernmental payments to agencies with separate Treasuries.
- (h) Includes Federally Funded Employee Retention Credits.
- (i) These line items include transfers out of the TSA related to the COVID-19 Emergency Measures Support Package. Total TSA outflows related to the COVID-19 Emergency Measures Support Package are approximately \$532M as of June 18, 2021. Of this amount, \$459M was disbursed in FY2020 and \$73M in FY2021.
- (j) Excludes BPPR Clawback Accounts (for clawback revenues prior to June 2016) of \$147M.

Puerto Rico Department of Treasury | AAFAF
General Fund Collections Summary

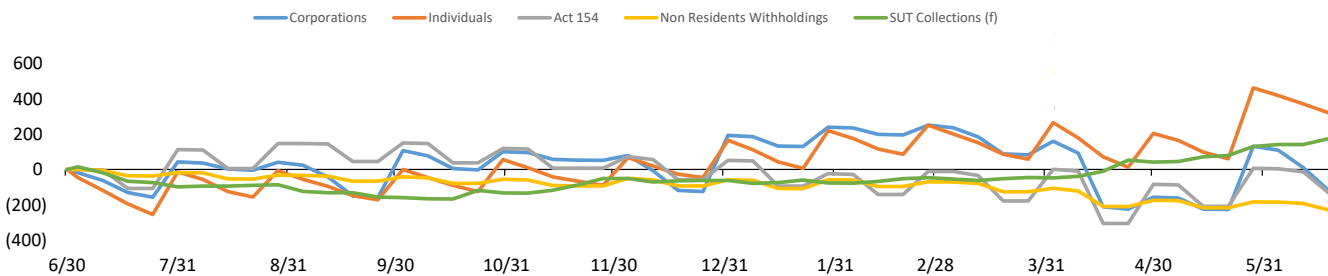
Key Takeaways / Notes

General Fund Collections Year to Date: Actual vs. Forecast (\$M)

- 1.) Accumulated collections into TSA sweep accounts are now consistently transferred to the TSA with a 7-10 day lag. This will result in lower, more stable balances in the sweep accounts and more predictable transfers to the TSA when compared to 1Q of this fiscal year. Motor Vehicle outperformance is the result of higher than expected vehicle sales, especially in the truck category. As of the date of this report, there were \$875M in collections in the SURI sweep account pending transfer to the TSA. Other General Fund revenue includes \$336M of Income Tax from Partnerships, most of which represents positive variance against projections for this category of revenue. Other General Fund revenue also includes receipts that have not been allocated to other concepts and this amount is approximately \$233M. Due to the ongoing transition of various gross tax collections from Hacienda Colecturia to SURI, revenue concept detail for general tax SURI collections from June 1, 2021, through the date of this report is not available at this time. This collections schedule will be updated as information becomes available.

General Fund Collections	Actual (a)	LP	Var \$	Var %
	YTD 6/18	YTD 6/18	YTD 6/18	YTD 6/18
General Fund Collections				
Corporations	\$1,834	\$1,974	(\$140)	-7%
FY21 Collections	1,589	1,758	(169)	-10%
FY21 CIT for FEDE (Act 73-2008) (b)	34	57	(23)	-40%
FY20 Deferrals/Extensions	211	159	52	33%
Individuals	2,798	2,477	322	13%
FY21 Collections	2,601	2,183	418	19%
FY20 Deferrals/Extensions	198	294	(96)	-33%
Act 154	1,558	1,691	(133)	-8%
Non Residents Withholdings	348	585	(237)	-41%
FY21 Collections	337	567	(230)	-41%
FY21 NRW for FEDE (Act 73-2008) (b)	11	19	(8)	-42%
Motor Vehicles	555	331	225	68%
Rum Tax (c)	253	197	56	28%
Alcoholic Beverages	240	254	(14)	-6%
Cigarettes (d)	131	126	4	3%
HTA	430	544	(113)	-21%
Gasoline Taxes	102	165	(63)	-38%
Gas Oil and Diesel Taxes	10	21	(11)	-50%
Vehicle License Fees (\$15 portion)	32	21	11	52%
Vehicle License Fees (\$25 portion)	76	106	(30)	-28%
Petroleum Tax	173	213	(40)	-19%
Other	37	18	19	106%
CRUDITA	117	238	(120)	-51%
Other FY20 Deferrals/Extensions (e)	35	-	35	NA
Other General Fund	1,392	447	945	212%
Total	\$9,691	\$8,863	\$828	9%
SUT Collections (f)	2,261	2,087	174	8%
FY21 Collections	2,225	1,873	352	19%
FY20 Deferrals/Extensions	36	214	(178)	-83%
Total General Fund Collections	\$ 11,952	\$ 10,950	\$ 1,002	9%
Transfer of FY20 Closing Sweep Balance	1,024	1,024	-	0%
Total TSA Cash General Fund Collections	\$ 12,976	\$ 11,974	\$ 1,002	8%

YTD General Fund Receipts Cumulative Variance Liquidity Plan vs. Actual Cumulative Variance by Category (\$M)



Footnotes:

- (a) General Fund gross cash receipts by concept are approximated using net General Fund revenues adjusted for recurring monthly gross-ups and other adjustments.
 (b) Relates to income tax reserves that are subsequently passed through to PRIDCO.
 (c) This amount includes rum tax moratorium revenues.
 (d) Includes some cigarette tax collections that are subsequently passed through to HTA, PRMBA and other.
 (e) This amount includes FY20 Income Tax from Partnerships. Note the Liquidity Plan projection for this line item was rolled up in Corporate Income Tax deferrals/extensions.
 (f) SUT collections excludes PSTBA, FAM & CINE, and only includes the amounts deposited into the TSA for General Fund use.

Puerto Rico Department of Treasury | AAFAF
Other State Fund Collections Summary

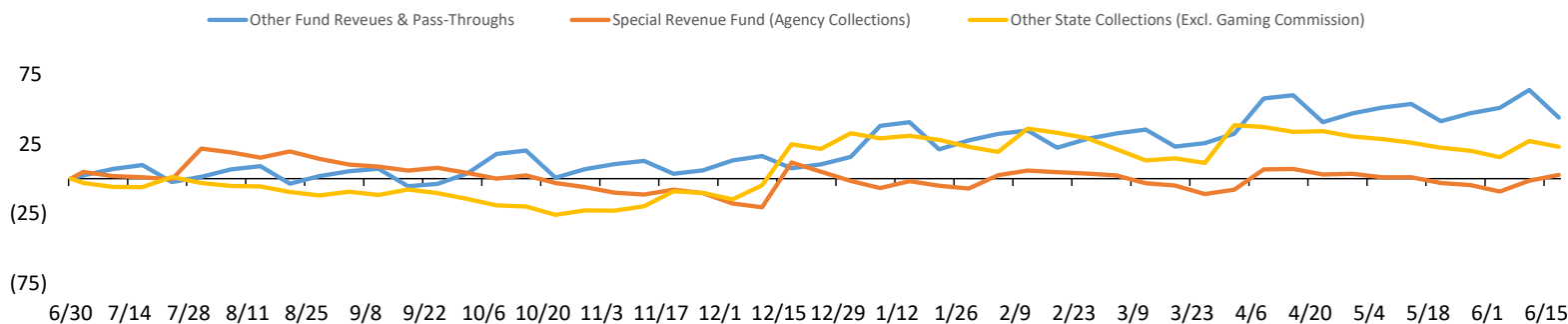
Key Takeaways / Notes

1.) Other state fund collections are ahead of the Liquidity Plan. Positive "All Other" variance in Other State Collections is mainly due to +\$224M collections by the new Gaming Commission. The Liquidity Plan did not consider a projection for Gaming Commission collections nor the subsequent disbursements to hoteliers & others of these funds (as this flow of funds was previously managed outside the TSA by the PR Tourism Company). Therefore, despite the positive variance presented in the table to the right, this is offset by approximately \$159M in outflows of these receipts for a net variance of +\$65M. However, this variance is assumed to be temporary in nature, as inflows and outflows should be net cash flow neutral over the long term. Remaining offsetting variances are mostly assumed to be temporary and due to timing, as special revenues and other collections may be received with irregular cadence.

Other State Fund Collections Year to Date: Actual vs. Forecast (\$M)

	Actual (a) YTD 6/18	LP YTD 6/18	Var \$ YTD 6/18	Var % YTD 6/18
Other State Fund Collections				
Other Fund Revenues & Pass-Throughs	\$251	\$208	\$44	21%
Electronic Lottery	68	29	40	139%
Cigarettes (PRITA)	33	36	(3)	-8%
ASC Pass Through	16	20	(4)	-20%
ACCA Pass Through	87	69	19	27%
Other	47	54	(7)	-14%
Special Revenue Fund (Agency Collections)	423	421	3	1%
Department of Education	27	15	12	77%
Department of Health	61	73	(12)	-17%
Department of State	30	14	16	115%
All Other	305	318	(13)	-4%
Other state collections	623	375	247	66%
Bayamón University Hospital	5	9	(4)	-42%
Adults University Hospital (UDH)	44	26	19	72%
Pediatric University Hospital	17	19	(2)	-9%
Commissioner of the Financial Institution	81	29	52	181%
Department of Housing	22	14	8	56%
Gaming Commission	224	-	224	NA
All Other	229	279	(50)	-18%
Total	\$1,298	\$1,004	\$294	29%

YTD Other State Fund Receipts Cumulative Variance Liquidity Plan vs. Actual Cumulative Variance by Category (\$M) (a)



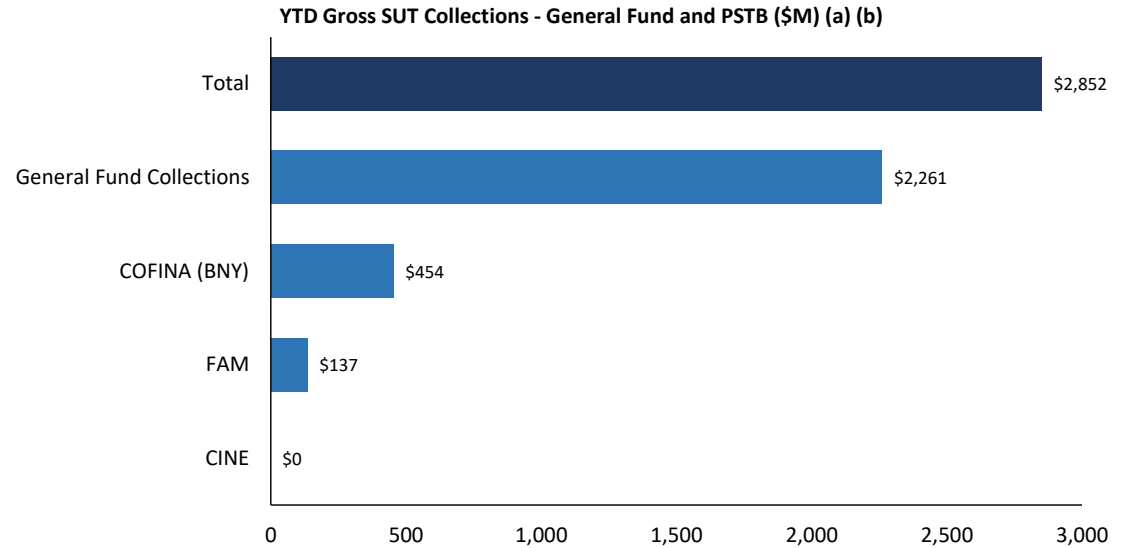
Footnotes

(a) Gaming Commission not presented in the graphic above, as 100% of YTD results represent permanent variance.

Puerto Rico Department of Treasury | AAFAF
Sales and Use Tax Collections Summary

Key Takeaways / Notes

- 1.) The proceeds from the Puerto Rico 10.5% SUT rate are allocated as follows: Of the 10.5%, 5.5% is deposited into a COFINA BNY Mellon account until the PSTBA cap is reached, and 4.5% is deposited into the General Fund. The remaining 0.5% is remitted to FAM. The PSTBA cap for FY21 is \$454 million.



Footnotes

- (a) This schedule reflects gross cash activity and is subject to revision based on periodic reconciliations and accounting adjustments.
- (b) As of June 18, 2021 there is \$62M in SUT collected pending verification and allocation. The verification process includes matching receipts with the appropriate returns and reconciling government account information. Once this process is complete, SUT funds are distributed in accordance with the COFINA Plan of Adjustment based on the ownership of funds and otherwise based on the limits on distributions established therein.

Puerto Rico Department of Treasury | AAFAF
Federal Funds Net Cash Flow Summary (a)(b)

Key Takeaways / Notes

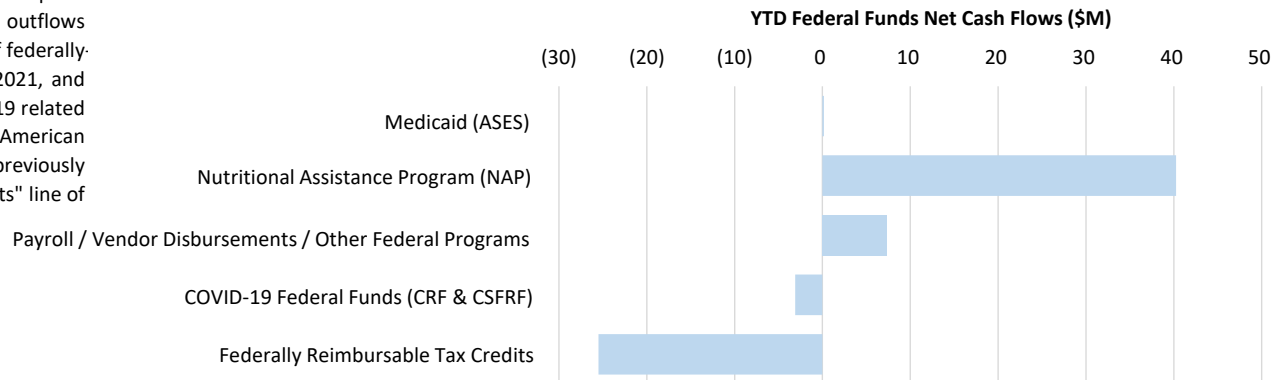
1.) Receipts for the Nutritional Assistance Program (NAP) and Medicaid (ASES Pass-through) are received in advance of the subsequent pass through disbursements. Federal Funds received for Payroll and Vendor Payments are typically reimbursed following disbursement. Currently, there may be temporary surplus / (deficit) due timing differences relating to prior year carryover. Puerto Rico received \$2.24 billion from the Coronavirus Relief Fund (CRF) established under the CARES Act. These funds are held in a separate account outside of TSA and being disbursed according to the Strategic Disbursement Plan. Some of the measures are initially paid out through TSA, and later reimbursed from the CRF account. Additionally, on May 19, 2021, \$2.5 billion of federal Coronavirus State & Local Fiscal Recovery funds (CSFRF) were deposited in the TSA. These were immediately transferred to a separate account under custody of Hacienda on May 20, 2021 and this pass-through is not reflected in TSA inflows and outflows within this report. The TSA disbursed \$343M of federally-reimbursable tax credits between January 1, 2021, and May 28, 2021. These include \$317M of COVID-19 related Economic Impact Payments and \$25M of American Opportunity Credits. These payments were previously reported in the "Tax Refunds & Other Tax Credits" line of the TSA cash flow.

Footnotes

- (a) Please note that federal fund classification as represented here is based on the fund classification at the point of transaction. Agencies regularly review cash transactions and make accounting adjustments that result in fund reclassifications.
- (b) Note that the Liquidity Plan will generally project a YTD deficit and surplus each week for Medicaid and CRF funding, respectively. This is due to deficit and surpluses carried forward from FY20 (FY20 federal receipts in excess of FY20 federal fund outlays and spending prior to CRF reimbursement) that were assumed to unwind throughout the first quarter of FY21 as funds received in FY20 were utilized, thus resulting in projected net cash flow deficits and surpluses for the full year FY21 in Medicaid funding (-\$51M) and CRF (\$42M), yielding a projected -\$9m net deficit projected for FY21. Aside from the aforementioned projected cash flow surplus and deficit, all other federally funded cash flows are assumed to result in zero net cash flow for the full FY20, and week-to-week variations are assumed to be timing related.

Weekly FF Net Surplus (Deficit)	FF		Net Cash		Variance
	Inflows	Outflows	Flow	LP Net Cash Flow	
Medicaid (ASES)	\$ -	\$ -	\$ -	\$ -	\$ -
Nutritional Assistance Program (NAP)	77	(89)	(12)	-	(12)
Payroll / Vendor Disbursements / Other Federal Programs	46	9	55	0	55
COVID-19 Federal Funds (CRF & CSFRF)	69	(45)	24	-	24
Federally Reimbursable Tax Credits	-	-	-	-	-
Total	\$ 192	\$ (124)	\$ 67	\$ 0	\$ 67

YTD Cumulative FF Net Surplus (Deficit)	FF Inflows	FF Outflows	Net Cash	LP Net Cash	Variance
Medicaid (ASES)	\$ 2,626	\$ (2,626)	\$ 0	\$ (51)	\$ 51
Nutritional Assistance Program (NAP)	3,006	(2,965)	40	-	40
Payroll / Vendor Disbursements / Other Federal Programs	1,680	(1,672)	7	0	7
COVID-19 Federal Funds (CRF & CSFRF)	1,585	(1,588)	(3)	42	(45)
Federally Reimbursable Tax Credits	318	(343)	(25)	-	(25)
Total	\$ 9,214	\$ (9,195)	\$ 19	\$ (9)	\$ 28



Puerto Rico Department of Treasury | AAFAF

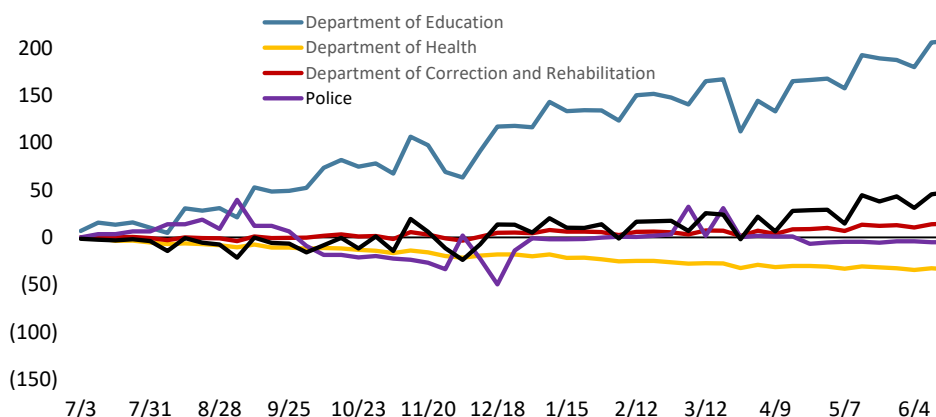
Payroll / Vendor Disbursements Summary

Key Takeaways / Notes : Gross Payroll

- Gross payroll is mainly tracking FY21 forecasts to date. Most variance is driven by DOE payroll variance, likely due to COVID-19 and the subsequently adjusted and abnormal school year. DOE payroll variance dropped during the week ended 3/26 due to a one-time settlement related to DOE transitory employee salaries. The FY21 Certified Budget included a \$23M reserve for this item that appears in the Custody Account Transfers line of the FY21 Liquidity Plan.

Gross Payroll (\$M) (a)	YTD Variance
Agency	
Department of Education	\$ 207
Department of Correction & Rehabilitation	15
Police	(5)
Department of Health	(34)
All Other Agencies	48
Total YTD Variance	\$ 231

Cumulative YTD Variance - Payroll by Agency (\$M) (a)

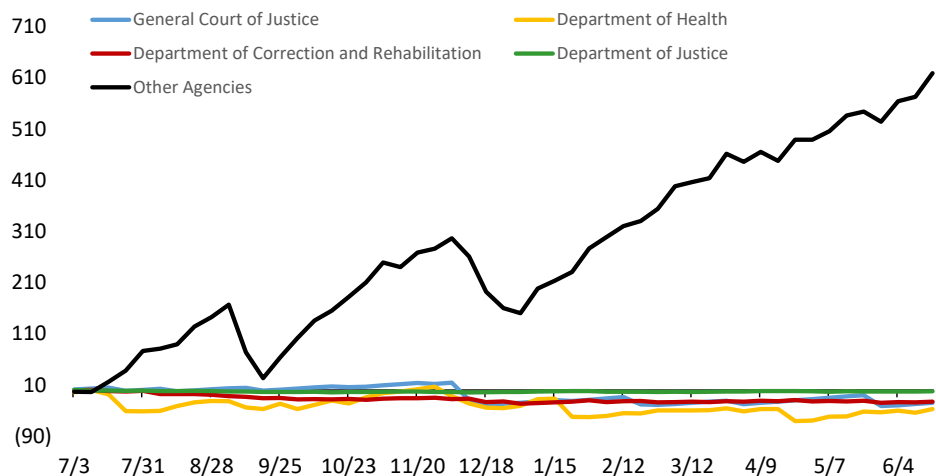


Key Takeaways / Notes : Vendor Disbursements

- Total YTD vendor payments are less than projected, though there are various offsetting variances within. Disbursements on behalf of the Department of Education are \$459M lower than expected. This is offset by negative variance due to several items, including a portion of CARES Act assistance amounting to \$291M that was paid through the TSA on behalf of Treasury to vendors and subsequently reimbursed from the CRF account, which includes \$22M distributed for the Private Hospitals initiative during the week ended 12/18.

Vendor Disbursements (\$M)	YTD Variance
Agency	
Department of Justice	\$ (3)
Department of Correction & Rehabilitation	(23)
General Court of Justice	(25)
Department of Health	(37)
All Other Agencies	619
Total YTD Variance	\$ 531

Cumulative YTD Variance - Vendor Disbursements by Agency (\$M)



Footnotes

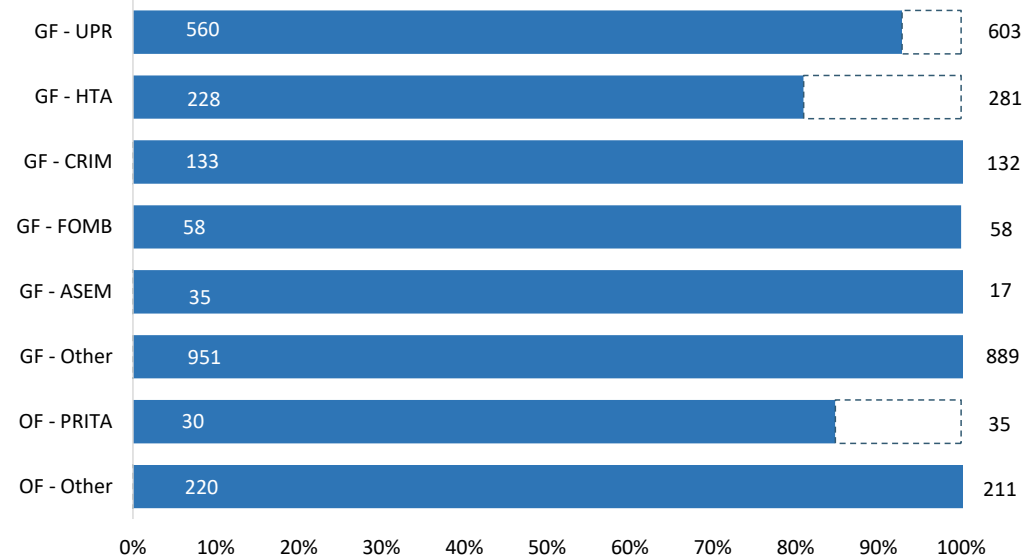
(a) Gross Payroll is equal to the sum of: (i) Net Payroll by Agency from the DTPR RHUM system; (ii) Other Payroll and (iii) Cash outlays for wage garnishments by Agency.

Puerto Rico Department of Treasury | AAFAP
State Funded Budgetary Transfers Summary

Key Takeaways / Notes

- 1.) General Fund appropriations are generally executed throughout the year on a consistent basis in the first week of a given month. The amount transferred each month is usually the sum of the receiving entity's budgeted amount for FY21 divided into twelve, subject to a 2.5% holdback through the first nine months of the fiscal year, to be disbursed during the fourth quarter following reconciliation of General Fund revenues to Fiscal Plan projections and subsequent approval and authorization for release by the Oversight Board and the Director of OMB. Other General Fund transfers and Other Fund transfers require the recognition of certain revenues within DTPR accounting records prior to sending funds to a receiving entity. Negative Other GF variance is driven by \$43.7M in funds reprogrammed from the FY20 Healthcare reserve account for UPR Cancer. The \$72.5M reprogrammed from the FY20 Healthcare reserve account and transferred to ASES throughout FY21 to cover costs associated with contracts between ASES and several Managed Care Organizations were returned to the TSA during the week ended May 5, 2021.

YTD FY2021 Budgeted Appropriations Executed (\$M)



Remaining Appropriation Budget (\$M)

Entity Name	Full Year		
	Actual YTD	Expectation	Remaining
GF - UPR	\$ 560	\$ 603	\$ 43
GF - HTA	228	281	53
GF - CRIM	133	132	(1)
GF - FOMB	58	58	-
GF - ASEM	35	17	(18)
GF - Other	951	889	(62)
OF - PRITA	30	35	5
OF - Other	220	211	(9)
Total	\$ 2,213	\$ 2,226	\$ 12

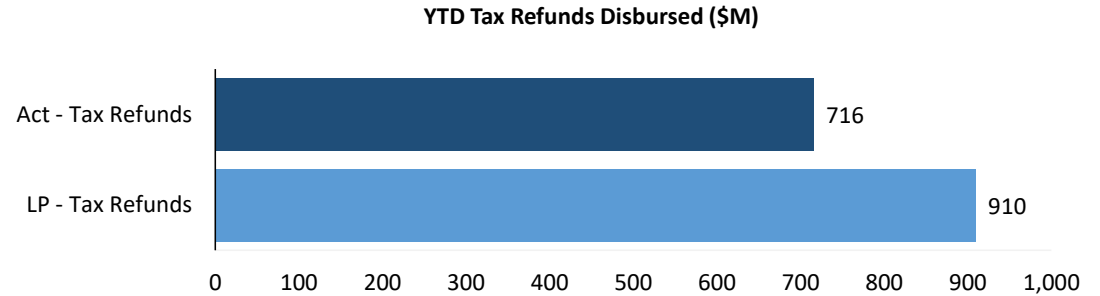
YTD Appropriation Variance (\$M)

Entity Name	Liquidity Plan		
	Actual YTD	YTD	Variance
GF - UPR	\$ 560	\$ 603	\$ 43
GF - HTA	228	281	53
GF - CRIM	133	132	(1)
GF - FOMB	58	58	-
GF - ASEM	35	17	(18)
GF - Other	951	889	(62)
OF - PRITA	30	35	5
OF - Other	220	211	(9)
Total	\$ 2,213	\$ 2,226	\$ 12

Puerto Rico Department of Treasury | AAFAF
Tax Refunds / PayGo and Pensions Summary

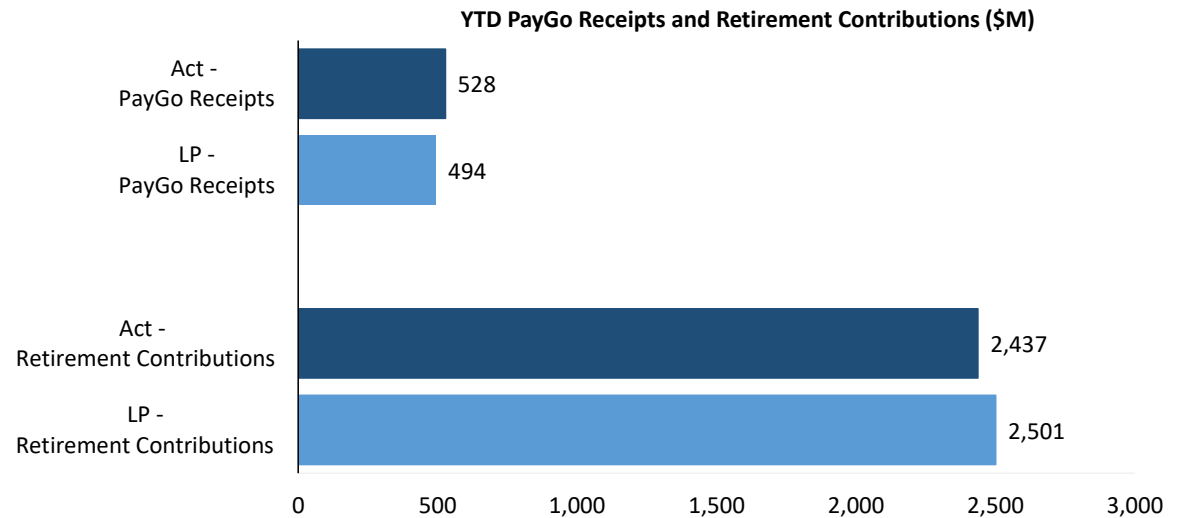
Key Takeaways / Notes : Tax Refunds

- 1.) Tax refunds includes EITC distributions, refunds to individuals and seniors as well other tax credits. Variance to the Liquidity Plan is assumed to be temporary in nature and expected to reverse later this fiscal year.



Key Takeaways / Notes : PayGo Receipts and Retirement Contributions

- 1.) YTD PayGo Receipts are higher than forecast due to payments received in FY21 from certain Component Units for FY20 and FY19 invoices. Such receipts from the State Insurance Fund, PRIDCO, and ACAA, totaling \$31.7M, \$12.2M, and \$5.3M, and through December 2020, respectively, are primary drivers of this variance. FY20 PayGo payments totaling \$6.0M from the Ports Authority received through the week ended 11/6 this fiscal year also contribute to this variance. Further details on the status of PayGo can be found in the monthly PayGo Report on AAFAF's website. YTD Retirement Contributions variance is temporary, and is expected to reverse in subsequent weeks.



Puerto Rico Department of Treasury | AAFAF

Schedule A: Central Government - Live Web Portal AP by Payee Type (a) (b)

All Agencies

(figures in \$000s)

Continues and Continued...

ID	Agency Name	3rd Party Payables	Intergovernmental Payables	Total
071	Department of Health	\$ 155,510	\$ 77,556	\$ 233,067
081	Department of Education	76,138	20,403	96,541
271	Office of Information Technology and Communications	30,698	-	30,698
123	Families and Children Administration	29,561	-	29,561
025	Hacienda (entidad interna - fines de contabilidad)	26,299	-	26,299
122	Department of the Family	25,161	-	25,161
045	Department of Public Security	24,916	11	24,927
049	Department of Transportation and Public Works	23,458	11	23,470
050	Department of Natural and Environmental Resources	19,289	17	19,306
127	Adm. for Socioeconomic Development of the Family	17,763	65	17,829
137	Department of Correction and Rehabilitation	13,739	9	13,747
078	Department of Housing	12,427	-	12,427
038	Department of Justice	11,267	12	11,279
329	Socio-Economic Development Office	9,760	200	9,960
311	Gaming Commission	9,463	-	9,463
095	Mental Health and Addiction Services Administration	9,176	7	9,183
043	Puerto Rico National Guard	8,330	2	8,332
087	Department of Sports and Recreation	8,233	87	8,320
067	Department of Labor and Human Resources	7,856	83	7,938
126	Vocational Rehabilitation Administration	5,848	0	5,848
031	General Services Administration	4,840	-	4,840
021	Emergency Management and Disaster Adm. Agency	4,476	-	4,476
124	Child Support Administration	3,950	0	3,950
120	Veterans Advocate Office	3,821	-	3,821
014	Environmental Quality Board	3,268	328	3,596
024	Department of the Treasury	3,411	-	3,411
028	Commonwealth Election Commission	3,348	1	3,349
152	Elderly and Retired People Advocate Office	1,307	1,209	2,516
241	Administration for Integral Development of Childhood	1,383	489	1,872
022	Office of the Commissioner of Insurance	1,650	180	1,830
016	Office of Management and Budget	1,809	2	1,812
015	Office of the Governor	1,795	14	1,809
055	Department of Agriculture	1,735	-	1,735
023	Department of State	1,388	-	1,388
010	General Court of Justice	1,281	-	1,281

Puerto Rico Department of Treasury | AAFAF

Schedule A: Central Government - Live Web Portal AP by Payee Type (a) (b)

All Agencies

(figures in \$000s)

Continues and Continued...

ID	Agency Name	3rd Party Payables	Intergovernmental Payables	Total
018	Planning Board	1,087	4	1,091
040	Puerto Rico Police	1,039	-	1,039
290	State Energy Office of Public Policy	1,026	-	1,026
105	Industrial Commission	979	2	980
035	Industrial Tax Exemption Office	557	-	557
273	Permit Management Office	427	-	427
141	Telecommunication's Regulatory Board	427	-	427
075	Office of the Financial Institutions Commissioner	412	-	412
266	Office of Public Security Affairs	202	119	321
065	Public Services Commission	300	-	300
096	Women's Advocate Office	281	-	281
155	State Historic Preservation Office	270	4	274
089	Horse Racing Industry and Sport Administration	233	-	233
220	Correctional Health	173	15	187
060	Citizen's Advocate Office (Ombudsman)	115	0	116
226	Joint Special Counsel on Legislative Donations	111	-	111
069	Department of Consumer Affairs	101	5	106
153	Advocacy for Persons with Disabilities of the Commonwealth	89	-	89
042	Firefighters Corps	64	-	64
037	Civil Rights Commission	55	-	55
132	Energy Affairs Administration	49	-	49
281	Office of the Electoral Comptroller	44	-	44
062	Cooperative Development Commission	39	-	39
231	Health Advocate Office	33	0	33
030	Office of Adm. and Transformation of HR in the Govt.	24	-	24
034	Investigation, Prosecution and Appeals Commission	18	-	18
224	Joint Commission Reports Comptroller	12	-	12
139	Parole Board	11	-	11
221	Emergency Medical Services Corps	-	-	-
	Other	3,964	-	3,964
Total		\$ 576,497	\$ 100,835	\$ 677,332

Footnotes:

- (a) Data presented above represents the Central Government live AP Web Portal repository of third party and intergovernmental invoices by agency, implemented in FY2019. The full transition to managing central government payables through the web portal is complete, however government agencies and vendors continue to analyze the information contained in this report to ensure its accuracy. Ongoing efforts with the largest agencies and their vendors to implement the appropriate processes and controls needed to realize improvements in reporting and efficiency continue as of the date of this report.
- (b) On a go-forward basis, vendors submit invoices for approval through the live AP Web Portal where they are logged electronically, matched with the appropriate purchase order or other relevant documentation, and approved / vouchered at the agency level through the online interface.

Puerto Rico Department of Treasury | AAFAF

Schedule B: Central Government - Live Web Portal AP Aging (a) (b)

All Agencies

(figures in \$000s)

Continues and Continued...

ID	Agency Name	0 - 30	31 - 60	61 - 90	Over 90 days	Total
071	Department of Health	\$ 25,924	\$ 19,607	\$ 16,046	\$ 171,490	\$ 233,067
081	Department of Education	54,199	11,843	4,913	25,586	96,541
271	Office of Information Technology and Communications	984	376	3,174	26,164	30,698
123	Families and Children Administration	1,823	802	614	26,322	29,561
025	Hacienda (entidad interna - fines de contabilidad)	1,127	1,636	808	22,727	26,299
122	Department of the Family	1,800	740	336	22,285	25,161
045	Department of Public Security	2,076	3,723	989	18,139	24,927
049	Department of Transportation and Public Works	2,574	677	101	20,117	23,470
050	Department of Natural and Environmental Resources	2,610	2,729	3,265	10,702	19,306
127	Adm. for Socioeconomic Development of the Family	1,635	2,100	3,909	10,184	17,829
137	Department of Correction and Rehabilitation	2,463	2,766	979	7,539	13,747
078	Department of Housing	2,983	646	844	7,954	12,427
038	Department of Justice	942	606	1,422	8,310	11,279
329	Socio-Economic Development Office	598	87	76	9,200	9,960
311	Gaming Commission	6,719	1,012	854	877	9,463
095	Mental Health and Addiction Services Administration	2,549	727	864	5,043	9,183
043	Puerto Rico National Guard	538	744	493	6,556	8,332
087	Department of Sports and Recreation	170	191	97	7,862	8,320
067	Department of Labor and Human Resources	2,055	1,035	941	3,908	7,938
126	Vocational Rehabilitation Administration	883	316	129	4,520	5,848
031	General Services Administration	395	259	34	4,152	4,840
021	Emergency Management and Disaster Adm. Agency	-	-	-	4,476	4,476
124	Child Support Administration	969	40	545	2,397	3,950
120	Veterans Advocate Office	1,626	2	634	1,560	3,821
014	Environmental Quality Board	214	306	365	2,710	3,596
024	Department of the Treasury	1,741	880	148	642	3,411
028	Commonwealth Election Commission	584	320	318	2,128	3,349
152	Elderly and Retired People Advocate Office	1,782	222	67	445	2,516
241	Administration for Integral Development of Childhood	827	196	39	810	1,872
022	Office of the Commissioner of Insurance	94	74	52	1,609	1,830
016	Office of Management and Budget	203	146	33	1,429	1,812
015	Office of the Governor	137	62	27	1,582	1,809
055	Department of Agriculture	33	50	5	1,647	1,735
023	Department of State	538	312	106	432	1,388
010	General Court of Justice	177	154	173	777	1,281

Puerto Rico Department of Treasury | AAFAF

Schedule B: Central Government - Live Web Portal AP Aging (a) (b)

All Agencies

(figures in \$000s)

Continues and Continued...

ID	Agency Name	0 - 30	31 - 60	61 - 90	Over 90 days	Total
018	Planning Board	493	379	50	169	1,091
040	Puerto Rico Police	-	-	-	1,039	1,039
290	State Energy Office of Public Policy	-	-	55	971	1,026
105	Industrial Commission	182	141	54	603	980
035	Industrial Tax Exemption Office	0	0	0	557	557
273	Permit Management Office	9	14	17	387	427
141	Telecommunication's Regulatory Board	-	-	-	427	427
075	Office of the Financial Institutions Commissioner	265	3	10	134	412
266	Office of Public Security Affairs	119	-	20	182	321
065	Public Services Commission	-	-	-	300	300
096	Women's Advocate Office	26	79	2	174	281
155	State Historic Preservation Office	46	6	9	213	274
089	Horse Racing Industry and Sport Administration	-	-	-	233	233
220	Correctional Health	62	18	15	92	187
060	Citizen's Advocate Office (Ombudsman)	55	10	31	19	116
226	Joint Special Counsel on Legislative Donations	5	0	3	103	111
069	Department of Consumer Affairs	20	2	13	71	106
153	Advocacy for Persons with Disabilities of the Commonwealth	8	5	-	76	89
042	Firefighters Corps	-	-	-	64	64
037	Civil Rights Commission	20	6	1	28	55
132	Energy Affairs Administration	-	-	-	49	49
281	Office of the Electoral Comptroller	26	15	-	3	44
062	Cooperative Development Commission	4	1	1	33	39
231	Health Advocate Office	21	13	-	0	33
030	Office of Adm. and Transformation of HR in the Govt.	3	3	3	15	24
034	Investigation, Prosecution and Appeals Commission	2	0	0	16	18
224	Joint Commission Reports Comptroller	8	0	0	4	12
139	Parole Board	3	1	2	5	11
221	Emergency Medical Services Corps	-	-	-	-	-
	Other	281	154	97	3,432	3,964
Total		\$ 125,629	\$ 56,236	\$ 43,787	\$ 451,681	\$ 677,332

Footnotes:

- (a) Data presented above represents the Central Government live AP Web Portal repository of third party and intergovernmental invoices by agency, implemented in FY2019. The full transition to managing central government payables through the web portal is complete, however government agencies and vendors continue to analyze the information contained in this report to ensure its accuracy. Ongoing efforts with the largest agencies and their vendors to implement the appropriate processes and controls needed to realize improvements in reporting and efficiency continue as of the date of this report.
- (b) On a go-forward basis, vendors submit invoices for approval through the live AP Web Portal where they are logged electronically, matched with the appropriate purchase order or other relevant documentation, and approved / vouchered at the agency level through the online interface.