



Puerto Rico Department of Treasury

Treasury Single Account ("TSA") FY 2022 Cash Flow

As of October 8, 2021

Disclaimer

- The Puerto Rico Fiscal Agency and Financial Advisory Authority (“AAFAF”), the Government of Puerto Rico (the “Government”), and each of their respective officers, directors, employees, agents, attorneys, advisors, members, partners or affiliates (collectively, with AAFAF and the Government the “Parties”) make no representation or warranty, express or implied, to any third party with respect to the information contained herein and all Parties expressly disclaim any such representations or warranties.
- The Parties do not owe or accept any duty or responsibility to any reader or recipient of this presentation, whether in contract or tort, and shall not be liable for or in respect of any loss, damage (including without limitation consequential damages or lost profits) or expense of whatsoever nature of such third party that may be caused by, or alleged to be caused by, the use of this presentation or that is otherwise consequent upon the gaining of access to this document by such third party.
- This document does not constitute an audit conducted in accordance with generally accepted auditing standards, an examination of internal controls or other attestation or review services in accordance with standards established by the American Institute of Certified Public Accountants or any other organization. Nor does this document constitute an audit of compliance with any other federal law, rule, or regulation. Accordingly, the Parties do not express an opinion or any other form of assurance on the financial statements or any financial or other information or the internal controls of the Government and the information contained herein.
- Any statements and assumptions contained in this document, whether forward-looking or historical, are not guarantees of future performance and involve certain risks, uncertainties, estimates and other assumptions made in this document. The economic and financial condition of the Government and its instrumentalities is affected by various financial, social, economic, environmental and political factors. These factors can be very complex, may vary from one fiscal year to the next and are frequently the result of actions taken or not taken, not only by the Government and its agencies and instrumentalities, but also by entities such as the government of the United States. Because of the uncertainty and unpredictability of these factors, their impact cannot be included in the assumptions contained in this document. Future events and actual results may differ materially from any estimates, projections, or statements contained herein. Nothing in this document should be considered as an express or implied commitment to do or take, or to refrain from taking, any action by AAFAF, the Government, or any government instrumentality in the Government or an admission of any fact or future event. Nothing in this document shall be considered a solicitation, recommendation or advice to any person to participate, pursue or support a particular course of action or transaction, to purchase or sell any security, or to make any investment decision.
- By receiving this document, the recipient shall be deemed to have acknowledged and agreed to the terms of these limitations.
- This document may contain capitalized terms that are not defined herein, or may contain terms that are discussed in other documents or that are commonly understood. You should make no assumptions about the meaning of capitalized terms that are not defined, and you should consult with advisors of AAFAF should clarification be required.

Glossary

Term	Definition
ACAA	- Automobile Accident Compensation Administration, or Administración de Compensaciones por Accidentes de Automoviles, is a component unit of the Commonwealth of Puerto Rico.
Act 154	- Act 154 means Act No. 154-2010, which, inter alia, imposes a temporary excise tax on the acquisition by multinationals of certain property manufactured or produced in whole or in part in Puerto Rico and on the acquisition of certain manufacturing services carried out in Puerto Rico. The Act 154 temporary excise tax expires on December 31, 2027.
AFI / PRIFA	- Infrastructure Financing Authority.
ASC	- Compulsory Liability Insurance, private insurance company.
ASES	- Puerto Rico Health Insurance Administration, a public corporation and component unit of the Commonwealth of Puerto Rico.
CINE	- Puerto Rico Cinema Fund, a recipient of certain assigned sales and use tax revenues.
COFINA	- Puerto Rico Sales Tax Financing Corporation.
Deferred General Fund Receipts	- Revenues pertaining to Fiscal Year 2020, such as individual and corporate income taxes, that are collected in subsequent fiscal years due to various executive orders and tax extensions in response to the COVID-19 pandemic.
DTPR	- Department of the Treasury of Puerto Rico.
DTPR Collection System	- This is the software system that DTPR uses for collections.
FAM	- Municipal Fund Administration, a recipient of certain assigned sales and use tax revenues.
General Fund Collections	- All gross tax collections received and deposited into the TSA from all Hacienda Collection Posts, through the Hacienda Colecturia Virtual (online), and/or SURI, as well as certain pass-through collections and others.
General Fund	- General Fund (Operating Fund) means the Commonwealth principal operating fund; disbursements from such fund are generally approved through the Commonwealth's annual budgeting process.
Gross Payroll	- Gross Payroll is equal to the sum of: (i) Net Payroll from the DTPR RHUM system; (ii) Other Payroll and (iii) Cash outlays for wage garnishments by Agency.
HTA	- Puerto Rico Highways and Transportation Authority, a public corporation and a component unit of the Commonwealth of Puerto Rico.
Liquidity Plan (LP)	- The Liquidity Plan is the translation of the Certified Fiscal Plan ("CFP") and Certified Budget ("Budget") into a cash flow projection. The TSA Liquidity Plan encompasses all cash flow activity within the TSA. Certain cash flow activity is contemplated in the CFP and Budget, but occurs outside the TSA. Cash flow bridges from the TSA to the CFP and Budget have been included to facilitate comparison.
NAP	- NAP, or the Nutrition Assistance Program, also known as PAN, or Programa de Asistencia Nutricional is a federal assistance nutritional program provided by the United States Department of Agriculture (USDA) solely to Puerto Rico.
Other Payroll	- Other Payroll expenses relate to employee withholdings, social security, insurance, and other deductions.
Other State Collections	- Inflows related to various Health Department programs, the State Insurance Fund, the Commissioner of Financial Institutions, interest earned on TSA bank accounts and others.
PayGo	- PayGo - Puerto Rico pension system that is funded through a pay-as-you-go system. Retirement benefits expenses of government employers are paid by the central government and reimbursed by the employers, with such funds received by the TSA.
PREPA	- Puerto Rico Electric Power Authority, a public corporation and a component unit of the Commonwealth of Puerto Rico.
PRITA	- Puerto Rico Integrated Transport Authority, a public corporation and component unit of the Commonwealth of Puerto Rico.
PSTBA	- The PSTBA is an amount established under Act 91-2006, as amended, and the Sales Tax Revenue Bond Resolution, as amended and restated on June 10, 2009 (the "Bond Resolution"), that currently must be received by COFINA from 5.5% of the SUT before the Commonwealth can receive any of the other 5.5% SUT.
Public Corporation	- Public corporations are governmental authorities with autonomous structure separate from the central government administration and with independent treasury functions.
RHUM System	- This is the software system that DTPR uses for payroll.
SIFC	- State Insurance Fund Corporation, a public corporation and a component unit of the Commonwealth of Puerto Rico.
Special Revenue Receipts	- Collections made by central government agencies at collection posts for services rendered by the agencies as well as fees, licenses, permits, fines and others.
SURI	- Sistema Unificada de Rentas Internas is the new digital tool of the Department of the Treasury that will allow integration and streamlining of the administration of taxes and revenues and eliminate the complexity of the current systems for the benefit of the Treasury and the taxpayers.
Sweep Account Transfers	- Transfers of Fiscal Year 2020 collections in the SURI sweep account to the TSA during Fiscal Year 2021. The closing balance of the sweep account on June 30, 2020, was \$1,024 million.
TSA	- Treasury Single Account, the Commonwealth's main operational bank account (concentration account) in which a majority of receipts from Governmental funds are deposited and from which most expenses are disbursed. TSA receipts include tax collections, charges for services, intergovernmental collections, the proceeds of short and long-term debt issuances and amounts held in custody by the Secretary of the Treasury for the benefit of the Commonwealth's fiduciary funds. Only a portion of the revenues received by the TSA is included in the annual General Fund budget presented to the Puerto Rico Legislative Assembly for approval. Other revenues are separately assigned by law to certain agencies or public corporations but still flow through the TSA.

Introduction

- Enclosed is the weekly Treasury Single Account ("TSA") cash flow report and supporting schedules with weekly YTD FY2022 actual results compared to the FY2022 Liquidity Plan and FY2021 actual results.
- TSA is the Commonwealth's main operational bank account (concentration account) in which a majority of receipts from Governmental funds are deposited and from which most expenses are disbursed.
- Receipts in the TSA include tax collections (including revenues assigned to certain public corporations and pledged for the payment of their debt service), charges for services, intergovernmental collections (such as reimbursements from Federal assistance grants), the proceeds of short and long-term debt issuances held in custody by the Secretary of Treasury for the benefit of the Government fiduciary funds, and other receipts. Only a portion of the revenues received by the TSA is included in the annual General Fund budget presented to the Puerto Rico Legislative Assembly for approval. Other revenues are separately assigned by law to certain agencies or public corporations but still flow through the TSA.
- Disbursements from the TSA include payroll and related costs, vendor and operational disbursements (including those reimbursed by Federal assistance grants and funded from Special Revenue Funds), welfare expenditures, capital outlays, debt service payments, required budgetary formulas and appropriation payments, pass-through payments of pledged revenues to certain public corporations, tax refunds, payments of current pension benefits and other disbursements.
- Federal funds related to disaster relief for hurricanes Irma and Maria are deposited in a separate bank account overseen by the Government Authorized Representative ("GAR"). Funds may be transferred to the TSA either: (i) after admissible disbursements (per approved Project Worksheets) have been made or (ii) once supporting documentation for an accrual or related expense are provided to and approved by FEMA. Therefore, FEMA funding may also be received in advance of actual cash disbursement, as payments to vendors may occur subsequent to when the corresponding services are rendered / expenses are recorded.
- Data limitations and commentary:
The government has focused on cash transaction information for which access to reliable, timely, and detailed data is readily available. The government continues to work with DTPR and other parties to access additional reliable data that would help to provide additional detail in the future.

Puerto Rico Department of Treasury | AAFAF

Executive Summary - TSA Cash Flow Actual Results

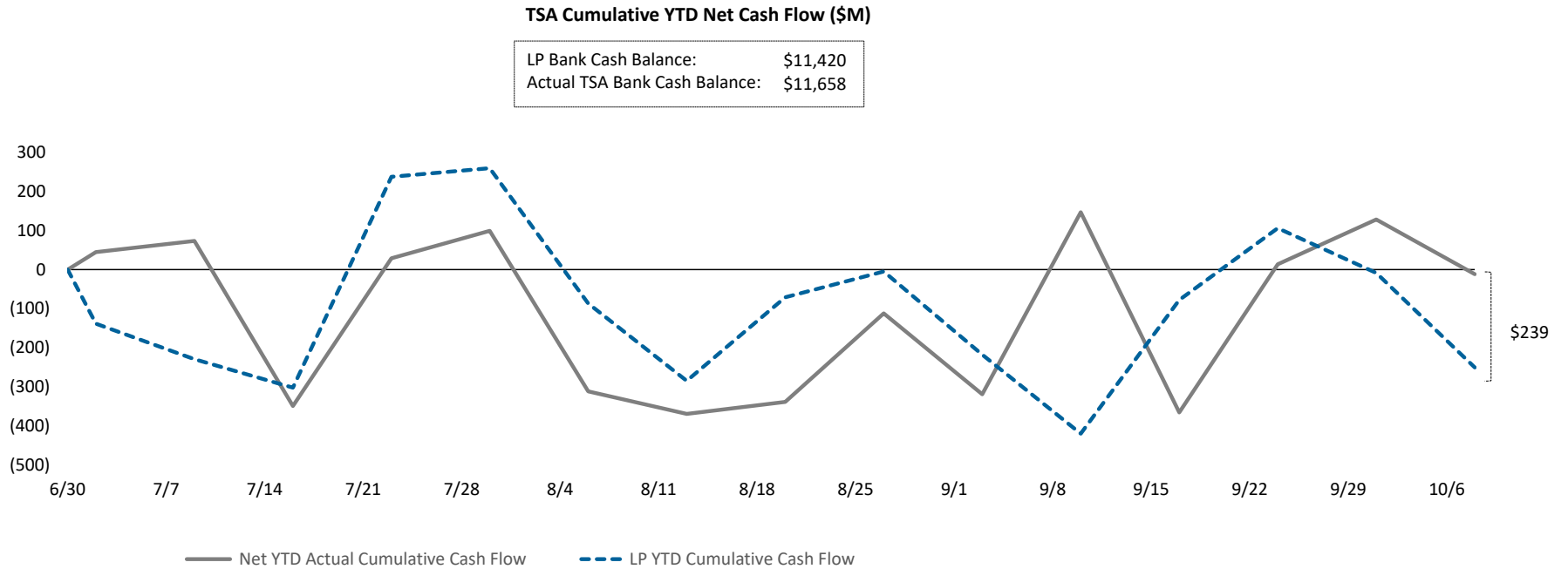
(figures in Millions)

Bank Cash Position	Weekly Cash Flow	YTD Net Cash Flow	YTD Net Cash Flow Variance
\$11,658	(\$141)	(\$12)	\$239

Bridge from FY21 Liquidity Plan projected TSA Cash Balance to actual FY21 TSA Cash Balance as of October 8, 2021

Cash Flow line item	Variance Bridge (\$M)	Comments
Liquidity Plan Projected Cash Balance 10/8/21:	\$ 11,420	1. State collections are ahead of plan. General fund collections drive \$184M of the positive variance. The remaining \$78M of outperformance pertains to SRF receipts, which are largely pledged to specific uses and expected to be cash flow neutral over the long term. 2. The FY21 GF budget included \$59M of capex funds for HTA. These funds were not spent or transferred from the TSA during the prior fiscal year, and extended into FY22. The Liquidity Plan projected these funds would be transferred from the TSA by September 2021; however, they have not been sent yet. 3. Puerto Rico received \$2.2 billion from the Coronavirus Relief Fund (CRF) established under the CARES Act and \$2.5 billion of federal Coronavirus State & Local Fiscal Recovery funds (CSLFRF). These funds are held in separate accounts outside of TSA. Many initiatives funded by these accounts are initially paid out through TSA, and later reimbursed from the respective external account. These reimbursements can lag disbursements, especially for payments made by agencies with independent systems.
1 State Collections	262	
2 FY21 HTA CapEx Carryover Timing	59	
3 Federal COVID-19 Programs Deficit	(67)	
All Other	(15)	
Actual TSA Cash Account Balance	<u>\$ 11,658</u>	

Puerto Rico Department of Treasury | AAFAF
YTD TSA Cash Flow Summary - Actual vs LP



YTD Actuals vs. Liquidity Plan

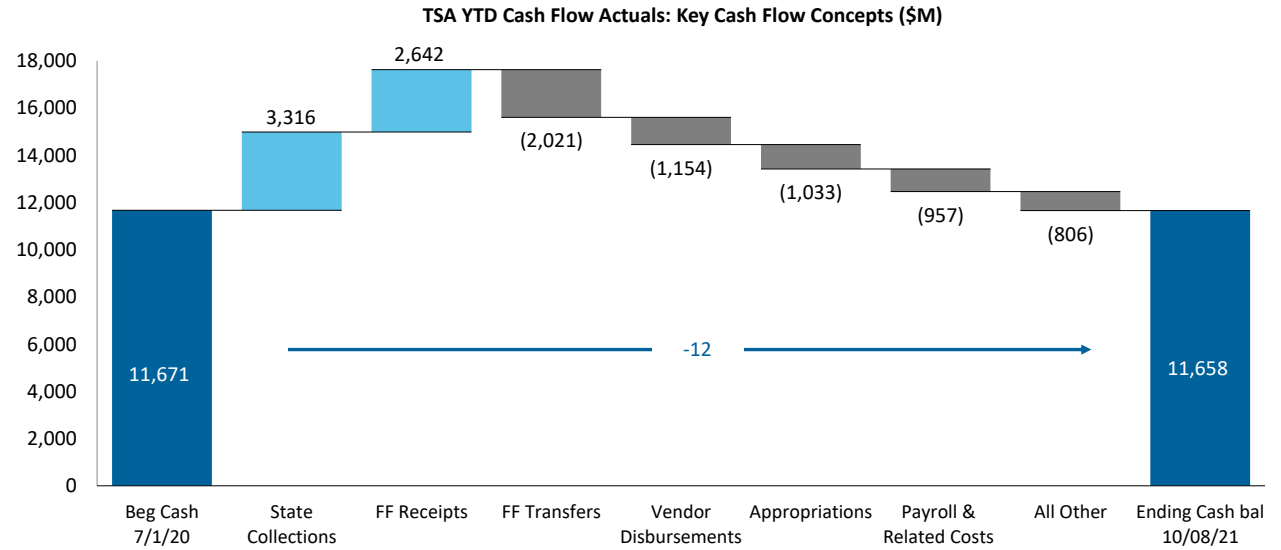
YTD net cash flow is -\$12M and cash flow variance to the Liquidity Plan is \$239M, most of which is assumed to be temporary at this time.

Puerto Rico Department of Treasury | AAFAP

YTD Cash Flow Summary - TSA Cash Flow Actual Results

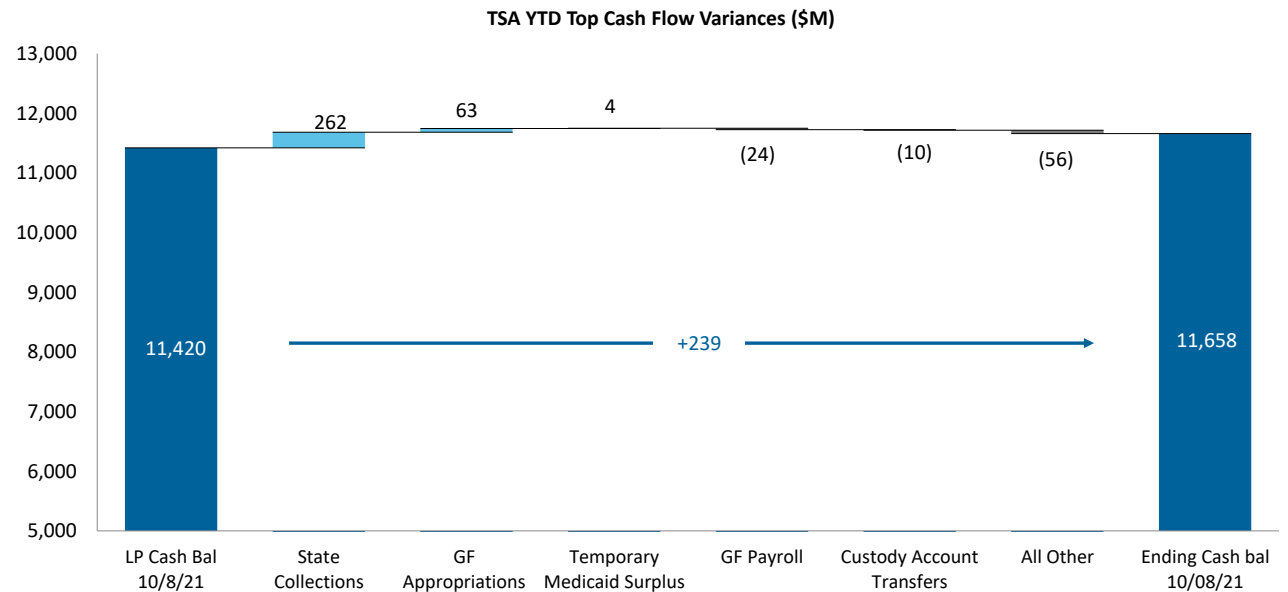
Net Cash Flow - YTD Actuals

- 1.) The primary cash driver of FY22 is state collections. Federal Fund inflows of \$2,642M represent 43% of YTD inflows, but are largely offset by Federal Fund disbursements, with YTD net deficit of \$37M (Refer to page 13 for additional detail).



Net Cash Flow YTD Variance - LP vs. Actual

- 1.) Year to date cash flow outperformance is mainly driven by variances in state collections.



Puerto Rico Department of Treasury | AAFAF

TSA Cash Flow Actual Results for the Week Ended October 8, 2021

	FY22 Actual	FY22 LP	Variance	FY22 Actual	FY22 LP	FY21 Actual	Variance
(figures in Millions)	10/8	10/8	10/8	YTD	YTD	YTD (a)	YTD FY22 vs YTD FY22 LP
State Collections							
1 General fund collections (b)	\$106	\$110	(\$3)	\$2,975	\$2,791	\$3,139	\$184
2 Other fund revenues & Pass-throughs (c)	4	1	2	54	35	62	19
3 Special Revenue receipts	8	4	4	115	92	115	22
4 All Other state collections (d)	11	7	4	172	136	95	36
5 Sweep Account Transfers	—	—	—	—	—	1,024	—
6 Subtotal - State collections (e)	\$129	\$122	\$7	\$3,316	\$3,054	\$4,436	\$262
Federal Fund Receipts							
7 Medicaid	—	—	—	714	582	1,057	132
8 Nutrition Assistance Program	68	134	(65)	1,133	1,101	771	33
9 All Other Federal Programs	39	96	(57)	535	793	427	(258)
10 Other	41	—	41	260	157	236	103
11 Subtotal - Federal Fund receipts	\$148	\$229	(\$82)	\$2,642	\$2,632	\$2,491	\$10
Balance Sheet Related							
12 Paygo charge	4	8	(3)	136	113	173	23
13 Other	—	—	—	—	—	—	—
14 Subtotal - Other Inflows	\$4	\$8	(\$3)	\$136	\$113	\$173	\$23
15 Total Inflows	\$281	\$359	(\$78)	\$6,095	\$5,800	\$7,100	\$295
Payroll and Related Costs (f)							
16 General fund (i)	(61)	(77)	15	(722)	(699)	(701)	(24)
17 Federal fund	(8)	(27)	19	(191)	(282)	(118)	92
18 Other State fund	(5)	(4)	(1)	(44)	(37)	(46)	(7)
19 Subtotal - Payroll and Related Costs	(\$74)	(\$107)	\$33	(\$957)	(\$1,018)	(\$866)	\$61
Operating Disbursements (g)							
20 General fund (i)	(54)	(35)	(20)	(477)	(479)	(501)	2
21 Federal fund	(31)	(69)	38	(467)	(510)	(549)	43
22 Other State fund	(16)	(12)	(4)	(209)	(202)	(124)	(7)
23 Subtotal - Vendor Disbursements	(\$101)	(\$115)	\$14	(\$1,154)	(\$1,192)	(\$1,174)	\$38
State-funded Budgetary Transfers							
24 General Fund (i)	(151)	(232)	81	(1,000)	(1,063)	(468)	63
25 Other State Fund	(0)	—	(0)	(32)	(34)	(74)	2
26 Subtotal - Appropriations - All Funds	(\$152)	(\$232)	\$81	(\$1,033)	(\$1,097)	(\$542)	\$64
Federal Fund Transfers							
27 Medicaid	—	—	—	(710)	(582)	(1,057)	(128)
28 Nutrition Assistance Program	(70)	(134)	63	(1,140)	(1,101)	(776)	(39)
29 All other federal fund transfers	(6)	—	(6)	(172)	(90)	(72)	(82)
30 Subtotal - Federal Fund Transfers	(\$76)	(\$134)	\$57	(\$2,021)	(\$1,773)	(\$1,905)	(\$249)
Other Disbursements - All Funds							
31 Retirement Contributions	(14)	(5)	(10)	(656)	(650)	(657)	(6)
32 Tax Refunds & other tax credits (h) (i)	(4)	(4)	0	(207)	(207)	(287)	0
33 Title III Costs	—	(4)	4	(61)	(54)	(59)	(7)
34 State Cost Share	—	—	—	—	—	—	—
35 Milestone Transfers	—	(0)	0	—	(3)	(2)	3
36 Custody Account Transfers	—	—	—	(18)	(9)	—	(10)
37 Cash Reserve	—	—	—	—	—	—	—
38 All Other	—	—	—	—	(50)	(40)	50
39 Subtotal - Other Disbursements - All Funds	(\$18)	(\$13)	(\$5)	(\$942)	(\$971)	(\$1,045)	\$29
40 Total Outflows	(\$422)	(\$601)	\$180	(\$6,107)	(\$6,051)	(\$5,531)	(\$56)
41 Net Operating Cash Flow	(\$141)	(\$242)	\$102	(\$12)	(\$251)	\$1,569	\$239
42 Bank Cash Position, Beginning (j)	11,799	11,662	137	11,671	11,671	7,701	—
43 Bank Cash Position, Ending (j)	\$11,658	\$11,420	\$239	\$11,658	\$11,420	\$9,270	\$239

Note: Refer to the next page for footnote reference descriptions.

Puerto Rico Department of Treasury | AAFAF*FY21 TSA Cash Flow Actual Results - Footnotes*Footnotes:

- (a) Represents FY2021 actual results through October 9, 2020.
- (b) Represents gross tax collections received and deposited from all Hacienda Collection Posts, through the Hacienda Colecturia Virtual (online) and/or SURI. Additionally, as of the date of this report, the "General Fund Collections" line item includes unreconciled collections due to DTPR transition to collecting various gross tax receipts through the new SURI system. The transition from the Hacienda Colecturia collections system to SURI is ongoing and as such, revenue concept detail for the general tax SURI collections is not available at this time for the portion of collections received by the new general tax SURI account. This resulted in timing-related unreconciled gross collections which will be retroactively allocated to "General Collections" as appropriate once this information becomes available.
- (c) These revenues are collected by DTPR and immediately appropriated.
- (d) Inflows related to the State Insurance Fund, the Department of Labor and Human Resources, the Commissioner of Financial Institutions, interest earned on TSA bank accounts and others. As of the date this report the TSA has received \$2.7M in interest income in FY21 from earnings on the TSA cash balance.
- (e) As of October 8, 2021, there are \$213M in collections in the SURI sweep account pending reconciliation and transfer to the TSA.
- (f) Represents total gross payroll. Gross payroll includes net payroll disbursed to government employees, cash transfers to the Police Department for payroll costs, and other payroll related costs (employee withholdings, social security, insurance, and other
- (g) Includes payments to third-party vendors as well as intergovernmental payments to agencies with separate Treasuries.
- (h) Includes Federally Funded Employee Retention Credits.
- (i) These line items include transfers out of the TSA related to the COVID-19 Emergency Measures Support Package. Total TSA outflows related to the COVID-19 Emergency Measures Support Package are approximately \$534M as of October 8, 2021. Of this amount, \$459M was disbursed in FY2020, \$75M in FY2021, and \$562k in FY2022.
- (j) Excludes BPPR Clawback Accounts (for clawback revenues prior to June 2016) of \$147M.

Puerto Rico Department of Treasury | AAFAF
 General Fund Collections Summary

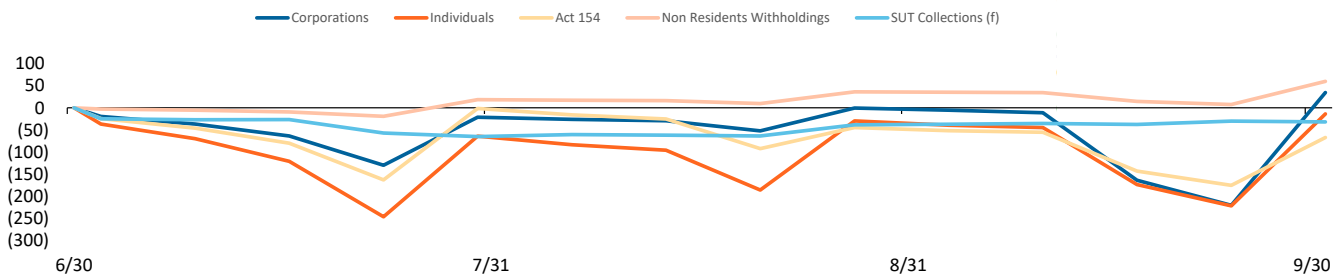
Key Takeaways / Notes

1.) Accumulated collections into TSA sweep accounts are now consistently transferred to the TSA with a 7-10 day lag. As of the date of this report, there were \$213M in collections in the SURI sweep account pending transfer to the TSA. Other General Fund revenue also includes receipts that have not been allocated to other concepts and this amount is approximately \$161M. Due to the on-going transition of various gross tax collections from Hacienda Colecturia to SURI, revenue concept detail for general tax SURI collections from October 1, 2021, through the date of this report is not available at this time. This collections schedule will be updated as information becomes available.

General Fund Collections Year to Date: Actual vs. Forecast (\$M)

	Actual (a) YTD 10/8	LP YTD 10/8	Var \$ YTD 10/8	Var % YTD 10/8
General Fund Collections				
Corporations	\$467	\$459	\$9	2%
Current Year Collections	464	400	64	16%
Current Year CIT for FEDE (Act 73-2008) (b)	4	11	(8)	-68%
FY20 Deferrals/Extensions	-	48	(48)	-100%
Individuals	665	707	(42)	-6%
Current Year Collections	665	618	46	8%
FY20 Deferrals/Extensions	-	89	(89)	-100%
Partnerships	81	28	53	186%
Act 154	401	482	(81)	-17%
Non Residents Withholdings	129	73	57	78%
Current Year Collections	127	70	56	80%
Current Year NRW for FEDE (Act 73-2008)	3	2	0	10%
Motor Vehicles	164	114	50	44%
Rum Tax (c)	142	107	35	33%
Alcoholic Beverages	71	62	9	15%
Cigarettes (d)	33	37	(3)	-9%
HTA	132	142	(10)	-7%
Gasoline Taxes	35	36	(2)	-5%
Gas Oil and Diesel Taxes	3	4	(2)	-36%
Vehicle License Fees (\$15 portion)	7	8	(1)	-10%
Vehicle License Fees (\$25 portion)	17	27	(10)	-36%
Petroleum Tax	57	57	1	2%
Other	12	9	3	33%
CRUDITA	25	51	(25)	-50%
Other General Fund	288	123	165	134%
Total	\$2,598	\$2,384	\$215	9%
SUT Collections (f)	377	408	(31)	-8%
Current Year Collections	377	343	33	10%
FY20 Deferrals/Extensions	-	64	(64)	-100%
Total General Fund Collections	\$ 2,975	\$ 2,791	\$ 184	7%

YTD General Fund Receipts Cumulative Variance Liquidity Plan vs. Actual Cumulative Variance by Category (\$M)



Footnotes:

- (a) General Fund gross cash receipts by concept are approximated using net General Fund revenues adjusted for recurring monthly gross-ups and other adjustments.
- (b) Relates to income tax reserves that are subsequently passed through to PRIDCO.
- (c) Positive variance of +\$31M relates to timing of cash transfers to the TSA
- (d) Includes some cigarette tax collections that are subsequently passed through to HTA, PRMBA and other.
- (e) This amount includes FY20 Income Tax from Partnerships.
- (f) SUT collections excludes PSTBA, FAM & CINE, and only includes the amounts deposited into the TSA for General Fund use.

Puerto Rico Department of Treasury | AAFAF

Other State Fund Collections Summary

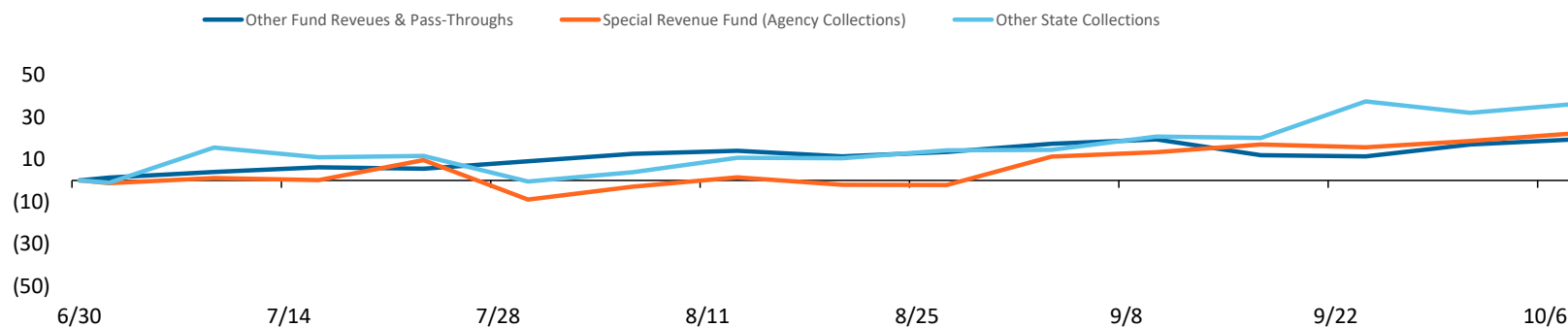
Key Takeaways / Notes

- 1.) Other state fund collections are ahead of the Liquidity Plan. "All Other" state collections positive variance is in part driven by \$25M reimbursed to the TSA by the Department of Labor and Human Resources for payroll and operating costs from prior fiscal years. This represents a permanent positive variance relative to the Liquidity Plan. Remaining variance is mostly assumed to be temporary due to timing, as special revenues and other collections may be received with irregular cadence.

Other State Fund Collections Year to Date: Actual vs. Forecast (\$M)

	Actual (a) YTD 10/8	LP YTD 10/8	Var \$ YTD 10/8	Var % YTD 10/8
Other State Fund Collections				
Other Fund Revenues & Pass-Throughs	\$54	\$35	\$19	56%
Electronic Lottery	-	-	-	NA
Cigarettes (PRITA)	9	9	(0)	-5%
ASC Pass Through	4	6	(2)	-30%
ACCA Pass Through	23	19	4	19%
Other	18	-	18	NA
Special Revenue Fund (Agency Collections)	115	92	22	24%
Department of Education	7	6	1	13%
Department of Health	14	14	1	5%
Department of State	5	8	(4)	-44%
All Other	89	64	25	38%
Other state collections	172	136	36	27%
Bayamón University Hospital	1	1	(0)	-33%
Adults University Hospital (UDH)	13	8	4	51%
Pediatric University Hospital	5	4	1	12%
Commissioner of the Financial Institution	4	4	0	8%
Department of Housing	6	5	1	12%
Gaming Commission	60	69	(8)	-12%
All Other	84	44	39	88%
Total	\$341	\$263	\$78	30%

YTD Other State Fund Receipts Cumulative Variance Liquidity Plan vs. Actual Cumulative Variance by Category (\$M) (a)

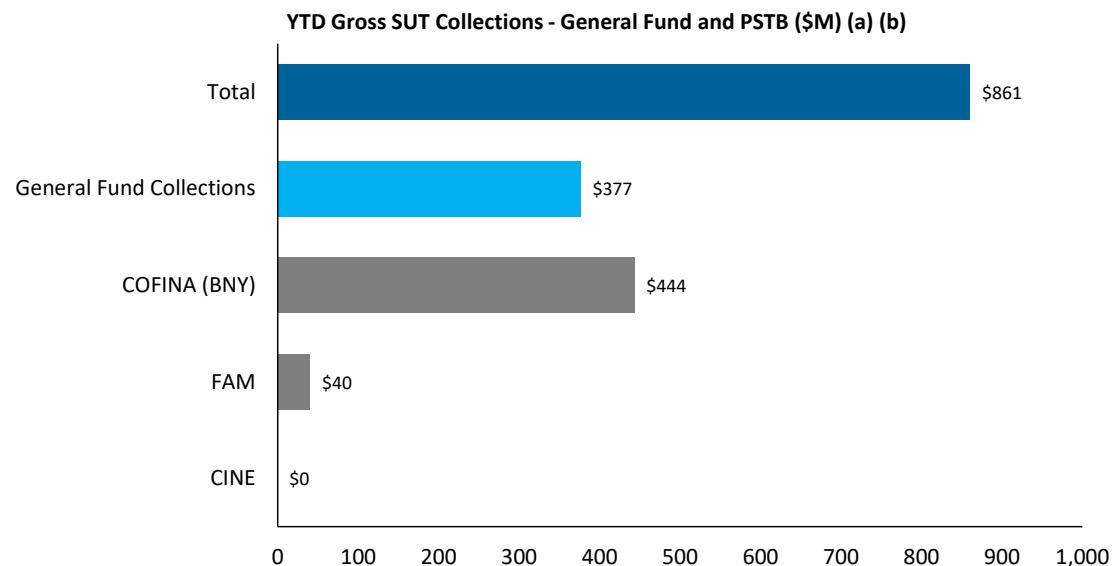


Puerto Rico Department of Treasury | AAFAF

Sales and Use Tax Collections Summary

Key Takeaways / Notes

- 1.) The proceeds from the Puerto Rico 10.5% SUT rate are allocated as follows: Of the 10.5%, 5.5% is deposited into a COFINA BNY Mellon account until the PSTBA cap is reached, and 4.5% is deposited into the General Fund. The remaining 0.5% is remitted to FAM. The PSTBA cap for FY22 is \$473 million.



Footnotes

- (a) This schedule reflects gross cash activity and is subject to revision based on periodic reconciliations and accounting adjustments.
- (b) As of October 8, 2021 there is \$52M in SUT collected pending verification and allocation. The verification process includes matching receipts with the appropriate returns and reconciling government account information. Once this process is complete, SUT funds are distributed in accordance with the COFINA Plan of Adjustment based on the ownership of funds and otherwise based on the limits on distributions established therein.

Puerto Rico Department of Treasury | AAFAF
Federal Funds Net Cash Flow Summary (a)(b)

Key Takeaways / Notes

- 1.) Receipts for the Nutritional Assistance Program (NAP) and Medicaid (ASES Pass-through) are received in advance of the subsequent pass through disbursements. Federal Funds received for Payroll and Vendor Payments are typically reimbursed following disbursement. Currently, there may be temporary surplus / (deficit) due timing differences relating to prior year carryover. Puerto Rico received \$2.24 billion from the Coronavirus Relief Fund (CRF) established under the CARES Act and \$2.5 billion of federal Coronavirus State & Local Fiscal Recovery funds (CSFRF). These funds are held in a separate account outside of TSA. Some of the measures funded by the accounts are initially paid out through TSA, and later reimbursed from the respective external account.

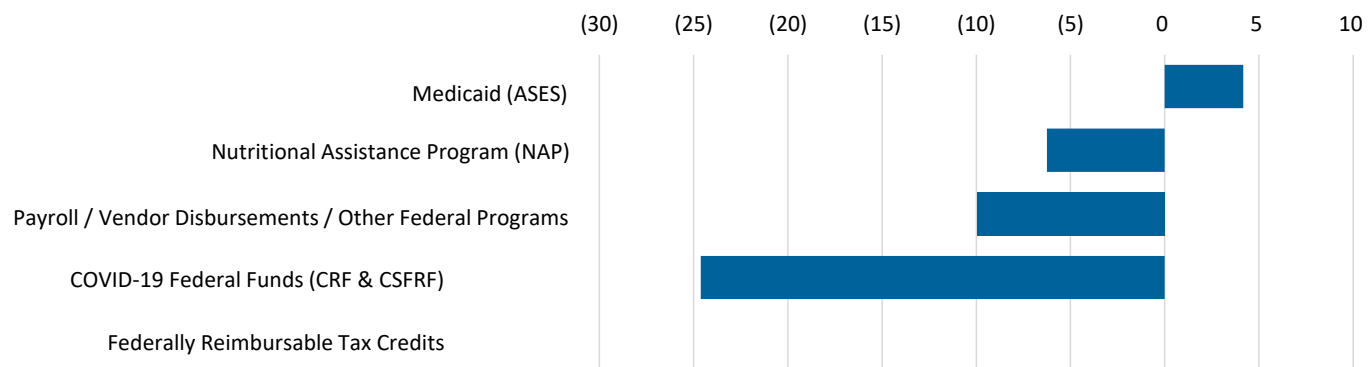
Weekly FF Net Surplus (Deficit)

	FF Inflows	FF Outflows	Net Cash Flow	LP Net Cash Flow	Variance
Medicaid (ASES)	\$ -	\$ -	\$ -	\$ -	\$ -
Nutritional Assistance Program (NAP)	68	(70)	(2)	-	(2)
Payroll / Vendor Disbursements / Other Federal Programs	39	(34)	4	-	4
COVID-19 Federal Funds (CRF & CSFRF)	41	(11)	30	-	30
Federally Reimbursable Tax Credits	-	-	-	-	-
Total	\$ 148	\$ (115)	\$ 32	\$ -	\$ 32

YTD Cumulative FF Net Surplus (Deficit)

	FF Inflows	FF Outflows	Net Cash	LP Net Cash	Variance
Medicaid (ASES)	\$ 714	\$ (710)	\$ 4	\$ -	\$ 4
Nutritional Assistance Program (NAP)	1,133	(1,140)	(6)	-	(6)
Payroll / Vendor Disbursements / Other Federal Programs	535	(545)	(10)	-	(10)
COVID-19 Federal Funds (CRF & CSFRF)	260	(285)	(25)	42	(67)
Federally Reimbursable Tax Credits	-	-	-	25	(25)
Total	\$ 2,642	\$ (2,679)	\$ (37)	\$ 67	\$ (104)

YTD Federal Funds Net Cash Flows (\$M)



Footnotes

- (a) Please note that federal fund classification as represented here is based on the fund classification at the point of transaction. Agencies regularly review cash transactions and make accounting adjustments that result in fund reclassifications.

Puerto Rico Department of Treasury | AAFAF

Payroll / Vendor Disbursements Summary

Key Takeaways / Notes : Gross Payroll

- Gross payroll is mainly tracking FY22 forecasts to date. Most variance is driven by lower federally funded DOE payroll than projected. Negative variance for the Department of Correction and Rehabilitation is driven by \$19.4M of COVID-related incentives. This represents a permanent variance relative to the FY22 LP; however, the TSA will be reimbursed for these distributions from CSLFRF funds held outside the TSA.

Gross Payroll (\$M) (a)	YTD Variance
Agency	
Department of Education	\$ 112
Department of Correction & Rehabilitation	(21)
Police	(10)
Department of Health	(14)
All Other Agencies	(5)
Total YTD Variance	\$ 61

Key Takeaways / Notes : Vendor Disbursements

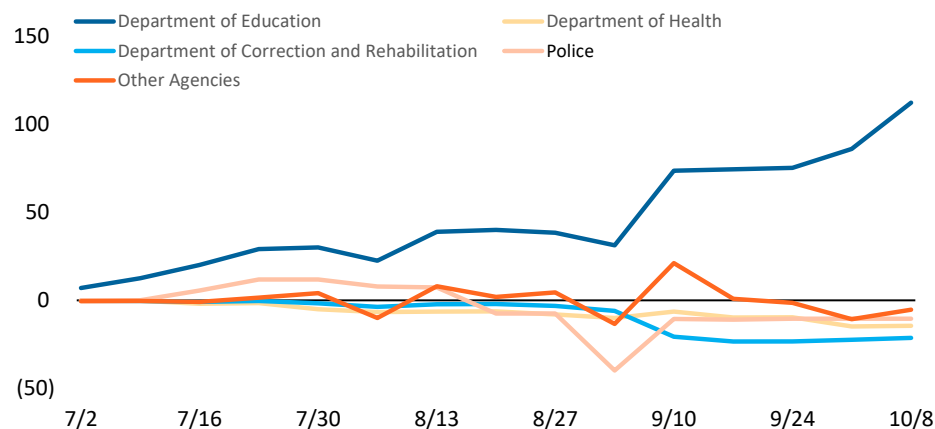
- Total YTD vendor payments are largely in line with forecast, though there are various offsetting variances within. Disbursements on behalf of the Department of Health are \$18M higher than expected. This is primarily due to \$45M of expenses that will be reimbursed from CRF and CSLFRF funds held outside the TSA.

Vendor Disbursements (\$M)	YTD Variance
Agency	
Department of Education	\$ 118
Department of Public Security	25
Department of Correction & Rehabilitation	(11)
Department of Health	(19)
All Other Agencies	(75)
Total YTD Variance	\$ 38

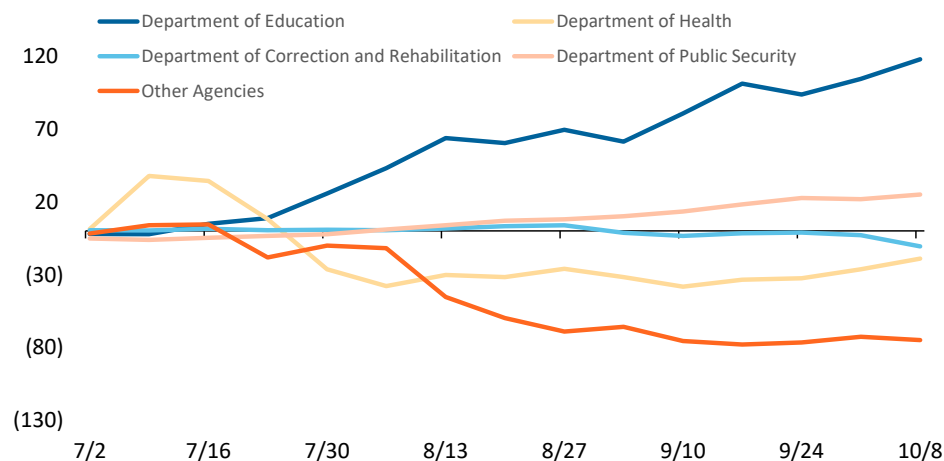
Footnotes

(a) Gross Payroll is equal to the sum of: (i) Net Payroll by Agency from the DTPR RHUM system; (ii) Other Payroll and (iii) Cash outlays for wage garnishments by Agency.

Cumulative YTD Variance - Payroll by Agency (\$M) (a)



Cumulative YTD Variance - Vendor Disbursements by Agency (\$M)

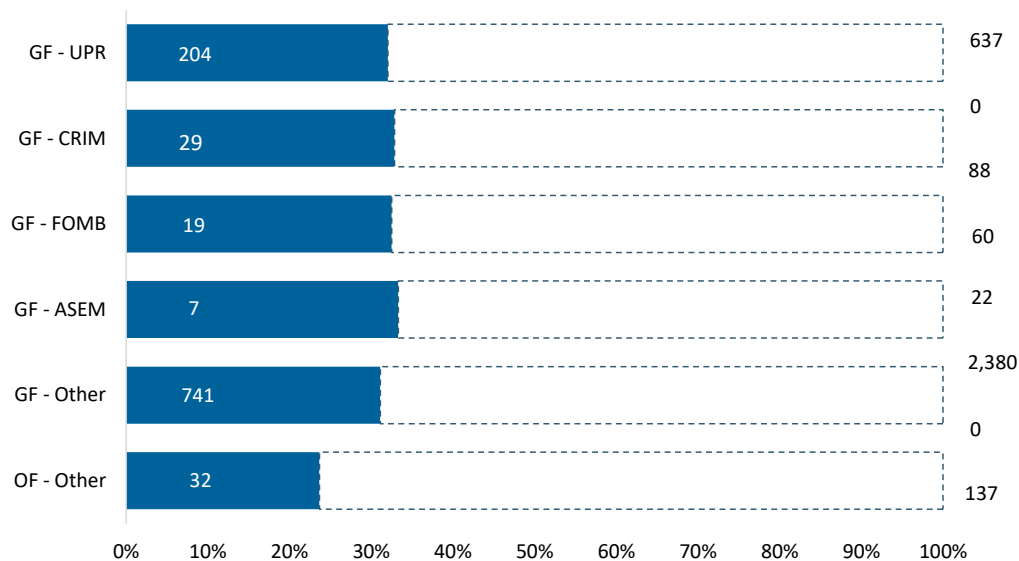


Puerto Rico Department of Treasury | AAFAF
State Funded Budgetary Transfers Summary

Key Takeaways / Notes

- 1.) General Fund appropriations are generally executed throughout the year on a consistent basis in the first week of a given month. The amount transferred each month is usually the sum of the receiving entity's budgeted amount for FY22 divided into twelve, subject to a 2.5% holdback through the first nine months of the fiscal year, to be disbursed during the fourth quarter following reconciliation of General Fund revenues to Fiscal Plan projections and subsequent approval and authorization for release by the Oversight Board and the Director of OMB. Other General Fund transfers and Other Fund transfers require the recognition of certain revenues within DTPR accounting records prior to sending funds to a receiving entity. The Liquidity Plan projected \$59M of HTA Capex funds carried over from FY21 would be transferred during September 2021. These funds have not been transferred yet, driving the positive Other GF variance.

YTD FY2022 Budgeted Appropriations Executed (\$M)



Remaining Appropriation Budget (\$M)

Entity Name	Full Year		
	Actual YTD	Expectation	Remaining
GF - UPR	\$ 204	\$ 637	\$ 433
GF - CRIM	29	88	59
GF - FOMB	19	60	40
GF - ASEM	7	22	14
GF - Other	741	2,380	1,639
OF - Other	32	137	104
Total	\$ 1,033	\$ 3,323	\$ 2,290

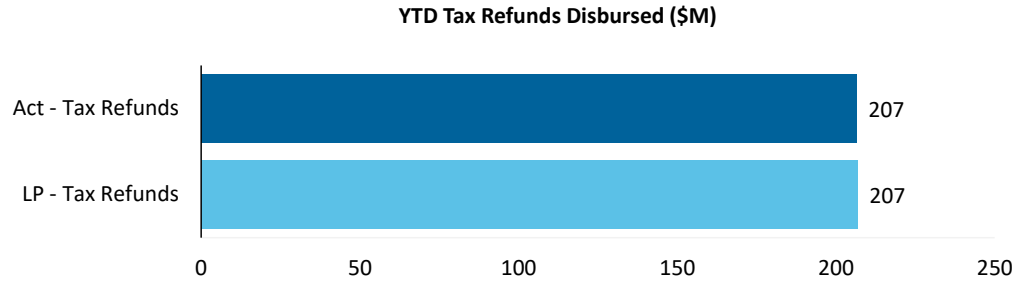
YTD Appropriation Variance (\$M)

Entity Name	Liquidity Plan		
	Actual YTD	YTD	Variance
GF - UPR	\$ 204	\$ 204	\$ (0)
GF - CRIM	29	29	(0)
GF - FOMB	19	19	-
GF - ASEM	7	7	(0)
GF - Other	741	804	63
OF - Other	32	34	2
Total	\$ 1,033	\$ 1,097	\$ 64

Puerto Rico Department of Treasury | AAFAF
Tax Refunds / PayGo and Pensions Summary

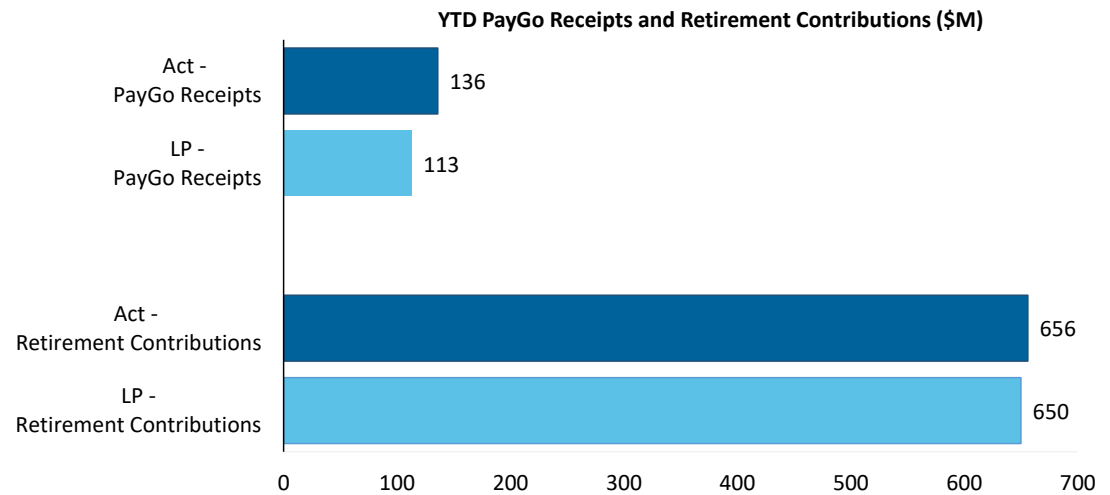
Key Takeaways / Notes : Tax Refunds

1.) Tax refunds includes EITC distributions, refunds to individuals and seniors as well other tax credits.



Key Takeaways / Notes : PayGo Receipts and Retirement Contributions

1.) YTD PayGo Receipts are slightly higher than forecast. Further details on the status of PayGo can be found in the monthly PayGo Report on AAFAF's website.



Puerto Rico Department of Treasury | AAFAF

Schedule A: Central Government - Live Web Portal AP by Payee Type (a) (b)

All Agencies

(figures in \$000s)

Continues and Continued...

ID	Agency Name	3rd Party Payables	Intergovernmental Payables	Total
071	Department of Health	\$ 176,813	\$ 51,578	\$ 228,391
081	Department of Education	70,079	6,115	76,194
123	Families and Children Administration	33,289	159	33,448
271	Office of Information Technology and Communications	31,696	-	31,696
025	Hacienda (entidad interna - fines de contabilidad)	28,478	512	28,990
045	Department of Public Security	28,262	341	28,603
122	Department of the Family	25,768	48	25,816
049	Department of Transportation and Public Works	25,764	12	25,776
050	Department of Natural and Environmental Resources	20,482	30	20,512
127	Administration for Socioeconomic Development of the Family	13,620	347	13,967
078	Department of Housing	13,348	511	13,859
137	Department of Correction and Rehabilitation	13,603	19	13,621
329	Socio-Economic Development Office	13,302	43	13,345
038	Department of Justice	11,844	165	12,009
043	Puerto Rico National Guard	10,779	53	10,832
095	Mental Health and Addiction Services Administration	10,679	37	10,717
311	Gaming Commission	8,384	0	8,384
087	Department of Sports and Recreation	7,588	162	7,751
126	Vocational Rehabilitation Administration	6,489	1	6,490
067	Department of Labor and Human Resources	5,446	364	5,810
031	General Services Administration	5,423	58	5,481
124	Child Support Administration	4,880	85	4,965
120	Veterans Advocate Office	4,863	2	4,865
021	Emergency Management and Disaster Administration Agency	4,476	65	4,541
024	Department of the Treasury	3,807	13	3,820
014	Environmental Quality Board	3,236	328	3,564
241	Administration for Integral Development of Childhood	1,978	979	2,957
010	General Court of Justice	2,171	4	2,175
028	Commonwealth Election Commission	2,056	-	2,056
133	Natural Resources Administration	1,876	149	2,025
015	Office of the Governor	1,911	36	1,947
055	Department of Agriculture	1,845	0	1,845
016	Office of Management and Budget	1,805	3	1,808
022	Office of the Commissioner of Insurance	1,747	-	1,747
152	Elderly and Retired People Advocate Office	1,365	21	1,386

Puerto Rico Department of Treasury | AAFAF

Schedule A: Central Government - Live Web Portal AP by Payee Type (a) (b)

All Agencies

(figures in \$000s)

Continues and Continued...

ID	Agency Name	3rd Party Payables	Intergovernmental Payables	Total
290	State Energy Office of Public Policy	1,180	-	1,180
018	Planning Board	1,112	1	1,113
105	Industrial Commission	894	191	1,085
040	Puerto Rico Police	1,039	16	1,054
023	Department of State	1,047	-	1,047
266	Office of Public Security Affairs	806	0	806
298	Public Service Regulatory Board	757	-	757
035	Industrial Tax Exemption Office	559	1	560
075	Office of the Financial Institutions Commissioner	496	14	510
273	Permit Management Office	480	-	480
026	Special Appropriations for the Central Government Retirement S	467	-	467
096	Women's Advocate Office	460	-	460
242	PPD Central Committee	427	-	427
141	Telecommunication's Regulatory Board	427	-	427
272	Office of the Inspector General of the Government of Puerto Ric	402	-	402
220	Correctional Health	305	-	305
065	Public Services Commission	302	0	302
155	State Historic Preservation Office	261	4	265
089	Horse Racing Industry and Sport Administration	233	-	233
060	Citizen's Advocate Office (Ombudsman)	216	1	217
153	Advocacy for Persons with Disabilities of the Commonwealth of	190	0	190
030	Office of Administration and Transformation of HR in the Govt.	181	0	181
296	Com Audit Int Cred Publico	150	-	150
244	PIP Central Committee	148	-	148
243	PNP Central Committee	121	-	121
226	Joint Special Counsel on Legislative Donations	109	-	109
069	Department of Consumer Affairs	86	0	86
189	Institute of Forensic Sciences	79	-	79
042	Firefighters Corps	64	-	64
	Other	257	-	257
Total		\$ 612,407	\$ 62,468	\$ 674,875

Footnotes:

- (a) Data presented above represents the Central Government live AP Web Portal repository of third party and intergovernmental invoices by agency, implemented in FY2019. The full transition to managing central government payables through the web portal is complete, however government agencies and vendors continue to analyze the information contained in this report to ensure its accuracy. Ongoing efforts with the largest agencies and their vendors to implement the appropriate processes and controls needed to realize improvements in reporting and efficiency continue as of the date of this report.
- (b) On a go-forward basis, vendors submit invoices for approval through the live AP Web Portal where they are logged electronically, matched with the appropriate purchase order or other relevant documentation, and approved / vouchered at the agency level through the online interface.

Puerto Rico Department of Treasury | AAFAF

Schedule B: Central Government - Live Web Portal AP Aging (a) (b)

All Agencies

(figures in \$000s)

Continues and Continued...

ID	Agency Name	0 - 30	31 - 60	61 - 90	Over 90 days	Total
071	Department of Health	\$ 48,150	\$ 22,819	\$ 11,112	\$ 146,310	\$ 228,391
081	Department of Education	32,957	10,552	8,257	24,429	76,194
123	Families and Children Administration	1,880	602	1,665	29,301	33,448
271	Office of Information Technology and Communications	282	534	123	30,757	31,696
025	Hacienda (entidad interna - fines de contabilidad)	1,607	430	271	26,681	28,990
045	Department of Public Security	2,329	730	7,019	18,524	28,603
122	Department of the Family	605	1,060	916	23,235	25,816
049	Department of Transportation and Public Works	1,757	1,492	1,127	21,399	25,776
050	Department of Natural and Environmental Resources	7,247	778	1,110	11,377	20,512
127	Administration for Socioeconomic Development of the Family	2,116	1,317	359	10,175	13,967
078	Department of Housing	1,169	1,182	982	10,526	13,859
137	Department of Correction and Rehabilitation	1,725	2,964	914	8,019	13,621
329	Socio-Economic Development Office	3,610	39	52	9,644	13,345
038	Department of Justice	937	495	158	10,420	12,009
043	Puerto Rico National Guard	979	714	711	8,428	10,832
095	Mental Health and Addiction Services Administration	3,827	1,295	1,548	4,046	10,717
311	Gaming Commission	1,210	1,298	5,592	283	8,384
087	Department of Sports and Recreation	34	53	21	7,643	7,751
126	Vocational Rehabilitation Administration	1,786	224	83	4,396	6,490
067	Department of Labor and Human Resources	741	581	1,335	3,153	5,810
031	General Services Administration	205	379	401	4,496	5,481
124	Child Support Administration	714	784	256	3,211	4,965
120	Veterans Advocate Office	539	503	-	3,824	4,865
021	Emergency Management and Disaster Administration Agency	-	-	-	4,541	4,541
024	Department of the Treasury	3,095	704	10	11	3,820
014	Environmental Quality Board	266	282	293	2,724	3,564
241	Administration for Integral Development of Childhood	506	222	238	1,991	2,957
010	General Court of Justice	126	174	283	1,592	2,175
028	Commonwealth Election Commission	317	62	49	1,628	2,056
133	Natural Resources Administration	-	-	-	2,025	2,025
015	Office of the Governor	70	18	196	1,663	1,947
055	Department of Agriculture	58	67	10	1,709	1,845
016	Office of Management and Budget	210	133	43	1,421	1,808
022	Office of the Commissioner of Insurance	54	56	47	1,590	1,747
152	Elderly and Retired People Advocate Office	589	176	99	522	1,386

Puerto Rico Department of Treasury | AAFAF

Schedule B: Central Government - Live Web Portal AP Aging (a) (b)

All Agencies

(figures in \$000s)

Continues and Continued...

ID	Agency Name	0 - 30	31 - 60	61 - 90	Over 90 days	Total
290	State Energy Office of Public Policy	-	-	154	1,026	1,180
018	Planning Board	73	382	404	254	1,113
105	Industrial Commission	185	69	55	775	1,085
040	Puerto Rico Police	3	-	-	1,051	1,054
023	Department of State	404	149	25	469	1,047
266	Office of Public Security Affairs	414	172	30	190	806
298	Public Service Regulatory Board	106	134	22	495	757
035	Industrial Tax Exemption Office	-	1	0	559	560
075	Office of the Financial Institutions Commissioner	367	0	7	135	510
273	Permit Management Office	14	13	7	445	480
026	Special Appropriations for the Central Government Retirement	54	60	27	326	467
096	Women's Advocate Office	66	1	29	364	460
242	PPD Central Committee	-	-	-	427	427
141	Telecommunication's Regulatory Board	-	-	-	427	427
272	Office of the Inspector General of the Government of Puerto	27	63	12	300	402
220	Correctional Health	3	1	132	169	305
065	Public Services Commission	-	-	-	302	302
155	State Historic Preservation Office	15	24	12	214	265
089	Horse Racing Industry and Sport Administration	-	-	-	233	233
060	Citizen's Advocate Office (Ombudsman)	165	2	0	50	217
153	Advocacy for Persons with Disabilities of the Commonwealth	4	8	96	83	190
030	Office of Administration and Transformation of HR in the Gov	156	3	2	20	181
296	Com Audit Int Cred Publico	-	-	-	150	150
244	PIP Central Committee	-	-	-	148	148
243	PNP Central Committee	-	-	-	121	121
226	Joint Special Counsel on Legislative Donations	1	2	-	106	109
069	Department of Consumer Affairs	12	3	-	71	86
189	Institute of Forensic Sciences	53	19	7	-	79
042	Firefighters Corps	-	-	-	64	64
	Other	68	28	4	158	257
Total		\$ 123,886	\$ 53,855	\$ 46,307	\$ 450,828	\$ 674,875

Footnotes:

- (a) Data presented above represents the Central Government live AP Web Portal repository of third party and intergovernmental invoices by agency, implemented in FY2019. The full transition to managing central government payables through the web portal is complete, however government agencies and vendors continue to analyze the information contained in this report to ensure its accuracy. Ongoing efforts with the largest agencies and their vendors to implement the appropriate processes and controls needed to realize improvements in reporting and efficiency continue as of the date of this report.
- (b) On a go-forward basis, vendors submit invoices for approval through the live AP Web Portal where they are logged electronically, matched with the appropriate purchase order or other relevant documentation, and approved / vouchered at the agency level through the online interface.