



GOVERNMENT OF PUERTO RICO

Department of the Treasury

Treasury Single Account ("TSA") FY 2023 Cash Flow

As of December 2, 2022

Disclaimer

- The Department of the Treasury of Puerto Rico (“Hacienda”), the Government of Puerto Rico (the “Government”), and each of their respective officers, directors, employees, agents, attorneys, advisors, members, partners or affiliates (collectively, with Hacienda and the Government the “Parties”) make no representation or warranty, express or implied, to any third party with respect to the information contained herein and all Parties expressly disclaim any such representations or warranties.
- The Parties do not owe or accept any duty or responsibility to any reader or recipient of this presentation, whether in contract or tort, and shall not be liable for or in respect of any loss, damage (including without limitation consequential damages or lost profits) or expense of whatsoever nature of such third party that may be caused by, or alleged to be caused by, the use of this presentation or that is otherwise consequent upon the gaining of access to this document by such third party.
- This document does not constitute an audit conducted in accordance with generally accepted auditing standards, an examination of internal controls or other attestation or review services in accordance with standards established by the American Institute of Certified Public Accountants or any other organization. Nor does this document constitute an audit of compliance with any other federal law, rule, or regulation. Accordingly, the Parties do not express an opinion or any other form of assurance on the financial statements or any financial or other information or the internal controls of the Government and the information contained herein.
- Any statements and assumptions contained in this document, whether forward-looking or historical, are not guarantees of future performance and involve certain risks, uncertainties, estimates and other assumptions made in this document. The economic and financial condition of the Government and its instrumentalities is affected by various financial, social, economic, environmental and political factors. These factors can be very complex, may vary from one fiscal year to the next and are frequently the result of actions taken or not taken, not only by the Government and its agencies and instrumentalities, but also by entities such as the government of the United States. Because of the uncertainty and unpredictability of these factors, their impact cannot be included in the assumptions contained in this document. Future events and actual results may differ materially from any estimates, projections, or statements contained herein. Nothing in this document should be considered as an express or implied commitment to do or take, or to refrain from taking, any action by Hacienda, the Government, or any government instrumentality in the Government or an admission of any fact or future event. Nothing in this document shall be considered a solicitation, recommendation or advice to any person to participate, pursue or support a particular course of action or transaction, to purchase or sell any security, or to make any investment decision.
- By receiving this document, the recipient shall be deemed to have acknowledged and agreed to the terms of these limitations.
- This document may contain capitalized terms that are not defined herein, or may contain terms that are discussed in other documents or that are commonly understood. You should make no assumptions about the meaning of capitalized terms that are not defined, and you should consult with advisors of Hacienda should clarification be required.

Glossary

Term	Definition
ACAA	- Automobile Accident Compensation Administration, or Administración de Compensaciones por Accidentes de Automoviles, is a component unit of the Commonwealth of Puerto Rico.
Act 154	- Act 154 means Act No. 154-2010, which, inter alia, imposes a temporary excise tax on the acquisition by multinationals of certain property manufactured or produced in whole or in part in Puerto Rico and on the acquisition of certain manufacturing services carried out in Puerto Rico. The Act 154 temporary excise tax expires on December 31, 2027.
AFI / PRIFA	- Infrastructure Financing Authority.
ASC	- Compulsory Liability Insurance, private insurance company.
ASES	- Puerto Rico Health Insurance Administration, a public corporation and component unit of the Commonwealth of Puerto Rico.
CINE	- Puerto Rico Cinema Fund, a recipient of certain assigned sales and use tax revenues.
COFINA	- Puerto Rico Sales Tax Financing Corporation.
Deferred General Fund Receipts	- Revenues pertaining to Fiscal Year 2020, such as individual and corporate income taxes, that are collected in subsequent fiscal years due to various executive orders and tax extensions in response to the COVID-19 pandemic.
DTPR	- Department of the Treasury of Puerto Rico also referred to as "Hacienda".
DTPR Collection System	- This is the software system that DTPR uses for collections.
FAM	- Municipal Fund Administration, a recipient of certain assigned sales and use tax revenues.
General Fund Collections	- All gross tax collections received and deposited into the TSA from all Hacienda Collection Posts, through the Hacienda Colecturia Virtual (online), and/or SURI, as well as certain pass-through collections and others.
General Fund	- General Fund (Operating Fund) means the Commonwealth principal operating fund; disbursements from such fund are generally approved through the Commonwealth's annual budgeting process.
Gross Payroll	- Gross Payroll is equal to the sum of: (i) Net Payroll from the DTPR RHUM system; (ii) Other Payroll and (iii) Cash outlays for wage garnishments by Agency.
HTA	- Puerto Rico Highways and Transportation Authority, a public corporation and a component unit of the Commonwealth of Puerto Rico.
Liquidity Plan (LP)	- The Liquidity Plan is the translation of the Certified Fiscal Plan ("CFP") and Certified Budget ("Budget") into a cash flow projection. The TSA Liquidity Plan encompasses all cash flow activity within the TSA. Certain cash flow activity is contemplated in the CFP and Budget, but occurs outside the TSA. Cash flow bridges from the TSA to the CFP and Budget have been included to facilitate comparison.
Liquidity Plan Reforecast (RF or "Reforecast")	- The TSA Liquidity Plan Reforecast accounts for the re-certified FY22 budget and fiscal plan which account for upward revised revenue projections, Plan related disbursements, and other budgetary changes.
NAP	- NAP, or the Nutrition Assistance Program, also known as PAN, or Programa de Asistencia Nutricional is a federal assistance nutritional program provided by the United States Department of Agriculture (USDA) solely to Puerto Rico.
Other Payroll	- Other Payroll expenses relate to employee withholdings, social security, insurance, and other deductions.
Other State Collections	- Inflows related to various Health Department programs, the State Insurance Fund, the Commissioner of Financial Institutions, interest earned on TSA bank accounts and others.
PayGo	- PayGo - Puerto Rico pension system that is funded through a pay-as-you-go system. Retirement benefits expenses of government employers are paid by the central government and reimbursed by the employers, with such funds received by the TSA.
Plan of Adjustment ("Plan")	- Plan to adjust the liabilities for the Commonwealth of Puerto Rico, the Puerto Rico Public Building Authority, and Employee Retirement System of the Government of Puerto Rico confirmed on 1/18/22 by the US District Court for the District of Puerto Rico under PROMESA.
PREPA	- Puerto Rico Electric Power Authority, a public corporation and a component unit of the Commonwealth of Puerto Rico.
PRITA	- Puerto Rico Integrated Transport Authority, a public corporation and component unit of the Commonwealth of Puerto Rico.
PSTBA	- The PSTBA is an amount established under Act 91-2006, as amended, and the Sales Tax Revenue Bond Resolution, as amended and restated on June 10, 2009 (the "Bond Resolution"), that currently must be received by COFINA from 5.5% of the SUT before the Commonwealth can receive any of the other 5.5% SUT.
Public Corporation	- Public corporations are governmental authorities with autonomous structure separate from the central government administration and with independent treasury functions.
RHUM System	- This is the software system that DTPR uses for payroll.
SIFC	- State Insurance Fund Corporation, a public corporation and a component unit of the Commonwealth of Puerto Rico.
Special Revenue Receipts	- Collections made by central government agencies at collection posts for services rendered by the agencies as well as fees, licenses, permits, fines and others.
SURI	- Sistema Unificada de Rentas Internas is the new digital tool of the Department of the Treasury that will allow integration and streamlining of the administration of taxes and revenues and eliminate the complexity of the current systems for the benefit of the Treasury and the taxpayers.
Sweep Account Transfers	- Transfers of Fiscal Year 2020 collections in the SURI sweep account to the TSA during Fiscal Year 2021. The closing balance of the sweep account on June 30, 2020, was \$1,024 million.
TSA	- Treasury Single Account, the Commonwealth's main operational bank account (concentration account) in which a majority of receipts from Governmental funds are deposited and from which most expenses are disbursed. TSA receipts include tax collections, charges for services, intergovernmental collections, the proceeds of short and long-term debt issuances and amounts held in custody by the Secretary of the Treasury for the benefit of the Commonwealth's fiduciary funds. Only a portion of the revenues received by the TSA is included in the annual General Fund budget presented to the Puerto Rico Legislative Assembly for approval. Other revenues are separately assigned by law to certain agencies or public corporations but still flow through the TSA.

Introduction

- Enclosed is the weekly Treasury Single Account ("TSA") cash flow report and supporting schedules with weekly YTD FY2023 actual results compared to the FY2023 Liquidity Plan and FY2022 actual results.
- TSA is the Commonwealth's main operational bank account (concentration account) in which a majority of receipts from Governmental funds are deposited and from which most expenses are disbursed.
- Receipts in the TSA include tax collections (including revenues assigned to certain public corporations and pledged for the payment of their debt service), charges for services, intergovernmental collections (such as reimbursements from Federal assistance grants), the proceeds of short and long-term debt issuances held in custody by the Secretary of Treasury for the benefit of the Government fiduciary funds, and other receipts. Only a portion of the revenues received by the TSA is included in the annual General Fund budget presented to the Puerto Rico Legislative Assembly for approval. Other revenues are separately assigned by law to certain agencies or public corporations but still flow through the TSA.
- Disbursements from the TSA include payroll and related costs, vendor and operational disbursements (including those reimbursed by Federal assistance grants and funded from Special Revenue Funds), welfare expenditures, capital outlays, debt service payments, required budgetary formulas and appropriation payments, pass-through payments of pledged revenues to certain public corporations, tax refunds, payments of current pension benefits and other disbursements.
- Federal funds related to disaster relief for hurricanes Irma and Maria are deposited in a separate bank account overseen by the Government Authorized Representative ("GAR"). Funds may be transferred to the TSA either: (i) after admissible disbursements (per approved Project Worksheets) have been made or (ii) once supporting documentation for an accrual or related expense are provided to and approved by FEMA. Therefore, FEMA funding may also be received in advance of actual cash disbursement, as payments to vendors may occur subsequent to when the corresponding services are rendered / expenses are recorded.
- Data limitations and commentary:
The government has focused on cash transaction information for which access to reliable, timely, and detailed data is readily available. The government continues to work with DTPR and other parties to access additional reliable data that would help to provide additional detail in the future.

Puerto Rico Department of Treasury | Hacienda
Executive Summary - TSA Cash Flow Actual Results
(figures in Millions)

Bank Cash Position **Weekly Cash Flow** **YTD Net Cash Flow** **YTD Actual vs LP Variance**
\$5,746 **(\$548)** **(\$2,253)** **(\$8)**

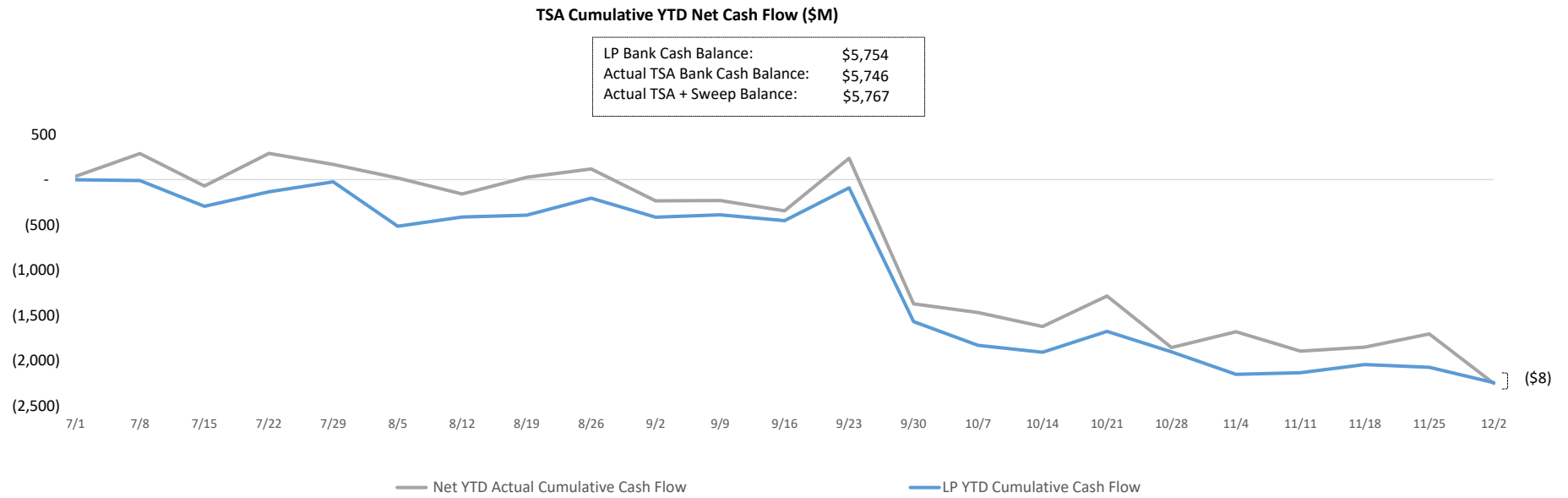
Bridge from FY23 Liquidity Plan projected TSA Cash Balance to actual FY23 TSA Cash Balance as of December 2, 2022

Cash Flow line item	Variance Bridge (\$M)	Comments
Liquidity Plan Projected Cash Balance 12/2/22:	\$ 5,754	1. State collections are lower than projected by \$38M.
1 State Collections	(38)	2. The reimbursement are often received with a timing difference regarding the outflows, which can result in temporary variances. The positive variance is a result of the operating disbursements being lower than projected of \$534 millions.
2 Federal Fund Surplus	404	3. Tax Credits and Refunds are temporarily under projected cash flow.
3 Tax Credits & Refunds	149	4. The variance is due to a POA payment related to FY22 not considered in FY23 Liquidity Plan.
4 Plan of Adjustment Related	(236)	5. The variance in GF and SRF is mainly driven by the Special Bonus awarded to employees represented by SPU and AFSCME as established in the central government's debt adjustment plan.
5 Payroll and Related Costs	(222)	
All Other	(65)	
Actual TSA Cash Account Balance	\$ 5,746	

Memo: Summary of Cash Balances

TSA Operational Cash	\$ 3,509
TSA Reserves	2,237
<i>SURI Sweep Account Balance</i>	\$ 21

Puerto Rico Department of Treasury | Hacienda
YTD TSA Cash Flow Summary - Actual vs LP



YTD Actuals vs. Liquidity Plan

YTD net cash flow is -\$2,253M and cash flow variance to the Liquidity Plan is -\$8M, with various offsetting variances within.

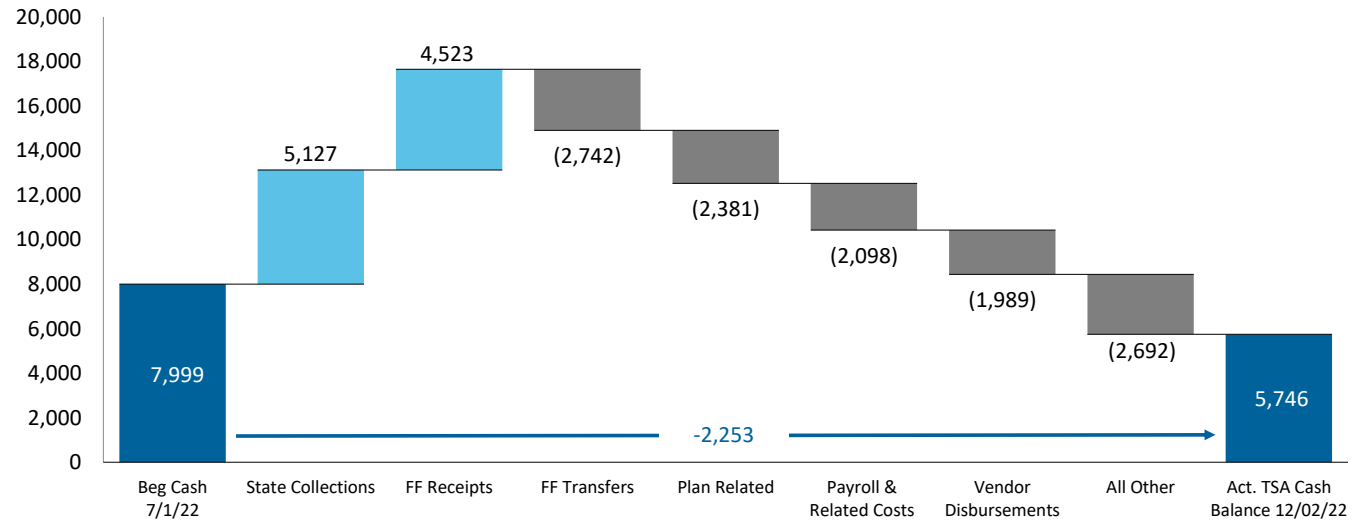
Puerto Rico Department of Treasury | Hacienda

YTD Cash Flow Summary - TSA Cash Flow Actual Results

Net Cash Flow - YTD Actuals

- 1.) The primary cash driver of FY23 are state collections. Federal Fund inflows of \$4,523M represent 46% of YTD inflows, but are largely offset by Federal Fund disbursements, with YTD net surplus of \$461M (Refer to page 13 for additional detail).

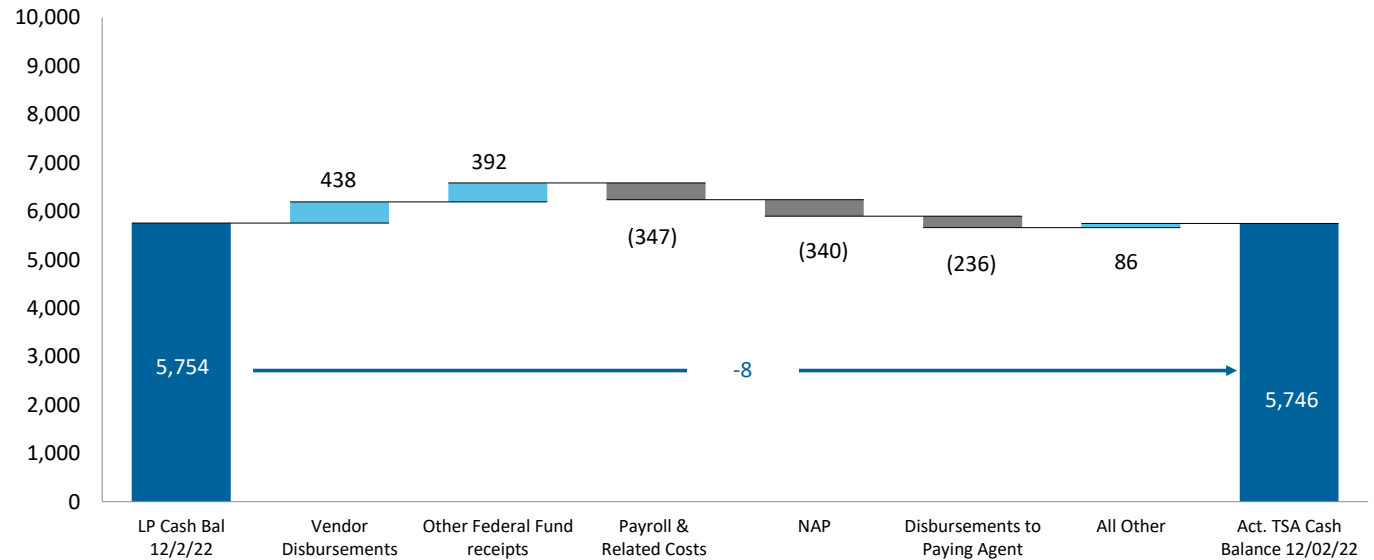
TSA YTD Cash Flow Actuals: Key Cash Flow Concepts (\$M)



Net Cash Flow YTD Variance - LP vs. Actual

- 1.) Vendor distburstments and Other Federal Fund Receipts drive YTD cash flow variance. This is offset by higher than projected in Payroll &related cost, NAP distburstment and POA.

TSA YTD Top Cash Flow Variances (\$M)



Puerto Rico Department of Treasury | Hacienda
TSA Cash Flow Actual Results for the Week Ended December 2, 2022

	FY23 Actual	FY23 LP	Variance	FY23 Actual	FY23 LP	Variance
(figures in Millions)	12/2	12/2	12/2	YTD	YTD	YTD FY23
State Collections						
1 General fund collections (b)	\$177	\$239	(\$61)	\$4,504	\$4,648	(\$144)
2 Other fund revenues & Pass-throughs (c)	5	3	2	139	69	69
3 Special Revenue receipts	3	9	(6)	208	171	37
4 All Other state collections (d)	16	11	5	276	277	(1)
5 Sweep Account Transfers	-	-	-	-	-	-
6 Subtotal - State collections (e)	\$202	\$261	(\$60)	\$5,127	\$5,165	(\$38)
Federal Fund Receipts						
7 Medicaid	-	81	(81)	1,228	687	541
8 Nutrition Assistance Program	52	53	(1)	1,395	1,116	278
9 All Other Federal Programs	97	-	97	1,509	1,679	(170)
10 Other	-	-	-	392	-	392
11 Subtotal - Federal Fund receipts	\$149	\$135	\$14	\$4,523	\$3,482	\$1,041
Balance Sheet Related						
12 Paygo charge	23	7	16	230	181	49
13 Other	-	-	-	-	-	-
14 Subtotal - Other Inflows	\$23	\$7	\$16	\$230	\$181	\$49
Plan of Adjustment Related						
15 CW Intragovernmental Transfers (f)	-	-	-	-	-	-
16 Other	-	-	-	-	-	-
17 Subtotal - Plan Inflows	-	-	-	-	-	-
18 Total Inflows	\$373	\$404	(\$30)	\$9,880	\$8,829	\$1,051
Payroll and Related Costs (g)						
19 General fund (j)	(361)	(115)	(246)	(1,502)	(1,317)	(185)
20 Federal fund	(38)	(23)	(15)	(485)	(360)	(125)
21 Other State fund	(30)	(4)	(26)	(112)	(75)	(37)
22 Subtotal - Payroll and Related Costs	(\$429)	(\$142)	(\$287)	(\$2,098)	(\$1,751)	(\$347)
Operating Disbursements (h)						
23 General fund (j)	(30)	(50)	20	(712)	(639)	(74)
24 Federal fund	(32)	(26)	(5)	(835)	(1,369)	534
25 Other State fund	(41)	(26)	(15)	(442)	(419)	(23)
26 Subtotal - Vendor Disbursements	(\$102)	(\$102)	\$0	(\$1,989)	(\$2,427)	\$438
State-funded Budgetary Transfers						
27 General Fund (j)	(180)	(166)	(13)	(1,257)	(1,189)	(68)
28 Other State Fund	(7)	(1)	(6)	(82)	(66)	(16)
29 Subtotal - Appropriations - All Funds	(\$187)	(\$167)	(\$20)	(\$1,339)	(\$1,255)	(\$84)
Federal Fund Transfers						
30 Medicaid	-	-	-	(1,228)	(605)	(622)
31 Nutrition Assistance Program	(32)	(29)	(3)	(1,432)	(1,092)	(340)
32 All other federal fund transfers	(0)	-	(0)	(83)	-	(83)
33 Subtotal - Federal Fund Transfers	(\$32)	(\$29)	(\$3)	(\$2,742)	(\$1,697)	(\$1,045)
Other Disbursements - All Funds						
34 Retirement Contributions	(100)	(26)	(74)	(1,113)	(1,090)	(23)
35 Tax Refunds & other tax credits (i) (j)	(4)	(25)	21	(327)	(476)	149
36 Title III Costs	(3)	(0)	(3)	(68)	(52)	(16)
37 State Cost Share	-	-	-	-	-	-
38 Milestone Transfers	-	(0)	0	(2)	(10)	8
39 Custody Account Transfers	-	(18)	18	(62)	(170)	108
40 Other items paid from FY22 Surplus	-	-	-	-	-	-
41 Cash Reserve	-	-	-	-	-	-
42 All Other	-	-	-	(11)	-	(11)
43 Subtotal - Other Disbursements - All Funds	(\$107)	(\$70)	(\$38)	(\$1,583)	(\$1,798)	\$215
Plan of Adjustment Related						
44 Disbursements to Paying Agent	(64)	(64)	(0)	(2,381)	(2,145)	(236)
45 Direct Disbursements	-	-	-	-	-	-
46 Subtotal - Plan Disbursements	(\$64)	(\$64)	(\$0)	(\$2,381)	(\$2,145)	(\$236)
47 Total Outflows	(\$921)	(\$574)	(\$347)	(\$12,133)	(\$11,073)	(\$1,060)
48 Net Operating Cash Flow	(\$548)	(\$171)	(\$377)	(\$2,253)	(\$2,245)	(\$8)
49 Bank Cash Position, Beginning	6,294	5,925	369	7,999	7,999	0
50 Bank Cash Position, Ending	\$5,746	\$5,754	(\$8)	\$5,746	\$5,754	(\$8)
Memo: Summary of Accounts						
Operational	\$3,509					
Reserves (k)	2,237					
Total Bank Cash Position	\$5,746					

Note: Refer to the next page for footnote reference descriptions.

Puerto Rico Department of Treasury | Hacienda*FY23 TSA Cash Flow Actual Results - Footnotes*Footnotes:

- (a) Represents FY2022 actual results through December 3, 2021.
- (b) Represents gross tax collections received and deposited from all Hacienda Collection Posts, through the Hacienda Colecturia Virtual (online) and/or SURI. Additionally, as of the date of this report, the "General Fund Collections" line item includes unreconciled collections due to DTPR transition to collecting various gross tax receipts through the new SURI system. The transition from the Hacienda Colecturia collections system to SURI is ongoing and as such, revenue concept detail for the general tax SURI collections is not available at this time for the portion of collections received by the new general tax SURI account. This resulted in timing-related unreconciled gross collections which will be retroactively allocated to "General Collections" as appropriate once this information becomes available.
- (c) These revenues are collected by DTPR and immediately appropriated.
- (d) Inflows related to the State Insurance Fund, the Department of Labor and Human Resources, the Commissioner of Financial Institutions, interest earned on TSA bank accounts and others. As of the date this report the TSA has received \$39.5M in interest income in FY23 from earnings on the TSA cash balance.
- (e) As of December 2, 2022, there are \$21M in collections in the SURI sweep account pending reconciliation and transfer to the TSA.
- (f) Transfer of Government cash balances previously held outside of the TSA into a segregated TSA Plan account. These funds are being accumulated pursuant to the Plan for disbursement on, or after, the Plan effective date.
- (g) Represents total gross payroll. Gross payroll includes net payroll disbursed to government employees, cash transfers to the Police Department for payroll costs, and other payroll related costs (employee withholdings, social security, insurance, and other deductions).
- (h) Includes payments to third-party vendors as well as intergovernmental payments to agencies with separate Treasuries.
- (i) Includes Federally Funded Employee Retention Credits.
- (j) These line items include transfers out of the TSA related to the COVID-19 Emergency Measures Support Package. Total TSA outflows related to the COVID-19 Emergency Measures Support Package are approximately \$534M as of December 2, 2022. Of this amount, \$459M was disbursed in FY2020, \$75M in FY2021, and \$562k in FY2022.
- (k) Funds held in segregated accounts and unavailable for ordinary-course Commonwealth operations. These funds include the "rainy day" reserve, funds for Plan-related payments, and the revolving Disaster Relief Fund ("DRF").

Puerto Rico Department of Treasury | Hacienda
General Fund Collections Summary

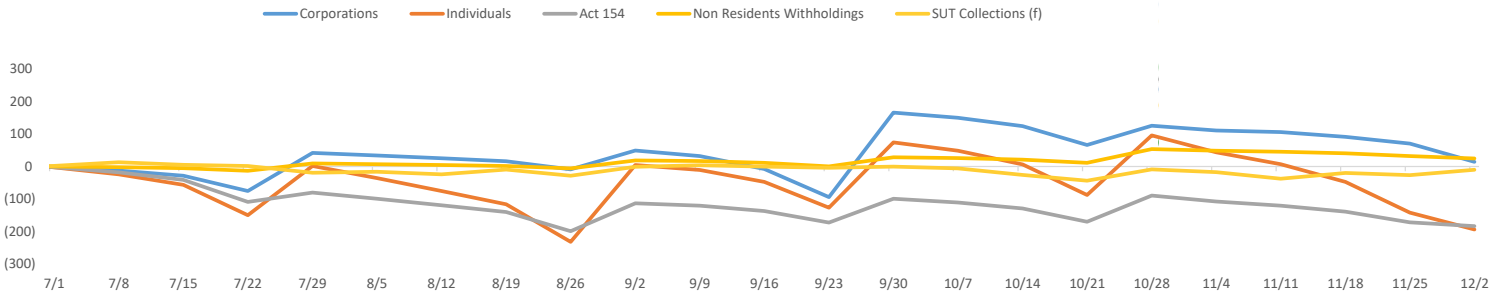
Key Takeaways / Notes

1.) Accumulated collections into TSA sweep accounts are generally transferred to the TSA with a 7-10 day lag. As of the date of this report, there were \$21M in collections in the SURI sweep account pending transfer to the TSA. Typically, the Other General Fund revenue line in the table to the right includes cash receipts that have not yet been allocated to specific concepts. As of the date of this report, the total of unallocated collections included therein was approximately -\$2,562M. The schedule on this page will be updated as information becomes available.

General Fund Collections Year to Date: Actual vs. Forecast (\$M)

	Actual (a) YTD 12/2	LP YTD 12/2	Var \$ YTD 12/2	Var % YTD 12/2
General Fund Collections				
Corporations	\$717	\$708	\$9	1%
Individuals	1,040	1,234	(194)	-16%
Partnerships	106	108	(2)	-2%
Act 154	414	597	(184)	-31%
Non Residents Withholdings	151	133	18	13%
Current Year Collections	148	124	25	20%
Current Year NRW for FEDE (Act 73-2008) (b)	2	9	(7)	-75%
Motor Vehicles	201	180	22	12%
Rum Tax (c)	110	112	(2)	-2%
Alcoholic Beverages	97	115	(17)	-15%
Cigarettes (d)	52	56	(4)	-7%
HTA	156	236	(80)	-34%
Gasoline Taxes	29	80	(51)	-63%
Gas Oil and Diesel Taxes	1	10	(8)	-86%
Vehicle License Fees (\$15 portion)	11	14	(3)	-23%
Vehicle License Fees (\$25 portion)	25	47	(22)	-46%
Petroleum Tax	81	77	4	5%
Other	8	8	0	2%
CRUDITA	49	95	(45)	-48%
Other General Fund	617	271	346	127%
Total	\$3,710	\$3,844	(\$134)	-3%
SUT Collections (e)	794	804	(10)	-1%
Total General Fund Collections	\$ 4,504	\$ 4,648	\$ (144)	-3%

YTD General Fund Receipts Cumulative Variance Liquidity Plan Reforecast vs. Actual Cumulative Variance by Category (\$M)



Footnotes:

- (a) General Fund gross cash receipts by concept are approximated using net General Fund revenues adjusted for recurring monthly gross-ups and other adjustments.
- (b) Relates to income tax reserves that are subsequently passed through to PRIDCO.
- (c) Rum Tax is in line with projected cashflow.
- (d) Includes some cigarette tax collections that are subsequently passed through to HTA, PRMBA and other.
- (e) SUT collections excludes PSTBA, FAM & CINE, and only includes the amounts deposited into the TSA for General Fund use.
- (g) This amount includes year-to-date collections in the SURI sweep account, which also holds some SRF collections pending reconciliation.

Puerto Rico Department of Treasury | Hacienda
Other State Fund Collections Summary

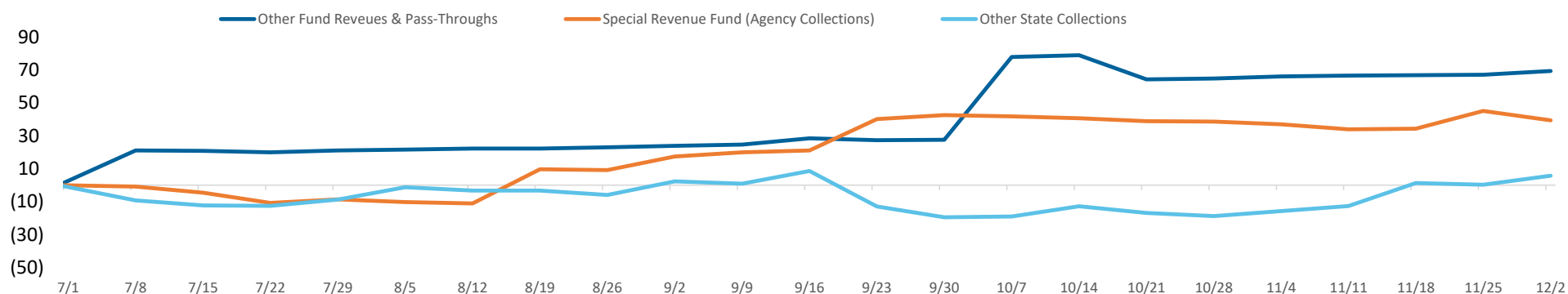
Key Takeaways / Notes

- 1.) Other state fund collections and SRF are ahead of the Liquidity Plan. Most variance is mostly assumed to be temporary due to timing, as special revenues and other collections may be received with irregular cadence.

Other State Fund Collections Year to Date: Actual vs. Forecast (\$M)

	Actual (a) YTD 12/2	LP YTD 12/2	Var \$ YTD 12/2	Var % YTD 12/2
Other State Fund Collections				
Other Fund Revenues & Pass-Throughs	\$139	\$69	\$69	100%
Electronic Lottery	70	13	57	436%
ASC Pass Through	6	18	(12)	-66%
ACCA Pass Through	35	34	1	2%
Other	28	4	23	555%
Special Revenue Fund (Agency Collections)	208	171	37	22%
Department of Education	4	14	(10)	-70%
Department of Health	40	26	14	53%
Department of State	6	6	(0)	-5%
All Other	159	125	34	27%
Other state collections	276	277	(1)	0%
Bayamón University Hospital	0	1	(1)	-63%
Adults University Hospital (UDH)	22	20	2	9%
Pediatric University Hospital	11	8	3	40%
Commissioner of the Financial Institution	9	8	1	14%
Department of Housing	7	10	(3)	-29%
Gaming Commission	95	94	1	1%
All Other	133	137	(5)	-3%
Total	\$623	\$517	\$106	20%

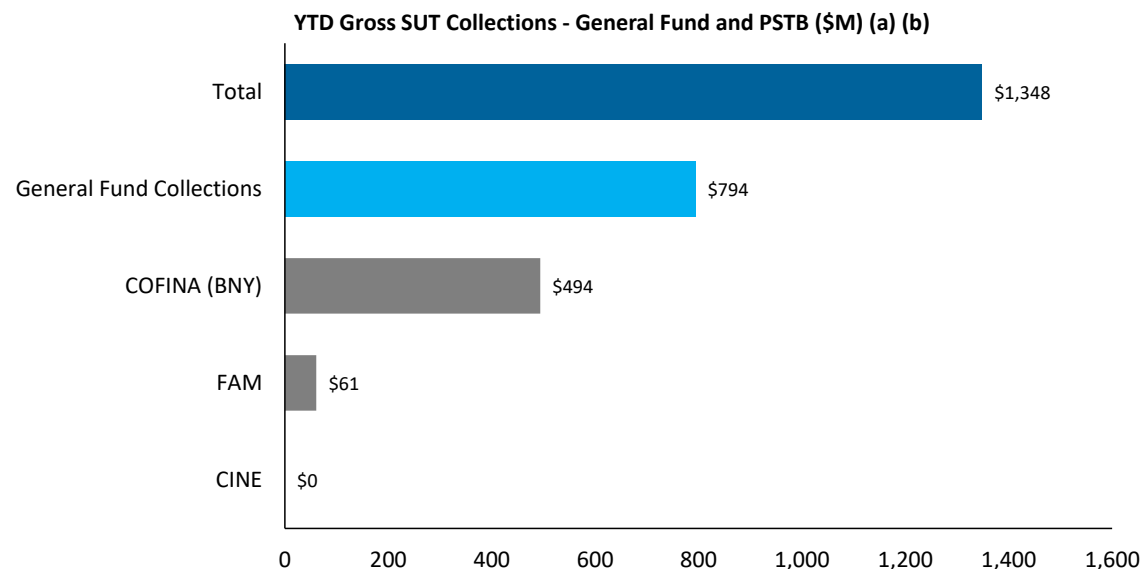
YTD Other State Fund Receipts Cumulative Variance Liquidity Plan forecast vs. Actual Cumulative Variance by Category (\$M) (a)



Puerto Rico Department of Treasury | Hacienda
Sales and Use Tax Collections Summary

Key Takeaways / Notes

- 1.) The proceeds from the Puerto Rico 10.5% SUT rate are allocated as follows: Of the 10.5%, 5.5% is deposited into a COFINA BNY Mellon account until the PSTBA cap is reached, and 4.5% is deposited into the General Fund. The remaining 0.5% is remitted to FAM.



Footnotes

- (a) This schedule reflects gross cash activity and is subject to revision based on periodic reconciliations and accounting adjustments.
- (b) As of December 2, 2022 there is \$21M in SUT collected pending verification and allocation. The verification process includes matching receipts with the appropriate returns and reconciling government account information. Once this process is complete, SUT funds are distributed in accordance with the COFINA Plan of Adjustment based on the ownership of funds and otherwise based on the limits on distributions established therein.

Puerto Rico Department of Treasury | Hacienda
Federal Funds Net Cash Flow Summary (a)

Key Takeaways / Notes

- Receipts for the Nutritional Assistance Program (NAP) and Medicaid (ASES Pass-through) are received in advance of the subsequent pass through disbursements. Federal Funds received for Payroll and Vendor Payments are typically reimbursed following disbursement. There may be temporary week to week surplus / (deficit) due to timing differences. These funds are held in a separate account outside of TSA. Some of the measures funded by the accounts are initially paid out through TSA, and later reimbursed from the respective external account.
 The positive variance is due to lower than projected operating disbursements of \$527millions.

Weekly FF Net Surplus (Deficit)

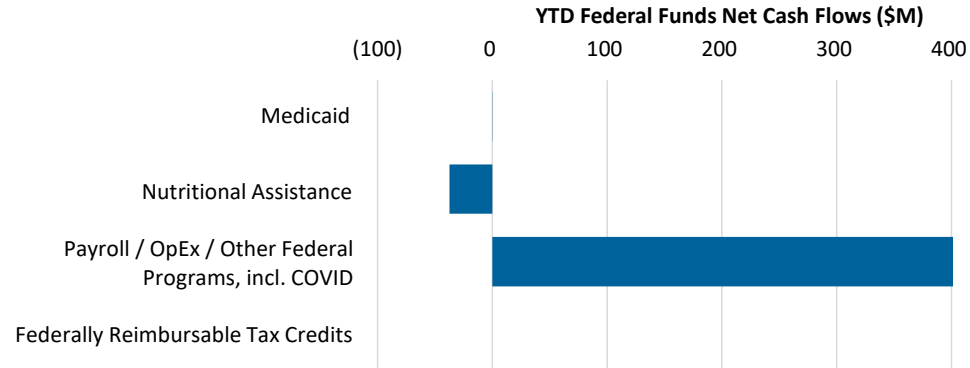
Medicaid (ASES)	
Nutritional Assistance Program (NAP)	
Payroll / OpEx / Other Federal Programs, incl. COVID	
Federally Reimbursable Tax Credits	
Total	

FF Inflows	FF Outflows	Net Cash Flow	LP Net Cash Flow	Variance
\$ -	\$ -	\$ -	\$ 81	\$ (81)
52	(32)	21	25	(4)
97	(70)	27	(49)	76
-	-	-	-	-
\$ 149	\$ (101)	\$ 47	\$ 57	\$ (9)

YTD Cumulative FF Net Surplus (Deficit)

Medicaid (ASES)	
Nutritional Assistance Program (NAP)	
Payroll / OpEx / Other Federal Programs, incl. COVID	
Federally Reimbursable Tax Credits	
Total	

FF Inflows	FF Outflows	Net Cash Flow	LP Net Cash Flow	Variance
\$ 1,228	\$ (1,228)	\$ 0	\$ 81	\$ (81)
1,395	(1,432)	(37)	25	(62)
1,901	(1,403)	498	(49)	547
-	-	-	-	-
\$ 4,523	\$ (4,062)	\$ 461	\$ 57	\$ 404



Footnotes

- Please note that federal fund classification as represented here is based on the fund classification at the point of transaction. Agencies regularly review cash transactions and make accounting adjustments that result in fund reclassifications.

Puerto Rico Department of Treasury | Hacienda
 Payroll / Vendor Disbursements Summary

Key Takeaways / Notes : Gross Payroll

- 1.) Negative YTD payroll variance is primarily driven by lower than projected for Puerto Rico Police.

Gross Payroll (\$M) (a)

Agency	YTD Variance
Department of Education	\$ 12
Police	(74)
Department of Health	1
Department of Correction & Rehabilitation	(8)
All Other Agencies	(278)
Total YTD Variance	\$ (347)

Agency	YTD Variance
Department of Education	\$ 12
Police	(74)
Department of Health	1
Department of Correction & Rehabilitation	(8)
All Other Agencies	(278)
Total YTD Variance	\$ (347)

Key Takeaways / Notes : Vendor Disbursements

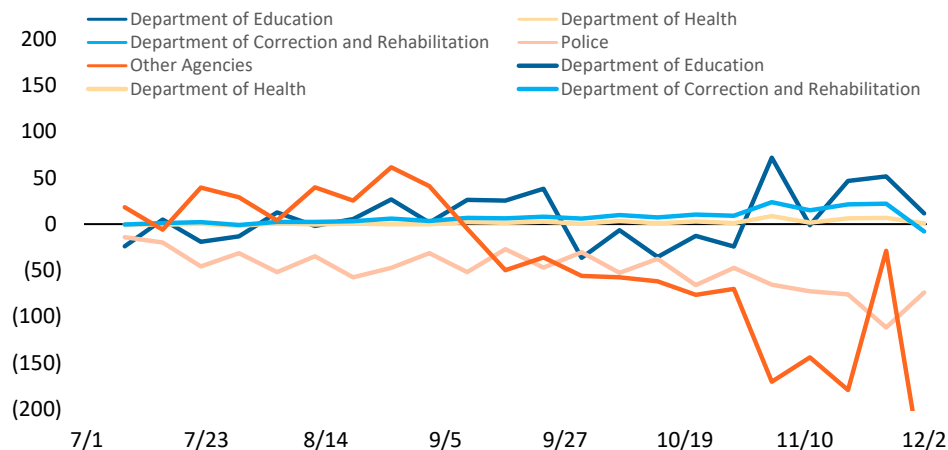
- 1.) Positive overall variance is due to lower than projected spending by the Department of Education and Dept of Health, primarily of federal funds.

Vendor Disbursements (\$M)

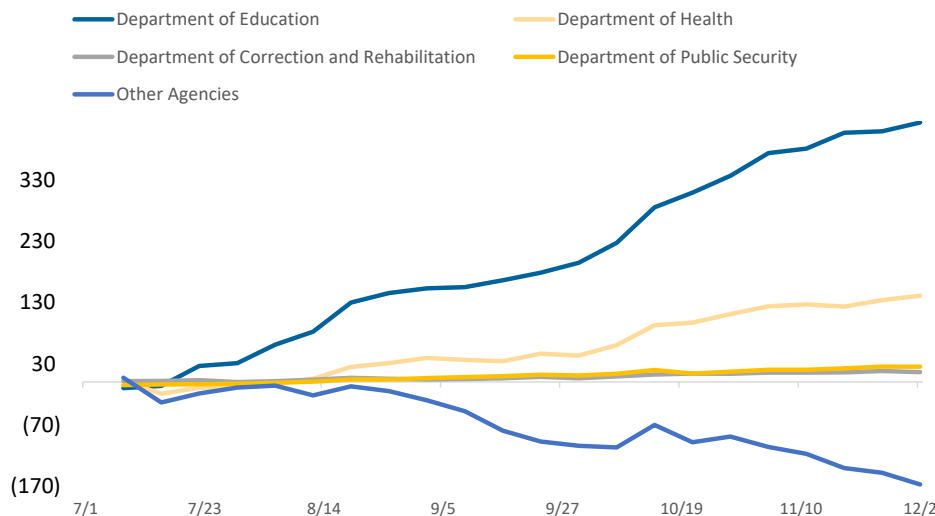
Agency	YTD Variance
Department of Education	\$ 424
Department of Health	141
Department of Health	25
Department of Correction & Rehabilitation	16
All Other Agencies	(168)
Total YTD Variance	\$ 438

Agency	YTD Variance
Department of Education	\$ 424
Department of Health	141
Department of Health	25
Department of Correction & Rehabilitation	16
All Other Agencies	(168)
Total YTD Variance	\$ 438

Cumulative YTD Variance - Payroll by Agency (\$M) (a)



Cumulative YTD Variance - Vendor Disbursements by Agency (\$M)



Footnotes

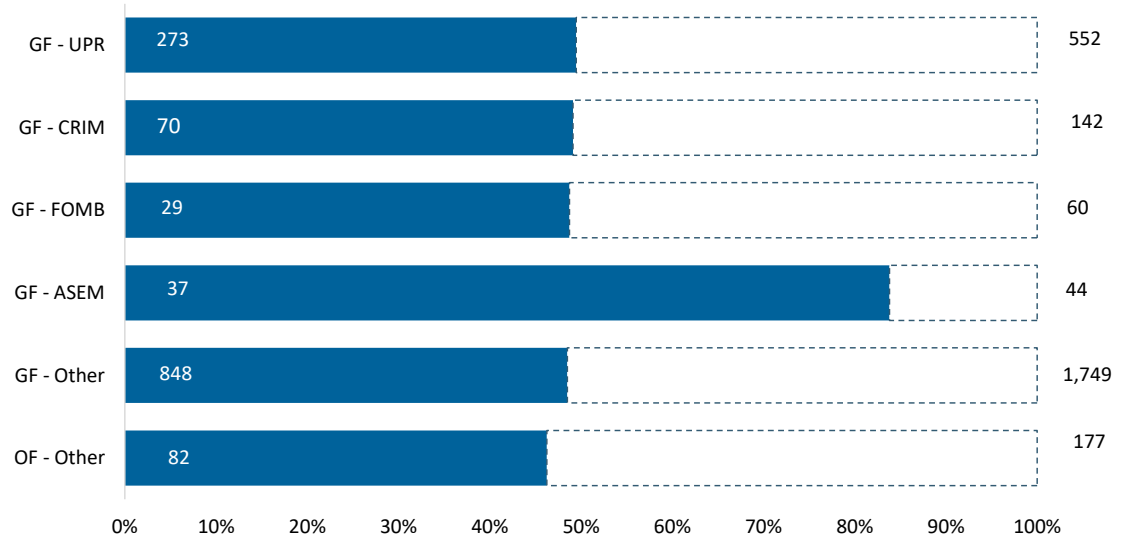
(a) Gross Payroll is equal to the sum of: (i) Net Payroll by Agency from the DTPR RHUM system; (ii) Other Payroll and (iii) Cash outlays for wage garnishments by Agency.

Puerto Rico Department of Treasury | Hacienda
State Funded Budgetary Transfers Summary

Key Takeaways / Notes

- 1.) General Fund appropriations are generally executed throughout the year on a consistent basis in the first week of a given month. The amount transferred each month is usually the sum of the receiving entity's budgeted amount for FY22 divided into twelve, subject to a 2.5% holdback through the first nine months of the fiscal year, to be disbursed during the fourth quarter following reconciliation of General Fund revenues to Fiscal Plan projections and subsequent approval and authorization for release by the Oversight Board and the Director of OMB. Other General Fund transfers and Other Fund transfers require the recognition of certain revenues within DTPR accounting records prior to sending funds to a receiving entity.

YTD FY2022 Budgeted Appropriations Executed (\$M)



Remaining Appropriation Budget (\$M)

Entity Name	Full Year		
	Actual YTD	Expectation	Remaining
GF - UPR	\$ 273	\$ 552	\$ 279
GF - CRIM	70	142	72
GF - FOMB	29	60	31
GF - ASEM	37	44	7
GF - Other	848	1,749	900
OF - Other	82	177	95
Total	\$ 1,339	\$ 2,723	\$ 1,384

YTD Appropriation Variance (\$M)

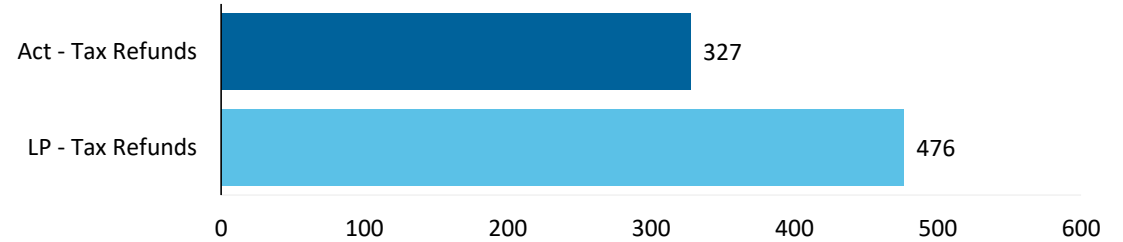
Entity Name	Liquidity Plan		
	Actual YTD	YTD	Variance
GF - UPR	\$ 273	\$ 269	\$ (4)
GF - CRIM	70	58	(12)
GF - FOMB	29	24	(5)
GF - ASEM	37	21	(15)
GF - Other	848	817	(31)
OF - Other	82	66	(16)
Total	\$ 1,339	\$ 1,255	\$ (84)

Puerto Rico Department of Treasury | Hacienda
Tax Refunds / PayGo and Pensions Summary

Key Takeaways / Notes : Tax Refunds & Credits

- 1.) Tax refunds include EITC distributions, refunds to individuals and seniors as well as other tax credits. Tax Refunds are - \$149M under projected YTD.

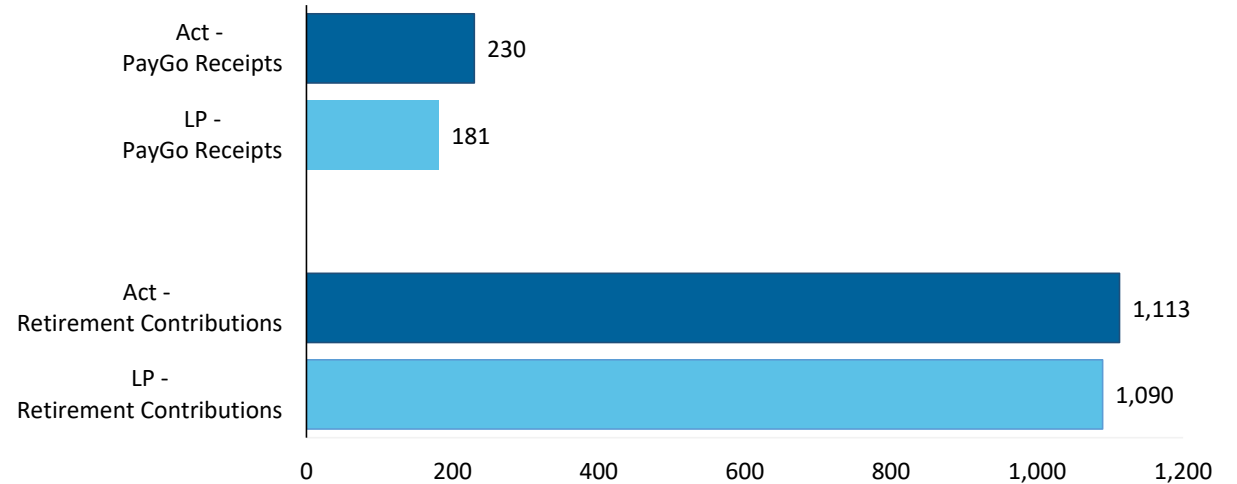
YTD Tax Refunds Disbursed (\$M)



Key Takeaways / Notes : PayGo Receipts and Retirement Contributions

- 1.) YTD PayGo Receipts are over projected. Further details on the status of PayGo can be found in the monthly PayGo Report on Hacienda website in Public Finance section.

YTD PayGo Receipts and Retirement Contributions (\$M)

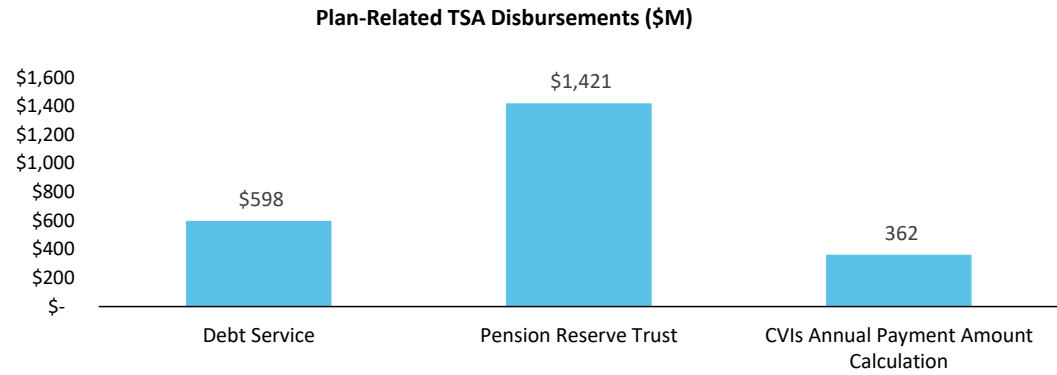


Puerto Rico Department of Treasury | Hacienda
Plan of Adjustment TSA Transfers Summary

Key Takeaways / Notes: Plan Disbursements

- 1.) A total of \$2.4B has been transferred out of the TSA for Plan-related payments.

Plan-Related TSA Disbursements (\$M)	Actual YTD
Debt Service	\$ 598
Pension Reserve Trust	1,421
CVIs Annual Payment Amount Calculation	362
Total	\$ 2,381



Puerto Rico Department of Treasury | Hacienda

Schedule A: Central Government - Live Web Portal AP by Payee Type (a) (b)

All Agencies

(figures in \$000s)

Continues and Continued...

ID	Agency Name	3rd Party Payables	Intergovernmental Payables	Total
071	Department of Health	\$ 135,114	\$ 39,411	\$ 174,525
081	Department of Education	124,239	4,973	129,212
271	Office of Information Technology and Communications	90,801	-	90,801
025	Hacienda (entidad interna - fines de contabilidad)	38,759	26,279	65,038
049	Department of Transportation and Public Works	52,585	31	52,616
123	Families and Children Administration	48,998	-	48,998
045	Department of Public Security	36,994	-	36,994
050	Department of Natural and Environmental Resources	34,839	8	34,847
122	Department of the Family	29,751	116	29,867
043	Puerto Rico National Guard	18,319	30	18,349
127	Administration for Socioeconomic Development of the Family	17,785	-	17,785
078	Department of Housing	17,417	182	17,599
137	Department of Correction and Rehabilitation	16,160	-	16,160
095	Mental Health and Addiction Services Administration	15,753	7	15,760
329	Socio-Economic Development Office	6,121	6,693	12,814
311	Gaming Commission	8,895	-	8,895
031	General Services Administration	8,876	1	8,876
067	Department of Labor and Human Resources	8,847	0	8,848
024	Department of the Treasury	8,213	16	8,229
126	Vocational Rehabilitation Administration	7,324	-	7,324
241	Administration for Integral Development of Childhood	6,494	94	6,587
087	Department of Sports and Recreation	5,756	76	5,833
124	Child Support Administration	5,444	-	5,444
038	Department of Justice	5,125	-	5,125
120	Veterans Advocate Office	4,496	-	4,496
021	Emergency Management and Disaster Administration Agency	4,475	-	4,475
010	General Court of Justice	3,543	-	3,543
023	Department of State	2,871	-	2,871
055	Department of Agriculture	2,551	-	2,551
028	Commonwealth Election Commission	2,398	-	2,398
266	Office of Public Security Affairs	1,897	165	2,062
133	Natural Resources Administration	1,877	-	1,877
018	Planning Board	1,796	0	1,797
037	Civil Rights Commission	1,563	-	1,563
290	State Energy Office of Public Policy	1,559	-	1,559

Puerto Rico Department of Treasury | Hacienda

Schedule A: Central Government - Live Web Portal AP by Payee Type (a) (b)

All Agencies

(figures in \$000s)

Continues and Continued...

ID	Agency Name	3rd Party Payables	Intergovernmental Payables	Total
220	Correctional Health	1,246	-	1,246
105	Industrial Commission	1,218	1	1,220
189	Institute of Forensic Sciences	1,193	-	1,193
015	Office of the Governor	1,157	-	1,157
273	Permit Management Office	1,082	-	1,082
152	Elderly and Retired People Advocate Office	1,072	0	1,072
040	Puerto Rico Police	1,038	-	1,038
016	Office of Management and Budget	930	2	933
096	Women's Advocate Office	743	-	743
272	Office of the Inspector General of the Government of Puerto	615	-	615
026	Special Appropriations for the Central Government Retireme	611	-	611
035	Industrial Tax Exemption Office	567	-	567
155	State Historic Preservation Office	526	4	529
242	PPD Central Committee	427	-	427
298	Public Service Regulatory Board	292	7	299
075	Office of the Financial Institutions Commissioner	241	46	287
089	Horse Racing Industry and Sport Administration	233	-	233
022	Office of the Commissioner of Insurance	179	-	179
153	Advocacy for Persons with Disabilities of the Commonwealth	157	10	167
296	Com Audit Int Cred Publico	150	-	150
244	PIP Central Committee	148	-	148
226	Joint Special Counsel on Legislative Donations	131	-	131
069	Department of Consumer Affairs	119	4	123
243	PNP Central Committee	121	-	121
030	Office of Administration and Transformation of HR in the Gov	117	-	117
062	Cooperative Development Commission	104	-	104
060	Citizen's Advocate Office (Ombudsman)	73	0	74
042	Firefighters Corps	64	-	64
132	Energy Affairs Administration	49	-	49
	Other	173	-	173
Total		\$ 792,412	\$ 78,156	870,569

Footnotes:

- (a) Data presented above represents the Central Government live AP Web Portal repository of third party and intergovernmental invoices by agency, implemented for FY2019. The full transition to managing central government payables through the web portal is not yet complete and therefore the table above may not represent all Central Government AP. Ongoing efforts with the largest agencies to implement the appropriate processes and controls needed to fully transition to the web portal and realize improvements in reporting and efficiency continue as of the date of this report.
- (b) On a go-forward basis, vendors submit invoices for approval through the live AP Web Portal where they are logged electronically, matched with the appropriate purchase order or other relevant documentation, and approved / vouchered at the agency level through the online interface.

Puerto Rico Department of Treasury | Hacienda

Schedule B: Central Government - Live Web Portal AP Aging (a) (b)

All Agencies

(figures in \$000s)

Continues and Continued...

ID	Agency Name	0 - 30	31 - 60	61 - 90	Over 90 days	Total
071	Department of Health	\$ 18,514	\$ 13,406	\$ 11,066	\$ 131,538	\$ 174,525
081	Department of Education	31,878	33,502	17,037	46,795	129,212
271	Office of Information Technology and Communications	3,643	1,057	34,135	51,966	90,801
025	Hacienda (entidad interna - fines de contabilidad)	27,773	1,467	1,860	33,937	65,038
049	Department of Transportation and Public Works	6,540	10,122	5,472	30,482	52,616
123	Families and Children Administration	4,238	2,135	1,537	41,088	48,998
045	Department of Public Security	2,003	1,516	845	32,630	36,994
050	Department of Natural and Environmental Resources	3,265	3,282	2,267	26,034	34,847
122	Department of the Family	1,179	1,207	1,143	26,338	29,867
043	Puerto Rico National Guard	4,339	531	415	13,064	18,349
127	Administration for Socioeconomic Development of the Famil	1,536	1,836	970	13,443	17,785
078	Department of Housing	987	961	473	15,178	17,599
137	Department of Correction and Rehabilitation	3,855	4,253	720	7,333	16,160
095	Mental Health and Addiction Services Administration	5,563	2,700	2,961	4,535	15,760
329	Socio-Economic Development Office	91	56	481	12,186	12,814
311	Gaming Comission	1,762	1,599	1,725	3,808	8,895
031	General Services Administration	263	231	689	7,694	8,876
067	Department of Labor and Human Resources	1,371	950	144	6,383	8,848
024	Department of the Treasury	4,051	3,099	595	485	8,229
126	Vocational Rehabilitation Administration	1,310	229	135	5,650	7,324
241	Administration for Integral Development of Childhood	2,970	272	352	2,994	6,587
087	Department of Sports and Recreation	166	132	91	5,444	5,833
124	Child Support Administration	648	853	482	3,461	5,444
038	Department of Justice	814	707	321	3,284	5,125
120	Veterans Advocate Office	575	3	18	3,900	4,496
021	Emergency Management and Disaster Administration Agency	-	-	-	4,475	4,475
010	General Court of Justice	34	27	11	3,471	3,543
023	Department of State	1,489	121	25	1,236	2,871
055	Department of Agriculture	72	36	20	2,423	2,551
028	Commonwealth Election Commission	123	157	93	2,026	2,398
266	Office of Public Security Affairs	1,482	10	23	547	2,062
133	Natural Resources Administration	-	-	-	1,877	1,877
018	Planning Board	426	686	260	424	1,797
037	Civil Rights Commission	9	9	-	1,545	1,563
290	State Energy Office of Public Policy	24	16	-	1,519	1,559

Puerto Rico Department of Treasury | Hacienda

Schedule B: Central Government - Live Web Portal AP Aging (a) (b)

All Agencies

(figures in \$000s)

Continues and Continued...

ID	Agency Name	0 - 30	31 - 60	61 - 90	Over 90 days	Total
220	Correctional Health	465	-	0	781	1,246
105	Industrial Commission	135	31	45	1,009	1,220
189	Institute of Forensic Sciences	163	83	103	844	1,193
015	Office of the Governor	124	16	13	1,003	1,157
273	Permit Management Office	9	16	11	1,047	1,082
152	Elderly and Retired People Advocate Office	356	153	31	531	1,072
040	Puerto Rico Police	-	-	-	1,038	1,038
016	Office of Management and Budget	247	310	143	233	933
096	Women's Advocate Office	116	70	2	555	743
272	Office of the Inspector General of the Government of Puerto	2	7	9	596	615
026	Special Appropriations for the Central Government Retireme	1	2	2	607	611
035	Industrial Tax Exemption Office	0	0	0	567	567
155	State Historic Preservation Office	38	188	12	291	529
242	PPD Central Committee	-	-	-	427	427
298	Public Service Regulatory Board	173	32	41	52	299
075	Office of the Financial Institutions Commissioner	264	-	24	-	287
089	Horse Racing Industry and Sport Administration	-	-	-	233	233
022	Office of the Commissioner of Insurance	153	6	5	15	179
153	Advocacy for Persons with Disabilities of the Commonwealth	42	37	2	86	167
296	Com Audit Int Cred Publico	-	-	-	150	150
244	PIP Central Committee	-	-	-	148	148
226	Joint Special Counsel on Legislative Donations	5	8	4	115	131
069	Department of Consumer Affairs	10	9	3	101	123
243	PNP Central Committee	-	-	-	121	121
030	Office of Administration and Transformation of HR in the Gov	73	7	0	37	117
062	Cooperative Development Commission	25	0	11	68	104
060	Citizen's Advocate Office (Ombudsman)	0	3	-	71	74
042	Firefighters Corps	-	-	-	64	64
132	Energy Affairs Administration	-	-	-	49	49
	Other	63	15	10	84	173
Total		\$ 135,456	\$ 88,160	\$ 86,838	\$ 560,116	\$ 870,569

Footnotes:

- (a) Data presented above represents the Central Government live AP Web Portal repository of third party and intergovernmental invoices by agency, implemented for FY2019. The full transition to managing central government payables through the web portal is not yet complete and therefore the table above may not represent all Central Government AP. Ongoing efforts with the largest agencies to implement the appropriate processes and controls needed to fully transition to the web portal and realize improvements in reporting and efficiency continue as of the date of this report.
- (b) On a go-forward basis, vendors submit invoices for approval through the live AP Web Portal where they are logged electronically, matched with the appropriate purchase order or other relevant documentation, and approved / vouchered at the agency level through the online interface.