



Puerto Rico Department of Treasury

Treasury Single Account ("TSA") FY 2022 Cash Flow

As of February 25, 2022

Disclaimer

- The Puerto Rico Fiscal Agency and Financial Advisory Authority (“AAFAF”), the Government of Puerto Rico (the “Government”), and each of their respective officers, directors, employees, agents, attorneys, advisors, members, partners or affiliates (collectively, with AAFAF and the Government the “Parties”) make no representation or warranty, express or implied, to any third party with respect to the information contained herein and all Parties expressly disclaim any such representations or warranties.
- The Parties do not owe or accept any duty or responsibility to any reader or recipient of this presentation, whether in contract or tort, and shall not be liable for or in respect of any loss, damage (including without limitation consequential damages or lost profits) or expense of whatsoever nature of such third party that may be caused by, or alleged to be caused by, the use of this presentation or that is otherwise consequent upon the gaining of access to this document by such third party.
- This document does not constitute an audit conducted in accordance with generally accepted auditing standards, an examination of internal controls or other attestation or review services in accordance with standards established by the American Institute of Certified Public Accountants or any other organization. Nor does this document constitute an audit of compliance with any other federal law, rule, or regulation. Accordingly, the Parties do not express an opinion or any other form of assurance on the financial statements or any financial or other information or the internal controls of the Government and the information contained herein.
- Any statements and assumptions contained in this document, whether forward-looking or historical, are not guarantees of future performance and involve certain risks, uncertainties, estimates and other assumptions made in this document. The economic and financial condition of the Government and its instrumentalities is affected by various financial, social, economic, environmental and political factors. These factors can be very complex, may vary from one fiscal year to the next and are frequently the result of actions taken or not taken, not only by the Government and its agencies and instrumentalities, but also by entities such as the government of the United States. Because of the uncertainty and unpredictability of these factors, their impact cannot be included in the assumptions contained in this document. Future events and actual results may differ materially from any estimates, projections, or statements contained herein. Nothing in this document should be considered as an express or implied commitment to do or take, or to refrain from taking, any action by AAFAF, the Government, or any government instrumentality in the Government or an admission of any fact or future event. Nothing in this document shall be considered a solicitation, recommendation or advice to any person to participate, pursue or support a particular course of action or transaction, to purchase or sell any security, or to make any investment decision.
- By receiving this document, the recipient shall be deemed to have acknowledged and agreed to the terms of these limitations.
- This document may contain capitalized terms that are not defined herein, or may contain terms that are discussed in other documents or that are commonly understood. You should make no assumptions about the meaning of capitalized terms that are not defined, and you should consult with advisors of AAFAF should clarification be required.

Glossary

Term	Definition
ACAA	- Automobile Accident Compensation Administration, or Administración de Compensaciones por Accidentes de Automoviles, is a component unit of the Commonwealth of Puerto Rico.
Act 154	- Act 154 means Act No. 154-2010, which, inter alia, imposes a temporary excise tax on the acquisition by multinationals of certain property manufactured or produced in whole or in part in Puerto Rico and on the acquisition of certain manufacturing services carried out in Puerto Rico. The Act 154 temporary excise tax expires on December 31, 2027.
AFI / PRIFA	- Infrastructure Financing Authority.
ASC	- Compulsory Liability Insurance, private insurance company.
ASES	- Puerto Rico Health Insurance Administration, a public corporation and component unit of the Commonwealth of Puerto Rico.
CINE	- Puerto Rico Cinema Fund, a recipient of certain assigned sales and use tax revenues.
COFINA	- Puerto Rico Sales Tax Financing Corporation.
Deferred General Fund Receipts	- Revenues pertaining to Fiscal Year 2020, such as individual and corporate income taxes, that are collected in subsequent fiscal years due to various executive orders and tax extensions in response to the COVID-19 pandemic.
DTPR	- Department of the Treasury of Puerto Rico.
DTPR Collection System	- This is the software system that DTPR uses for collections.
FAM	- Municipal Fund Administration, a recipient of certain assigned sales and use tax revenues.
General Fund Collections	- All gross tax collections received and deposited into the TSA from all Hacienda Collection Posts, through the Hacienda Colecturia Virtual (online), and/or SURI, as well as certain pass-through collections and others.
General Fund	- General Fund (Operating Fund) means the Commonwealth principal operating fund; disbursements from such fund are generally approved through the Commonwealth's annual budgeting process.
Gross Payroll	- Gross Payroll is equal to the sum of: (i) Net Payroll from the DTPR RHUM system; (ii) Other Payroll and (iii) Cash outlays for wage garnishments by Agency.
HTA	- Puerto Rico Highways and Transportation Authority, a public corporation and a component unit of the Commonwealth of Puerto Rico.
Liquidity Plan (LP)	- The Liquidity Plan is the translation of the Certified Fiscal Plan ("CFP") and Certified Budget ("Budget") into a cash flow projection. The TSA Liquidity Plan encompasses all cash flow activity within the TSA. Certain cash flow activity is contemplated in the CFP and Budget, but occurs outside the TSA. Cash flow bridges from the TSA to the CFP and Budget have been included to facilitate comparison.
NAP	- NAP, or the Nutrition Assistance Program, also known as PAN, or Programa de Asistencia Nutricional is a federal assistance nutritional program provided by the United States Department of Agriculture (USDA) solely to Puerto Rico.
Other Payroll	- Other Payroll expenses relate to employee withholdings, social security, insurance, and other deductions.
Other State Collections	- Inflows related to various Health Department programs, the State Insurance Fund, the Commissioner of Financial Institutions, interest earned on TSA bank accounts and others.
PayGo	- PayGo - Puerto Rico pension system that is funded through a pay-as-you-go system. Retirement benefits expenses of government employers are paid by the central government and reimbursed by the employers, with such funds received by the TSA.
Plan of Adjustment ("Plan")	- Plan to adjust the liabilities for the Commonwealth of Puerto Rico, the Puerto Rico Public Building Authority, and Employee Retirement System of the Government of Puerto Rico confirmed on 1/18/22 by the US District Court for the District of Puerto Rico under PROMESA.
PREPA	- Puerto Rico Electric Power Authority, a public corporation and a component unit of the Commonwealth of Puerto Rico.
PRITA	- Puerto Rico Integrated Transport Authority, a public corporation and component unit of the Commonwealth of Puerto Rico.
PSTBA	- The PSTBA is an amount established under Act 91-2006, as amended, and the Sales Tax Revenue Bond Resolution, as amended and restated on June 10, 2009 (the "Bond Resolution"), that currently must be received by COFINA from 5.5% of the SUT before the Commonwealth can receive any of the other 5.5% SUT.
Public Corporation	- Public corporations are governmental authorities with autonomous structure separate from the central government administration and with independent treasury functions.
RHUM System	- This is the software system that DTPR uses for payroll.
SIFC	- State Insurance Fund Corporation, a public corporation and a component unit of the Commonwealth of Puerto Rico.
Special Revenue Receipts	- Collections made by central government agencies at collection posts for services rendered by the agencies as well as fees, licenses, permits, fines and others.
SURI	- Sistema Unificada de Rentas Internas is the new digital tool of the Department of the Treasury that will allow integration and streamlining of the administration of taxes and revenues and eliminate the complexity of the current systems for the benefit of the Treasury and the taxpayers.
Sweep Account Transfers	- Transfers of Fiscal Year 2020 collections in the SURI sweep account to the TSA during Fiscal Year 2021. The closing balance of the sweep account on June 30, 2020, was \$1,024 million.
TSA	- Treasury Single Account, the Commonwealth's main operational bank account (concentration account) in which a majority of receipts from Governmental funds are deposited and from which most expenses are disbursed. TSA receipts include tax collections, charges for services, intergovernmental collections, the proceeds of short and long-term debt issuances and amounts held in custody by the Secretary of the Treasury for the benefit of the Commonwealth's fiduciary funds. Only a portion of the revenues received by the TSA is included in the annual General Fund budget presented to the Puerto Rico Legislative Assembly for approval. Other revenues are separately assigned by law to certain agencies or public corporations but still flow through the TSA.

Introduction

- Enclosed is the weekly Treasury Single Account ("TSA") cash flow report and supporting schedules with weekly YTD FY2022 actual results compared to the FY2022 Liquidity Plan and FY2021 actual results.
- TSA is the Commonwealth's main operational bank account (concentration account) in which a majority of receipts from Governmental funds are deposited and from which most expenses are disbursed.
- Receipts in the TSA include tax collections (including revenues assigned to certain public corporations and pledged for the payment of their debt service), charges for services, intergovernmental collections (such as reimbursements from Federal assistance grants), the proceeds of short and long-term debt issuances held in custody by the Secretary of Treasury for the benefit of the Government fiduciary funds, and other receipts. Only a portion of the revenues received by the TSA is included in the annual General Fund budget presented to the Puerto Rico Legislative Assembly for approval. Other revenues are separately assigned by law to certain agencies or public corporations but still flow through the TSA.
- Disbursements from the TSA include payroll and related costs, vendor and operational disbursements (including those reimbursed by Federal assistance grants and funded from Special Revenue Funds), welfare expenditures, capital outlays, debt service payments, required budgetary formulas and appropriation payments, pass-through payments of pledged revenues to certain public corporations, tax refunds, payments of current pension benefits and other disbursements.
- Federal funds related to disaster relief for hurricanes Irma and Maria are deposited in a separate bank account overseen by the Government Authorized Representative ("GAR"). Funds may be transferred to the TSA either: (i) after admissible disbursements (per approved Project Worksheets) have been made or (ii) once supporting documentation for an accrual or related expense are provided to and approved by FEMA. Therefore, FEMA funding may also be received in advance of actual cash disbursement, as payments to vendors may occur subsequent to when the corresponding services are rendered / expenses are recorded.
- Data limitations and commentary:
The government has focused on cash transaction information for which access to reliable, timely, and detailed data is readily available. The government continues to work with DTPR and other parties to access additional reliable data that would help to provide additional detail in the future.

Puerto Rico Department of Treasury | AAFAF

Executive Summary - TSA Cash Flow Actual Results

(figures in Millions)

Bank Cash Position	Weekly Cash Flow	YTD Net Cash Flow	YTD Net Cash Flow Variance
\$14,417	(\$173)	\$2,747	\$2,702

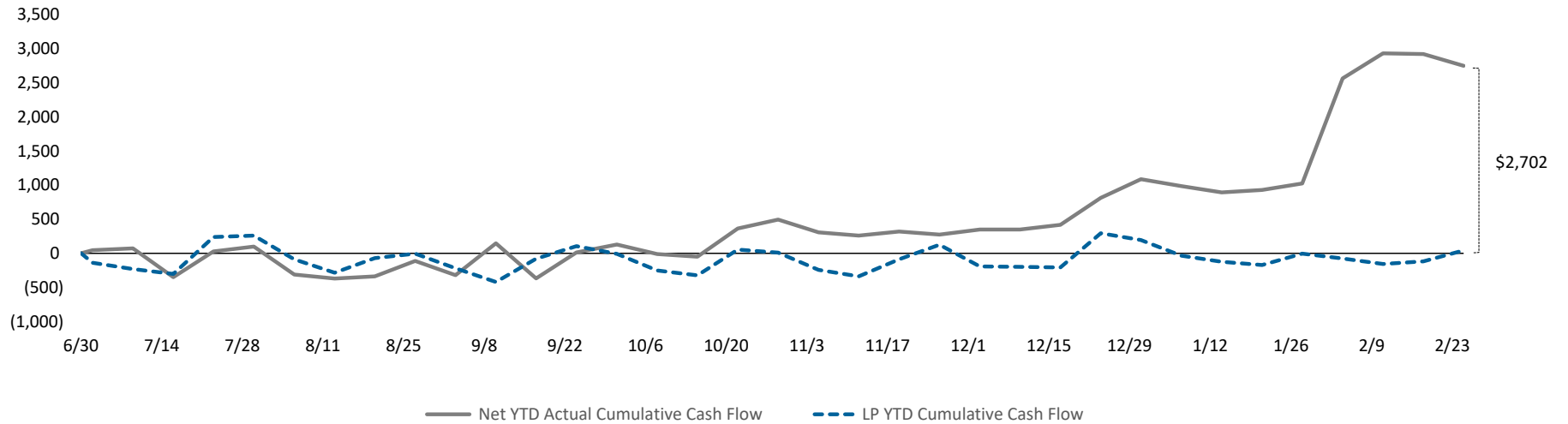
Bridge from FY22 Liquidity Plan projected TSA Cash Balance to actual FY22 TSA Cash Balance as of February 25, 2022

Cash Flow line item	Variance Bridge (\$M)	Comments
Liquidity Plan Projected Cash Balance 2/25/22:	\$ 11,715	1. Government cash previously held outside of the TSA that is being collected into a segregated TSA account pursuant to the Plan and for disbursement on, or after, the Plan effective date. See page 17 for additional detail on this amount.
1 Transfers to Fund Plan Disbursements	2,167	2. GF transfers to ASES are \$345M lower than projected. This is a permanent variance, as the FY22 GF ASES budget was reduced by \$786M after additional Federal Funds were made available for healthcare costs. Note the \$786M have been reapportioned to an unallocated GF capex budgetary account under the custody of OMB.
2 Revised FY22 ASES Budget	345	
3 GF Operating Disbursements	195	
All Other	(5)	3. GF Operating disbursements are \$195M lower than projected YTD. A portion of the unspent balance from the FY22 budget at year-end may be carried over and used early next fiscal year.
Actual TSA Cash Account Balance	\$ 14,417	
4 SURI Sweep Account Balance	1,611	4. Transfers from the SURI sweep account have been temporarily delayed since the beginning of January 2022 due to ongoing process improvement implementation at Hacienda, causing the balance to grow to \$1,611M as of the date of this report. Transfers to the TSA resumed on March 4, 2022 and the sweep account balance is expected to return to nominal levels shortly.
Actual TSA Cash + SURI Sweep Account Balance	\$ 16,028	

Puerto Rico Department of Treasury | AAFAF
YTD TSA Cash Flow Summary - Actual vs LP

TSA Cumulative YTD Net Cash Flow (\$M)

LP Bank Cash Balance:	\$11,715
Actual TSA Bank Cash Balance:	\$14,417
Actual TSA + Sweep Balance:	\$16,028



YTD Actuals vs. Liquidity Plan

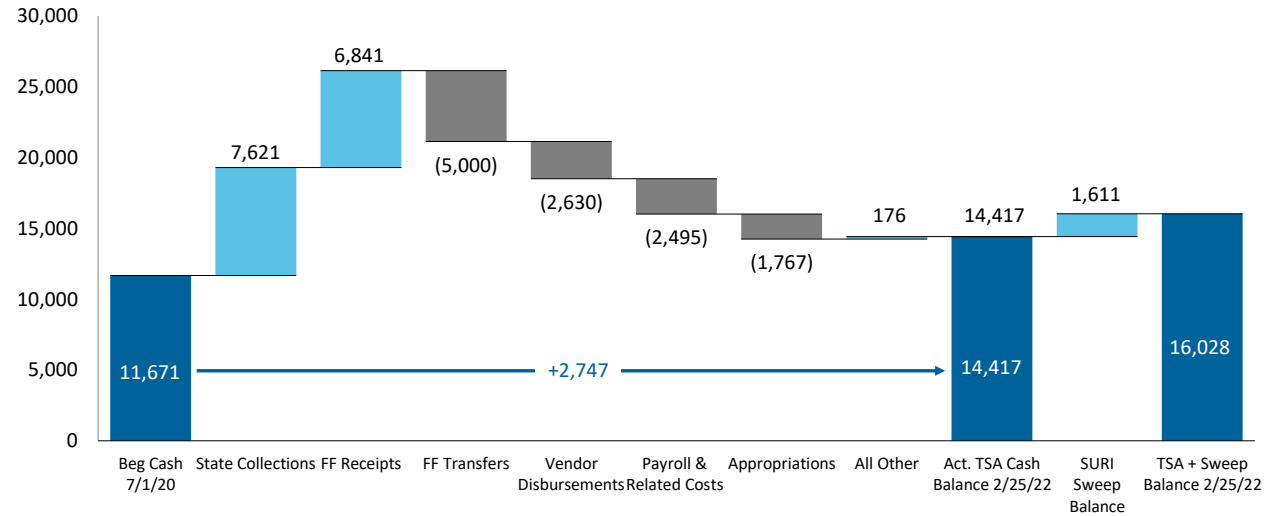
YTD net cash flow is \$2,747M and cash flow variance to the Liquidity Plan is \$2,702M. Variance is primarily driven by intragovernmental transfers of cash held outside the TSA for the Plan (+\$2,167M) and a revised ASES GF budget (+\$345M).

Puerto Rico Department of Treasury | AAFAP
YTD Cash Flow Summary - TSA Cash Flow Actual Results

Net Cash Flow - YTD Actuals

1.) The primary cash driver of FY22 is state collections. Federal Fund inflows of \$6,841M represent 40% of YTD inflows, but are largely offset by Federal Fund disbursements, with YTD net surplus of \$26M (Refer to page 13 for additional detail). Transfers from the SURI sweep account have been temporarily delayed since the beginning of January 2022 due to ongoing process improvement implementation at Hacienda, causing the balance to grow to \$1,611M as of the date of this report. Transfers to the TSA resumed on March 4, 2022 and the sweep account balance is expected to return to nominal levels shortly.

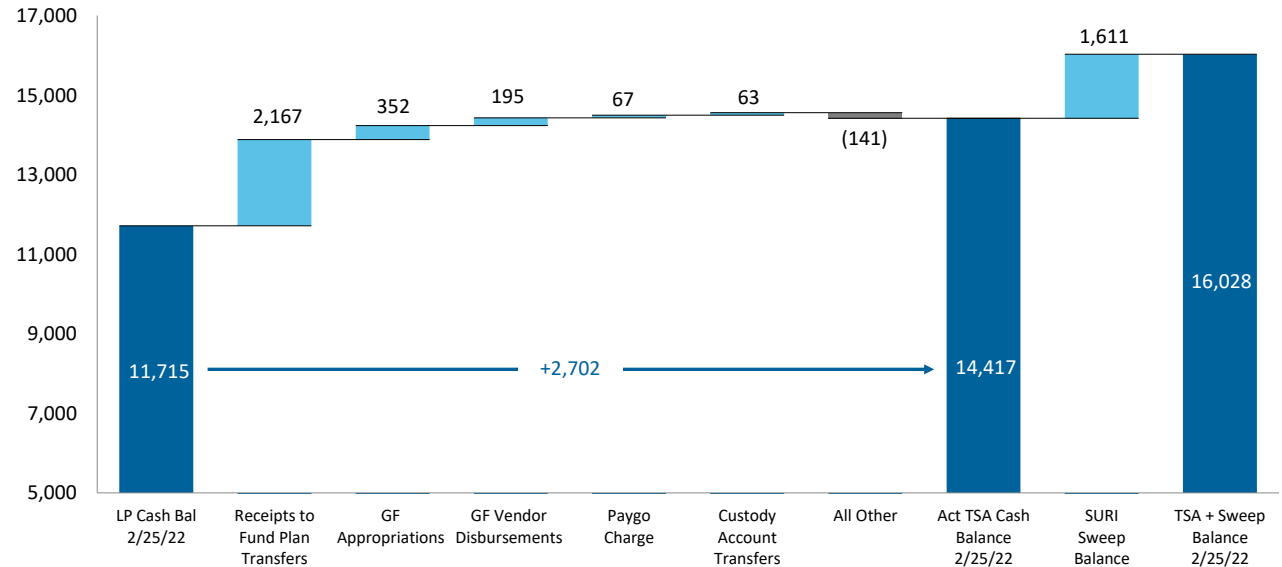
TSA YTD Cash Flow Actuals: Key Cash Flow Concepts (\$M)



Net Cash Flow YTD Variance - LP vs. Actual

1.) Year to date cash flow outperformance is mainly driven by \$2.2B of transfers to the TSA to fund upcoming Plan disbursements. TSA net cash flow outperformance will increase due to strong state collections as the SURI sweep account balance is transferred to the TSA.

TSA YTD Top Cash Flow Variances (\$M)



Puerto Rico Department of Treasury | AAFAF

TSA Cash Flow Actual Results for the Week Ended February 25, 2022

	FY22 Actual	FY22 LP	Variance	FY22 Actual	FY22 LP	FY21 Actual	Variance
(figures in Millions)	2/25	2/25	2/25	YTD	YTD	YTD (a)	YTD FY22 vs YTD FY22 LP
State Collections							
1 General fund collections (b)	\$113	\$354	(\$240)	\$6,751	\$6,918	\$7,515	(\$167)
2 Other fund revenues & Pass-throughs (c)	3	5	(1)	172	101	162	71
3 Special Revenue receipts	4	3	1	303	227	281	76
4 All Other state collections (d)	6	6	0	395	376	375	19
5 Sweep Account Transfers	-	-	-	-	-	1,024	-
6 Subtotal - State collections (e)	\$126	\$366	(\$240)	\$7,621	\$7,622	\$9,357	(\$0)
Federal Fund Receipts							
7 Medicaid	-	-	-	2,006	769	1,962	1,237
8 Nutrition Assistance Program	73	47	27	2,534	2,402	1,646	132
9 All Other Federal Programs	33	68	(35)	1,448	2,094	1,074	(646)
10 Other	-	-	-	853	157	1,111	696
11 Subtotal - Federal Fund receipts	\$107	\$114	(\$8)	\$6,841	\$5,422	\$5,793	\$1,419
Balance Sheet Related							
12 Paygo charge	15	5	10	331	264	392	67
13 Other	-	-	-	-	-	-	-
14 Subtotal - Other Inflows	\$15	\$5	\$10	\$331	\$264	\$392	\$67
Plan of Adjustment Related							
15 Intragovernmental Transfers (f)	-	-	-	2,167	-	-	2,167
16 Other	-	-	-	-	-	-	-
17 Subtotal - Plan Inflows	-	-	-	\$2,167	-	-	\$2,167
18 Total Inflows	\$248	\$486	(\$238)	\$16,961	\$13,308	\$15,542	\$3,653
Payroll and Related Costs (g)							
19 General fund (j)	(61)	(53)	(8)	(1,773)	(1,800)	(1,753)	27
20 Federal fund	(20)	(30)	10	(596)	(742)	(308)	146
21 Other State fund	(2)	(4)	1	(126)	(96)	(109)	(29)
22 Subtotal - Payroll and Related Costs	(\$83)	(\$86)	\$3	(\$2,495)	(\$2,638)	(\$2,170)	\$143
Operating Disbursements (h)							
23 General fund (j)	(30)	(31)	1	(956)	(1,151)	(1,213)	195
24 Federal fund	(26)	(38)	12	(1,220)	(1,352)	(1,348)	132
25 Other State fund	(15)	(12)	(3)	(454)	(472)	(423)	19
26 Subtotal - Vendor Disbursements	(\$71)	(\$81)	\$9	(\$2,630)	(\$2,975)	(\$2,984)	\$345
State-funded Budgetary Transfers							
27 General Fund (j)	(3)	-	(3)	(1,640)	(1,992)	(1,334)	352
28 Other State Fund	(13)	-	(13)	(127)	(86)	(171)	(41)
29 Subtotal - Appropriations - All Funds	(\$16)	-	(\$16)	(\$1,767)	(\$2,079)	(\$1,505)	\$311
Federal Fund Transfers							
30 Medicaid	-	-	-	(2,004)	(769)	(1,961)	(1,235)
31 Nutrition Assistance Program	(82)	(47)	(35)	(2,526)	(2,402)	(1,622)	(123)
32 All other federal fund transfers	(0)	-	(0)	(470)	(90)	(682)	(380)
33 Subtotal - Federal Fund Transfers	(\$82)	(\$47)	(\$35)	(\$5,000)	(\$3,262)	(\$4,265)	(\$1,738)
Other Disbursements - All Funds							
34 Retirement Contributions	(94)	(103)	9	(1,705)	(1,721)	(1,706)	15
35 Tax Refunds & other tax credits (i) (j)	(68)	(3)	(65)	(413)	(278)	(328)	(135)
36 Title III Costs	(7)	(3)	(4)	(156)	(130)	(97)	(26)
37 State Cost Share	-	-	-	-	-	(40)	-
38 Milestone Transfers	-	(0)	0	-	(21)	(2)	21
39 Custody Account Transfers	-	-	-	(48)	(111)	(37)	63
40 Cash Reserve	-	-	-	-	-	-	-
41 All Other	-	-	-	(0)	(50)	(40)	50
42 Subtotal - Other Disbursements - All Funds	(\$169)	(\$110)	(\$59)	(\$2,322)	(\$2,310)	(\$2,250)	(\$12)
Plan of Adjustment Related							
43 Disbursements to Paying Agent	-	-	-	-	-	-	-
44 Direct Disbursements	-	-	-	-	-	-	-
45 Subtotal - Plan Disbursements	-	-	-	-	-	-	-
46 Total Outflows	(\$421)	(\$323)	(\$98)	(\$14,214)	(\$13,264)	(\$13,175)	(\$950)
47 Net Operating Cash Flow	(\$173)	\$163	(\$336)	\$2,747	\$44	\$2,367	\$2,702
48 Bank Cash Position, Beginning	14,590	11,552	3,038	11,671	11,671	7,701	-
49 Bank Cash Position, Ending	\$14,417	\$11,715	\$2,702	\$14,417	\$11,715	\$10,068	\$2,702

Note: Refer to the next page for footnote reference descriptions.

Puerto Rico Department of Treasury | AAFAF
FY21 TSA Cash Flow Actual Results - Footnotes

Footnotes:

- (a) Represents FY2021 actual results through February 26, 2021.
- (b) Represents gross tax collections received and deposited from all Hacienda Collection Posts, through the Hacienda Colecturia Virtual (online) and/or SURI. Additionally, as of the date of this report, the "General Fund Collections" line item includes unreconciled collections due to DTPR transition to collecting various gross tax receipts through the new SURI system. The transition from the Hacienda Colecturia collections system to SURI is ongoing and as such, revenue concept detail for the general tax SURI collections is not available at this time for the portion of collections received by the new general tax SURI account. This resulted in timing-related unreconciled gross collections which will be retroactively allocated to "General Collections" as appropriate once this information becomes available.
- (c) These revenues are collected by DTPR and immediately appropriated.
- (d) Inflows related to the State Insurance Fund, the Department of Labor and Human Resources, the Commissioner of Financial Institutions, interest earned on TSA bank accounts and others. As of the date this report the TSA has received \$6.3M in interest income in FY21 from earnings on the TSA cash balance.
- (e) As of February 25, 2022, there are \$1,611M in collections in the SURI sweep account pending reconciliation and transfer to the TSA.
- (f) Transfer of Government cash balances previously held outside of the TSA into a segregated TSA Plan account. These funds are being accumulated pursuant to the Plan for disbursement on, or after, the Plan effective date.
- (g) Represents total gross payroll. Gross payroll includes net payroll disbursed to government employees, cash transfers to the Police Department for payroll costs, and other payroll related costs (employee withholdings, social security, insurance, and other
- (h) Includes payments to third-party vendors as well as intergovernmental payments to agencies with separate Treasuries.
- (i) Includes Federally Funded Employee Retention Credits.
- (j) These line items include transfers out of the TSA related to the COVID-19 Emergency Measures Support Package. Total TSA outflows related to the COVID-19 Emergency Measures Support Package are approximately \$534M as of February 25, 2022. Of this amount, \$459M was disbursed in FY2020, \$75M in FY2021, and \$562k in FY2022.

Puerto Rico Department of Treasury | AAFAF
General Fund Collections Summary

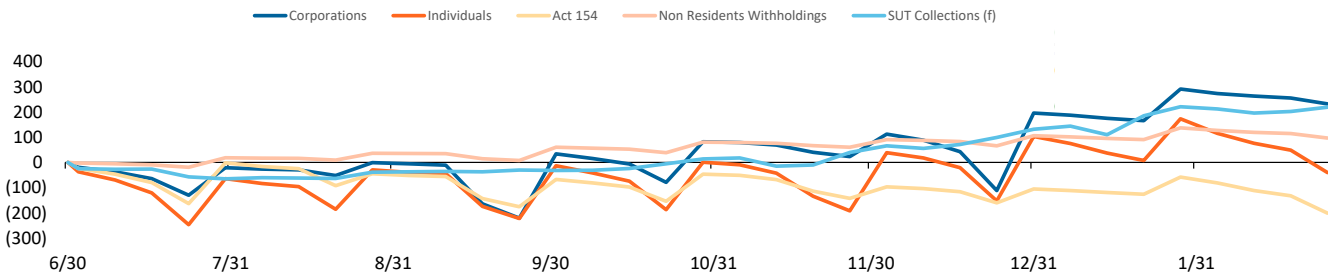
Key Takeaways / Notes

General Fund Collections Year to Date: Actual vs. Forecast (\$M)

1.) Accumulated collections into TSA sweep accounts are generally transferred to the TSA with a 7-10 day lag. Transfers from the SURI sweep account have been temporarily delayed since the beginning of January 2022 due to ongoing process improvement implementation at Hacienda, causing the balance to grow to \$1,611M in collections in the SURI sweep account pending transfer to the TSA. Transfers to the TSA resumed on March 4, 2022 and the sweep account balance is expected to return to nominal levels shortly. The revenue schedule to the right includes \$655M of collections in the SURI sweep account pending final reconciliation and transfer to the TSA. This collections schedule will be updated as information becomes available.

	Actual (a)	LP	Var \$	Var %
	YTD 2/25	YTD 2/25	YTD 2/25	YTD 2/25
General Fund Collections				
Corporations	\$1,263	\$1,041	\$221	21%
Current Year Collections	1,248	968	280	29%
Current Year CIT for FEDE (Act 73-2008) (b)	14	25	(11)	-43%
FY20 Deferrals/Extensions	-	48	(48)	-100%
Individuals	1,695	1,735	(40)	-2%
Current Year Collections	1,695	1,646	48	3%
FY20 Deferrals/Extensions	-	89	(89)	-100%
Partnerships	206	55	150	271%
Act 154	733	935	(202)	-22%
Non Residents Withholdings	322	223	99	45%
Current Year Collections	312	215	97	45%
Current Year NRW for FEDE (Act 73-2008)	10	7	3	35%
Motor Vehicles	377	330	47	14%
Rum Tax (c)	199	148	51	35%
Alcoholic Beverages	171	171	0	0%
Cigarettes (d)	73	90	(16)	-18%
HTA	269	352	(83)	-24%
Gasoline Taxes	70	90	(19)	-22%
Gas Oil and Diesel Taxes	6	11	(5)	-43%
Vehicle License Fees (\$15 portion)	18	20	(3)	-12%
Vehicle License Fees (\$25 portion)	42	68	(26)	-38%
Petroleum Tax	117	140	(23)	-17%
Other	16	23	(7)	-30%
CRUDITA	62	126	(64)	-51%
Other General Fund	450	346	104	30%
Total	\$5,819	\$5,550	\$269	5%
SUT Collections (f)	1,587	1,367	219	16%
Current Year Collections	1,587	1,303	283	22%
FY20 Deferrals/Extensions	-	64	(64)	-100%
Total General Fund Collections	\$ 7,406	\$ 6,918	\$ 488	7%
Less Recognized Revenue in Sweep Account	(655)	-	(655)	NA
Total TSA Cash General Fund Collections	\$ 6,751	\$ 6,918	\$ (167)	-2%

YTD General Fund Receipts Cumulative Variance Liquidity Plan vs. Actual Cumulative Variance by Category (\$M)



Footnotes:

- (a) General Fund gross cash receipts by concept are approximated using net General Fund revenues adjusted for recurring monthly gross-ups and other adjustments.
- (b) Relates to income tax reserves that are subsequently passed through to PRIDCO.
- (c) Positive variance of +\$31M relates to timing of cash transfers to the TSA
- (d) Includes some cigarette tax collections that are subsequently passed through to HTA, PRMBA and other.
- (e) This amount includes FY20 Income Tax from Partnerships.
- (f) SUT collections excludes PSTBA, FAM & CINE, and only includes the amounts deposited into the TSA for General Fund use.

Puerto Rico Department of Treasury | AAFAF
Other State Fund Collections Summary

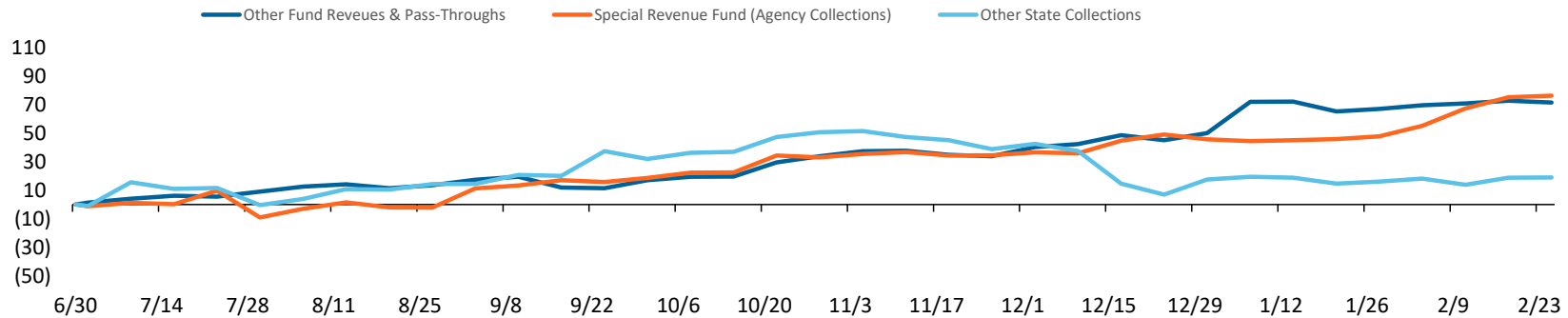
Key Takeaways / Notes

- 1.) Other state fund collections are ahead of the Liquidity Plan. "All Other" state collections positive variance is in part driven by \$25M reimbursed to the TSA by the Department of Labor and Human Resources for payroll and operating costs from prior fiscal years. This represents a permanent positive variance relative to the Liquidity Plan. Remaining variance is mostly assumed to be temporary due to timing, as special revenues and other collections may be received with irregular cadence.

Other State Fund Collections Year to Date: Actual vs. Forecast (\$M)

	Actual (a) YTD 2/25	LP YTD 2/25	Var \$ YTD 2/25	Var % YTD 2/25
Other State Fund Collections				
Other Fund Revenues & Pass-Throughs	\$172	\$101	\$71	71%
Electronic Lottery	47	15	32	212%
Cigarettes (PRITA)	21	23	(2)	-11%
ASC Pass Through	11	15	(4)	-26%
ACCA Pass Through	55	48	7	16%
Other	38	-	38	NA
Special Revenue Fund (Agency Collections)	303	227	76	34%
Department of Education	31	15	16	109%
Department of Health	41	33	8	23%
Department of State	9	12	(4)	-31%
All Other	222	166	56	34%
Other state collections	395	376	19	5%
Bayamón University Hospital	2	3	(1)	-42%
Adults University Hospital (UDH)	29	24	5	21%
Pediatric University Hospital	10	9	1	8%
Commisioner of the Financial Institution	33	32	1	3%
Department of Housing	17	13	4	28%
Gaming Commission	135	167	(32)	-19%
All Other	170	128	42	33%
Total	\$870	\$704	\$167	24%

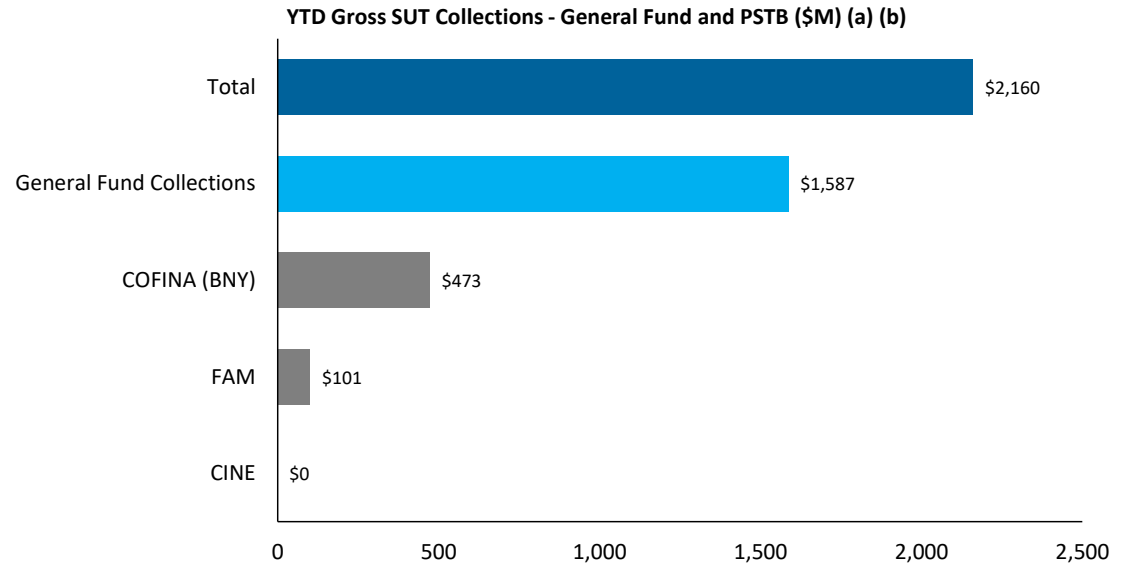
YTD Other State Fund Receipts Cumulative Variance Liquidity Plan vs. Actual Cumulative Variance by Category (\$M) (a)



Puerto Rico Department of Treasury | AAFAF
Sales and Use Tax Collections Summary

Key Takeaways / Notes

- 1.) The proceeds from the Puerto Rico 10.5% SUT rate are allocated as follows: Of the 10.5%, 5.5% is deposited into a COFINA BNY Mellon account until the PSTBA cap is reached, and 4.5% is deposited into the General Fund. The remaining 0.5% is remitted to FAM. The PSTBA cap for FY22 is \$473 million.



Footnotes

- (a) This schedule reflects gross cash activity and is subject to revision based on periodic reconciliations and accounting adjustments.
- (b) As of February 25, 2022 there is \$41M in SUT collected pending verification and allocation. The verification process includes matching receipts with the appropriate returns and reconciling government account information. Once this process is complete, SUT funds are distributed in accordance with the COFINA Plan of Adjustment based on the ownership of funds and otherwise based on the limits on distributions established therein.

Puerto Rico Department of Treasury | AAFAF
Federal Funds Net Cash Flow Summary (a)(b)

Key Takeaways / Notes

- Receipts for the Nutritional Assistance Program (NAP) and Medicaid (ASES Pass-through) are received in advance of the subsequent pass through disbursements. Federal Funds received for Payroll and Vendor Payments are typically reimbursed following disbursement. Currently, there may be temporary surplus / (deficit) due timing differences relating to prior year carryover. Puerto Rico received \$2.24 billion from the Coronavirus Relief Fund (CRF) established under the CARES Act and \$2.5 billion of federal Coronavirus State & Local Fiscal Recovery funds (CSFRF). These funds are held in a separate account outside of TSA. Some of the measures funded by the accounts are initially paid out through TSA, and later reimbursed from the respective external account. On December 15, 2021, the TSA returned \$70M related to federal Economic Incentive Payments to an external bank account.

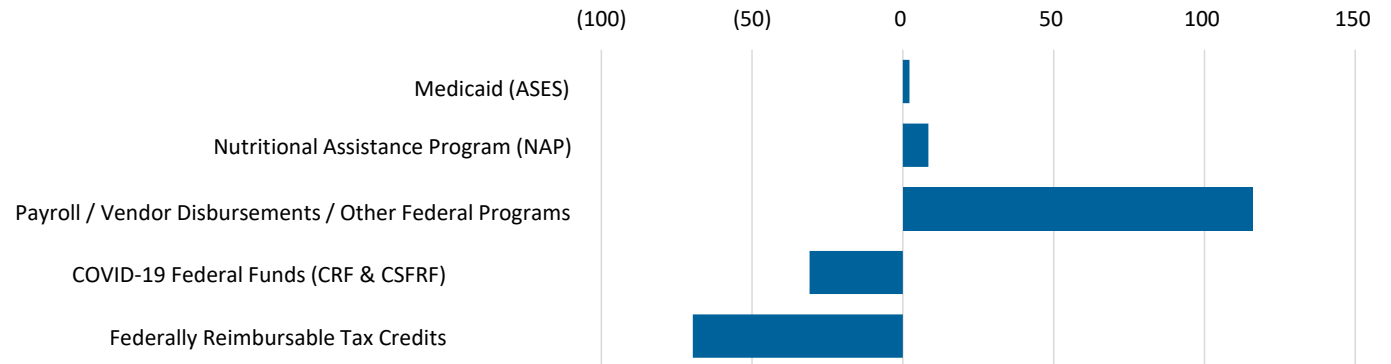
Weekly FF Net Surplus (Deficit)

	FF Inflows	FF Outflows	Net Cash Flow	LP Net Cash Flow	Variance
Medicaid (ASES)	\$ -	\$ -	\$ -	\$ -	\$ -
Nutritional Assistance Program (NAP)	73	(82)	(8)	-	(8)
Payroll / Vendor Disbursements / Other Federal Programs	33	(43)	(10)	-	(10)
COVID-19 Federal Funds (CRF & CSFRF)	-	(2)	(2)	-	(2)
Federally Reimbursable Tax Credits	-	-	-	-	-
Total	\$ 107	\$ (127)	\$ (20)	\$ -	\$ (20)

YTD Cumulative FF Net Surplus (Deficit)

	FF Inflows	FF Outflows	Net Cash Flow	LP Net Cash Flow	Variance
Medicaid (ASES)	\$ 2,006	\$ (2,004)	\$ 2	\$ -	\$ 2
Nutritional Assistance Program (NAP)	2,534	(2,526)	8	-	8
Payroll / Vendor Disbursements / Other Federal Programs	1,518	(1,402)	116	-	116
COVID-19 Federal Funds (CRF & CSFRF)	853	(884)	(31)	42	(73)
Federally Reimbursable Tax Credits	(70)	-	(70)	25	(95)
Total	\$ 6,841	\$ (6,815)	\$ 26	\$ 67	\$ (41)

YTD Federal Funds Net Cash Flows (\$M)



Footnotes

- Please note that federal fund classification as represented here is based on the fund classification at the point of transaction. Agencies regularly review cash transactions and make accounting adjustments that result in fund reclassifications.

Puerto Rico Department of Treasury | AAFAF
 Payroll / Vendor Disbursements Summary

Key Takeaways / Notes : Gross Payroll

- 1.) Positive DOE variance decreased in November due to \$103M of COVID-related "Premium Pay" incentives. Negative variance for the Department of Correction & Rehabilitation is driven by \$20M of Premium Pay. These COVID-related payments represent permanent variance relative to the FY22 LP payroll projection; however, they are cash flow neutral as the TSA will be reimbursed for these distributions from CSLFRF funds held outside the TSA. Negative police payroll is due to \$3M of Premium Pay and \$20M of additional hazard pay in October.

Agency	YTD Variance
Department of Education	\$ 226
Police	(33)
Department of Correction & Rehabilitation	(21)
Department of Health	(23)
All Other Agencies	(6)
Total YTD Variance	\$ 143

Key Takeaways / Notes : Vendor Disbursements

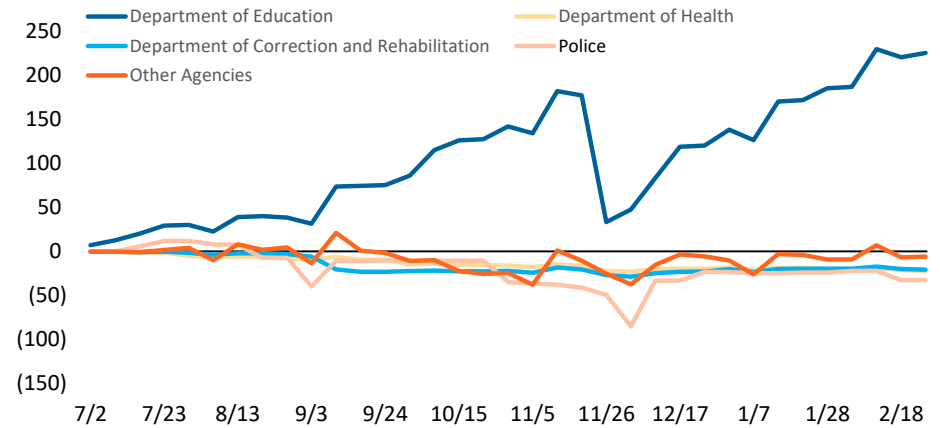
- 1.) Positive overall variance is due to lower than projected spending by the Department of Education, primarily of federal funds. Disbursements of CRF and CSLFRF funds by the Department of Treasury via the TSA drive \$69M of "Other Agencies" variance. These expenses will be reimbursed from funds held outside the TSA.

Agency	YTD Variance
Department of Education	\$ 328
Department of Public Security	92
Department of Health	17
Department of Correction & Rehabilitation	8
All Other Agencies	(100)
Total YTD Variance	\$ 345

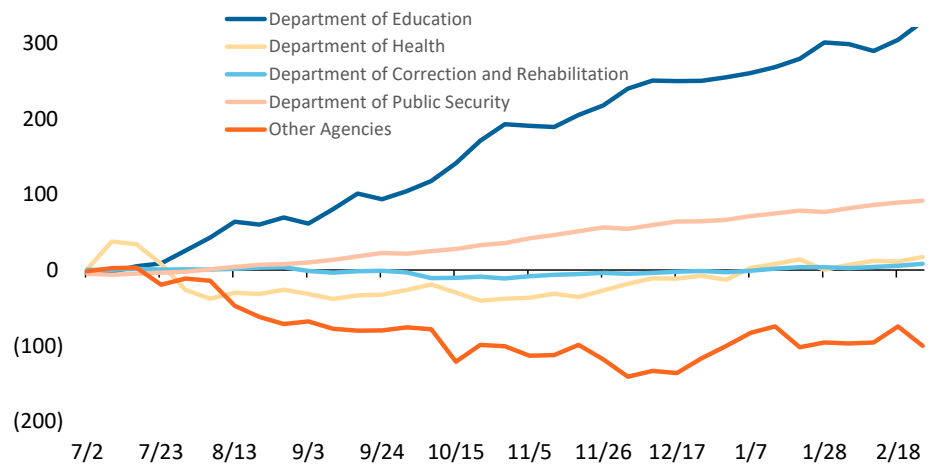
Footnotes

- (a) Gross Payroll is equal to the sum of: (i) Net Payroll by Agency from the DTPR RHUM system; (ii) Other Payroll and (iii) Cash outlays for wage garnishments by Agency.
- (b) Central government Christmas Bonus was funded on 12/3/2021 and it is included in payroll for the week ended 12/3. Funds for the Police bonus were transferred on 11/23.

Cumulative YTD Variance - Payroll by Agency (\$M) (a)



Cumulative YTD Variance - Vendor Disbursements by Agency (\$M)

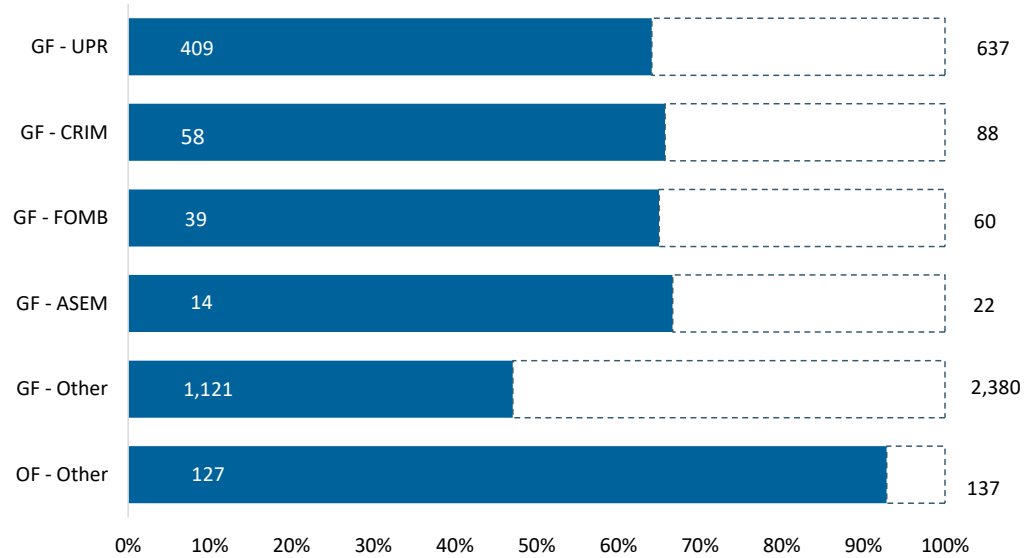


Puerto Rico Department of Treasury | AAFAF
State Funded Budgetary Transfers Summary

Key Takeaways / Notes

- 1.) General Fund appropriations are generally executed throughout the year on a consistent basis in the first week of a given month. The amount transferred each month is usually the sum of the receiving entity's budgeted amount for FY22 divided into twelve, subject to a 2.5% holdback through the first nine months of the fiscal year, to be disbursed during the fourth quarter following reconciliation of General Fund revenues to Fiscal Plan projections and subsequent approval and authorization for release by the Oversight Board and the Director of OMB. Other General Fund transfers and Other Fund transfers require the recognition of certain revenues within DTPR accounting records prior to sending funds to a receiving entity. In December, the ASES GF budget was reduced by \$786M after additional Federal Funds became available for healthcare costs. Note the \$786M have been reapportioned to an unallocated GF capex budgetary account under the custody of OMB. The reduced ASES budget drives \$345M of Other GF variance. The Liquidity Plan projected \$59M of HTA Capex funds carried over from FY21 would be transferred during September 2021. Only \$27M of these funds have been transferred at this time, driving the positive Other GF variance.

YTD FY2022 Budgeted Appropriations Executed (\$M)



Remaining Appropriation Budget (\$M)

Entity Name	Full Year		
	Actual YTD	Expectation	Remaining
GF - UPR	\$ 409	\$ 637	\$ 229
GF - CRIM	58	88	30
GF - FOMB	39	60	21
GF - ASEM	14	22	7
GF - Other	1,121	2,380	1,259
OF - Other	127	137	10
Total	\$ 1,767	\$ 3,323	\$ 1,556

YTD Appropriation Variance (\$M)

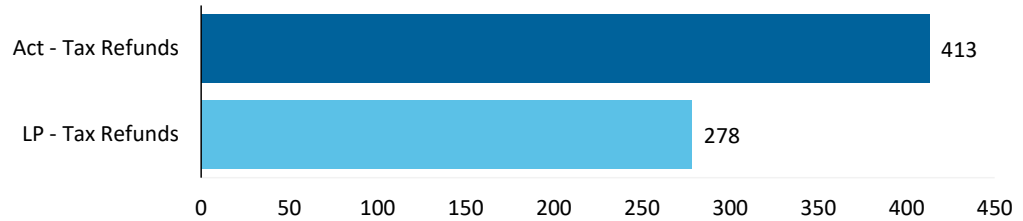
Entity Name	Liquidity Plan		
	Actual YTD	YTD	Variance
GF - UPR	\$ 409	\$ 409	\$ (0)
GF - CRIM	58	57	(1)
GF - FOMB	39	39	-
GF - ASEM	14	14	(0)
GF - Other	1,121	1,474	353
OF - Other	127	86	(41)
Total	\$ 1,767	\$ 2,079	\$ 311

Puerto Rico Department of Treasury | AAFAF
Tax Refunds / PayGo and Pensions Summary

Key Takeaways / Notes : Tax Refunds

1.) Tax refunds includes EITC distributions, refunds to individuals and seniors as well other tax credits.

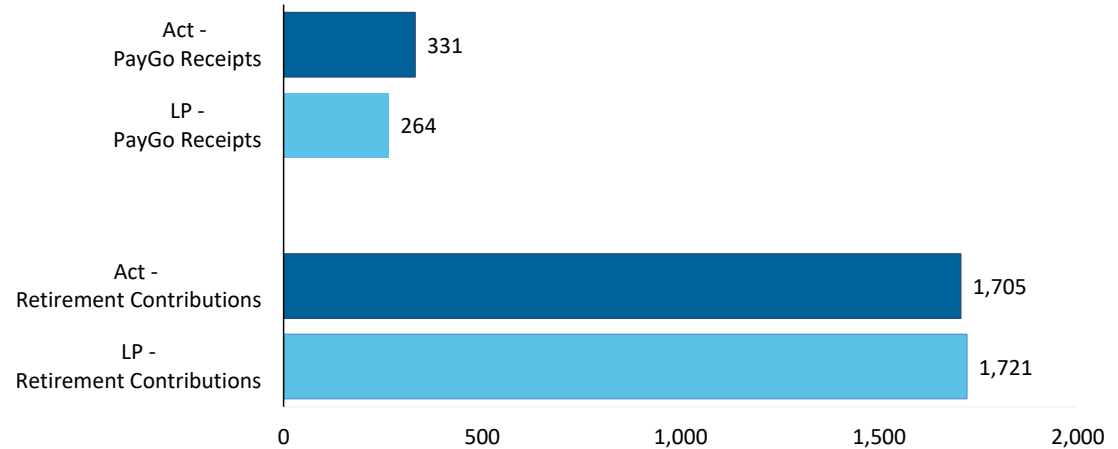
YTD Tax Refunds Disbursed (\$M)



Key Takeaways / Notes : PayGo Receipts and Retirement Contributions

1.) YTD PayGo Receipts are slightly higher than forecast. Payments for prior year invoices account for a majority of this outperformance. The remaining variance is expected to be temporary and may reverse by year-end. Further details on the status of PayGo can be found in the monthly PayGo Report on AAFAF's website.

YTD PayGo Receipts and Retirement Contributions (\$M)



Puerto Rico Department of Treasury | AAFAF
Plan of Adjustment TSA Transfers Summary

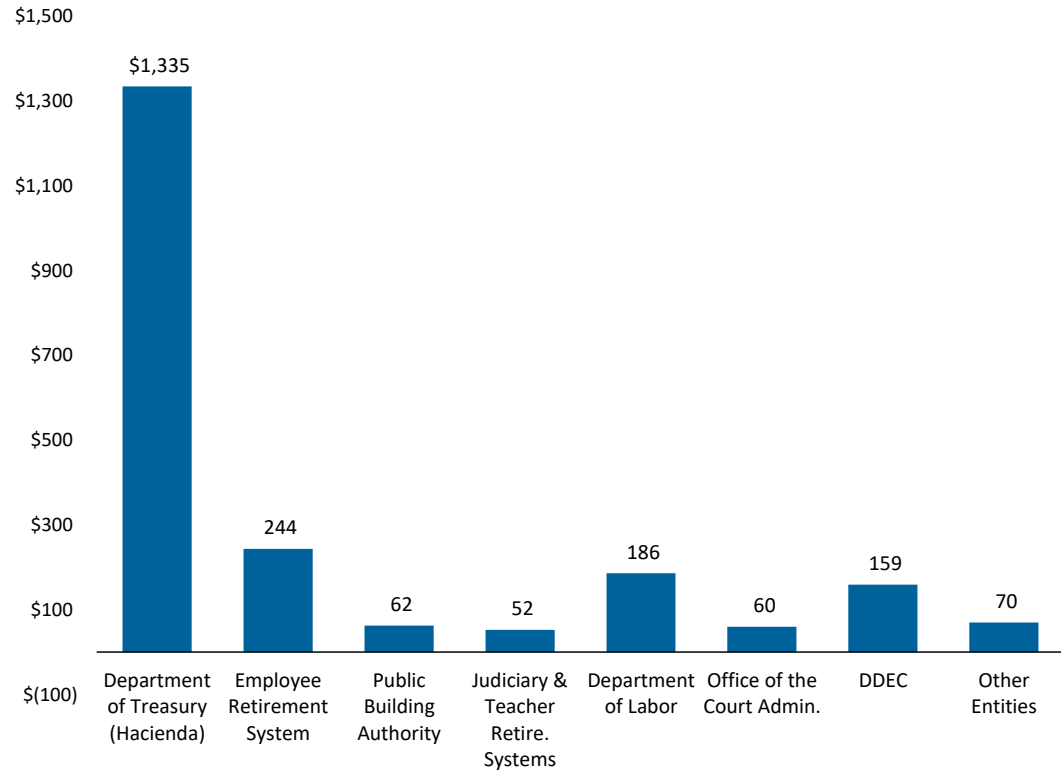
Key Takeaways / Notes

- 1.) In order to make distributions pursuant to the Commonwealth Plan of Adjustment and to achieve certain conditions precedent for Plan effectiveness, the Commonwealth is aggregating cash from certain agencies outside of the TSA consistent with the Oversight Board cash restriction analysis. Below reflects the funds that have been transferred into the TSA to date for this purpose.

Plan-Related Intragovernmental Transfers (\$M)

Transferring Entity Name	Actual YTD
Department of Treasury (Hacienda)	\$ 1,335
Employee Retirement System	244
Public Building Authority	62
Judiciary & Teacher Retire. Systems	52
Department of Labor	186
Office of the Court Admin.	60
DDEC	159
Other Entities	70
Total	\$ 2,167

Plan-Related Introgovernmental Transfers (\$M)



Puerto Rico Department of Treasury | AAFAF

Schedule A: Central Government - Live Web Portal AP by Payee Type (a) (b)

All Agencies

(figures in \$000s)

Continues and Continued...

ID	Agency Name	3rd Party Payables	Intergovernmental Payables	Total
071	Department of Health	\$ 171,894	\$ 70,431	\$ 242,325
081	Department of Education	90,536	15,146	105,683
045	Department of Public Security	37,807	8,757	46,564
123	Families and Children Administration	39,441	209	39,650
025	Hacienda (entidad interna - fines de contabilidad)	35,217	432	35,649
271	Office of Information Technology and Communications	34,656	1	34,657
137	Department of Correction and Rehabilitation	21,079	8,527	29,606
122	Department of the Family	26,224	3,183	29,406
049	Department of Transportation and Public Works	25,965	1,002	26,966
329	Socio-Economic Development Office	18,274	89	18,363
050	Department of Natural and Environmental Resources	15,430	2,165	17,596
038	Department of Justice	15,131	1,744	16,875
127	Administration for Socioeconomic Development of the Family	16,358	248	16,606
078	Department of Housing	13,724	141	13,865
043	Puerto Rico National Guard	11,389	249	11,639
067	Department of Labor and Human Resources	9,336	254	9,589
087	Department of Sports and Recreation	7,253	1,749	9,002
095	Mental Health and Addiction Services Administration	8,611	98	8,709
126	Vocational Rehabilitation Administration	7,382	94	7,476
031	General Services Administration	7,214	58	7,272
124	Child Support Administration	6,973	113	7,086
014	Environmental Quality Board	4,559	328	4,887
021	Emergency Management and Disaster Administration Agency	4,476	65	4,541
241	Administration for Integral Development of Childhood	2,191	1,855	4,046
120	Veterans Advocate Office	3,825	2	3,827
311	Gaming Comission	3,743	4	3,748
028	Commonwealth Election Commission	2,867	622	3,488
024	Department of the Treasury	3,059	1	3,060
010	General Court of Justice	2,900	1	2,902
023	Department of State	2,204	86	2,291
015	Office of the Governor	2,086	183	2,269
055	Department of Agriculture	1,978	217	2,194
016	Office of Management and Budget	1,971	57	2,027
133	Natural Resources Administration	1,876	149	2,025
022	Office of the Commissioner of Insurance	1,946	54	1,999

Puerto Rico Department of Treasury | AAFAF

Schedule A: Central Government - Live Web Portal AP by Payee Type (a) (b)

All Agencies

(figures in \$000s)

Continues and Continued...

ID	Agency Name	3rd Party Payables	Intergovernmental Payables	Total
189	Institute of Forensic Sciences	1,416	55	1,471
105	Industrial Commission	1,010	191	1,201
290	State Energy Office of Public Policy	1,180	-	1,180
018	Planning Board	615	475	1,090
152	Elderly and Retired People Advocate Office	1,078	1	1,079
040	Puerto Rico Police	1,062	15	1,077
220	Correctional Health	791	-	791
298	Public Service Regulatory Board	779	0	779
266	Office of Public Security Affairs	735	-	735
096	Women's Advocate Office	602	0	602
155	State Historic Preservation Office	471	122	593
035	Industrial Tax Exemption Office	560	1	561
273	Permit Management Office	538	-	538
026	Special Appropriations for the Central Government Retirement S	536	-	536
069	Department of Consumer Affairs	114	346	460
075	Office of the Financial Institutions Commissioner	453	-	453
272	Office of the Inspector General of the Government of Puerto Ric	443	-	443
242	PPD Central Committee	427	-	427
141	Telecommunication's Regulatory Board	427	-	427
065	Public Services Commission	302	0	302
089	Horse Racing Industry and Sport Administration	233	-	233
296	Com Audit Int Cred Publico	150	-	150
244	PIP Central Committee	148	-	148
060	Citizen's Advocate Office (Ombudsman)	123	23	147
153	Advocacy for Persons with Disabilities of the Commonwealth of	95	38	133
243	PNP Central Committee	121	-	121
226	Joint Special Counsel on Legislative Donations	108	-	108
042	Firefighters Corps	64	-	64
062	Cooperative Development Commission	38	20	58
	Other	308	5	313
Total		\$ 674,504	\$ 119,607	\$ 794,110

Footnotes:

- (a) Data presented above represents the Central Government live AP Web Portal repository of third party and intergovernmental invoices by agency, implemented in FY2019. The full transition to managing central government payables through the web portal is complete, however government agencies and vendors continue to analyze the information contained in this report to ensure its accuracy. Ongoing efforts with the largest agencies and their vendors to implement the appropriate processes and controls needed to realize improvements in reporting and efficiency continue as of the date of this report.
- (b) On a go-forward basis, vendors submit invoices for approval through the live AP Web Portal where they are logged electronically, matched with the appropriate purchase order or other relevant documentation, and approved / vouchered at the agency level through the online interface.

Puerto Rico Department of Treasury | AAFAF

Schedule B: Central Government - Live Web Portal AP Aging (a) (b)

All Agencies

(figures in \$000s)

Continues and Continued...

ID	Agency Name	0 - 30	31 - 60	61 - 90	Over 90 days	Total
071	Department of Health	\$ 29,521	\$ 22,324	\$ 14,188	\$ 176,292	\$ 242,325
081	Department of Education	40,665	12,537	21,129	31,352	105,683
045	Department of Public Security	9,660	13,510	1,882	21,512	46,564
123	Families and Children Administration	3,142	801	678	35,029	39,650
025	Hacienda (entidad interna - fines de contabilidad)	6,171	1,383	831	27,264	35,649
271	Office of Information Technology and Communications	421	947	129	33,160	34,657
137	Department of Correction and Rehabilitation	2,386	17,689	371	9,160	29,606
122	Department of the Family	765	5,599	766	22,276	29,406
049	Department of Transportation and Public Works	2,917	2,134	236	21,679	26,966
329	Socio-Economic Development Office	8,706	91	6	9,559	18,363
050	Department of Natural and Environmental Resources	1,441	4,135	929	11,090	17,596
038	Department of Justice	1,025	3,928	360	11,562	16,875
127	Administration for Socioeconomic Development of the Family	2,245	1,156	1,023	12,181	16,606
078	Department of Housing	878	1,113	272	11,603	13,865
043	Puerto Rico National Guard	430	659	242	10,307	11,639
067	Department of Labor and Human Resources	1,194	1,585	481	6,329	9,589
087	Department of Sports and Recreation	122	2,249	18	6,613	9,002
095	Mental Health and Addiction Services Administration	1,679	970	820	5,241	8,709
126	Vocational Rehabilitation Administration	1,690	701	228	4,858	7,476
031	General Services Administration	2,175	206	39	4,853	7,272
124	Child Support Administration	723	757	816	4,790	7,086
014	Environmental Quality Board	129	434	269	4,055	4,887
021	Emergency Management and Disaster Administration Agency	-	-	-	4,541	4,541
241	Administration for Integral Development of Childhood	1,177	555	274	2,041	4,046
120	Veterans Advocate Office	2	1	-	3,825	3,827
311	Gaming Commission	2,097	1,288	55	308	3,748
028	Commonwealth Election Commission	236	1,351	194	1,708	3,488
024	Department of the Treasury	1,995	91	155	818	3,060
010	General Court of Justice	147	170	171	2,415	2,902
023	Department of State	1,387	277	14	613	2,291
015	Office of the Governor	169	171	17	1,913	2,269
055	Department of Agriculture	57	348	36	1,753	2,194
016	Office of Management and Budget	132	201	47	1,648	2,027
133	Natural Resources Administration	-	-	-	2,025	2,025
022	Office of the Commissioner of Insurance	125	49	50	1,775	1,999

Puerto Rico Department of Treasury | AAFAF

Schedule B: Central Government - Live Web Portal AP Aging (a) (b)

All Agencies

(figures in \$000s)

Continues and Continued...

ID	Agency Name	0 - 30	31 - 60	61 - 90	Over 90 days	Total
189	Institute of Forensic Sciences	33	527	737	173	1,471
105	Industrial Commission	67	36	63	1,035	1,201
290	State Energy Office of Public Policy	-	-	-	1,180	1,180
018	Planning Board	168	631	41	250	1,090
152	Elderly and Retired People Advocate Office	205	187	110	577	1,079
040	Puerto Rico Police	3	23	-	1,051	1,077
220	Correctional Health	1	0	1	789	791
298	Public Service Regulatory Board	53	38	81	607	779
266	Office of Public Security Affairs	15	268	186	266	735
096	Women's Advocate Office	113	92	49	347	602
155	State Historic Preservation Office	75	249	18	251	593
035	Industrial Tax Exemption Office	0	0	0	560	561
273	Permit Management Office	8	19	13	498	538
026	Special Appropriations for the Central Government Retirement	2	8	3	523	536
069	Department of Consumer Affairs	12	370	-	78	460
075	Office of the Financial Institutions Commissioner	23	1	321	107	453
272	Office of the Inspector General of the Government of Puerto	4	9	12	419	443
242	PPD Central Committee	-	-	-	427	427
141	Telecommunication's Regulatory Board	-	-	-	427	427
065	Public Services Commission	-	-	-	302	302
089	Horse Racing Industry and Sport Administration	-	-	-	233	233
296	Com Audit Int Cred Publico	-	-	-	150	150
244	PIP Central Committee	-	-	-	148	148
060	Citizen's Advocate Office (Ombudsman)	53	28	6	60	147
153	Advocacy for Persons with Disabilities of the Commonwealth	5	41	1	86	133
243	PNP Central Committee	-	-	-	121	121
226	Joint Special Counsel on Legislative Donations	1	-	1	106	108
042	Firefighters Corps	-	-	-	64	64
062	Cooperative Development Commission	0	20	0	37	58
	Other	94	31	5	183	313
Total		\$ 126,542	\$ 101,988	\$ 48,376	\$ 517,205	\$ 794,110

Footnotes:

- (a) Data presented above represents the Central Government live AP Web Portal repository of third party and intergovernmental invoices by agency, implemented in FY2019. The full transition to managing central government payables through the web portal is complete, however government agencies and vendors continue to analyze the information contained in this report to ensure its accuracy. Ongoing efforts with the largest agencies and their vendors to implement the appropriate processes and controls needed to realize improvements in reporting and efficiency continue as of the date of this report.
- (b) On a go-forward basis, vendors submit invoices for approval through the live AP Web Portal where they are logged electronically, matched with the appropriate purchase order or other relevant documentation, and approved / vouchered at the agency level through the online interface.