



Puerto Rico Department of Treasury

Treasury Single Account ("TSA") FY 2022 Cash Flow

As of May 20, 2022

Disclaimer

- The Puerto Rico Fiscal Agency and Financial Advisory Authority (“AAFAF”), the Government of Puerto Rico (the “Government”), and each of their respective officers, directors, employees, agents, attorneys, advisors, members, partners or affiliates (collectively, with AAFAF and the Government the “Parties”) make no representation or warranty, express or implied, to any third party with respect to the information contained herein and all Parties expressly disclaim any such representations or warranties.
- The Parties do not owe or accept any duty or responsibility to any reader or recipient of this presentation, whether in contract or tort, and shall not be liable for or in respect of any loss, damage (including without limitation consequential damages or lost profits) or expense of whatsoever nature of such third party that may be caused by, or alleged to be caused by, the use of this presentation or that is otherwise consequent upon the gaining of access to this document by such third party.
- This document does not constitute an audit conducted in accordance with generally accepted auditing standards, an examination of internal controls or other attestation or review services in accordance with standards established by the American Institute of Certified Public Accountants or any other organization. Nor does this document constitute an audit of compliance with any other federal law, rule, or regulation. Accordingly, the Parties do not express an opinion or any other form of assurance on the financial statements or any financial or other information or the internal controls of the Government and the information contained herein.
- Any statements and assumptions contained in this document, whether forward-looking or historical, are not guarantees of future performance and involve certain risks, uncertainties, estimates and other assumptions made in this document. The economic and financial condition of the Government and its instrumentalities is affected by various financial, social, economic, environmental and political factors. These factors can be very complex, may vary from one fiscal year to the next and are frequently the result of actions taken or not taken, not only by the Government and its agencies and instrumentalities, but also by entities such as the government of the United States. Because of the uncertainty and unpredictability of these factors, their impact cannot be included in the assumptions contained in this document. Future events and actual results may differ materially from any estimates, projections, or statements contained herein. Nothing in this document should be considered as an express or implied commitment to do or take, or to refrain from taking, any action by AAFAF, the Government, or any government instrumentality in the Government or an admission of any fact or future event. Nothing in this document shall be considered a solicitation, recommendation or advice to any person to participate, pursue or support a particular course of action or transaction, to purchase or sell any security, or to make any investment decision.
- By receiving this document, the recipient shall be deemed to have acknowledged and agreed to the terms of these limitations.
- This document may contain capitalized terms that are not defined herein, or may contain terms that are discussed in other documents or that are commonly understood. You should make no assumptions about the meaning of capitalized terms that are not defined, and you should consult with advisors of AAFAF should clarification be required.

Glossary

Term	Definition
ACAA	- Automobile Accident Compensation Administration, or Administración de Compensaciones por Accidentes de Automoviles, is a component unit of the Commonwealth of Puerto Rico.
Act 154	- Act 154 means Act No. 154-2010, which, inter alia, imposes a temporary excise tax on the acquisition by multinationals of certain property manufactured or produced in whole or in part in Puerto Rico and on the acquisition of certain manufacturing services carried out in Puerto Rico. The Act 154 temporary excise tax expires on December 31, 2027.
AFI / PRIFA	- Infrastructure Financing Authority.
ASC	- Compulsory Liability Insurance, private insurance company.
ASES	- Puerto Rico Health Insurance Administration, a public corporation and component unit of the Commonwealth of Puerto Rico.
CINE	- Puerto Rico Cinema Fund, a recipient of certain assigned sales and use tax revenues.
COFINA	- Puerto Rico Sales Tax Financing Corporation.
Deferred General Fund Receipts	- Revenues pertaining to Fiscal Year 2020, such as individual and corporate income taxes, that are collected in subsequent fiscal years due to various executive orders and tax extensions in response to the COVID-19 pandemic.
DTPR	- Department of the Treasury of Puerto Rico.
DTPR Collection System	- This is the software system that DTPR uses for collections.
FAM	- Municipal Fund Administration, a recipient of certain assigned sales and use tax revenues.
General Fund Collections	- All gross tax collections received and deposited into the TSA from all Hacienda Collection Posts, through the Hacienda Colecturia Virtual (online), and/or SURI, as well as certain pass-through collections and others.
General Fund	- General Fund (Operating Fund) means the Commonwealth principal operating fund; disbursements from such fund are generally approved through the Commonwealth's annual budgeting process.
Gross Payroll	- Gross Payroll is equal to the sum of: (i) Net Payroll from the DTPR RHUM system; (ii) Other Payroll and (iii) Cash outlays for wage garnishments by Agency.
HTA	- Puerto Rico Highways and Transportation Authority, a public corporation and a component unit of the Commonwealth of Puerto Rico.
Liquidity Plan (LP)	- The Liquidity Plan is the translation of the Certified Fiscal Plan ("CFP") and Certified Budget ("Budget") into a cash flow projection. The TSA Liquidity Plan encompasses all cash flow activity within the TSA. Certain cash flow activity is contemplated in the CFP and Budget, but occurs outside the TSA. Cash flow bridges from the TSA to the CFP and Budget have been included to facilitate comparison.
Liquidity Plan Reforecast (RF or "Reforecast")	- The TSA Liquidity Plan Reforecast accounts for the re-certified FY22 budget and fiscal plan which account for upward revised revenue projections, Plan related disbursements, and other budgetary changes.
NAP	- NAP, or the Nutrition Assistance Program, also known as PAN, or Programa de Asistencia Nutricional is a federal assistance nutritional program provided by the United States Department of Agriculture (USDA) solely to Puerto Rico.
Other Payroll	- Other Payroll expenses relate to employee withholdings, social security, insurance, and other deductions.
Other State Collections	- Inflows related to various Health Department programs, the State Insurance Fund, the Commissioner of Financial Institutions, interest earned on TSA bank accounts and others.
PayGo	- PayGo - Puerto Rico pension system that is funded through a pay-as-you-go system. Retirement benefits expenses of government employers are paid by the central government and reimbursed by the employers, with such funds received by the TSA.
Plan of Adjustment ("Plan")	- Plan to adjust the liabilities for the Commonwealth of Puerto Rico, the Puerto Rico Public Building Authority, and Employee Retirement System of the Government of Puerto Rico confirmed on 1/18/22 by the US District Court for the District of Puerto Rico under PROMESA.
PREPA	- Puerto Rico Electric Power Authority, a public corporation and a component unit of the Commonwealth of Puerto Rico.
PRITA	- Puerto Rico Integrated Transport Authority, a public corporation and component unit of the Commonwealth of Puerto Rico.
PSTBA	- The PSTBA is an amount established under Act 91-2006, as amended, and the Sales Tax Revenue Bond Resolution, as amended and restated on June 10, 2009 (the "Bond Resolution"), that currently must be received by COFINA from 5.5% of the SUT before the Commonwealth can receive any of the other 5.5% SUT.
Public Corporation	- Public corporations are governmental authorities with autonomous structure separate from the central government administration and with independent treasury functions.
RHUM System	- This is the software system that DTPR uses for payroll.
SIFC	- State Insurance Fund Corporation, a public corporation and a component unit of the Commonwealth of Puerto Rico.
Special Revenue Receipts	- Collections made by central government agencies at collection posts for services rendered by the agencies as well as fees, licenses, permits, fines and others.
SURI	- Sistema Unificada de Rentas Internas is the new digital tool of the Department of the Treasury that will allow integration and streamlining of the administration of taxes and revenues and eliminate the complexity of the current systems for the benefit of the Treasury and the taxpayers.
Sweep Account Transfers	- Transfers of Fiscal Year 2020 collections in the SURI sweep account to the TSA during Fiscal Year 2021. The closing balance of the sweep account on June 30, 2020, was \$1,024 million.
TSA	- Treasury Single Account, the Commonwealth's main operational bank account (concentration account) in which a majority of receipts from Governmental funds are deposited and from which most expenses are disbursed. TSA receipts include tax collections, charges for services, intergovernmental collections, the proceeds of short and long-term debt issuances and amounts held in custody by the Secretary of the Treasury for the benefit of the Commonwealth's fiduciary funds. Only a portion of the revenues received by the TSA is included in the annual General Fund budget presented to the Puerto Rico Legislative Assembly for approval. Other revenues are separately assigned by law to certain agencies or public corporations but still flow through the TSA.

Introduction

- Enclosed is the weekly Treasury Single Account ("TSA") cash flow report and supporting schedules with weekly YTD FY2022 actual results compared to the FY2022 Liquidity Plan Reforecast ("RF") and FY2021 actual results.
- TSA is the Commonwealth's main operational bank account (concentration account) in which a majority of receipts from Governmental funds are deposited and from which most expenses are disbursed.
- Receipts in the TSA include tax collections (including revenues assigned to certain public corporations and pledged for the payment of their debt service), charges for services, intergovernmental collections (such as reimbursements from Federal assistance grants), the proceeds of short and long-term debt issuances held in custody by the Secretary of Treasury for the benefit of the Government fiduciary funds, and other receipts. Only a portion of the revenues received by the TSA is included in the annual General Fund budget presented to the Puerto Rico Legislative Assembly for approval. Other revenues are separately assigned by law to certain agencies or public corporations but still flow through the TSA.
- Disbursements from the TSA include payroll and related costs, vendor and operational disbursements (including those reimbursed by Federal assistance grants and funded from Special Revenue Funds), welfare expenditures, capital outlays, debt service payments, required budgetary formulas and appropriation payments, pass-through payments of pledged revenues to certain public corporations, tax refunds, payments of current pension benefits and other disbursements.
- Federal funds related to disaster relief for hurricanes Irma and Maria are deposited in a separate bank account overseen by the Government Authorized Representative ("GAR"). Funds may be transferred to the TSA either: (i) after admissible disbursements (per approved Project Worksheets) have been made or (ii) once supporting documentation for an accrual or related expense are provided to and approved by FEMA. Therefore, FEMA funding may also be received in advance of actual cash disbursement, as payments to vendors may occur subsequent to when the corresponding services are rendered / expenses are recorded.
- Data limitations and commentary:
The government has focused on cash transaction information for which access to reliable, timely, and detailed data is readily available. The government continues to work with DTPR and other parties to access additional reliable data that would help to provide additional detail in the future.

Puerto Rico Department of Treasury | AAFAF

Executive Summary - TSA Cash Flow Actual Results

(figures in Millions)

Bank Cash Position	Weekly Cash Flow	YTD Net Cash Flow	YTD Actual vs RF Variance
\$6,735	\$261	(\$4,935)	\$1,292

Bridge from FY22 Liquidity Plan Reforecast projected TSA Cash Balance to actual FY22 TSA Cash Balance as of May 20, 2022

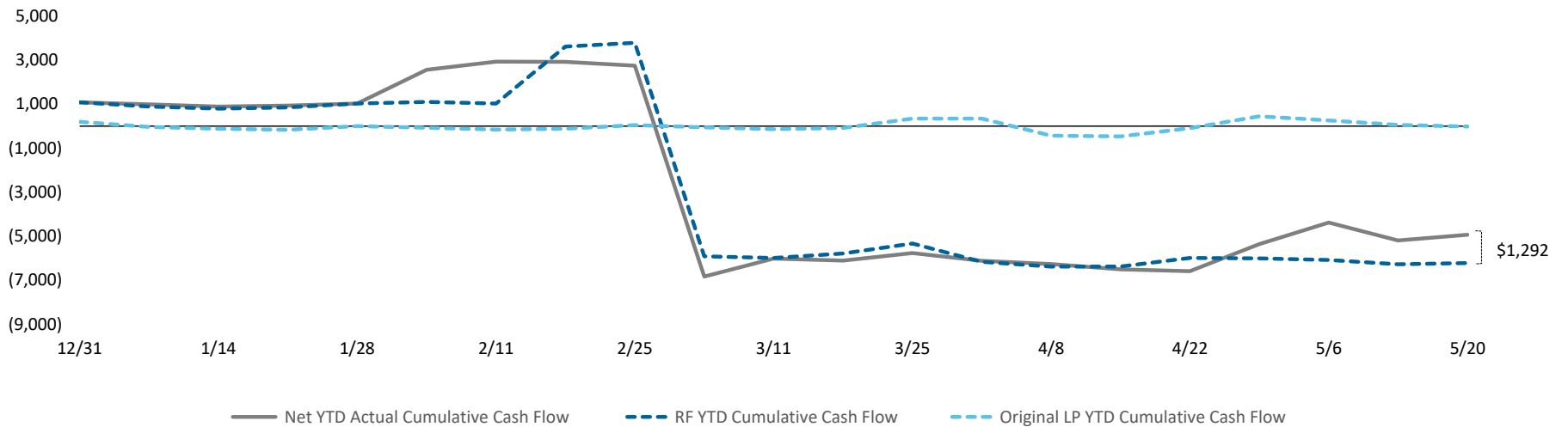
Cash Flow line item	Variance Bridge (\$M)	Comments
Liquidity Plan Reforecast Projected Cash Balance 5/20/22:	\$ 5,443	<p>1. State collections are ahead of plan. General fund collections drive \$1,043M of the positive variance. The remaining \$213M of outperformance pertains to SRF receipts, which are largely pledged to specific uses and expected to be cash flow neutral over the long term.</p> <p>2. The Liquidity Plan and TSA Reforecast projected funds for other programs, including \$400M for Broadband Infrastructure funding and \$50M for the 21st Century Technical Business Education fund, would be disbursed from the TSA at the end of April 2022. These transfers have not yet occurred, though the funds remain available and are expected to be used in the future.</p> <p>3. GF Operating disbursements are \$260M lower than projected YTD. A portion of the unspent balance from the FY22 GF budget at year-end may be carried over and used early next fiscal year.</p> <p>4. The RF projected various custody account and other transfers from the TSA through the date of this report, several of which have not been made, including new parametric insurance, UHC Increase per union agreement, a portion of funds for PREPA Mobility Plan payroll, and others. Variances in these categories may reverse by year-end.</p> <p>5. On April 27, 2002, ASES returned \$102M of GF revenue to the TSA in accordance with the FY22 ASES budget. The GF contribution to the FY22 ASES budget was reduced as a result of increased federal Medicaid funding. No further GF transfers to ASES have been made since this return.</p> <p>6. Negative YTD variance is driven by: (i) temporary timing variances that will unwind by year-end; and (ii) federally-funded work credits not contemplated in the initial FY2022 Certified Budget. Disbursements related to these credits will be reimbursed with federal dollars and are expected to be net cash flow neutral over time.</p>
1 State Collections	1,256	
2 Other Programs	450	
3 GF Operating Disbursements	260	
4 Custody Account Transfers	141	
5 ASES Return to GF	114	
6 Tax Credits & Refunds	(999)	
All Other	70	
Actual TSA Cash Account Balance	\$ 6,735	
Memo: Summary of Cash Balances		
TSA Operational Cash	\$ 4,713	
TSA Reserves	2,022	
<i>SURI Sweep Account Balance</i>	\$ 442	

Puerto Rico Department of Treasury | AAFAF

YTD TSA Cash Flow Summary - Actual vs RF

TSA Cumulative YTD Net Cash Flow (\$M)

RF Bank Cash Balance:	\$5,443
Actual TSA Bank Cash Balance:	\$6,735
Actual TSA + Sweep Balance:	\$7,178



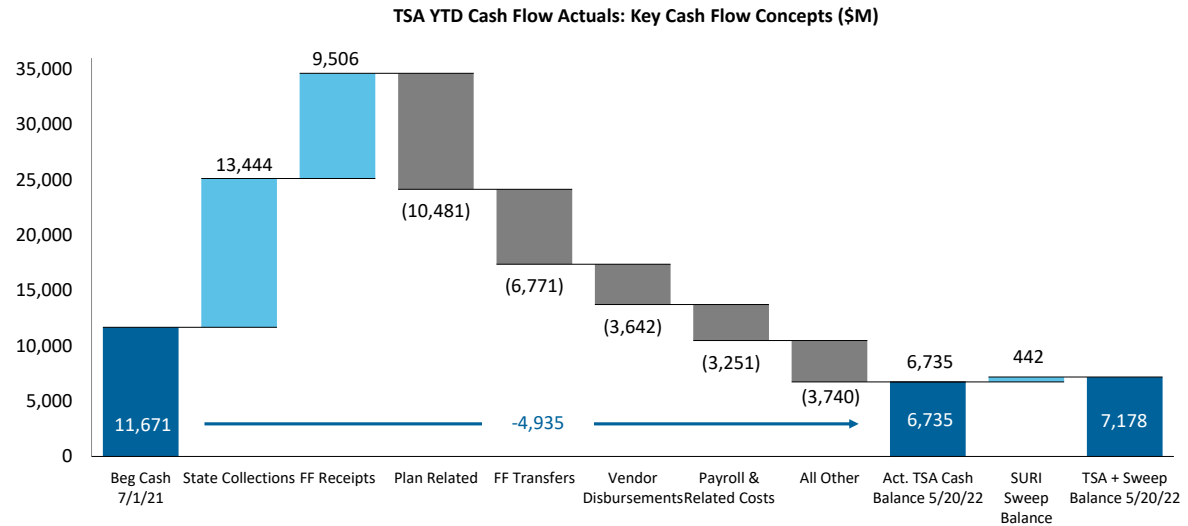
YTD Actuals vs. Liquidity Plan Reforecast

YTD net cash flow is -\$4,935M and cash flow variance to the Liquidity Plan Reforecast is \$1,292M, with various offsetting variances within.

Puerto Rico Department of Treasury | AAFAP
YTD Cash Flow Summary - TSA Cash Flow Actual Results

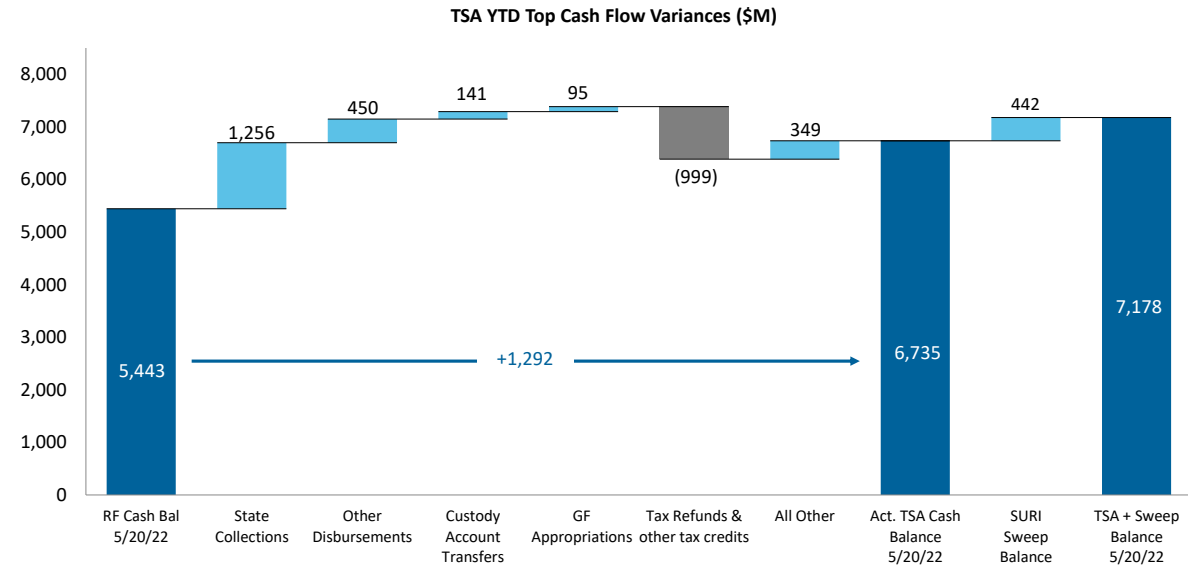
Net Cash Flow - YTD Actuals

- The primary cash driver of FY22 is strong state collections. This is partially offset by \$10.5B of Plan-related disbursements. Federal Fund inflows of \$9,506M represent 37% of YTD inflows, but are largely offset by Federal Fund disbursements, with YTD net surplus of \$336M (Refer to page 13 for additional detail).



Net Cash Flow YTD Variance - LP vs. Actual

- Continuing strong collections drive YTD cash flow variance. This is offset by greater than projected tax refunds and credits, as well as negative timing variances related to Plan disbursements. A significant portion of incremental tax refunds and credits relates to federal programs and will be reimbursed to the TSA.



Puerto Rico Department of Treasury | AAFAF

TSA Cash Flow Actual Results for the Week Ended May 20, 2022

	FY22 Actual	FY22 RF	Variance	FY22 Actual	FY22 RF	Variance	FY22 LP	FY21 Actual
(figures in Millions)	5/20	5/20	5/20	YTD	YTD	YTD FY22 vs YTD FY22 RF	YTD	YTD (a)
State Collections								
1 General fund collections (b)	\$356	\$177	\$178	\$12,219	\$11,176	\$1,043	\$10,282	\$10,648
2 Other fund revenues & Pass-throughs (c)	3	0	3	199	120	79	136	227
3 Special Revenue receipts	8	4	4	446	338	108	326	385
4 All Other state collections (d)	13	9	5	580	554	26	531	564
5 Sweep Account Transfers	-	-	-	-	-	-	-	1,024
6 Subtotal - State collections (e)	\$380	\$190	\$189	\$13,444	\$12,188	\$1,256	\$11,275	\$12,848
Federal Fund Receipts								
7 Medicaid	-	254	(254)	2,839	2,753	86	769	2,624
8 Nutrition Assistance Program	87	42	45	3,334	3,267	67	3,233	2,651
9 All Other Federal Programs	45	66	(22)	2,311	2,670	(359)	2,797	1,534
10 Other	-	4	(4)	1,022	724	299	157	1,255
11 Subtotal - Federal Fund receipts	\$132	\$367	(\$235)	\$9,506	\$9,414	\$92	\$6,956	\$8,064
Balance Sheet Related								
12 Paygo charge	3	5	(2)	439	471	(32)	369	486
13 Other	-	-	-	-	-	-	-	-
14 Subtotal - Other Inflows	\$3	\$5	(\$2)	\$439	\$471	(\$32)	\$369	\$486
Plan of Adjustment Related								
15 CW Intragovernmental Transfers (f)	-	-	-	2,176	2,536	(360)	-	-
16 Other	-	-	-	243	-	243	-	-
17 Subtotal - Plan Inflows	-	-	-	\$2,419	\$2,536	(\$117)	-	-
18 Total Inflows	\$515	\$562	(\$48)	\$25,808	\$24,610	\$1,198	\$18,601	\$21,398
Payroll and Related Costs (g)								
19 General fund (j)	(47)	(31)	(16)	(2,368)	(2,379)	11	(2,424)	(2,362)
20 Federal fund	(5)	(2)	(3)	(723)	(1,124)	400	(998)	(411)
21 Other State fund	(5)	(0)	(5)	(159)	(136)	(23)	(130)	(144)
22 Subtotal - Payroll and Related Costs	(\$57)	(\$34)	(\$23)	(\$3,251)	(\$3,639)	\$388	(\$3,552)	(\$2,916)
Operating Disbursements (h)								
23 General fund (j)	(27)	(41)	14	(1,306)	(1,566)	260	(1,569)	(1,510)
24 Federal fund	(36)	(53)	17	(1,676)	(1,940)	264	(1,799)	(1,767)
25 Other State fund	(22)	(11)	(12)	(660)	(608)	(53)	(618)	(602)
26 Subtotal - Vendor Disbursements	(\$86)	(\$105)	\$19	(\$3,642)	(\$4,114)	\$472	(\$3,986)	(\$3,880)
State-funded Budgetary Transfers								
27 General Fund (j)	(4)	-	(4)	(1,912)	(2,007)	95	(2,715)	(1,812)
28 Other State Fund	(3)	(4)	1	(172)	(114)	(58)	(120)	(229)
29 Subtotal - Appropriations - All Funds	(\$8)	(\$4)	(\$3)	(\$2,084)	(\$2,121)	\$37	(\$2,836)	(\$2,041)
Federal Fund Transfers								
30 Medicaid	-	(254)	254	(2,836)	(2,751)	(85)	(769)	(2,624)
31 Nutrition Assistance Program	(84)	(43)	(41)	(3,308)	(3,265)	(43)	(3,233)	(2,620)
32 All other federal fund transfers	(0)	-	(0)	(627)	(358)	(269)	(90)	(1,071)
33 Subtotal - Federal Fund Transfers	(\$84)	(\$297)	\$213	(\$6,771)	(\$6,374)	(\$397)	(\$4,092)	(\$6,315)
Other Disbursements - All Funds								
34 Retirement Contributions	(9)	(5)	(5)	(2,251)	(2,265)	15	(2,263)	(2,238)
35 Tax Refunds & other tax credits (i) (j)	(6)	(57)	51	(1,817)	(818)	(999)	(816)	(561)
36 Title III Costs	(3)	(4)	1	(194)	(189)	(5)	(179)	(134)
37 State Cost Share	-	-	-	-	-	-	-	(40)
38 Milestone Transfers	-	-	-	-	-	-	(33)	(2)
39 Custody Account Transfers	-	-	-	(79)	(220)	141	(365)	(56)
40 Other items paid from FY22 Surplus	-	-	-	(173)	(695)	522	-	-
41 Cash Reserve	-	-	-	-	-	-	-	-
42 All Other	-	-	-	(0)	(450)	450	(500)	(76)
43 Subtotal - Other Disbursements - All Funds	(\$18)	(\$66)	\$47	(\$4,514)	(\$4,637)	\$123	(\$4,156)	(\$3,107)
Plan of Adjustment Related								
44 Disbursements to Paying Agent	-	-	-	(10,481)	(9,366)	(1,115)	-	-
45 Direct Disbursements	-	-	-	-	(587)	587	-	-
46 Subtotal - Plan Disbursements	-	-	-	(\$10,481)	(\$9,952)	(\$528)	-	-
47 Total Outflows	(\$254)	(\$506)	\$252	(\$30,743)	(\$30,837)	\$94	(\$18,622)	(\$18,259)
48 Net Operating Cash Flow	\$261	\$56	\$205	(\$4,935)	(\$6,228)	\$1,292	(\$21)	\$3,139
49 Bank Cash Position, Beginning	6,474	5,387	1,088	11,671	11,671	-	11,671	7,701
50 Bank Cash Position, Ending	\$6,735	\$5,443	\$1,292	\$6,735	\$5,443	\$1,292	\$11,649	\$10,840
Memo: Summary of Accounts								
Operational	\$4,713							
Reserves (k)	2,022							
Total Bank Cash Position	\$6,735							

Note: Refer to the next page for footnote reference descriptions.

Puerto Rico Department of Treasury | AAFAF
FY22 TSA Cash Flow Actual Results - Footnotes

Footnotes:

- (a) Represents FY2021 actual results through May 21, 2021.
- (b) Represents gross tax collections received and deposited from all Hacienda Collection Posts, through the Hacienda Colecturia Virtual (online) and/or SURI. Additionally, as of the date of this report, the "General Fund Collections" line item includes unreconciled collections due to DTPR transition to collecting various gross tax receipts through the new SURI system. The transition from the Hacienda Colecturia collections system to SURI is ongoing and as such, revenue concept detail for the general tax SURI collections is not available at this time for the portion of collections received by the new general tax SURI account. This resulted in timing-related unreconciled gross collections which will be retroactively allocated to "General Collections" as appropriate once this information becomes available.
- (c) These revenues are collected by DTPR and immediately appropriated.
- (d) Inflows related to the State Insurance Fund, the Department of Labor and Human Resources, the Commissioner of Financial Institutions, interest earned on TSA bank accounts and others. As of the date this report the TSA has received \$7.0M in interest income in FY22 from earnings on the TSA cash balance.
- (e) As of May 20, 2022, there are \$442M in collections in the SURI sweep account pending reconciliation and transfer to the TSA.
- (f) Transfer of Government cash balances previously held outside of the TSA into a segregated TSA Plan account. These funds are being accumulated pursuant to the Plan for disbursement on, or after, the Plan effective date.
- (g) Represents total gross payroll. Gross payroll includes net payroll disbursed to government employees, cash transfers to the Police Department for payroll costs, and other payroll related costs (employee withholdings, social security, insurance, and other
- (h) Includes payments to third-party vendors as well as intergovernmental payments to agencies with separate Treasuries.
- (i) Includes Federally Funded Employee Retention Credits.
- (j) These line items include transfers out of the TSA related to the COVID-19 Emergency Measures Support Package. Total TSA outflows related to the COVID-19 Emergency Measures Support Package are approximately \$534M as of May 20, 2022. Of this amount, \$459M was disbursed in FY2020, \$75M in FY2021, and \$562k in FY2022.
- (k) Funds held in segregated accounts and unavailable for ordinary-course Commonwealth operations. These funds include the "rainy day" reserve, funds for Plan-related payments, and the revolving Disaster Relief Fund ("DRF").

Puerto Rico Department of Treasury | AAFAF
General Fund Collections Summary

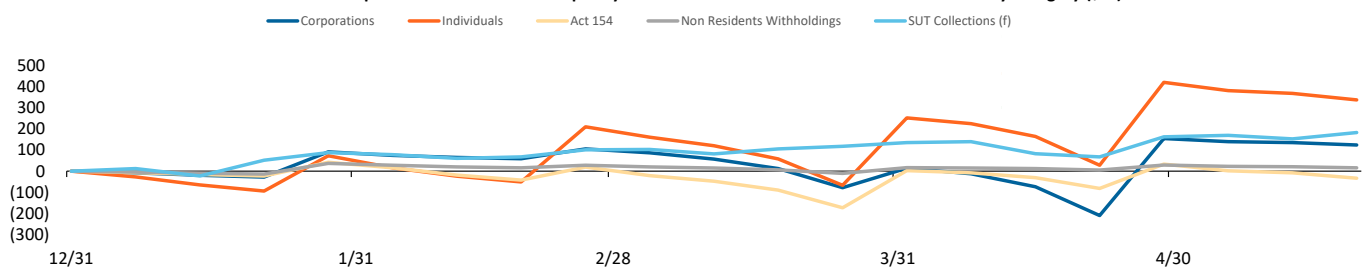
Key Takeaways / Notes

1.) Accumulated collections into TSA sweep accounts are generally transferred to the TSA with a 7-10 day lag. The process experienced delays throughout April, though regular transfers have resumed. As of the date of this report, there were \$442M in collections in the SURI sweep account pending transfer to the TSA. Typically, the Other General Fund revenue line in the table to the right includes cash receipts that have not yet been allocated to specific concepts. As of the date of this report, the total of unallocated collections included therein was approximately \$552M. The schedule on this page will be updated as information becomes available.

General Fund Collections Year to Date: Actual vs. Forecast (\$M)

	Actual (a) YTD 5/20	RF YTD 5/20	Var \$ YTD 5/20	Var % YTD 5/20	LP YTD 5/20
General Fund Collections					
Corporations	\$2,037	\$1,947	\$90	5%	\$1,821
Current Year Collections	2,023	1,900	123	6%	1,729
Current Year CIT for FEDE (Act 73-2008) (b)	14	47	(33)	-71%	44
FY20 Deferrals/Extensions	-	-	-	NA	48
Individuals	3,020	2,685	336	13%	2,594
Current Year Collections	3,020	2,685	336	13%	2,505
FY20 Deferrals/Extensions	-	-	-	NA	89
Partnerships	379	335	44	13%	80
Act 154	1,274	1,307	(33)	-3%	1,341
Non Residents Withholdings	424	410	15	4%	310
Current Year Collections	410	394	16	4%	300
Current Year NRW for FEDE (Act 73-2008)	14	15	(1)	-8%	10
Motor Vehicles	542	541	1	0%	456
Rum Tax (c)	269	248	21	9%	193
Alcoholic Beverages	234	240	(7)	-3%	223
Cigarettes (d)	134	157	(23)	-15%	116
HTA	383	457	(74)	-16%	466
Gasoline Taxes	114	125	(11)	-9%	119
Gas Oil and Diesel Taxes	8	15	(7)	-48%	15
Vehicle License Fees (\$15 portion)	22	27	(5)	-18%	27
Vehicle License Fees (\$25 portion)	52	87	(36)	-41%	90
Petroleum Tax	189	175	14	8%	186
Other	(1)	28	(28)	-102%	31
CRUDITA	116	133	(17)	-13%	167
Other General Fund	1,103	595	507	85%	535
Total	\$9,914	\$9,053	\$861	10%	\$8,303
SUT Collections (e)	2,306	2,123	182	9%	1,979
Current Year Collections	2,306	2,123	182	9%	1,915
FY20 Deferrals/Extensions	-	-	--	NA	64
Total General Fund Collections	\$ 12,219	\$ 11,176	\$ 1,043	9%	\$ 10,282

YTD General Fund Receipts Cumulative Variance Liquidity Plan Reforecast vs. Actual Cumulative Variance by Category (\$M)



Footnotes:

- (a) General Fund gross cash receipts by concept are approximated using net General Fund revenues adjusted for recurring monthly gross-ups and other adjustments.
- (b) Relates to income tax reserves that are subsequently passed through to PRIDCO.
- (c) Positive variance of +\$31M relates to timing of cash transfers to the TSA.
- (d) Includes some cigarette tax collections that are subsequently passed through to HTA, PRMBA and other.
- (e) SUT collections excludes PSTBA, FAM & CINE, and only includes the amounts deposited into the TSA for General Fund use.

Puerto Rico Department of Treasury | AAFAF
Other State Fund Collections Summary

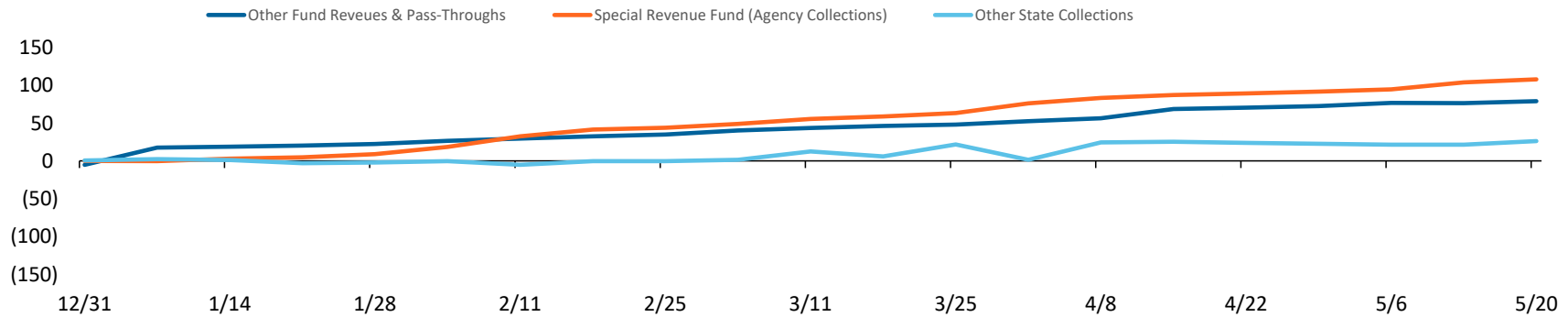
Key Takeaways / Notes

- 1.) Other state fund collections are ahead of the Liquidity Plan. Most variance is mostly assumed to be temporary due to timing, as special revenues and other collections may be received with irregular cadence.

Other State Fund Collections Year to Date: Actual vs. Forecast (\$M)

	Actual (a) YTD 5/20	RF YTD 5/20	Var \$ YTD 5/20	Var % YTD 5/20
Other State Fund Collections				
Other Fund Revenues & Pass-Throughs	\$199	\$120	\$79	66%
Electronic Lottery	55	41	14	33%
ASC Pass Through	17	15	2	13%
ACCA Pass Through	74	70	4	5%
Other	53	(7)	59	-890%
Special Revenue Fund (Agency Collections)	446	338	108	32%
Department of Education	34	22	12	55%
Department of Health	59	45	14	32%
Department of State	24	12	12	97%
All Other	328	259	69	27%
Other state collections	580	554	26	5%
Bayamón University Hospital	3	4	(1)	-28%
Adults University Hospital (UDH)	44	44	(0)	-1%
Pediatric University Hospital	16	16	1	4%
Commisioner of the Financial Institution	81	74	6	9%
Department of Housing	22	19	2	13%
Gaming Commission	186	209	(23)	-11%
All Other	230	189	41	22%
Total	\$1,225	\$1,012	\$213	21%

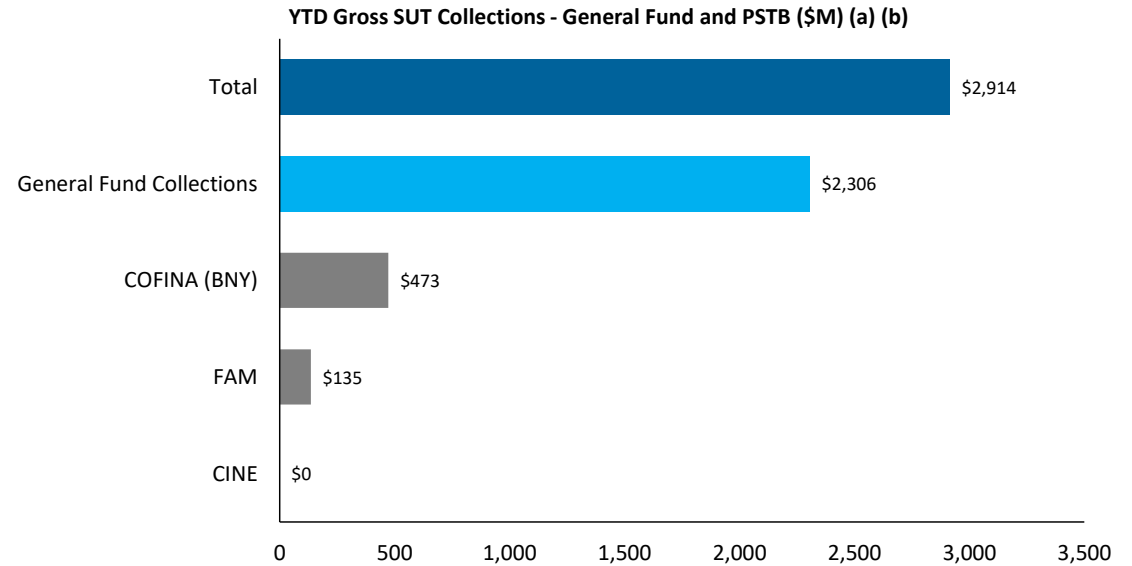
YTD Other State Fund Receipts Cumulative Variance Liquidity Plan Reforecast vs. Actual Cumulative Variance by Category (\$M) (a)



Puerto Rico Department of Treasury | AAFAF
Sales and Use Tax Collections Summary

Key Takeaways / Notes

- 1.) The proceeds from the Puerto Rico 10.5% SUT rate are allocated as follows: Of the 10.5%, 5.5% is deposited into a COFINA BNY Mellon account until the PSTBA cap is reached, and 4.5% is deposited into the General Fund. The remaining 0.5% is remitted to FAM. The PSTBA cap for FY22 is \$473 million.



Footnotes

- (a) This schedule reflects gross cash activity and is subject to revision based on periodic reconciliations and accounting adjustments.
- (b) As of May 20, 2022 there is \$46M in SUT collected pending verification and allocation. The verification process includes matching receipts with the appropriate returns and reconciling government account information. Once this process is complete, SUT funds are distributed in accordance with the COFINA Plan of Adjustment based on the ownership of funds and otherwise based on the limits on distributions established therein.

Puerto Rico Department of Treasury | AAFAF
Federal Funds Net Cash Flow Summary (a)(b)

Key Takeaways / Notes

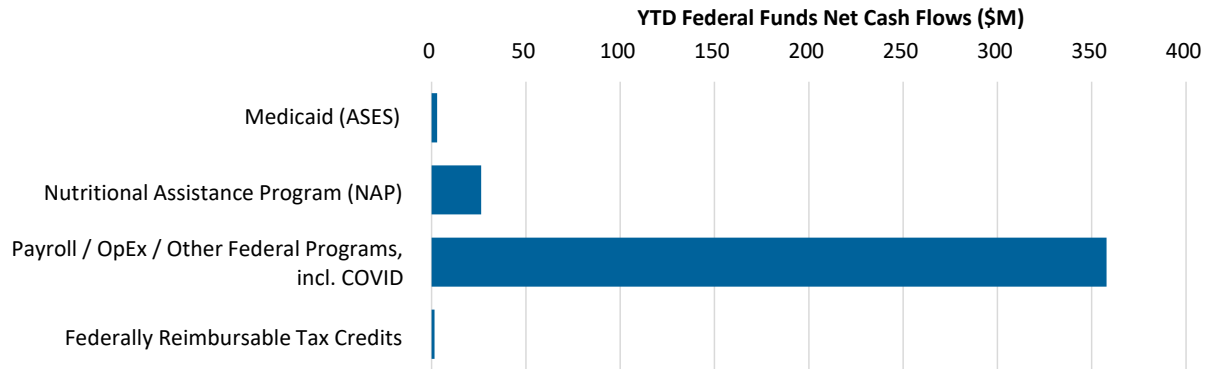
- 1.) Receipts for the Nutritional Assistance Program (NAP) and Medicaid (ASES Pass-through) are received in advance of the subsequent pass through disbursements. Federal Funds received for Payroll and Vendor Payments are typically reimbursed following disbursement. Currently, there may be temporary surplus / (deficit) due timing differences relating to prior year carryover. Puerto Rico received \$2.24 billion from the Coronavirus Relief Fund (CRF) established under the CARES Act and \$2.5 billion of federal Coronavirus State & Local Fiscal Recovery funds (CSFRF). These funds are held in a separate account outside of TSA. Some of the measures funded by the accounts are initially paid out through TSA, and later reimbursed from the respective external account. On December 15, 2021, the TSA returned \$70M related to federal Economic Incentive Payments to an external bank account. Then on May 3, 2022, the TSA received an additional \$40M in federal transfers for Economic Incentive Payments (EIP). Analysis is ongoing to determine the total amount of federal dollars the TSA will receive in FY22 for disbursements related to EIP and to which period those disbursements correspond.

Footnotes

- (a) Please note that federal fund classification as represented here is based on the fund classification at the point of transaction. Agencies regularly review cash transactions and make accounting adjustments that result in fund reclassifications.

Weekly FF Net Surplus (Deficit)	FF Inflows	FF Outflows	Net Cash Flow	RF Net Cash Flow	Variance
Medicaid (ASES)	\$ -	\$ -	\$ -	\$ -	\$ -
Nutritional Assistance Program (NAP)	87	(84)	3	(0)	4
Payroll / OpEx / Other Federal Programs, incl. COVID	45	(42)	3	15	(12)
Federally Reimbursable Tax Credits	-	-	-	-	-
Total	\$ 132	\$ (125)	\$ 6	\$ 15	\$ (8)

YTD Cumulative FF Net Surplus (Deficit)	FF Inflows	FF Outflows	Net Cash Flow	RF Net Cash Flow	Variance
Medicaid (ASES)	\$ 2,839	\$ (2,836)	\$ 3	\$ 2	\$ 1
Nutritional Assistance Program (NAP)	3,334	(3,308)	26	2	24
Payroll / OpEx / Other Federal Programs, incl. COVID	3,331	(3,027)	305	(53)	358
Federally Reimbursable Tax Credits	2	-	2	25	(23)
Total	\$ 9,506	\$ (9,170)	\$ 336	\$ (23)	\$ 359

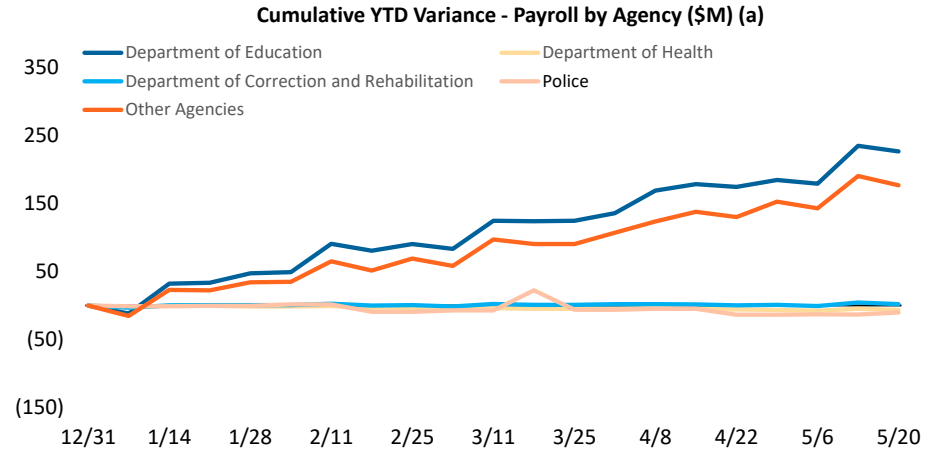


Puerto Rico Department of Treasury | AAFAF
 Payroll / Vendor Disbursements Summary

Key Takeaways / Notes : Gross Payroll

- 1.) Positive YTD payroll variance is primarily driven by lower than projected federal fund disbursements for Department of Education payroll.

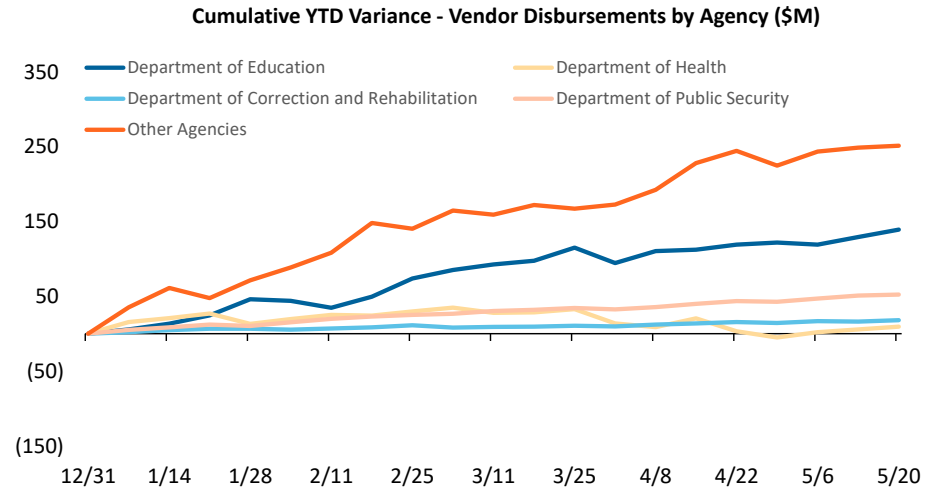
Gross Payroll (\$M) (a) (b)	YTD
Agency	Variance
Department of Education	\$ 226
Police	(10)
Department of Correction & Rehabilitation	2
Department of Health	(7)
All Other Agencies (c)	177
Total YTD Variance	\$ 388



Key Takeaways / Notes : Vendor Disbursements

- 1.) Positive overall variance is due to lower than projected spending by the Department of Education, primarily of federal funds.

Vendor Disbursements (\$M)	YTD
Agency	Variance
Department of Education	\$ 139
Department of Public Security	52
Department of Correction & Rehabilitation	18
Department of Health	9
All Other Agencies (c)	253
Total YTD Variance	\$ 472



Footnotes

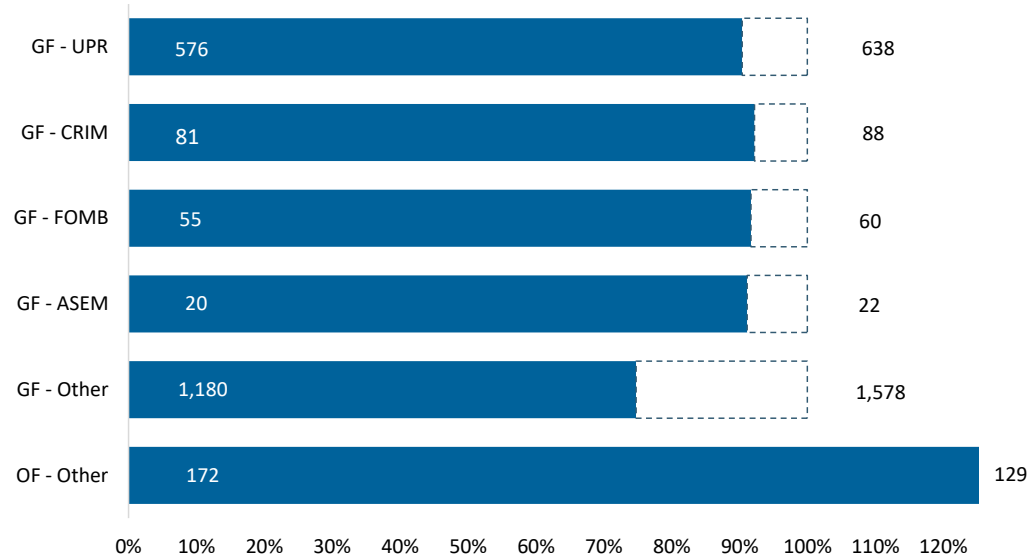
- (a) Gross Payroll is equal to the sum of: (i) Net Payroll by Agency from the DTPR RHUM system; (ii) Other Payroll and (iii) Cash outlays for wage garnishments by Agency.
- (b) Central government Christmas Bonus was funded on 12/3/2021 and it is included in payroll for the week ended 12/3. Funds for the Police bonus were transferred on 11/23.
- (c) Includes the positive variance from budgeted amounts not disbursed in H1. These amounts were not reallocated to specific agencies in the TSA Reforecast for H2.

Puerto Rico Department of Treasury | AAFAF
State Funded Budgetary Transfers Summary

Key Takeaways / Notes

- 1.) General Fund appropriations are generally executed throughout the year on a consistent basis in the first week of a given month. The amount transferred each month is usually the sum of the receiving entity's budgeted amount for FY22 divided into twelve, subject to a 2.5% holdback through the first nine months of the fiscal year, to be disbursed during the fourth quarter following reconciliation of General Fund revenues to Fiscal Plan projections and subsequent approval and authorization for release by the Oversight Board and the Director of OMB. Other General Fund transfers and Other Fund transfers require the recognition of certain revenues within DTPR accounting records prior to sending funds to a receiving entity. In December, the ASES GF budget was reduced by \$786M after additional Federal Funds became available for healthcare costs. Note the \$786M have been reappropriated to an unallocated GF capex budgetary account under the custody of OMB. On March 15, 2022, newly enacted federal legislation increased the amount of federal funding available to the Commonwealth for Medicaid, and the FY22 GF ASES budget was further reduced, driving \$114M of permanent positive variance within the "Other" GF category.

YTD FY2022 Budgeted Appropriations Executed (\$M)



Remaining Appropriation Budget (\$M)

Entity Name	Full Year		
	Actual YTD	Expectation	Remaining
GF - UPR	\$ 576	\$ 638	\$ 61
GF - CRIM	81	88	7
GF - FOMB	55	60	5
GF - ASEM	20	22	2
GF - Other	1,180	1,578	398
OF - Other	172	129	(43)
Total	\$ 2,084	\$ 2,515	\$ 430

YTD Appropriation Variance (\$M)

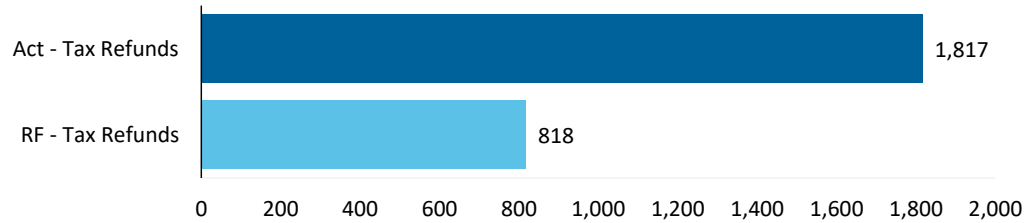
Entity Name	Liquidity Plan		
	Actual YTD	Reforecast YTD	Variance
GF - UPR	\$ 576	\$ 576	\$ (0)
GF - CRIM	81	81	(0)
GF - FOMB	55	55	(0)
GF - ASEM	20	20	0
GF - Other	1,180	1,275	95
OF - Other	172	114	(58)
Total	\$ 2,084	\$ 2,121	\$ 37

Puerto Rico Department of Treasury | AAFAF
Tax Refunds / PayGo and Pensions Summary

Key Takeaways / Notes : Tax Refunds & Credits

1.) Tax refunds include EITC distributions, refunds to individuals and seniors as well as other tax credits. Tax Refunds are \$999M ahead of projection YTD. Negative YTD variance is driven by: (i) temporary timing variances that will unwind by year-end; and (ii) federally-funded work credits not contemplated in the initial FY2022 Certified Budget. Disbursements related to these credits will be reimbursed with federal dollars and are expected to be net cash flow neutral over time.

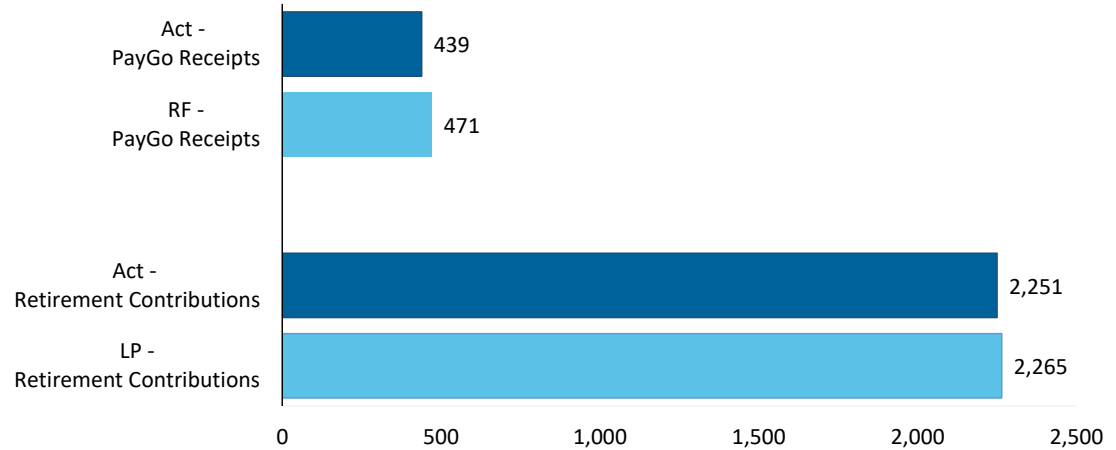
YTD Tax Refunds Disbursed (\$M)



Key Takeaways / Notes : PayGo Receipts and Retirement Contributions

1.) YTD PayGo Receipts are mainly in line with forecast. Further details on the status of PayGo can be found in the monthly PayGo Report on AAFAF's website.

YTD PayGo Receipts and Retirement Contributions (\$M)



Puerto Rico Department of Treasury | AAFAF
Plan of Adjustment TSA Transfers Summary

Key Takeaways / Notes: Intragovernmental Transfers

- 1.) In order to make distributions pursuant to the Commonwealth Plan of Adjustment and to achieve certain conditions precedent for Plan effectiveness, the Commonwealth is aggregating cash from certain agencies outside of the TSA consistent with the Oversight Board cash restriction analysis. Below reflects the funds that have been transferred into the TSA to date for this purpose.

Plan-Related Intragovernmental Transfers (\$M)

Transferring Entity Name	Actual YTD
Department of Treasury (Hacienda)	\$ 1,335
Employee Retirement System	244
Public Building Authority	62
Judiciary & Teacher Retire. Systems	52
Department of Labor	186
Office of the Court Admin.	60
DDEC	159
Other CW Entities	78
U.S. Department of Justice	243
Total	\$ 2,419

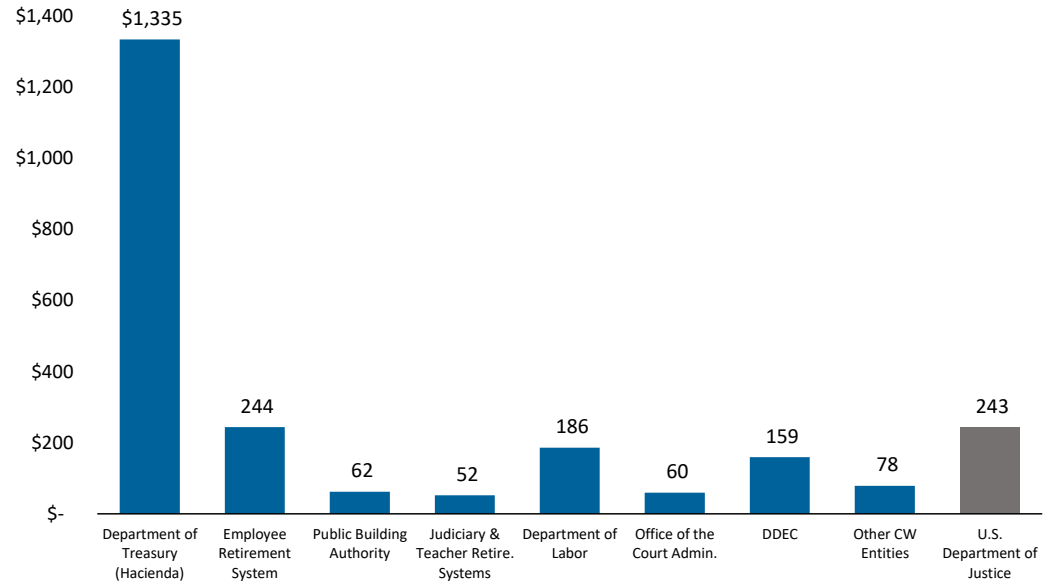
Key Takeaways / Notes: Plan Disbursements

- 1.) A total of \$10.5B has been transferred out of the TSA for Plan-related payments.

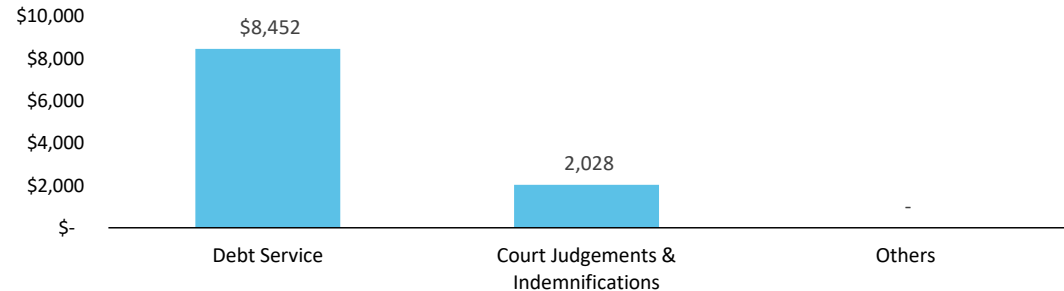
Plan-Related TSA Disbursements (\$M)

	Actual YTD
Debt Service	\$ 8,452
Court Judgements & Indemnifications	2,028
Others	-
Total	\$ 10,481

Plan-Related Intragovernmental Transfers (\$M)



Plan-Related TSA Disbursements (\$M)



Puerto Rico Department of Treasury | AAFAF

Schedule A: Central Government - Live Web Portal AP by Payee Type (a) (b)

All Agencies

(figures in \$000s)

Continues and Continued...

ID	Agency Name	3rd Party Payables	Intergovernmental Payables	Total
071	Department of Health	\$ 184,273	\$ 78,619	\$ 262,892
081	Department of Education	109,675	5,673	115,349
123	Families and Children Administration	40,268	159	40,427
045	Department of Public Security	36,439	28	36,467
271	Office of Information Technology and Communications	35,003	-	35,003
025	Hacienda (entidad interna - fines de contabilidad)	31,200	686	31,885
049	Department of Transportation and Public Works	31,301	12	31,313
122	Department of the Family	25,010	89	25,099
050	Department of Natural and Environmental Resources	19,325	62	19,387
127	Administration for Socioeconomic Development of the Family	16,422	229	16,651
038	Department of Justice	14,947	287	15,234
078	Department of Housing	13,944	131	14,075
137	Department of Correction and Rehabilitation	13,080	12	13,092
043	Puerto Rico National Guard	12,756	56	12,813
067	Department of Labor and Human Resources	11,195	0	11,195
095	Mental Health and Addiction Services Administration	10,393	40	10,433
031	General Services Administration	10,085	166	10,251
329	Socio-Economic Development Office	5,551	4,246	9,798
087	Department of Sports and Recreation	7,086	208	7,294
126	Vocational Rehabilitation Administration	6,584	11	6,595
014	Environmental Quality Board	5,500	328	5,828
024	Department of the Treasury	5,828	-	5,828
124	Child Support Administration	5,201	89	5,290
021	Emergency Management and Disaster Administration Agency	4,476	65	4,541
241	Administration for Integral Development of Childhood	3,493	921	4,413
120	Veterans Advocate Office	3,860	2	3,863
010	General Court of Justice	3,364	1	3,365
311	Gaming Commission	3,268	6	3,274
055	Department of Agriculture	2,764	0	2,764
015	Office of the Governor	2,179	25	2,204
028	Commonwealth Election Commission	2,165	-	2,165
022	Office of the Commissioner of Insurance	2,071	-	2,071
133	Natural Resources Administration	1,879	149	2,028
023	Department of State	1,785	-	1,785
016	Office of Management and Budget	1,506	3	1,508

Puerto Rico Department of Treasury | AAFAF

Schedule A: Central Government - Live Web Portal AP by Payee Type (a) (b)

All Agencies

(figures in \$000s)

Continues and Continued...

ID	Agency Name	3rd Party Payables	Intergovernmental Payables	Total
290	State Energy Office of Public Policy	1,342	-	1,342
105	Industrial Commission	1,075	191	1,266
096	Women's Advocate Office	1,113	-	1,113
152	Elderly and Retired People Advocate Office	1,102	0	1,102
189	Institute of Forensic Sciences	1,089	1	1,089
040	Puerto Rico Police	1,062	13	1,074
298	Public Service Regulatory Board	907	0	907
018	Planning Board	769	1	769
273	Permit Management Office	733	-	733
220	Correctional Health	664	-	664
266	Office of Public Security Affairs	550	16	566
026	Special Appropriations for the Central Government Retirement System	564	-	564
035	Industrial Tax Exemption Office	564	-	564
208	Contributions to Municipalities	-	500	500
272	Office of the Inspector General of the Government of Puerto Rico	481	-	481
075	Office of the Financial Institutions Commissioner	464	-	464
242	PPD Central Committee	427	-	427
141	Telecommunication's Regulatory Board	427	-	427
065	Public Services Commission	309	0	309
155	State Historic Preservation Office	286	4	290
089	Horse Racing Industry and Sport Administration	233	-	233
296	Com Audit Int Cred Publico	150	-	150
244	PIP Central Committee	148	-	148
069	Department of Consumer Affairs	137	2	139
243	PNP Central Committee	121	-	121
226	Joint Special Counsel on Legislative Donations	119	-	119
153	Advocacy for Persons with Disabilities of the Commonwealth of Puerto Rico	96	-	96
060	Citizen's Advocate Office (Ombudsman)	83	0	83
042	Firefighters Corps	64	-	64
	Other	338	-	338
Total		\$ 699,292	\$ 93,030	\$ 792,322

Footnotes:

- (a) Data presented above represents the Central Government live AP Web Portal repository of third party and intergovernmental invoices by agency, implemented in FY2019. The full transition to managing central government payables through the web portal is complete, however government agencies and vendors continue to analyze the information contained in this report to ensure its accuracy. Ongoing efforts with the largest agencies and their vendors to implement the appropriate processes and controls needed to realize improvements in reporting and efficiency continue as of the date of this report.
- (b) On a go-forward basis, vendors submit invoices for approval through the live AP Web Portal where they are logged electronically, matched with the appropriate purchase order or other relevant documentation, and approved / vouchered at the agency level through the online interface.

Puerto Rico Department of Treasury | AAFAF

Schedule B: Central Government - Live Web Portal AP Aging (a) (b)

All Agencies

(figures in \$000s)

Continues and Continued...

ID	Agency Name	0 - 30	31 - 60	61 - 90	Over 90 days	Total
071	Department of Health	\$21,560	\$35,911	\$23,705	\$181,717	\$262,892
081	Department of Education	43,496	25,159	15,185	31,509	115,349
123	Families and Children Administration	2,233	984	943	36,268	40,427
045	Department of Public Security	7,134	513	1,064	27,756	36,467
271	Office of Information Technology and Communications	499	671	1,032	32,801	35,003
025	Hacienda (entidad interna - fines de contabilidad)	1,916	587	691	28,692	31,885
049	Department of Transportation and Public Works	3,733	2,980	893	23,707	31,313
122	Department of the Family	840	1,184	401	22,674	25,099
050	Department of Natural and Environmental Resources	1,530	3,097	880	13,880	19,387
127	Administration for Socioeconomic Development of the Family	1,882	1,230	1,036	12,503	16,651
038	Department of Justice	1,147	1,910	316	11,861	15,234
078	Department of Housing	549	484	656	12,385	14,075
137	Department of Correction and Rehabilitation	3,416	2,063	1,001	6,612	13,092
043	Puerto Rico National Guard	803	672	548	10,789	12,813
067	Department of Labor and Human Resources	1,105	1,376	1,052	7,663	11,195
095	Mental Health and Addiction Services Administration	4,170	1,636	562	4,065	10,433
031	General Services Administration	685	281	359	8,926	10,251
329	Socio-Economic Development Office	51	119	79	9,548	9,798
087	Department of Sports and Recreation	480	141	19	6,655	7,294
126	Vocational Rehabilitation Administration	852	391	513	4,839	6,595
014	Environmental Quality Board	227	374	524	4,704	5,828
024	Department of the Treasury	2,641	961	366	1,859	5,828
124	Child Support Administration	682	766	565	3,277	5,290
021	Emergency Management and Disaster Administration Agency	-	-	-	4,541	4,541
241	Administration for Integral Development of Childhood	978	655	341	2,439	4,413
120	Veterans Advocate Office	36	1	1	3,825	3,863
010	General Court of Justice	49	263	146	2,908	3,365
311	Gaming Commission	1,436	1,542	4	293	3,274
055	Department of Agriculture	36	516	313	1,899	2,764
015	Office of the Governor	131	74	22	1,978	2,204
028	Commonwealth Election Commission	152	208	59	1,746	2,165
022	Office of the Commissioner of Insurance	67	51	46	1,908	2,071
133	Natural Resources Administration	-	-	-	2,028	2,028
023	Department of State	932	124	129	600	1,785
016	Office of Management and Budget	252	245	98	913	1,508

Puerto Rico Department of Treasury | AAFAF

Schedule B: Central Government - Live Web Portal AP Aging (a) (b)

All Agencies

(figures in \$000s)

Continues and Continued...

ID	Agency Name	0 - 30	31 - 60	61 - 90	Over 90 days	Total days
290	State Energy Office of Public Policy	82	62	17	1,180	1,342
105	Industrial Commission	137	36	31	1,062	1,266
096	Women's Advocate Office	643	31	1	440	1,113
152	Elderly and Retired People Advocate Office	205	107	195	595	1,102
189	Institute of Forensic Sciences	255	18	18	798	1,089
040	Puerto Rico Police	-	-	-	1,074	1,074
298	Public Service Regulatory Board	112	52	25	718	907
018	Planning Board	215	303	10	241	769
273	Permit Management Office	8	160	16	549	733
220	Correctional Health	10	11	1	642	664
266	Office of Public Security Affairs	20	2	27	517	566
026	Special Appropriations for the Central Government Retirement System	20	2	4	537	564
035	Industrial Tax Exemption Office	0	0	2	561	564
208	Contributions to Municipalities	-	500	-	-	500
272	Office of the Inspector General of the Government of Puerto Rico	12	17	10	443	481
075	Office of the Financial Institutions Commissioner	28	9	1	425	464
242	PPD Central Committee	-	-	-	427	427
141	Telecommunication's Regulatory Board	-	-	-	427	427
065	Public Services Commission	3	3	-	302	309
155	State Historic Preservation Office	14	2	3	271	290
089	Horse Racing Industry and Sport Administration	-	-	-	233	233
296	Com Audit Int Cred Publico	-	-	-	150	150
244	PIP Central Committee	-	-	-	148	148
069	Department of Consumer Affairs	44	8	7	80	139
243	PNP Central Committee	-	-	-	121	121
226	Joint Special Counsel on Legislative Donations	0	3	4	111	119
153	Advocacy for Persons with Disabilities of the Commonwealth of Puerto Rico	5	5	4	83	96
060	Citizen's Advocate Office (Ombudsman)	19	4	0	61	83
042	Firefighters Corps	-	-	-	64	64
	Other	98	35	10	196	338
Total		\$ 107,627	\$ 88,536	\$ 53,933	\$ 542,226	\$ 792,322

Footnotes:

- (a) Data presented above represents the Central Government live AP Web Portal repository of third party and intergovernmental invoices by agency, implemented in FY2019. The full transition to managing central government payables through the web portal is complete, however government agencies and vendors continue to analyze the information contained in this report to ensure its accuracy. Ongoing efforts with the largest agencies and their vendors to implement the appropriate processes and controls needed to realize improvements in reporting and efficiency continue as of the date of this report.
- (b) On a go-forward basis, vendors submit invoices for approval through the live AP Web Portal where they are logged electronically, matched with the appropriate purchase order or other relevant documentation, and approved / vouchered at the agency level through the online interface.