



GOVERNMENT OF PUERTO RICO
Department of the Treasury

*Treasury Single Account ("TSA") FY 2024 Cash Flow
As of December 29, 2023*

Disclaimer

- The Department of the Treasury of Puerto Rico (“Hacienda”), the Government of Puerto Rico (the “Government”), and each of their respective officers, directors, employees, agents, attorneys, advisors, members, partners or affiliates (collectively, with Hacienda and the Government the “Parties”) make no representation or warranty, express or implied, to any third party with respect to the information contained herein and all Parties expressly disclaim any such representations or warranties.
- The Parties do not owe or accept any duty or responsibility to any reader or recipient of this presentation, whether in contract or tort, and shall not be liable for or in respect of any loss, damage (including without limitation consequential damages or lost profits) or expense of whatsoever nature of such third party that may be caused by, or alleged to be caused by, the use of this presentation or that is otherwise consequent upon the gaining of access to this document by such third party.
- This document does not constitute an audit conducted in accordance with generally accepted auditing standards, an examination of internal controls or other attestation or review services in accordance with standards established by the American Institute of Certified Public Accountants or any other organization. Nor does this document constitute an audit of compliance with any other federal law, rule, or regulation. Accordingly, the Parties do not express an opinion or any other form of assurance on the financial statements or any financial or other information or the internal controls of the Government and the information contained herein.
- Any statements and assumptions contained in this document, whether forward-looking or historical, are not guarantees of future performance and involve certain risks, uncertainties, estimates and other assumptions made in this document. The economic and financial condition of the Government and its instrumentalities is affected by various financial, social, economic, environmental and political factors. These factors can be very complex, may vary from one fiscal year to the next and are frequently the result of actions taken or not taken, not only by the Government and its agencies and instrumentalities, but also by entities such as the government of the United States. Because of the uncertainty and unpredictability of these factors, their impact cannot be included in the assumptions contained in this document. Future events and actual results may differ materially from any estimates, projections, or statements contained herein. Nothing in this document should be considered as an express or implied commitment to do or take, or to refrain from taking, any action by Hacienda, the Government, or any government instrumentality in the Government or an admission of any fact or future event. Nothing in this document shall be considered a solicitation, recommendation or advice to any person to participate, pursue or support a particular course of action or transaction, to purchase or sell any security, or to make any investment decision.
- By receiving this document, the recipient shall be deemed to have acknowledged and agreed to the terms of these limitations.
- This document may contain capitalized terms that are not defined herein, or may contain terms that are discussed in other documents or that are commonly understood. You should make no assumptions about the meaning of capitalized terms that are not defined, and you should consult with advisors of Hacienda should clarification be required.

Glossary

Term	Definition
ACAA	- Automobile Accident Compensation Administration, or Administración de Compensaciones por Accidentes de Automoviles, is a component unit of the Commonwealth of Puerto Rico.
Act 154	- Act 154 means Act No. 154-2010, which, inter alia, imposes a temporary excise tax on the acquisition by multinationals of certain property manufactured or produced in whole or in part in Puerto Rico and on the acquisition of certain manufacturing services carried out in Puerto Rico. The Act 154 temporary excise tax expires on December 31, 2027.
AFI / PRIFA	- Infrastructure Financing Authority.
ASC	- Compulsory Liability Insurance, private insurance company.
ASES	- Puerto Rico Health Insurance Administration, a public corporation and component unit of the Commonwealth of Puerto Rico.
CINE	- Puerto Rico Cinema Fund, a recipient of certain assigned sales and use tax revenues.
COFINA	- Puerto Rico Sales Tax Financing Corporation.
DTPR	- Department of the Treasury of Puerto Rico also referred to as "Hacienda".
DTPR Collection System	- This is the software system that DTPR uses for collections.
FAM	- Municipal Fund Administration, a recipient of certain assigned sales and use tax revenues.
General Fund Collections	- All gross tax collections received and deposited into the TSA from all Hacienda Collection Posts, through the Hacienda Colecturia Virtual (online), and/or SURI, as well as certain pass-through collections and others.
General Fund	- General Fund (Operating Fund) means the Commonwealth principal operating fund; disbursements from such fund are generally approved through the Commonwealth's annual budgeting process.
Gross Payroll	- Gross Payroll is equal to the sum of: (i) Net Payroll from the DTPR RHUM system; (ii) Other Payroll and (iii) Cash outlays for wage garnishments by Agency.
HTA	- Puerto Rico Highways and Transportation Authority, a public corporation and a component unit of the Commonwealth of Puerto Rico.
Liquidity Plan (LP)	- The Liquidity Plan is the translation of the Certified Fiscal Plan ("CFP") and Certified Budget ("Budget") into a cash flow projection. The TSA Liquidity Plan encompasses all cash flow activity within the TSA. Certain cash flow activity is contemplated in the CFP and Budget, but occurs outside the TSA. Cash flow bridges from the TSA to the CFP and Budget have been included to facilitate comparison.
NAP	- NAP, or the Nutrition Assistance Program, also known as PAN, or Programa de Asistencia Nutricional is a federal assistance nutritional program provided by the United States Department of Agriculture (USDA) solely to Puerto Rico.
OMB	- The Office of Management and Budget of Puerto Rico.
Other Payroll	- Other Payroll expenses relate to employee withholdings, social security, insurance, and other deductions.
Other State Collections	- Inflows related to various Health Department programs, the State Insurance Fund, the Commissioner of Financial Institutions, interest earned on TSA bank accounts and others.
PayGo	- PayGo - Puerto Rico pension system that is funded through a pay-as-you-go system. Retirement benefits expenses of government employers are paid by the central government and reimbursed by the employers, with such funds received by the TSA.
Plan of Adjustment ("Plan")	- Plan to adjust the liabilities for the Commonwealth of Puerto Rico, the Puerto Rico Public Building Authority, and Employee Retirement System of the Government of Puerto Rico confirmed on 1/18/22 by the US District Court for the District of Puerto Rico under PROMESA.
PREPA	- Puerto Rico Electric Power Authority, a public corporation and a component unit of the Commonwealth of Puerto Rico.
PRITA	- Puerto Rico Integrated Transport Authority, a public corporation and component unit of the Commonwealth of Puerto Rico.
PSTBA	- The PSTBA is an amount established under Act 91-2006, as amended, and the Sales Tax Revenue Bond Resolution, as amended and restated on June 10, 2009 (the "Bond Resolution"), that currently must be received by COFINA from 5.5% of the SUT before the Commonwealth can receive any of the other 5.5% SUT.
Public Corporation	- Public corporations are governmental authorities with autonomous structure separate from the central government administration and with independent treasury functions.
RHUM System	- This is the software system that DTPR uses for payroll.
SIFC	- State Insurance Fund Corporation, a public corporation and a component unit of the Commonwealth of Puerto Rico.
Special Revenue Receipts	- Collections made by central government agencies at collection posts for services rendered by the agencies as well as fees, licenses, permits, fines and others.
SURI	- Sistema Unificado de Rentas Internas is the new digital tool of the Department of the Treasury that will allow integration and streamlining of the administration of taxes and revenues and eliminate the complexity of the current systems for the benefit of the Treasury and the taxpayers.
SURI Sweep Account Transfers	- The SURI Sweep Account balance transfers is included as part of the General Fund Collections.
TSA	- Treasury Single Account, the Commonwealth's main operational bank account (concentration account) in which a majority of receipts from Governmental funds are deposited and from which most expenses are disbursed. TSA receipts include tax collections, charges for services, intergovernmental collections, the proceeds of short and long-term debt issuances and amounts held in custody by the Secretary of the Treasury for the benefit of the Commonwealth's fiduciary funds. Only a portion of the revenues received by the TSA is included in the annual General Fund budget presented to the Puerto Rico Legislative Assembly for approval. Other revenues are separately assigned by law to certain agencies or public corporations but still flow through the TSA.

Introduction

- Enclosed is the weekly Treasury Single Account ("TSA") cash flow report and supporting schedules with weekly YTD FY2024 actual results compared to the FY2024 Liquidity Plan.
- TSA is the Commonwealth's main operational bank account (concentration account) in which a majority of receipts from Governmental funds are deposited and from which most expenses are disbursed.
- Receipts in the TSA include tax collections (including revenues assigned to certain public corporations and pledged for the payment of their debt service), charges for services, intergovernmental collections (such as reimbursements from Federal assistance grants), the proceeds of short and long-term debt issuances held in custody by the Secretary of Treasury for the benefit of the Government fiduciary funds, and other receipts. Only a portion of the revenues received by the TSA is included in the annual General Fund budget presented to the Puerto Rico Legislative Assembly for approval. Other revenues are separately assigned by law to certain agencies or public corporations but still flow through the TSA.
- Disbursements from the TSA include payroll and related costs, vendor and operational disbursements (including those reimbursed by Federal assistance grants and funded from Special Revenue Funds), welfare expenditures, capital outlays, debt service payments, required budgetary formulas and appropriation payments, pass-through payments of pledged revenues to certain public corporations, tax refunds, payments of current pension benefits and other disbursements.
- Federal funds related to disaster relief for hurricanes Irma and Maria are deposited in a separate bank account overseen by the Government Authorized Representative ("GAR"). Funds may be transferred to the TSA either: (i) after admissible disbursements (per approved Project Worksheets) have been made or (ii) once supporting documentation for an accrual or related expense are provided to and approved by FEMA. Therefore, FEMA funding may also be received in advance of actual cash disbursement, as payments to vendors may occur subsequent to when the corresponding services are rendered / expenses are recorded.
- Data limitations and commentary:
The government has focused on cash transaction information for which access to reliable, timely, and detailed data is readily available. The government continues to work with DTPR and other parties to access additional reliable data that would help to provide additional detail in the future.

Puerto Rico Department of Treasury | Hacienda
Executive Summary - TSA Cash Flow Actual Results
(figures in Millions)

Bank Cash Position	Weekly Cash Flow	YTD Net Cash Flow	YTD Actual vs LP Variance
\$8,941	(\$1)	\$667	\$2,064

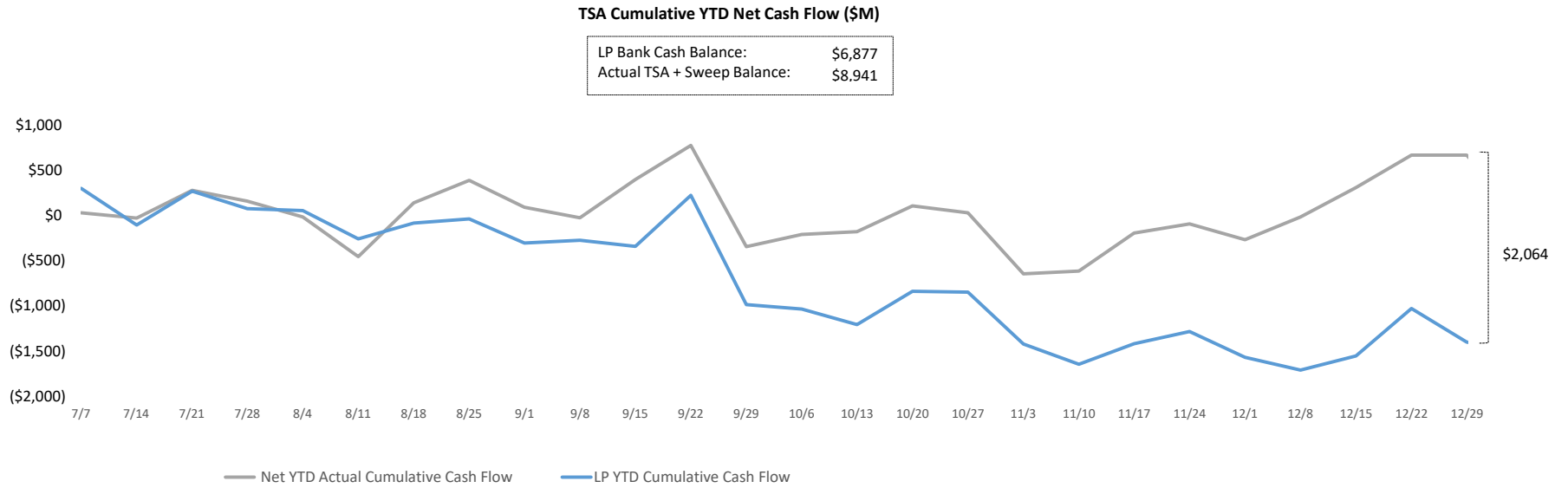
Bridge from FY24 Liquidity Plan projected TSA Cash Balance to actual FY24 TSA Cash Balance as of December 29, 2023

<u>Cash Flow line item</u>	<u>Variance Bridge (\$M)</u>	<u>Comments</u>
Liquidity Plan Projected Cash Balance 12/29/23:	\$ 6,877	1. State collections are currently higher than projected. The variance is mainly driven by General Fund Collections of \$460M and Special Revenue Funds of \$384M.
1 State Collections	844	2. The Federal Funds reimbursements are often received with a timing difference in comparison with the disbursements, causing weekly variances. The Federal Funds are currently higher than projected. The positive YTD variance is mainly driven by higher than projected receipts from All Other Federal Programs of \$141M & All Other Federal Fund Transfers related to CRF and CSLFRF of \$69M, and lower than projected payroll expenses of \$80M; partially offset by higher than projected Operating Disbursements of (\$155M)
2 Federal Fund Net Cash Flow	109	
3 Tax Credits & Refunds	432	
4 Loans and Notes Transactions	254	
5 Payroll and Related Costs	115	3. Tax Refunds and other tax credits are temporarily under projected cash flow due to timing differences.
All Other	310	4. On December 14, the Commonwealth received a loan repayment from HTA for \$353M. On December 19, DTPR disbursed (\$115M) to PREPA as part of a \$300M loan originated by DTPR on December 2023. These loan-related items were not projected and were not included in the Liquidity Plan.
Actual TSA Cash Account Balance	\$ 8,941	5. Payroll and related costs are currently lower than projected. The positive variance is driven by General Fund payroll of \$93M and Other State Fund payroll of \$24M.

Memo: Summary of Cash Balances

TSA Operational Cash	\$ 7,132
TSA Reserves	1,808
Actual TSA Cash Account Balance	\$ 8,941

Puerto Rico Department of Treasury | Hacienda
 YTD TSA Cash Flow Summary - Actual vs LP



YTD Actuals vs. Liquidity Plan

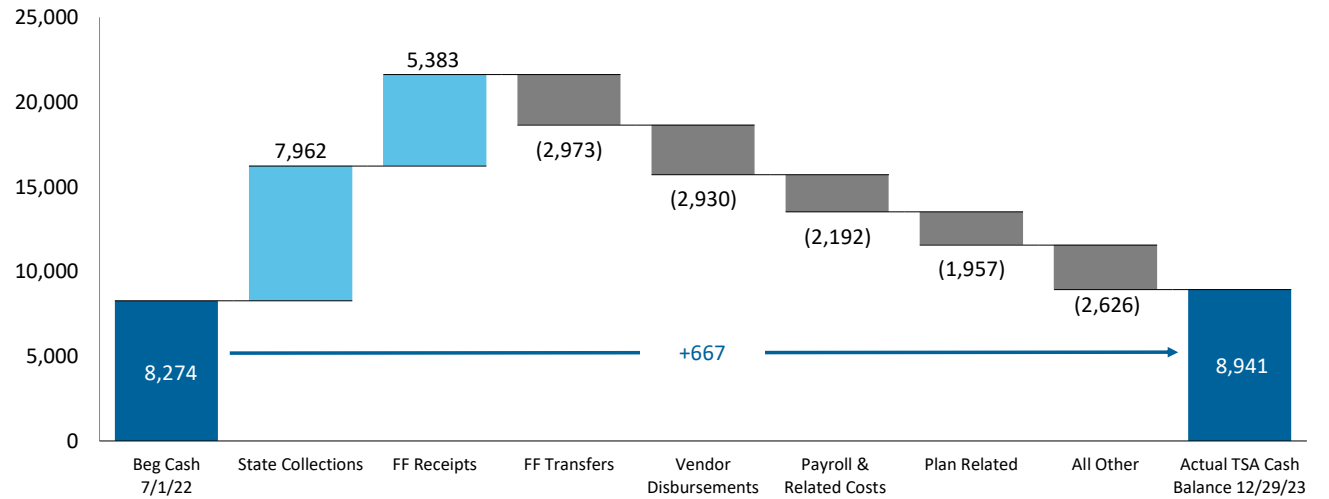
YTD net cash flow is \$667M and cash flow variance to the Liquidity Plan is \$2,064M, with various offsetting variances within.

Puerto Rico Department of Treasury | Hacienda
 YTD Cash Flow Summary - TSA Cash Flow Actual Results

Net Cash Flow - YTD Actuals

- 1) The primary cash driver of FY24 are State Collections. Federal Fund inflows of \$5,383M represent 39% of YTD inflows, but are largely offset by Federal Fund transfers, with YTD net surplus of \$117M (Refer to page 13 for additional detail).

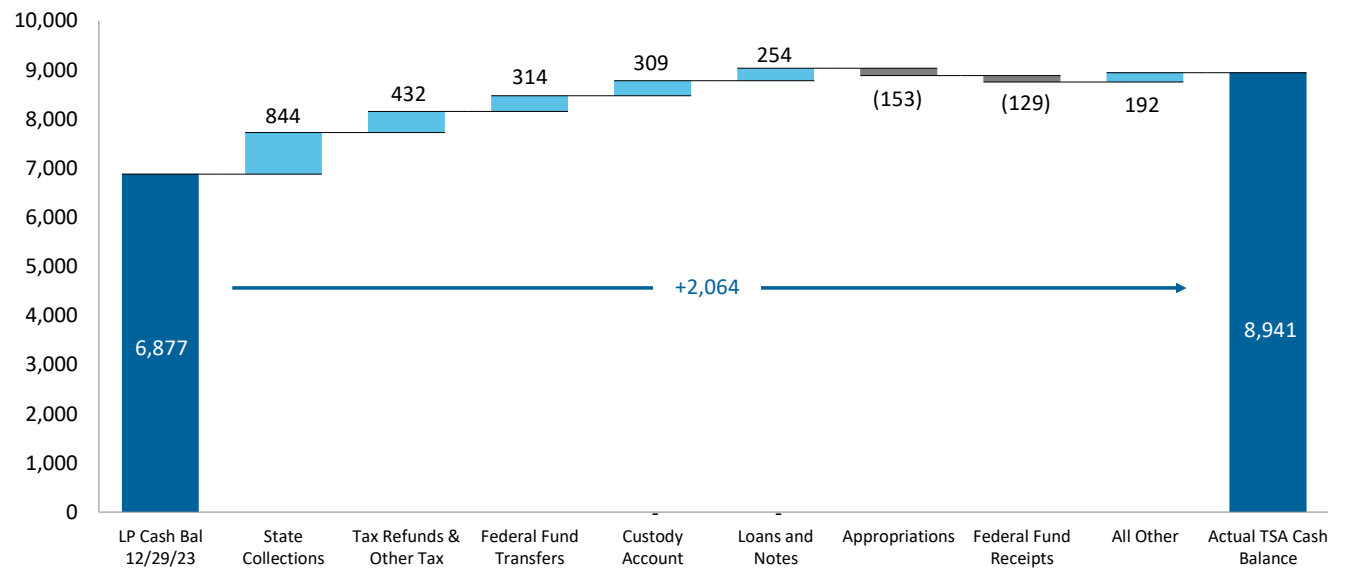
TSA YTD Cash Flow Actuals: Key Cash Flow Concepts (\$M)



Net Cash Flow YTD Variance - LP vs. Actual

- 1) State Collections, Tax Refunds & Other Tax Credits, Federal Fund Transfers, Custody Account Transfers and Loans and Notes Transactions are the main drivers of the YTD cash flow variance. This is partially offset by higher than projected Appropriations and lower than projected Federal Fund Receipts.

TSA YTD Top Cash Flow Variances (\$M)



Puerto Rico Department of Treasury | Hacienda

TSA Cash Flow Actual Results for the Week Ended December 29, 2023

	FY24 Actual 12/29	FY24 LP 12/29	Variance 12/29	FY24 Actual YTD	FY24 LP YTD	Variance YTD
<i>(figures in Millions)</i>						
State Collections						
1 General fund collections (a)	\$185	\$112	\$74	\$6,752	\$6,292	\$460
2 Other fund revenues & Pass-throughs (b)	3	3	(0)	156	175	(19)
3 Special Revenue receipts	2	4	(1)	218	224	(6)
4 All Other state collections (c)	43	30	13	836	427	409
5 Sweep Account Transfers (a)	-	-	-	-	-	-
6 Subtotal - State collections	\$233	\$148	\$85	\$7,962	\$7,118	\$844
Federal Fund Receipts						
7 Medicaid	277	696	(419)	1,146	1,719	(573)
8 Nutrition Assistance Program	55	55	(1)	1,521	1,431	90
9 All Other Federal Programs	98	76	22	2,366	2,225	141
10 Other	-	-	-	350	137	213
11 Subtotal - Federal Fund receipts	\$430	\$828	(\$397)	\$5,383	\$5,512	(\$129)
Balance Sheet Related						
12 Paygo charge	7	12	(5)	237	261	(24)
13 Other	-	-	-	-	-	-
14 Subtotal - Other Inflows	\$7	\$12	(\$5)	\$237	\$261	(\$24)
Plan of Adjustment Related						
15 CW Intragovernmental Transfers (d)	-	-	-	100	24	76
16 Other	-	-	-	-	-	-
17 Subtotal - Plan Inflows	-	-	-	\$100	\$24	\$76
18 Total Inflows	\$670	\$987	(\$317)	\$13,682	\$12,915	\$767
Payroll and Related Costs (e)						
19 General fund	(72)	(100)	28	(1,500)	(1,591)	91
20 Federal fund	(35)	(53)	18	(618)	(698)	80
21 Other State fund	(4)	(9)	5	(73)	(97)	24
22 Subtotal - Payroll and Related Costs	(\$111)	(\$162)	\$51	(\$2,192)	(\$2,386)	\$194
Operating Disbursements (f)						
23 General fund	(59)	(37)	(22)	(879)	(845)	(34)
24 Federal fund	(94)	(53)	(41)	(1,675)	(1,520)	(155)
25 Other State fund	(36)	(19)	(17)	(375)	(483)	108
26 Subtotal - Vendor Disbursements	(\$189)	(\$109)	(\$80)	(\$2,930)	(\$2,848)	(\$82)
State-funded Budgetary Transfers						
27 General Fund	(21)	(23)	2	(1,422)	(1,261)	(161)
28 Other State Fund	(3)	(11)	8	(71)	(79)	9
29 Subtotal - Appropriations - All Funds	(\$24)	(\$34)	\$10	(\$1,493)	(\$1,340)	(\$153)
Federal Fund Transfers						
30 Medicaid	(35)	(696)	661	(1,166)	(1,719)	553
31 Nutrition Assistance Program	(50)	(45)	(5)	(1,527)	(1,431)	(96)
32 All other federal fund transfers	(1)	-	(1)	(281)	(137)	(144)
33 Subtotal - Federal Fund Transfers	(\$86)	(\$742)	\$655	(\$2,973)	(\$3,287)	\$314
Other Disbursements - All Funds						
34 Retirement Contributions	(97)	(99)	2	(1,320)	(1,311)	(9)
35 Tax Refunds & other tax credits (g)	(1)	(29)	28	(286)	(718)	432
36 Title III Costs	(0)	(0)	(0)	(103)	(61)	(41)
37 State Cost Share	-	-	-	-	-	-
38 Milestone Transfers	-	(0)	0	(29)	(85)	56
39 Custody Account Transfers	-	(18)	18	(7)	(316)	309
40 Other items paid from FY23 Surplus	-	-	-	-	-	-
41 Loans and Notes Transactions (h)	-	-	-	254	-	254
42 All Other	-	-	-	20	-	20
43 Subtotal - Other Disbursements - All Funds	(\$99)	(\$147)	\$48	(\$1,471)	(\$2,491)	\$1,021
Plan of Adjustment Related						
44 Disbursements to Paying Agent	(163)	(165)	2	(1,957)	(1,959)	2
45 Direct Disbursements	-	-	-	-	-	-
46 Subtotal - Plan Disbursements	(\$163)	(\$165)	\$2	(\$1,957)	(\$1,959)	\$2
47 Total Outflows	(\$672)	(\$1,358)	\$687	(\$13,015)	(\$14,312)	\$1,297
48 Net Operating Cash Flow	(\$1)	(\$371)	\$370	\$667	(\$1,397)	2,064
49 Bank Cash Position, Beginning	8,942	7,248	1,694	8,274	8,274	(0)
50 Bank Cash Position, Ending	\$8,941	\$6,877	\$2,064	\$8,941	\$6,877	2,064
Memo: Summary of Accounts						
Operational	\$7,132					
Reserves (i)	1,808					
Total Bank Cash Position	\$8,941					

Puerto Rico Department of Treasury | Hacienda*FY24 TSA Cash Flow Actual Results - Footnotes*Footnotes:

- (a) Represents gross tax collections received and deposited from all Hacienda Collection Posts, through the Hacienda Colecturia Virtual (online) and/or SURI. Additionally, as of the date of this report, the "General Fund Collections" line item includes unreconciled collections due to DTPR transition to collecting various gross tax receipts through SURI system. The SURI Sweep Account balance transfers is included as part of the General Fund Collections.
- (b) These revenues are collected by DTPR and immediately appropriated.
- (c) Inflows related to the State Insurance Fund, the Department of Labor and Human Resources, the Commissioner of Financial Institutions, interest earned on TSA bank accounts and others. As of the date this report the TSA has received \$188.7M in interest income in FY24 from earnings on the TSA cash balance.
- (d) Transfer of CRIM portion pursuant to the POA. CRIM shall pay to the Commonwealth amounts collected by CRIM in connection with the 1.03% property tax levied pursuant to Act 83-1991 and which are due and owing to the Commonwealth.
- (e) Represents total gross payroll. Gross payroll includes net payroll disbursed to government employees, cash transfers to the Police Department for payroll costs, and other payroll related costs (employee withholdings, social security, insurance, and other
- (f) Includes payments to third-party vendors as well as intergovernmental payments to agencies with separate Treasuries.
- (g) Includes Federally Funded Employee Retention Credits.
- (h) On December 14, pursuant to Article 25 of the HTA Plan of Adjustment, the Agency has disbursed \$353M to fully repay the loan received by the Commonwealth. Additionally, On December 19, DTPR completed a first disbursement to PREPA for the amount of \$115M as part of the loan originated by the DTPR to PREPA by \$300M during December 2023. The \$115M will be use as follow: (i) \$80M to fund the PREPA Pension Obligations through the end of the third fiscal quarter of FY2024, and (ii) \$35M to fund the Rollover Reserve. These loan-related items were not projected, and as such, they were not included in the Liquidity Plan.
- (i) Funds are held in a separate bank account outside of the TSA Operational Cash . Some of these funds are not restricted, as defined by the Governmental Accounting Standard Board (GASB), but have been segregated by the Government for the service to the debt and the Disaster Relief Fund, among other purposes.

Puerto Rico Department of Treasury | Hacienda
General Fund Collections Summary

Key Takeaways / Notes

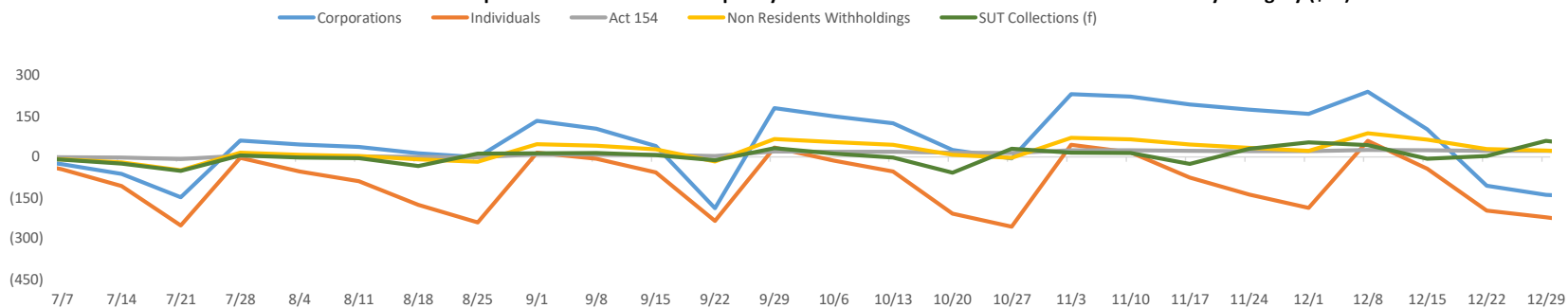
1) Accumulated collections into TSA sweep accounts are generally transferred to the TSA with a 7-10 day lag. Since May 31, 2023, the SURI Sweep Account balance was included as part of Other General Fund Collections. Typically, the Other General Fund includes cash receipts that have not yet been allocated to specific concepts. The schedule on this page will be updated as information becomes available.

In accordance with Law 53-2021, since July 2023, funds previously transferred to HTA will now be part of the General Fund Collections.

General Fund Collections Year to Date: Actual vs. Forecast (\$M)

	Actual (a) YTD 12/29	LP YTD 12/29	Var \$ YTD 12/29	Var % YTD 12/29
General Fund Collections				
Corporations	\$1,217	\$1,336	(\$119)	-9%
Individuals	1,529	1,752	(223)	-13%
Partnerships	100	201	(101)	-50%
Act 154	61	39	22	56%
Non Residents Withholdings	395	372	24	6%
Current Year Collections	390	368	22	6%
Current Year NRW for FEDE (Act 73-2008) (b)	5	4	1	40%
Motor Vehicles	305	227	79	35%
Rum Tax (c)	135	130	5	3%
Alcoholic Beverages	124	146	(22)	-15%
Cigarettes (d)	56	63	(7)	-12%
Other General Fund	1,666	921	745	81%
Total	\$5,590	\$5,188	\$401	8%
SUT Collections (e)	1,163	1,104	58	5%
Total General Fund Collections	\$ 6,752	\$ 6,292	\$ 460	7%

YTD General Fund Receipts Cumulative Variance Liquidity Plan Reforecast vs. Actual Cumulative Variance by Category (\$M)



Footnotes:

- (a) General Fund gross cash receipts by concept are approximated using net General Fund revenues adjusted for recurring monthly gross-ups and other adjustments.
- (b) Relates to income tax reserves that are subsequently passed through to PRIDCO.
- (c) Rum Tax is lower than projected cashflow.
- (d) Includes some cigarette tax collections that are subsequently passed through to HTA, PRMBA and other.
- (e) SUT collections excludes PSTBA, FAM & CINE, and only includes the amounts deposited into the TSA for General Fund use.

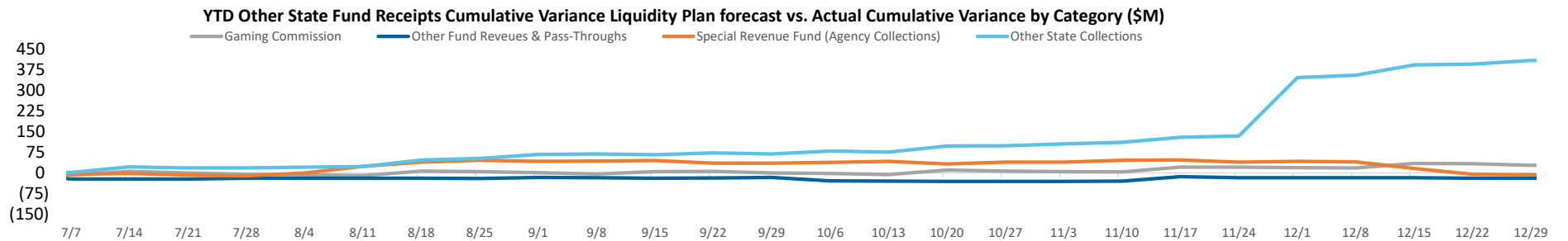
Puerto Rico Department of Treasury | Hacienda
Other State Fund Collections Summary

Key Takeaways / Notes

- 1) Other State Fund Collections are higher than projected in the Liquidity Plan. The variance in Special Revenue Fund is mainly driven by timing differences. Other state collections variance is mainly driven by funds received by taxes collected from U.S. Customs and Border Protection (CBP) of \$205M received in December 2023 and projected in January 2024. In addition, collections from Gambling Commission of the Government of Puerto Rico are \$77M higher than projected.

Other State Fund Collections Year to Date: Actual vs. Forecast (\$M)

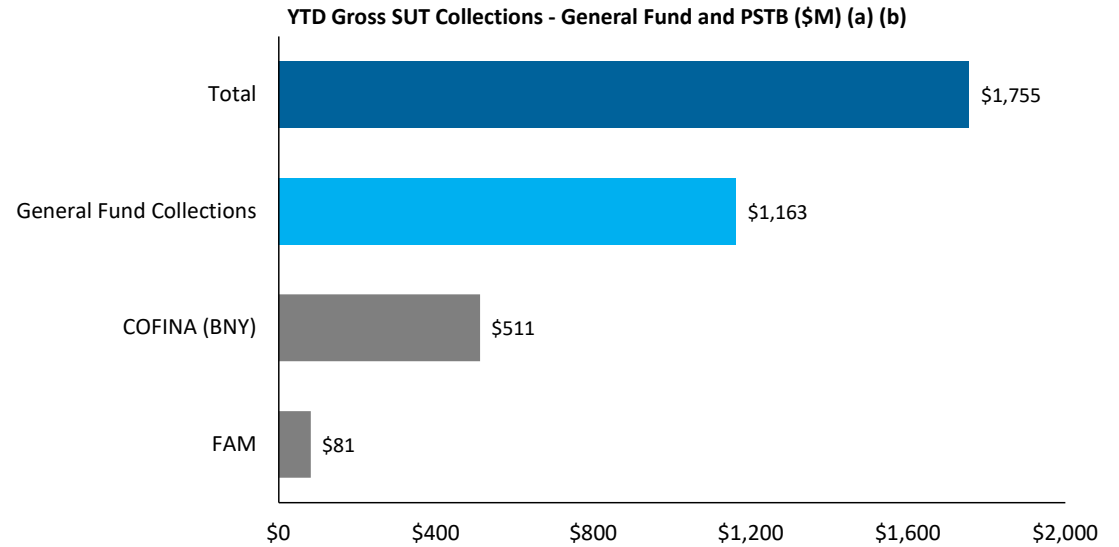
	Actual YTD 12/29	LP YTD 12/29	Var \$ YTD 12/29	Var % YTD 12/29
Other State Fund Collections				
Other Fund Revenues & Pass-Throughs	\$156	\$175	(\$19)	-11%
Electronic Lottery	66	68	(2)	-3%
ASC Pass Through	16	12	4	31%
ACCA Pass Through	42	39	3	7%
Other	33	56	(23)	-41%
Special Revenue Fund (Agency Collections)	218	224	(6)	-3%
Department of Education	2	3	(2)	-46%
Department of Health	30	39	(9)	-22%
Department of State	8	7	0	7%
All Other	178	174	4	2%
Other state collections	836	427	409	96%
Interests Income	189	160	29	18%
Gambling Commission of the Government of Puerto Rico	190	113	77	68%
Department of Housing	13	10	2	24%
Department of Health	57	47	11	23%
Office of the Commissioner of Insurance	2	3	(1)	-21%
Funds under the Custody of the Department of Treasury	14	12	2	16%
Commissioner of the Financial Institution	51	30	21	71%
All Other	320	52	268	511%
Total	\$1,210	\$826	\$384	47%



Puerto Rico Department of Treasury | Hacienda
Sales and Use Tax Collections Summary

Key Takeaways / Notes

- 1) The proceeds from the Puerto Rico 10.5% SUT rate are allocated as follows: Of the 10.5%, 5.5% is deposited into a COFINA BNY Mellon account until the PSTBA cap is reached, and 4.5% is deposited into the General Fund. The remaining 0.5% is remitted to FAM.



Footnotes

- (a) This schedule reflects gross cash activity and is subject to revision based on periodic reconciliations and accounting adjustments.
- (b) As of December 29, 2023 there is \$27M in SUT collected pending verification and allocation. The verification process includes matching receipts with the appropriate returns and reconciling government account information. Once this process is complete, SUT funds are distributed in accordance with the COFINA Plan of Adjustment based on the ownership of funds and otherwise based on the limits on distributions established therein.

Puerto Rico Department of Treasury | Hacienda
Federal Funds Net Cash Flow Summary (a)

Key Takeaways / Notes

- 1) Receipts for the Nutritional Assistance Program (NAP) and Medicaid (ASES Pass-through) are received in advance of the subsequent pass through disbursements. Federal Funds received for Payroll and Vendor Payments are typically reimbursed following disbursement. There may be temporary week to week surplus / (deficit) due to timing differences. These funds are held in a separate account outside of TSA. Some of the measures funded by the accounts are initially paid out through TSA, and later reimbursed from the respective external account.
- 2) As of the date of the report, \$350M of reimbursements related to Coronavirus Relief Fund (CRF) and Coronavirus State and Local Fiscal Recovery Funds (CSLFRF) has been received and (\$281M) was disbursed and is reported as All Other Federal Funds Transfers; with a net cash flow of \$69M.
- 3) The Federal Funds are currently higher than projected. The positive YTD variance is mainly driven by higher than projected receipts from All Other Federal Programs of \$141M & All Other Federal Fund Transfers related to CRF and CSLFRF of \$69M, and lower than projected payroll expenses of \$80M; partially offset by higher than projected Operating Disbursements of (\$155M).

Weekly FF Net Surplus (Deficit)

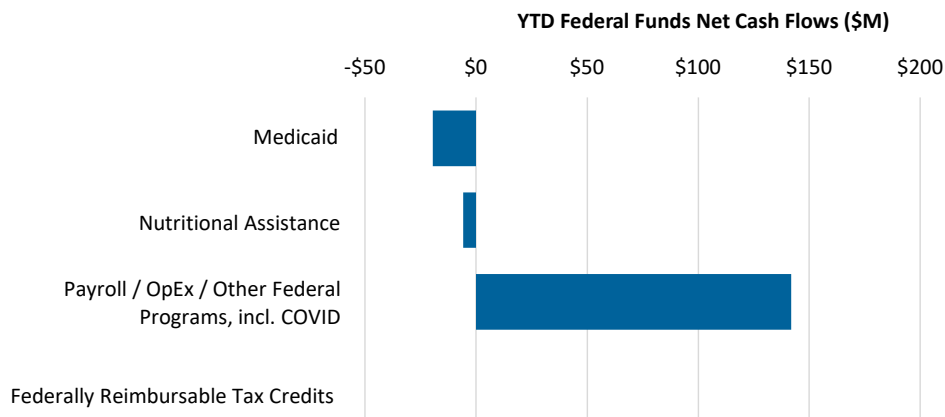
Medicaid (ASES)	Medicaid (ASES)
Nutritional Assistance Program (NAP)	Nutritional Assistance Program (NAP)
Payroll / OpEx / Other Federal Programs, incl. COVID	Payroll / OpEx / Other Federal Programs, incl. COVID
Federally Reimbursable Tax Credits	Federally Reimbursable Tax Credits
Total	Total

FF Inflows	FF Outflows	Net Cash		Variance
		Flow	LP Net Cash Flow	
\$ 277	\$ (35)	\$ 242	\$ -	\$ 242
55	(50)	5	10	(6)
98	(129)	(31)	(30)	(1)
-	-	-	-	-
\$ 430	\$ (215)	\$ 215	\$ (20)	\$ 235

YTD Cumulative FF Net Surplus (Deficit)

Medicaid (ASES)	Medicaid (ASES)
Nutritional Assistance Program (NAP)	Nutritional Assistance Program (NAP)
Payroll / OpEx / Other Federal Programs, incl. COVID	Payroll / OpEx / Other Federal Programs, incl. COVID
Federally Reimbursable Tax Credits	Federally Reimbursable Tax Credits
Total	Total

FF Inflows	FF Outflows	Net Cash		Variance
		Flow	LP Net Cash Flow	
\$ 1,146	\$ (1,166)	\$ (20)	\$ (0)	\$ (19)
1,521	(1,527)	(6)	-	(6)
2,716	(2,574)	142	8	134
-	-	-	-	-
\$ 5,383	\$ (5,266)	\$ 117	\$ 8	\$ 109



Footnotes

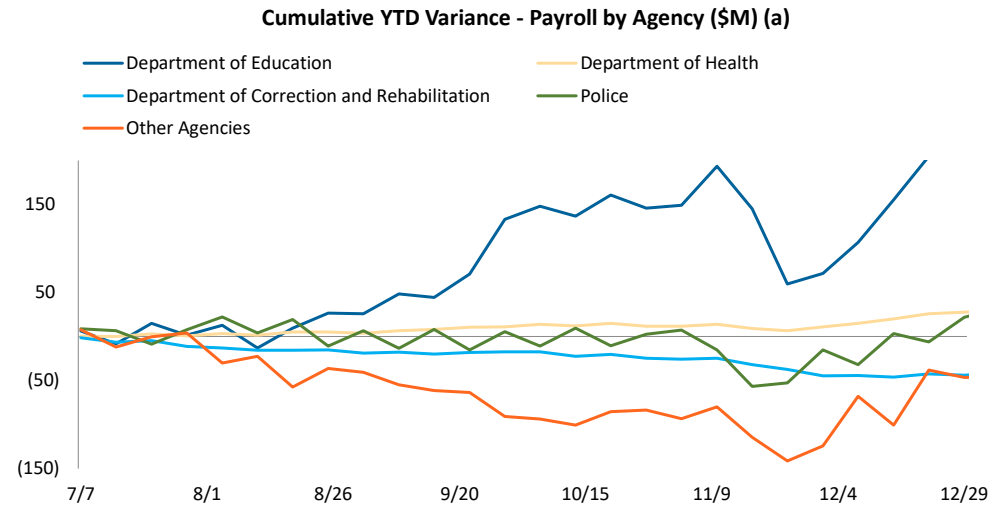
- (a) Please note that federal fund classification as represented here is based on the fund classification at the point of transaction. Agencies regularly review cash transactions and make accounting adjustments that result in fund reclassifications.

Puerto Rico Department of Treasury | Hacienda
Payroll / Vendor Disbursements Summary

Key Takeaways / Notes : Gross Payroll

- 1) Positive YTD payroll variance is primarily driven by lower than expected expenses by Department of Education and Department of Health, partially offset by higher than projected expenses by Department of Corrections & Rehabilitation and All Other Agencies.

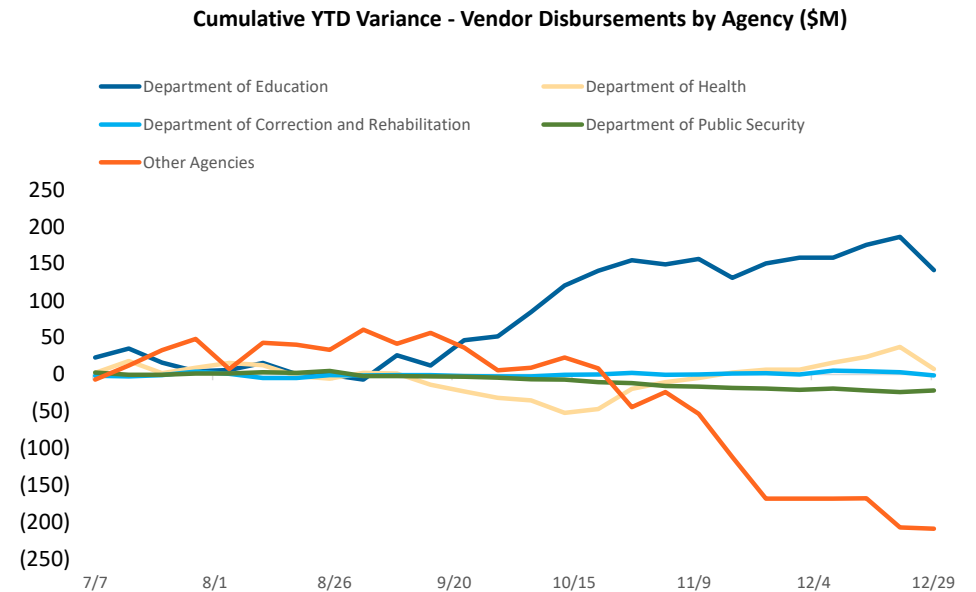
Gross Payroll (\$M) (a)	YTD Variance
Agency	
Department of Education	\$ 236
Department of Correction & Rehabilitation	(44)
Department of Health	27
Police	22
All Other Agencies	(47)
Total YTD Variance	\$ 194



Key Takeaways / Notes : Vendor Disbursements

- 1) Negative overall variance is due to higher than projected disbursements by Department of Public Security and All Other Agencies, partially offset by lower than projected expenses by the Department of Education.

Vendor Disbursements (\$M)	YTD Variance
Agency	
Department of Education	\$ 141
Department of Health	7
Department of Correction & Rehabilitation	(1)
Department of Public Security	(22)
All Other Agencies	(207)
Total YTD Variance	\$ (82)



Footnotes

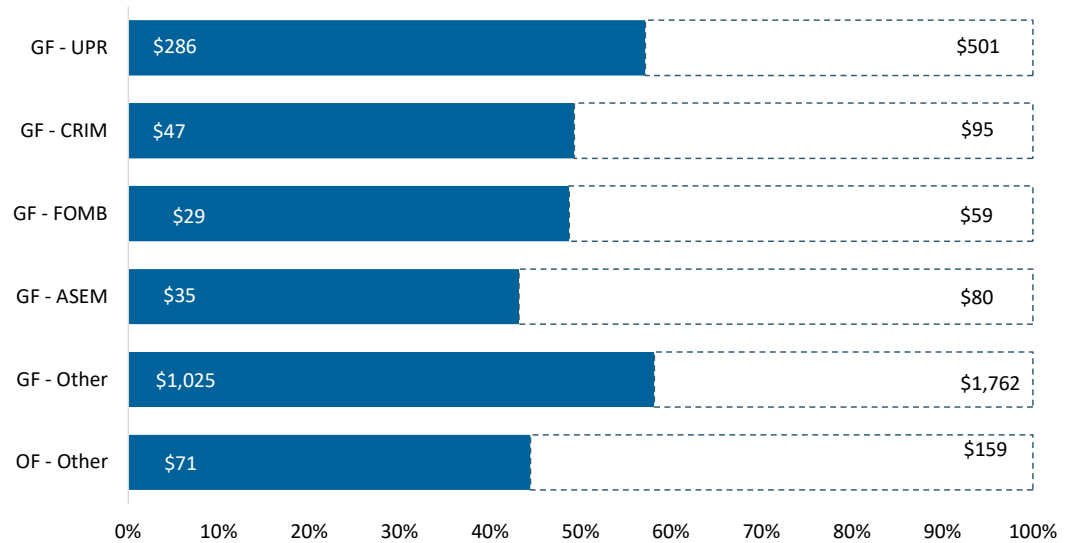
(a) Gross Payroll is equal to the sum of: (i) Net Payroll by Agency from the DTPR RHUM system; (ii) Other Payroll and (iii) Cash outlays for wage garnishments by Agency.

Puerto Rico Department of Treasury | Hacienda
State Funded Budgetary Transfers Summary

Key Takeaways / Notes

- General Fund appropriations are generally executed throughout the year on a consistent basis in the first week of a given month. The amount transferred each month is usually the sum of the receiving entity's budgeted amount for FY24 divided into twelve, subject to a 2.5% holdback through the first nine months of the fiscal year, to be disbursed during the fourth quarter following reconciliation of General Fund revenues to Fiscal Plan projections and subsequent approval and authorization for release by the Oversight Board and the Director of FOMB. Other General Fund transfers and Other Fund transfers require the recognition of certain revenues within DTPR accounting records prior to sending funds to a receiving entity.

YTD FY2024 Budgeted Appropriations Executed (\$M)



Remaining Appropriation Budget (\$M)

Entity Name	Full Year		
	Actual YTD	Expectation	Remaining
GF - UPR	\$ 286	\$ 501	\$ 215
GF - CRIM	47	95	48
GF - FOMB	29	59	30
GF - ASEM	35	80	46
GF - Other	1,025	1,762	737
OF - Other	71	159	88
Total	\$ 1,493	\$ 2,657	\$ 1,164

YTD Appropriation Variance (\$M)


Entity Name	Liquidity Plan		
	Actual YTD	YTD	Variance
GF - UPR	\$ 286	\$ 244	\$ (42)
GF - CRIM	47	47	(1)
GF - FOMB	29	29	-
GF - ASEM	35	39	4
GF - Other	1,025	902	(123)
OF - Other	71	79	9
Total	\$ 1,493	\$ 1,340	\$ (153)

Puerto Rico Department of Treasury | Hacienda

Tax Refunds / PayGo and Pensions Summary

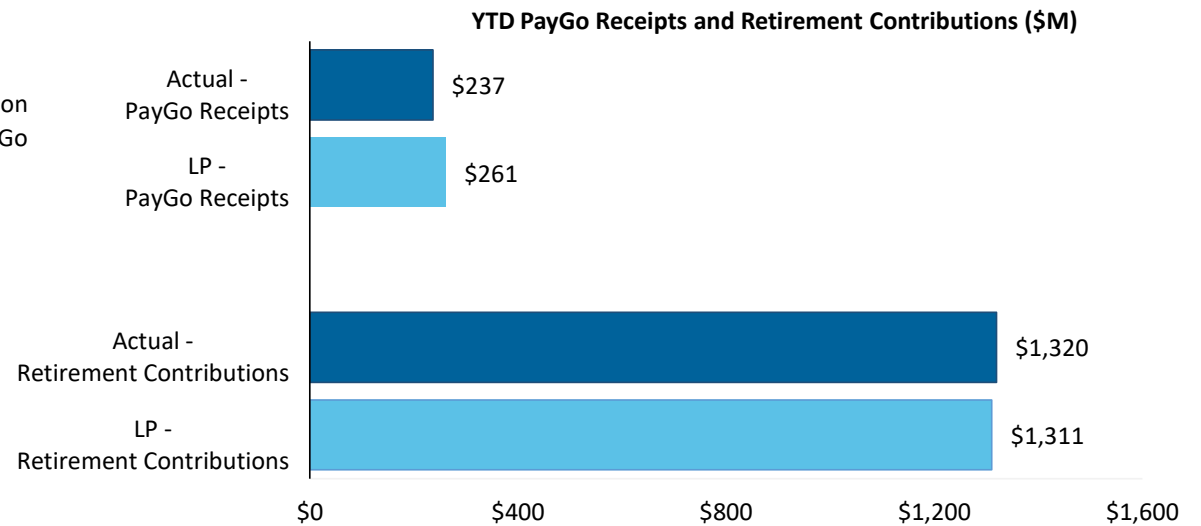
Key Takeaways / Notes : Tax Credits & Refunds

- 1) Tax credits and refunds includes EITC distributions, refunds to individuals and seniors as well as other tax credits. Tax Credits and Refunds are \$432M lower than projected.



Key Takeaways / Notes : PayGo Receipts and Retirement Contributions

- 1) YTD PayGo Receipts are under projected. Further details on the status of PayGo can be found in the monthly PayGo Report on Hacienda website in Public Finance section.



Puerto Rico Department of Treasury | Hacienda

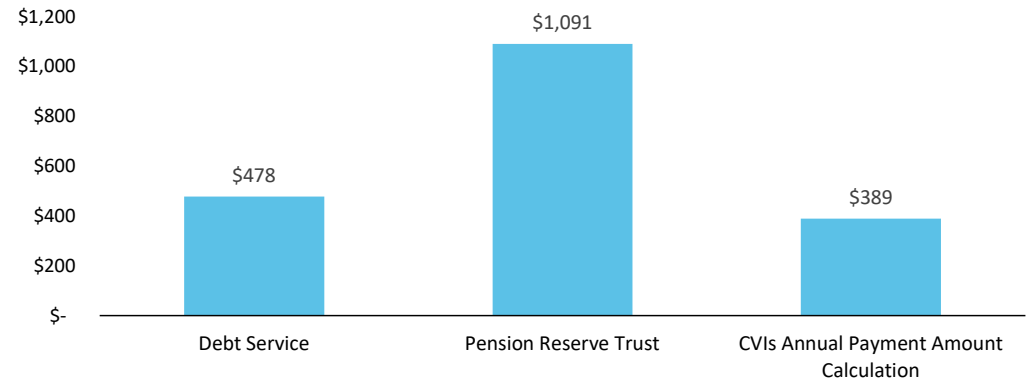
Plan of Adjustment TSA Transfers Summary

Key Takeaways / Notes: Plan Disbursements

- 1) A total of \$1,958M has been transferred out of the TSA for POA related payments during FY24.

Plan-Related TSA Disbursements (\$M)	Actual YTD
Debt Service	\$ 478
Pension Reserve Trust	1,091
CVIs Annual Payment Amount Calculation	389
Total	\$ 1,958

Plan-Related TSA Disbursements (\$M)



Puerto Rico Department of Treasury | Hacienda

Schedule A: Central Government - Live Web Portal AP by Payee Type (a) (b)

All Agencies

(figures in \$000s)

Continues and Continued...

ID	Agency Name	3rd Party Payables	Intergovernmental Payables	Total
071	Department of Health	\$ 191,891	\$ 8,132	\$ 200,023
081	Department of Education	180,722	7,994	188,716
049	Department of Transportation and Public Works	66,333	183	66,516
025	Hacienda (entidad interna - fines de contabilidad)	21,179	22	21,202
045	Department of Public Security	18,082	1	18,083
241	Administration for Integral Development of Childhood	10,517	-	10,517
050	Department of Natural and Environmental Resources	10,317	9	10,326
095	Mental Health and Addiction Services Administration	10,096	37	10,134
014	Environmental Quality Board	8,605	329	8,935
137	Department of Correction and Rehabilitation	7,375	3	7,378
123	Families and Children Administration	6,852	49	6,901
127	Administration for Socioeconomic Development of the Farr	6,730	14	6,744
271	Office of Information Technology and Communications	5,627	-	5,627
122	Department of the Family	5,094	-	5,094
120	Veterans Advocate Office	5,047	2	5,050
067	Department of Labor and Human Resources	4,992	0	4,992
024	Department of the Treasury	3,917	10	3,926
028	Commonwealth Election Commission	3,424	-	3,424
078	Department of Housing	3,391	0	3,391
043	Puerto Rico National Guard	2,817	5	2,822
018	Planning Board	2,452	45	2,497
126	Vocational Rehabilitation Administration	2,371	0	2,371
087	Department of Sports and Recreation	2,248	99	2,347
016	Office of Management and Budget	2,312	2	2,314
038	Department of Justice	2,279	1	2,280
055	Department of Agriculture	2,093	-	2,093
208	Contributions to Municipalities	-	1,943	1,943
105	Industrial Commission	1,258	1	1,260
031	General Services Administration	1,048	-	1,048
155	State Historic Preservation Office	751	4	755
026	Special Appropriations for the Central Government Retiree	652	-	652
311	Gaming Commission	603	0	603
152	Elderly and Retired People Advocate Office	498	0	498
023	Department of State	489	-	489
124	Child Support Administration	485	-	485
022	Office of the Commissioner of Insurance	328	-	328
015	Office of the Governor	296	0	296
329	Socio-Economic Development Office	292	0	292
298	Public Service Regulatory Board	154	0	155
065	Public Services Commission	154	0	154
030	Office of Administration and Transformation of HR in the G	113	-	113
096	Women's Advocate Office	100	0	101

Puerto Rico Department of Treasury | Hacienda*Schedule A: Central Government - Live Web Portal AP by Payee Type (a) (b)**All Agencies**(figures in \$000s)**Continues and Continued...*

ID	Agency Name	3rd Party Payables	Intergovernmental Payables	Total
220	Correctional Health	82	-	82
075	Office of the Financial Institutions Commissioner	68	-	68
153	Advocacy for Persons with Disabilities of the Commonwealth	67	-	67
281	Office of the Electoral Comptroller	54	-	54
069	Department of Consumer Affairs	42	0	42
231	Health Advocate Office	35	0	35
226	Joint Special Counsel on Legislative Donations	15	-	15
068	Labor Relations Board	14	-	14
060	Citizen's Advocate Office (Ombudsman)	14	0	14
037	Civil Rights Commission	13	-	13
266	Office of Public Security Affairs	12	-	12
279	Public Service Appeals Commission	2	-	2
034	Investigation, Prosecution and Appeals Commission	1	1	2
062	Cooperative Development Commission	2	-	2
139	Parole Board	1	0	1
	Other	0	-	0
Total		\$ 594,406	\$ 18,890	613,295

Footnotes:

- (a) *Data presented above represents the Central Government live AP Web Portal repository of third party and intergovernmental invoices by agency, implemented for FY2019. The full transition to managing central government payables through the web portal is not yet complete and therefore the table above may not represent all Central Government AP. Ongoing efforts with the largest agencies to implement the appropriate processes and controls needed to fully transition to the web portal and realize improvements in reporting and efficiency continue as of the date of this report.*
- (b) *On a go-forward basis, vendors submit invoices for approval through the live AP Web Portal where they are logged electronically, matched with the appropriate purchase order or other relevant documentation, and approved / vouchered at the agency level through the online interface.*

Puerto Rico Department of Treasury | Hacienda

Schedule B: Central Government - Live Web Portal AP Aging (a) (b)

All Agencies

(figures in \$000s)

Continues and Continued...

ID	Agency Name	0 - 30	31 - 60	61 - 90	Over 90 days	Total
071	Department of Health	\$ 18,250	\$ 14,795	\$ 7,742	\$ 159,236	\$ 200,023
081	Department of Education	94,484	30,832	23,118	40,282	188,716
049	Department of Transportation and Public Works	6,326	8,807	21,523	29,859	66,516
025	Hacienda (entidad interna - fines de contabilidad)	1,643	931	660	17,968	21,202
045	Department of Public Security	2,340	4,427	1,832	9,484	18,083
241	Administration for Integral Development of Childhood	2,038	2,050	1,204	5,225	10,517
050	Department of Natural and Environmental Resources	1,272	4,216	607	4,232	10,326
095	Mental Health and Addiction Services Administration	3,108	988	631	5,407	10,134
014	Environmental Quality Board	194	173	121	8,447	8,935
137	Department of Correction and Rehabilitation	3,354	2,249	561	1,213	7,378
123	Families and Children Administration	2,807	1,495	493	2,106	6,901
127	Administration for Socioeconomic Development of the Family	831	2,159	437	3,317	6,744
271	Office of Information Technology and Communications	687	1,249	528	3,163	5,627
122	Department of the Family	1,124	1,616	1,286	1,068	5,094
120	Veterans Advocate Office	595	51	4	4,399	5,050
067	Department of Labor and Human Resources	1,662	1,073	759	1,499	4,992
024	Department of the Treasury	2,191	690	269	775	3,926
028	Commonwealth Election Commission	123	179	635	2,487	3,424
078	Department of Housing	846	482	429	1,634	3,391
043	Puerto Rico National Guard	342	361	213	1,906	2,822
018	Planning Board	463	922	706	406	2,497
126	Vocational Rehabilitation Administration	859	419	211	881	2,371
087	Department of Sports and Recreation	309	885	65	1,088	2,347
016	Office of Management and Budget	1,094	373	157	690	2,314
038	Department of Justice	978	468	394	440	2,280
055	Department of Agriculture	615	146	164	1,168	2,093
208	Contributions to Municipalities	-	-	-	1,943	1,943
105	Industrial Commission	182	100	54	923	1,260
031	General Services Administration	416	278	188	166	1,048
155	State Historic Preservation Office	67	36	94	558	755
026	Special Appropriations for the Central Government Retirement Sys	-	2	4	646	652
311	Gaming Commission	132	148	1	322	603
152	Elderly and Retired People Advocate Office	128	48	16	306	498
023	Department of State	268	122	72	27	489
124	Child Support Administration	28	187	60	211	485
022	Office of the Commissioner of Insurance	147	143	29	9	328
015	Office of the Governor	108	101	80	7	296
329	Socio-Economic Development Office	183	49	26	34	292
298	Public Service Regulatory Board	107	23	20	6	155
065	Public Services Commission	153	-	1	0	154
030	Office of Administration and Transformation of HR in the Govt.	2	4	19	88	113
096	Women's Advocate Office	72	6	5	18	101
220	Correctional Health	1	0	0	81	82
075	Office of the Financial Institutions Commissioner	46	8	13	-	68
153	Advocacy for Persons with Disabilities of the Commonwealth of Pu	10	6	19	32	67
281	Office of the Electoral Comptroller	15	36	-	2	54
069	Department of Consumer Affairs	9	30	3	1	42
231	Health Advocate Office	19	16	0	0	35
226	Joint Special Counsel on Legislative Donations	0	0	-	15	15
068	Labor Relations Board	14	-	-	-	14

Puerto Rico Department of Treasury | Hacienda

Schedule B: Central Government - Live Web Portal AP Aging (a) (b)

All Agencies

(figures in \$000s)

Continues and Continued...

ID	Agency Name	0 - 30	31 - 60	61 - 90	Over 90 days	Total
060	Citizen's Advocate Office (Ombudsman)	8	6	-	1	14
037	Civil Rights Commission	13	-	-	0	13
266	Office of Public Security Affairs	0	6	2	3	12
279	Public Service Appeals Commission	0	0	0	2	2
034	Investigation, Prosecution and Appeals Commission	1	-	0	1	2
062	Cooperative Development Commission	-	1	-	1	2
139	Parole Board	0	1	-	0	1
	Other	-	-	-	0	0
Total		\$ 150,663	\$ 83,394	\$ 65,453	\$ 313,784	\$ 613,295

Footnotes:

- (a) Data presented above represents the Central Government live AP Web Portal repository of third party and intergovernmental invoices by agency, implemented for FY2019. The full transition to managing central government payables through the web portal is not yet complete and therefore the table above may not represent all Central Government AP. Ongoing efforts with the largest agencies to implement the appropriate processes and controls needed to fully transition to the web portal and realize improvements in reporting and efficiency continue as of the date of this report.
- (b) On a go-forward basis, vendors submit invoices for approval through the live AP Web Portal where they are logged electronically, matched with the appropriate purchase order or other relevant documentation, and approved / vouchered at the agency level through the online interface.