



GOVERNMENT OF PUERTO RICO

Department of the Treasury

Treasury Single Account ("TSA") FY 2023 Cash Flow

As of February 17, 2023

Disclaimer

- The Department of the Treasury of Puerto Rico (“Hacienda”), the Government of Puerto Rico (the “Government”), and each of their respective officers, directors, employees, agents, attorneys, advisors, members, partners or affiliates (collectively, with Hacienda and the Government the “Parties”) make no representation or warranty, express or implied, to any third party with respect to the information contained herein and all Parties expressly disclaim any such representations or warranties.
- The Parties do not owe or accept any duty or responsibility to any reader or recipient of this presentation, whether in contract or tort, and shall not be liable for or in respect of any loss, damage (including without limitation consequential damages or lost profits) or expense of whatsoever nature of such third party that may be caused by, or alleged to be caused by, the use of this presentation or that is otherwise consequent upon the gaining of access to this document by such third party.
- This document does not constitute an audit conducted in accordance with generally accepted auditing standards, an examination of internal controls or other attestation or review services in accordance with standards established by the American Institute of Certified Public Accountants or any other organization. Nor does this document constitute an audit of compliance with any other federal law, rule, or regulation. Accordingly, the Parties do not express an opinion or any other form of assurance on the financial statements or any financial or other information or the internal controls of the Government and the information contained herein.
- Any statements and assumptions contained in this document, whether forward-looking or historical, are not guarantees of future performance and involve certain risks, uncertainties, estimates and other assumptions made in this document. The economic and financial condition of the Government and its instrumentalities is affected by various financial, social, economic, environmental and political factors. These factors can be very complex, may vary from one fiscal year to the next and are frequently the result of actions taken or not taken, not only by the Government and its agencies and instrumentalities, but also by entities such as the government of the United States. Because of the uncertainty and unpredictability of these factors, their impact cannot be included in the assumptions contained in this document. Future events and actual results may differ materially from any estimates, projections, or statements contained herein. Nothing in this document should be considered as an express or implied commitment to do or take, or to refrain from taking, any action by Hacienda, the Government, or any government instrumentality in the Government or an admission of any fact or future event. Nothing in this document shall be considered a solicitation, recommendation or advice to any person to participate, pursue or support a particular course of action or transaction, to purchase or sell any security, or to make any investment decision.
- By receiving this document, the recipient shall be deemed to have acknowledged and agreed to the terms of these limitations.
- This document may contain capitalized terms that are not defined herein, or may contain terms that are discussed in other documents or that are commonly understood. You should make no assumptions about the meaning of capitalized terms that are not defined, and you should consult with advisors of Hacienda should clarification be required.

Glossary

Term	Definition
ACAA	- Automobile Accident Compensation Administration, or Administración de Compensaciones por Accidentes de Automoviles, is a component unit of the Commonwealth of Puerto Rico.
Act 154	- Act 154 means Act No. 154-2010, which, inter alia, imposes a temporary excise tax on the acquisition by multinationals of certain property manufactured or produced in whole or in part in Puerto Rico and on the acquisition of certain manufacturing services carried out in Puerto Rico. The Act 154 temporary excise tax expires on December 31, 2027.
AFI / PRIFA	- Infrastructure Financing Authority.
ASC	- Compulsory Liability Insurance, private insurance company.
ASES	- Puerto Rico Health Insurance Administration, a public corporation and component unit of the Commonwealth of Puerto Rico.
CINE	- Puerto Rico Cinema Fund, a recipient of certain assigned sales and use tax revenues.
COFINA	- Puerto Rico Sales Tax Financing Corporation.
Deferred General Fund Receipts	- Revenues pertaining to Fiscal Year 2020, such as individual and corporate income taxes, that are collected in subsequent fiscal years due to various executive orders and tax extensions in response to the COVID-19 pandemic.
DTPR	- Department of the Treasury of Puerto Rico also referred to as "Hacienda".
DTPR Collection System	- This is the software system that DTPR uses for collections.
FAM	- Municipal Fund Administration, a recipient of certain assigned sales and use tax revenues.
General Fund Collections	- All gross tax collections received and deposited into the TSA from all Hacienda Collection Posts, through the Hacienda Colecturia Virtual (online), and/or SURI, as well as certain pass-through collections and others.
General Fund	- General Fund (Operating Fund) means the Commonwealth principal operating fund; disbursements from such fund are generally approved through the Commonwealth's annual budgeting process.
Gross Payroll	- Gross Payroll is equal to the sum of: (i) Net Payroll from the DTPR RHUM system; (ii) Other Payroll and (iii) Cash outlays for wage garnishments by Agency.
HTA	- Puerto Rico Highways and Transportation Authority, a public corporation and a component unit of the Commonwealth of Puerto Rico.
Liquidity Plan (LP)	- The Liquidity Plan is the translation of the Certified Fiscal Plan ("CFP") and Certified Budget ("Budget") into a cash flow projection. The TSA Liquidity Plan encompasses all cash flow activity within the TSA. Certain cash flow activity is contemplated in the CFP and Budget, but occurs outside the TSA. Cash flow bridges from the TSA to the CFP and Budget have been included to facilitate comparison.
Liquidity Plan Reforecast (RF or "Reforecast")	- The TSA Liquidity Plan Reforecast accounts for the re-certified FY22 budget and fiscal plan which account for upward revised revenue projections, Plan related disbursements, and other budgetary changes.
NAP	- NAP, or the Nutrition Assistance Program, also known as PAN, or Programa de Asistencia Nutricional is a federal assistance nutritional program provided by the United States Department of Agriculture (USDA) solely to Puerto Rico.
Other Payroll	- Other Payroll expenses relate to employee withholdings, social security, insurance, and other deductions.
Other State Collections	- Inflows related to various Health Department programs, the State Insurance Fund, the Commissioner of Financial Institutions, interest earned on TSA bank accounts and others.
PayGo	- PayGo - Puerto Rico pension system that is funded through a pay-as-you-go system. Retirement benefits expenses of government employers are paid by the central government and reimbursed by the employers, with such funds received by the TSA.
Plan of Adjustment ("Plan")	- Plan to adjust the liabilities for the Commonwealth of Puerto Rico, the Puerto Rico Public Building Authority, and Employee Retirement System of the Government of Puerto Rico confirmed on 1/18/22 by the US District Court for the District of Puerto Rico under PROMESA.
PREPA	- Puerto Rico Electric Power Authority, a public corporation and a component unit of the Commonwealth of Puerto Rico.
PRITA	- Puerto Rico Integrated Transport Authority, a public corporation and component unit of the Commonwealth of Puerto Rico.
PSTBA	- The PSTBA is an amount established under Act 91-2006, as amended, and the Sales Tax Revenue Bond Resolution, as amended and restated on June 10, 2009 (the "Bond Resolution"), that currently must be received by COFINA from 5.5% of the SUT before the Commonwealth can receive any of the other 5.5% SUT.
Public Corporation	- Public corporations are governmental authorities with autonomous structure separate from the central government administration and with independent treasury functions.
RHUM System	- This is the software system that DTPR uses for payroll.
SIFC	- State Insurance Fund Corporation, a public corporation and a component unit of the Commonwealth of Puerto Rico.
Special Revenue Receipts	- Collections made by central government agencies at collection posts for services rendered by the agencies as well as fees, licenses, permits, fines and others.
SURI	- Sistema Unificada de Rentas Internas is the new digital tool of the Department of the Treasury that will allow integration and streamlining of the administration of taxes and revenues and eliminate the complexity of the current systems for the benefit of the Treasury and the taxpayers.
Sweep Account Transfers	- Transfers of Fiscal Year 2020 collections in the SURI sweep account to the TSA during Fiscal Year 2021. The closing balance of the sweep account on June 30, 2020, was \$1,024 million.
TSA	- Treasury Single Account, the Commonwealth's main operational bank account (concentration account) in which a majority of receipts from Governmental funds are deposited and from which most expenses are disbursed. TSA receipts include tax collections, charges for services, intergovernmental collections, the proceeds of short and long-term debt issuances and amounts held in custody by the Secretary of the Treasury for the benefit of the Commonwealth's fiduciary funds. Only a portion of the revenues received by the TSA is included in the annual General Fund budget presented to the Puerto Rico Legislative Assembly for approval. Other revenues are separately assigned by law to certain agencies or public corporations but still flow through the TSA.

Introduction

- Enclosed is the weekly Treasury Single Account ("TSA") cash flow report and supporting schedules with weekly YTD FY2023 actual results compared to the FY2023 Liquidity Plan and FY2022 actual results.
- TSA is the Commonwealth's main operational bank account (concentration account) in which a majority of receipts from Governmental funds are deposited and from which most expenses are disbursed.
- Receipts in the TSA include tax collections (including revenues assigned to certain public corporations and pledged for the payment of their debt service), charges for services, intergovernmental collections (such as reimbursements from Federal assistance grants), the proceeds of short and long-term debt issuances held in custody by the Secretary of Treasury for the benefit of the Government fiduciary funds, and other receipts. Only a portion of the revenues received by the TSA is included in the annual General Fund budget presented to the Puerto Rico Legislative Assembly for approval. Other revenues are separately assigned by law to certain agencies or public corporations but still flow through the TSA.
- Disbursements from the TSA include payroll and related costs, vendor and operational disbursements (including those reimbursed by Federal assistance grants and funded from Special Revenue Funds), welfare expenditures, capital outlays, debt service payments, required budgetary formulas and appropriation payments, pass-through payments of pledged revenues to certain public corporations, tax refunds, payments of current pension benefits and other disbursements.
- Federal funds related to disaster relief for hurricanes Irma and Maria are deposited in a separate bank account overseen by the Government Authorized Representative ("GAR"). Funds may be transferred to the TSA either: (i) after admissible disbursements (per approved Project Worksheets) have been made or (ii) once supporting documentation for an accrual or related expense are provided to and approved by FEMA. Therefore, FEMA funding may also be received in advance of actual cash disbursement, as payments to vendors may occur subsequent to when the corresponding services are rendered / expenses are recorded.
- Data limitations and commentary:
The government has focused on cash transaction information for which access to reliable, timely, and detailed data is readily available. The government continues to work with DTPR and other parties to access additional reliable data that would help to provide additional detail in the future.

Puerto Rico Department of Treasury | Hacienda
Executive Summary - TSA Cash Flow Actual Results
(figures in Millions)

Bank Cash Position	Weekly Cash Flow	YTD Net Cash Flow	YTD Actual vs LP Variance
\$7,110	\$91	(\$889)	\$936

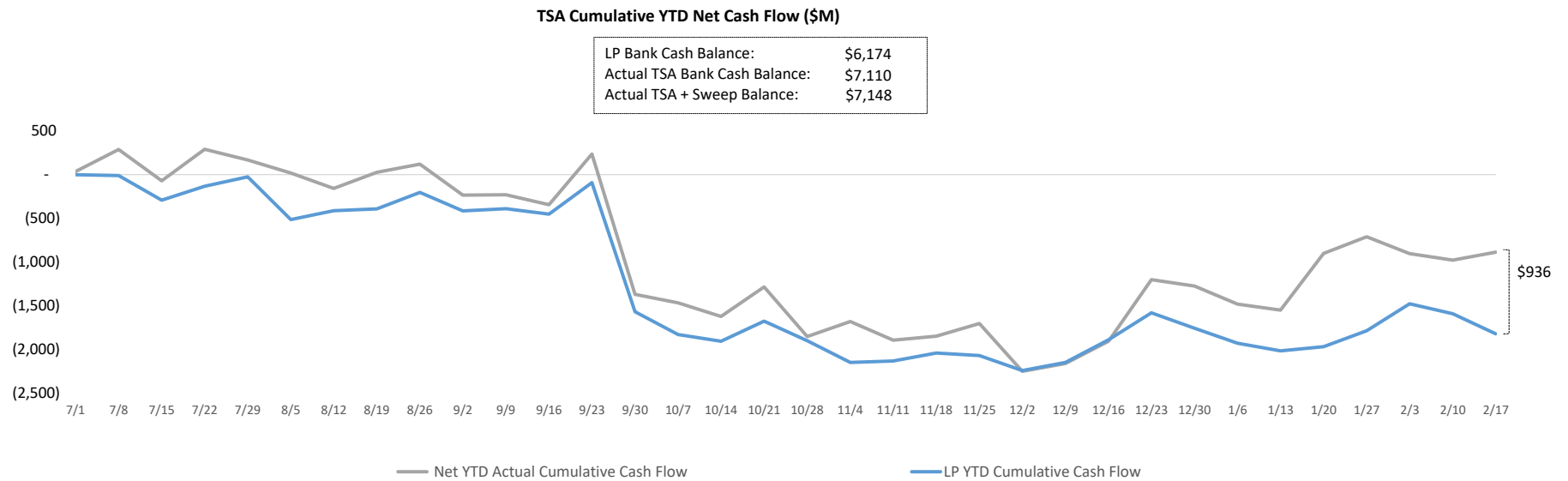
Bridge from FY23 Liquidity Plan projected TSA Cash Balance to actual FY23 TSA Cash Balance as of February 17, 2023

Cash Flow line item	Variance Bridge (\$M)	Comments
Liquidity Plan Projected Cash Balance 2/17/23:	\$ 6,174	1. State collections are higher than projected. Mainly driven by Special Revenue Fund collections of \$384m and \$228m from General Fund Collections.
1 State Collections	612	2. The Federal Fund reimbursements are often received with a timing difference in comparison with the disbursements, which may result in temporary variances. The positive variance is mainly driven by the operating disbursements being lower than projected by \$789 millions.
2 Federal Fund net cash flow	652	3. Tax Credits and Refunds are temporarily under projected cash flow.
3 Tax Credits & Refunds	247	4. The variance is due to a POA payment corresponding to FY22 not considered in FY23 Liquidity Plan. On January 11, 2023 we made the following payments related to POA: 1) \$12.5m for the payment to the bondholders of PFC to be paid if a qualifying modification for PFC was approved by the Court and 2) \$100m For the payment of GUC Reserve Funding and
4 Plan of Adjustment Related	(373)	5. Avoidance Actions Trust to be paid in accordance with Section 1.354, 62.3, and 78.11
5 Payroll and Related Costs	(197)	5. The variance in GF and SRF is mainly driven by the Special Bonus awarded to employees represented by SPU and AFSCME as established in the central government's debt adjustment plan.
All Other	(5)	
Actual TSA Cash Account Balance	<u>\$ 7,110</u>	

Memo: Summary of Cash Balances

TSA Operational Cash	\$ 3,469
TSA Reserves	3,641
<i>SURI Sweep Account Balance</i>	\$ 38

Puerto Rico Department of Treasury | Hacienda
YTD TSA Cash Flow Summary - Actual vs LP



YTD Actuals vs. Liquidity Plan

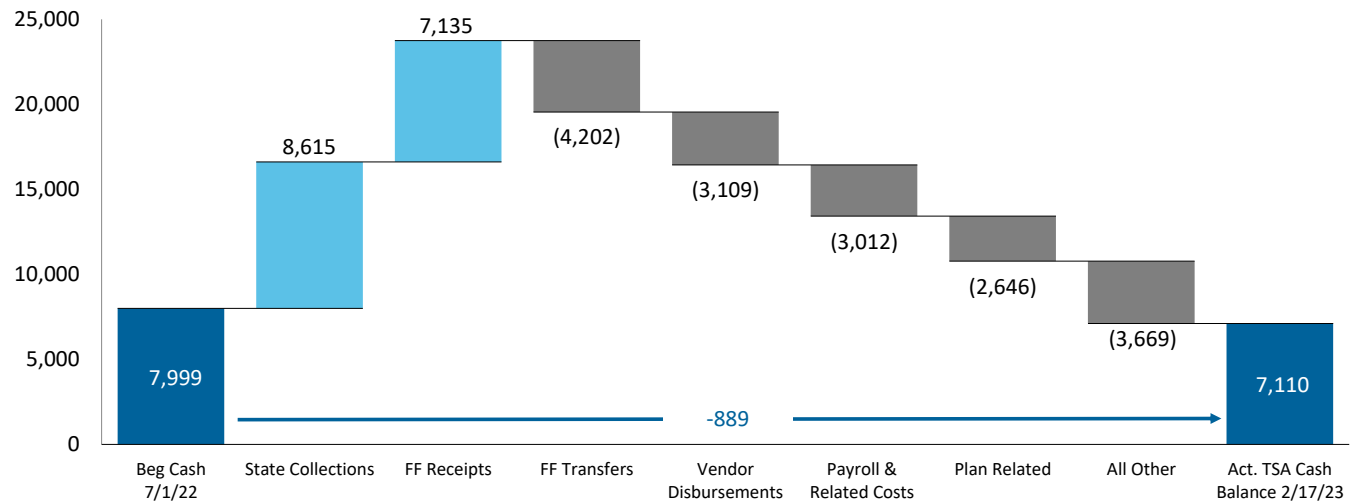
YTD net cash flow is -\$889M and cash flow variance to the Liquidity Plan is \$936M, with various offsetting variances within.

Puerto Rico Department of Treasury | Hacienda
YTD Cash Flow Summary - TSA Cash Flow Actual Results

Net Cash Flow - YTD Actuals

- The primary cash driver of FY23 are State Collections. Federal Fund inflows of \$7,135M represent 44% of YTD inflows, but are largely offset by Federal Fund transfers, with YTD net surplus of \$761M (Refer to page 13 for additional detail).

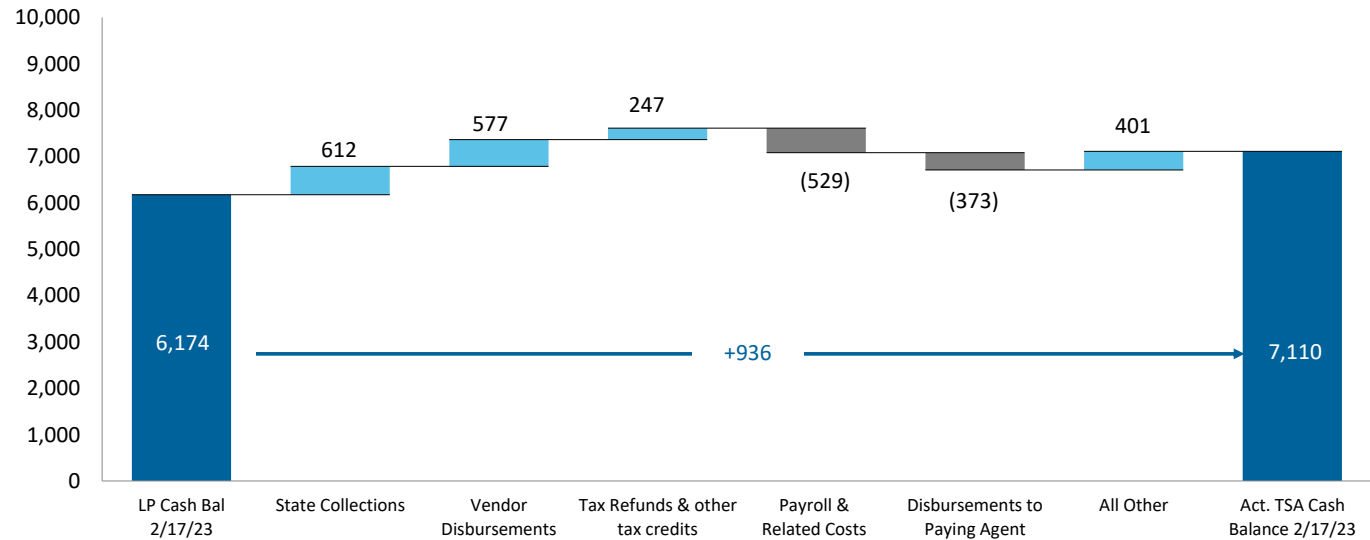
TSA YTD Cash Flow Actuals: Key Cash Flow Concepts (\$M)



Net Cash Flow YTD Variance - LP vs. Actual

- Vendor disbursements, State Collections, and Tax Refunds & other tax credits drive YTD cash flow variance. This is offset by higher than projected amounts in Payroll & Related Cost and Disbursements to Paying Agent.

TSA YTD Top Cash Flow Variances (\$M)



Puerto Rico Department of Treasury | Hacienda
TSA Cash Flow Actual Results for the Week Ended February 17, 2023

	FY23 Actual	FY23 LP	Variance	FY23 Actual	FY23 LP	Variance
(figures in Millions)	2/17	2/17	2/17	YTD	YTD	YTD FY23
State Collections						
1 General fund collections (b)	\$269	\$232	\$37	\$7,413	\$7,185	\$228
2 Other fund revenues & Pass-throughs (c)	3	2	1	240	109	132
3 Special Revenue receipts	7	5	2	301	297	4
4 All Other state collections (d)	26	14	12	660	411	248
5 Sweep Account Transfers	-	-	-	-	-	-
6 Subtotal - State collections (e)	\$306	\$254	\$52	\$8,615	\$8,002	\$612
Federal Fund Receipts						
7 Medicaid	-	180	(180)	2,083	1,495	588
8 Nutrition Assistance Program	69	35	34	1,991	1,679	313
9 All Other Federal Programs	50	55	(5)	2,669	2,695	(25)
10 Other	-	-	-	392	-	392
11 Subtotal - Federal Fund receipts	\$119	\$270	(\$152)	\$7,135	\$5,868	\$1,267
Balance Sheet Related						
12 Paygo charge	5	4	0	342	268	74
13 Other	-	-	-	-	-	-
14 Subtotal - Other Inflows	\$5	\$4	\$0	\$342	\$268	\$74
Plan of Adjustment Related						
15 CW Intragovernmental Transfers (f)	-	-	-	130	-	130
16 Other	-	-	-	-	-	-
17 Subtotal - Plan Inflows	-	-	-	\$130	-	\$130
18 Total Inflows	\$430	\$529	(\$100)	\$16,221	\$14,138	\$2,083
Payroll and Related Costs (g)						
19 General fund	(61)	(62)	1	(2,063)	(1,871)	(192)
20 Federal fund	(20)	(10)	(10)	(839)	(507)	(332)
21 Other State fund	4	(2)	5	(109)	(104)	(5)
22 Subtotal - Payroll and Related Costs	(\$77)	(\$74)	(\$3)	(\$3,012)	(\$2,482)	(\$529)
Operating Disbursements (h)						
23 General fund	(35)	(16)	(19)	(1,044)	(948)	(96)
24 Federal fund	(47)	(61)	14	(1,334)	(2,122)	789
25 Other State fund	(25)	(19)	(6)	(731)	(616)	(116)
26 Subtotal - Vendor Disbursements	(\$108)	(\$97)	(\$11)	(\$3,109)	(\$3,686)	\$577
State-funded Budgetary Transfers						
27 General Fund	(14)	(6)	(9)	(1,735)	(1,624)	(111)
28 Other State Fund	(3)	(8)	5	(136)	(110)	(26)
29 Subtotal - Appropriations - All Funds	(\$17)	(\$14)	(\$3)	(\$1,871)	(\$1,734)	(\$137)
Federal Fund Transfers						
30 Medicaid	-	(466)	466	(2,082)	(1,495)	(587)
31 Nutrition Assistance Program	(66)	(61)	(5)	(2,025)	(1,635)	(390)
32 All other federal fund transfers	(0)	-	(0)	(95)	-	(95)
33 Subtotal - Federal Fund Transfers	(\$67)	(\$527)	\$460	(\$4,202)	(\$3,130)	(\$1,072)
Other Disbursements - All Funds						
34 Retirement Contributions	(5)	(6)	1	(1,654)	(1,598)	(56)
35 Tax Refunds & other tax credits (i)	(60)	(42)	(18)	(437)	(685)	247
36 Title III Costs	(6)	(1)	(5)	(103)	(77)	(26)
37 State Cost Share	-	-	-	-	-	-
38 Milestone Transfers	-	-	-	(2)	(11)	9
39 Custody Account Transfers	-	-	-	(62)	(287)	225
40 Other items paid from FY22 Surplus	-	-	-	-	-	-
41 Cash Reserve	-	-	-	-	-	-
42 All Other	-	-	-	(12)	-	(12)
43 Subtotal - Other Disbursements - All Funds	(\$70)	(\$49)	(\$22)	(\$2,270)	(\$2,657)	\$386
Plan of Adjustment Related						
44 Disbursements to Paying Agent	-	-	-	(2,646)	(2,274)	(373)
45 Direct Disbursements	-	-	-	-	-	-
46 Subtotal - Plan Disbursements	-	-	-	(\$2,646)	(\$2,274)	(\$373)
47 Total Outflows	(\$339)	(\$760)	\$422	(\$17,110)	(\$15,963)	(\$1,147)
48 Net Operating Cash Flow	\$91	(\$231)	\$322	(\$889)	(\$1,825)	\$936
49 Bank Cash Position, Beginning	7,019	6,405	614	7,999	7,999	0
50 Bank Cash Position, Ending	\$7,110	\$6,174	\$936	\$7,110	\$6,174	\$936
Memo: Summary of Accounts						
Operational	\$3,469					
Reserves (j)	3,641					
Total Bank Cash Position	\$7,110					

Note: Refer to the next page for footnote reference descriptions.

Puerto Rico Department of Treasury | Hacienda*FY23 TSA Cash Flow Actual Results - Footnotes*Footnotes:

- (a) Represents FY2022 actual results through February 18, 2022.
- (b) Represents gross tax collections received and deposited from all Hacienda Collection Posts, through the Hacienda Colecturia Virtual (online) and/or SURI. Additionally, as of the date of this report, the "General Fund Collections" line item includes unreconciled collections due to DTPR transition to collecting various gross tax receipts through the new SURI system. The transition from the Hacienda Colecturia collections system to SURI is ongoing and as such, revenue concept detail for the general tax SURI collections is not available at this time for the portion of collections received by the new general tax SURI account. This resulted in timing-related unreconciled gross collections which will be retroactively allocated to "General Collections" as appropriate once this information becomes available.
- (c) These revenues are collected by DTPR and immediately appropriated.
- (d) Inflows related to the State Insurance Fund, the Department of Labor and Human Resources, the Commissioner of Financial Institutions, interest earned on TSA bank accounts and others. As of the date this report the TSA has received \$97.1M in interest income in FY23 from earnings on the TSA cash balance.
- (e) As of February 17, 2023, there are \$38M in collections in the SURI sweep account pending reconciliation and transfer to the TSA.
- (f) Transfer of Government cash balances previously held outside of the TSA into a segregated TSA Plan account. These funds are being accumulated pursuant to the Plan for disbursement on, or after, the Plan effective date.
- (g) Represents total gross payroll. Gross payroll includes net payroll disbursed to government employees, cash transfers to the Police Department for payroll costs, and other payroll related costs (employee withholdings, social security, insurance, and other deductions).
- (h) Includes payments to third-party vendors as well as intergovernmental payments to agencies with separate Treasuries.
- (i) Includes Federally Funded Employee Retention Credits.
- (j) Funds are held in a separate bank account outside of the TSA Operational Cash . Some of these funds are not restricted, as defined by the Governmental Accounting Standard Board (GASB), but have been segregated by the Government for the service to the debt and the Disaster Relief Fund, among other purposes.

Puerto Rico Department of Treasury | Hacienda
General Fund Collections Summary

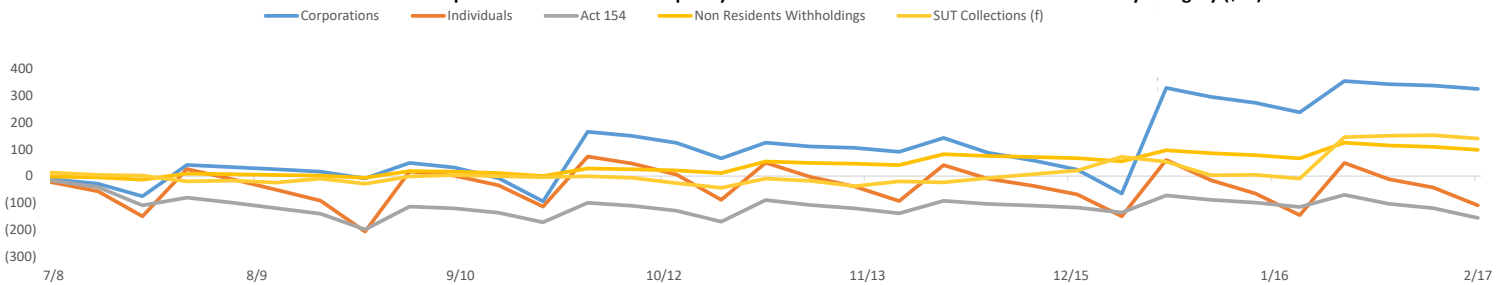
Key Takeaways / Notes

- 1.) Accumulated collections into TSA sweep accounts are generally transferred to the TSA with a 7-10 day lag. As of the date of this report, there were \$38M in collections in the SURI sweep account pending transfer to the TSA. Typically, the Other General Fund revenue line in the table to the right includes cash receipts that have not yet been allocated to specific concepts. As of the date of this report, the total of unallocated collections included therein was approximately -\$58M. The schedule on this page will be updated as information becomes available.

General Fund Collections Year to Date: Actual vs. Forecast (\$M)

	Actual (a)	LP	Var \$	Var %
	YTD 2/17	YTD 2/17	YTD 2/17	YTD 2/17
General Fund Collections				
Corporations	\$1,432	\$1,110	\$321	29%
Individuals	1,786	1,895	(110)	-6%
Partnerships	215	188	27	14%
Act 154	636	792	(156)	-20%
Non Residents Withholdings	326	240	85	35%
Current Year Collections	320	223	98	44%
Current Year NRW for FEDE (Act 73-2008) (b)	5	18	(13)	-70%
Motor Vehicles	369	288	81	28%
Rum Tax (c)	159	137	22	16%
Alcoholic Beverages	174	175	(1)	-1%
Cigarettes (d)	87	83	4	5%
HTA	266	345	(79)	-23%
Gasoline Taxes	60	117	(57)	-49%
Gas Oil and Diesel Taxes	3	14	(11)	-80%
Vehicle License Fees (\$15 portion)	13	20	(7)	-36%
Vehicle License Fees (\$25 portion)	31	69	(39)	-56%
Petroleum Tax	134	113	20	18%
Other	26	11	15	130%
CRUDITA	80	139	(58)	-42%
Other General Fund	348	397	(49)	-12%
Total	\$5,878	\$5,791	\$87	2%
SUT Collections (e)	1,535	1,395	141	10%
Total General Fund Collections	\$ 7,413	\$ 7,185	\$ 228	3%

YTD General Fund Receipts Cumulative Variance Liquidity Plan Reforecast vs. Actual Cumulative Variance by Category (\$M)



Footnotes:

- (a) General Fund gross cash receipts by concept are approximated using net General Fund revenues adjusted for recurring monthly gross-ups and other adjustments.
- (b) Relates to income tax reserves that are subsequently passed through to PRIDCO.
- (c) Rum Tax is in line with projected cashflow.
- (d) Includes some cigarette tax collections that are subsequently passed through to HTA, PRMBA and other.
- (e) SUT collections excludes PSTBA, FAM & CINE, and only includes the amounts deposited into the TSA for General Fund use.
- (g) This amount includes year-to-date collections in the SURI sweep account, which also holds some SRF collections pending reconciliation.

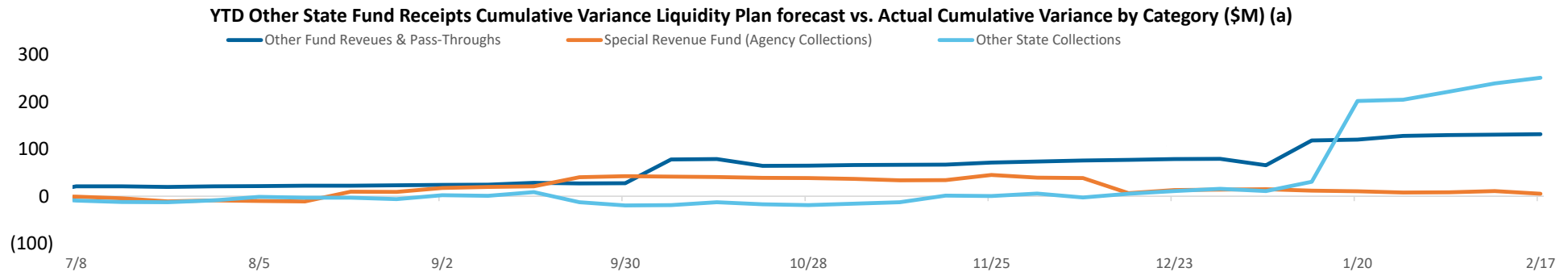
Puerto Rico Department of Treasury | Hacienda
Other State Fund Collections Summary

Key Takeaways / Notes

- 1.) Other state fund collections are higher than projected in the Liquidity Plan. The variance is mainly driven by timing differences, as special revenues and other collections may be received with irregular recurrence.

Other State Fund Collections Year to Date: Actual vs. Forecast (\$M)

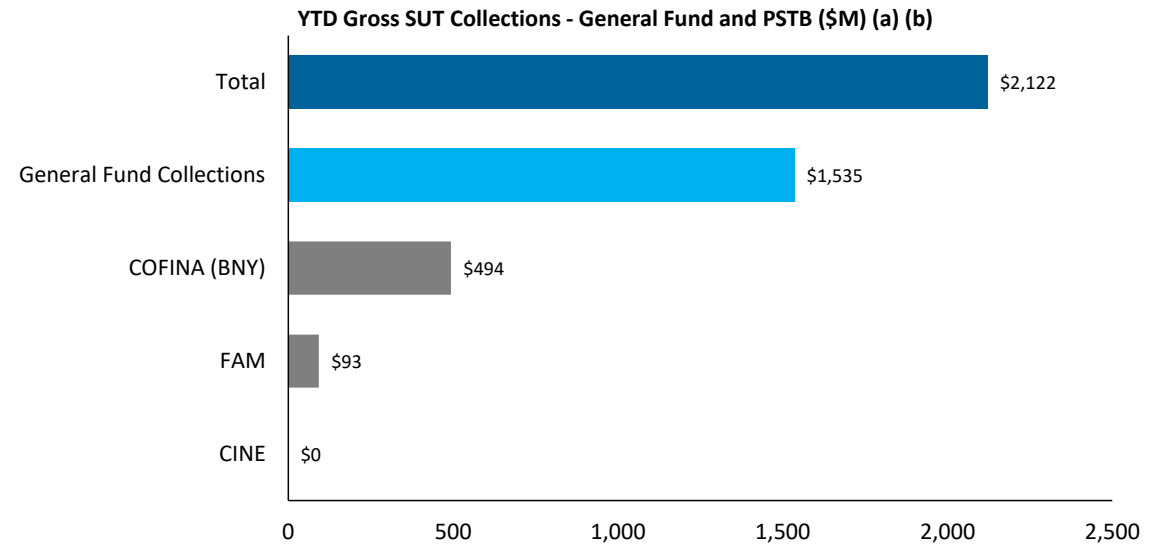
	Actual (a)	LP	Var \$	Var %
	YTD 2/17	YTD 2/17	YTD 2/17	YTD 2/17
Other State Fund Collections				
Other Fund Revenues & Pass-Throughs	\$240	\$109	\$132	121%
ACCA Pass Through	55	51	4	8%
Other	50	6	44	703%
Special Revenue Fund (Agency Collections)	301	297	4	1%
Department of Education	5	22	(17)	-77%
Department of Health	55	41	14	35%
Department of State	9	8	1	12%
All Other	232	226	6	3%
Other state collections	660	411	248	60%
Bayamón University Hospital	4	2	2	91%
Adults University Hospital (UDH)	29	29	0	1%
Pediatric University Hospital	16	10	5	52%
Commissioner of the Financial Institution	32	33	(1)	-2%
Department of Housing	13	18	(5)	-29%
Gaming Commission	142	136	6	5%
All Other	424	183	241	132%
Total	\$1,201	\$817	\$384	47%



Puerto Rico Department of Treasury | Hacienda
Sales and Use Tax Collections Summary

Key Takeaways / Notes

- 1.) The proceeds from the Puerto Rico 10.5% SUT rate are allocated as follows: Of the 10.5%, 5.5% is deposited into a COFINA BNY Mellon account until the PSTBA cap is reached, and 4.5% is deposited into the General Fund. The remaining 0.5% is remitted to FAM.



Footnotes

- (a) This schedule reflects gross cash activity and is subject to revision based on periodic reconciliations and accounting adjustments.
- (b) As of February 17, 2023 there is \$30M in SUT collected pending verification and allocation. The verification process includes matching receipts with the appropriate returns and reconciling government account information. Once this process is complete, SUT funds are distributed in accordance with the COFINA Plan of Adjustment based on the ownership of funds and otherwise based on the limits on distributions established therein.

Puerto Rico Department of Treasury | Hacienda
Federal Funds Net Cash Flow Summary (a)

Key Takeaways / Notes

- 1.) Receipts for the Nutritional Assistance Program (NAP) and Medicaid (ASES Pass-through) are received in advance of the subsequent pass through disbursements. Federal Funds received for Payroll and Vendor Payments are typically reimbursed following disbursement. There may be temporary week to week surplus / (deficit) due to timing differences. These funds are held in a separate account outside of TSA. Some of the measures funded by the accounts are initially paid out through TSA, and later reimbursed from the respective external account. The positive variance is a result of lower than projected operating disbursements of \$789 millions.

Weekly FF Net Surplus (Deficit)

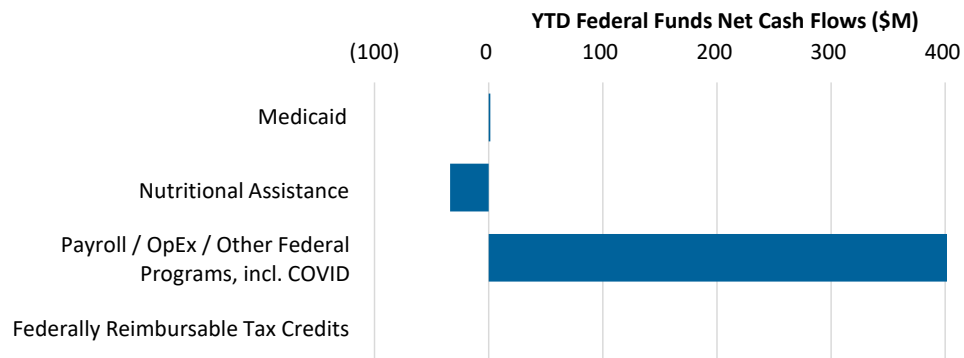
Medicaid (ASES)	
Nutritional Assistance Program (NAP)	
Payroll / OpEx / Other Federal Programs, incl. COVID	
Federally Reimbursable Tax Credits	
Total	

FF Inflows	FF Outflows	Net Cash Flow	LP Net Cash Flow	Variance
\$ -	\$ -	\$ -	\$ (286)	\$ 286
69	(66)	3	(26)	28
50	(68)	(17)	(16)	(1)
-	-	-	-	-
\$ 119	\$ (134)	\$ (15)	\$ (328)	\$ 313

YTD Cumulative FF Net Surplus (Deficit)

Medicaid (ASES)	
Nutritional Assistance Program (NAP)	
Payroll / OpEx / Other Federal Programs, incl. COVID	
Federally Reimbursable Tax Credits	
Total	

FF Inflows	FF Outflows	Net Cash Flow	LP Net Cash Flow	Variance
\$ 2,083	\$ (2,082)	\$ 1	\$ 0	\$ 1
1,991	(2,025)	(34)	43	(77)
3,061	(2,268)	793	65	727
-	-	-	-	-
\$ 7,135	\$ (6,375)	\$ 761	\$ 109	\$ 652



Footnotes

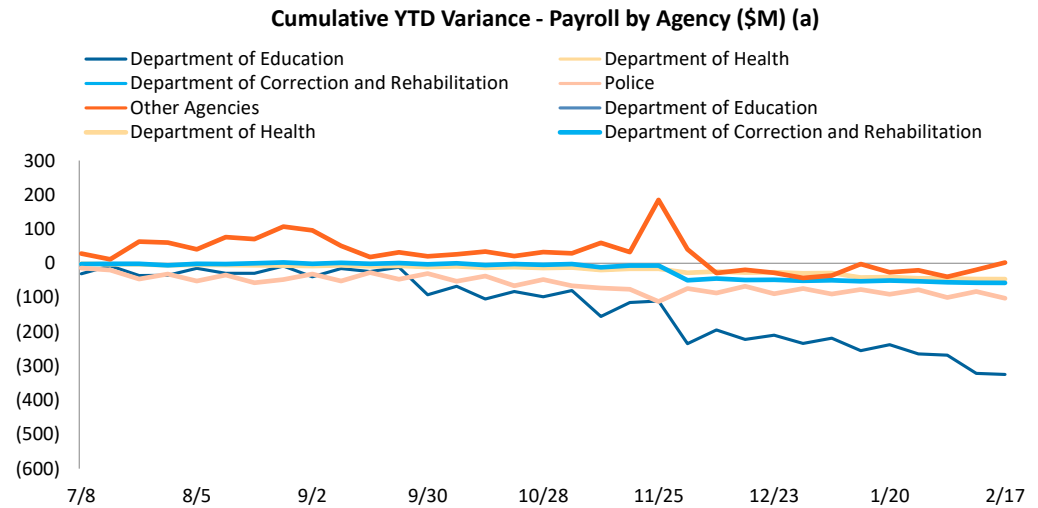
- (a) Please note that federal fund classification as represented here is based on the fund classification at the point of transaction. Agencies regularly review cash transactions and make accounting adjustments that result in fund reclassifications.

Puerto Rico Department of Treasury | Hacienda
 Payroll / Vendor Disbursements Summary

Key Takeaways / Notes : Gross Payroll

- Negative YTD payroll variance is primarily driven by lower than projected in the Department of Education and Police Department Payroll respectively.

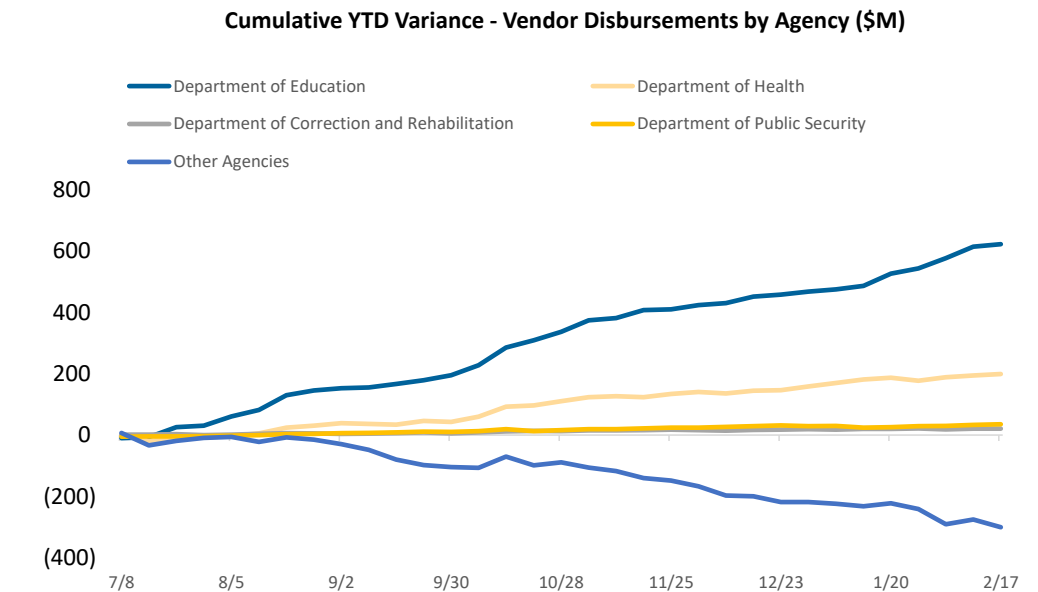
Gross Payroll (\$M) (a)	YTD Variance
Agency	
Department of Health	\$ (46)
Department of Education	(325)
Department of Correction & Rehabilitation	(57)
Police	(103)
All Other Agencies	2
Total YTD Variance	\$ (529)



Key Takeaways / Notes : Vendor Disbursements

- Positive overall variance is due to lower than projected spending by the Department of Education and Dept of Health, primarily of federal funds.

Vendor Disbursements (\$M)	YTD Variance
Agency	
Department of Education	\$ 622
Department of Health	199
Department of Public Security	35
Department of Correction & Rehabilitation	21
All Other Agencies	(300)
Total YTD Variance	\$ 577



Footnotes

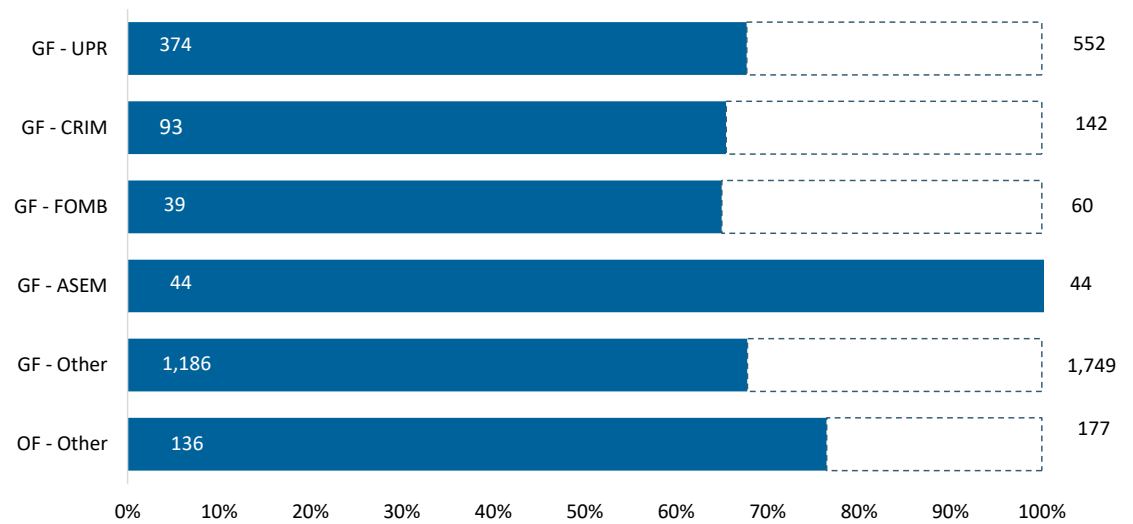
(a) Gross Payroll is equal to the sum of: (i) Net Payroll by Agency from the DTPR RHUM system; (ii) Other Payroll and (iii) Cash outlays for wage garnishments by Agency.

Puerto Rico Department of Treasury | Hacienda
State Funded Budgetary Transfers Summary

Key Takeaways / Notes

- 1.) General Fund appropriations are generally executed throughout the year on a consistent basis in the first week of a given month. The amount transferred each month is usually the sum of the receiving entity's budgeted amount for FY22 divided into twelve, subject to a 2.5% holdback through the first nine months of the fiscal year, to be disbursed during the fourth quarter following reconciliation of General Fund revenues to Fiscal Plan projections and subsequent approval and authorization for release by the Oversight Board and the Director of OMB. Other General Fund transfers and Other Fund transfers require the recognition of certain revenues within DTPR accounting records prior to sending funds to a receiving entity.

YTD FY2022 Budgeted Appropriations Executed (\$M)



Remaining Appropriation Budget (\$M)

Entity Name	Full Year		
	Actual YTD	Expectation	Remaining
GF - UPR	\$ 374	\$ 552	\$ 178
GF - CRIM	93	142	49
GF - FOMB	39	60	21
GF - ASEM	44	44	(0)
GF - Other	1,186	1,749	563
OF - Other	136	177	42
Total	\$ 1,871	\$ 2,723	\$ 852

YTD Appropriation Variance (\$M)

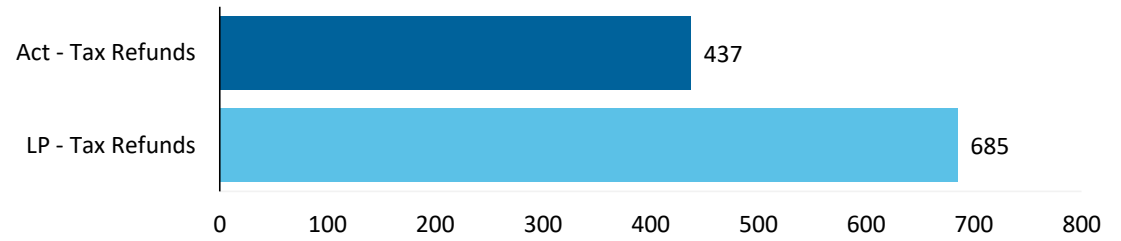
Entity Name	Liquidity Plan		
	Actual YTD	YTD	Variance
GF - UPR	\$ 374	\$ 359	\$ (15)
GF - CRIM	93	92	(1)
GF - FOMB	39	39	-
GF - ASEM	44	28	(16)
GF - Other	1,186	1,106	(80)
OF - Other	136	110	(26)
Total	\$ 1,871	\$ 1,734	\$ (137)

Puerto Rico Department of Treasury | Hacienda
Tax Refunds / PayGo and Pensions Summary

Key Takeaways / Notes : Tax Refunds & Credits

- 1.) Tax refunds include EITC distributions, refunds to individuals and seniors as well as other tax credits. Tax Refunds are - \$247M under projected YTD.

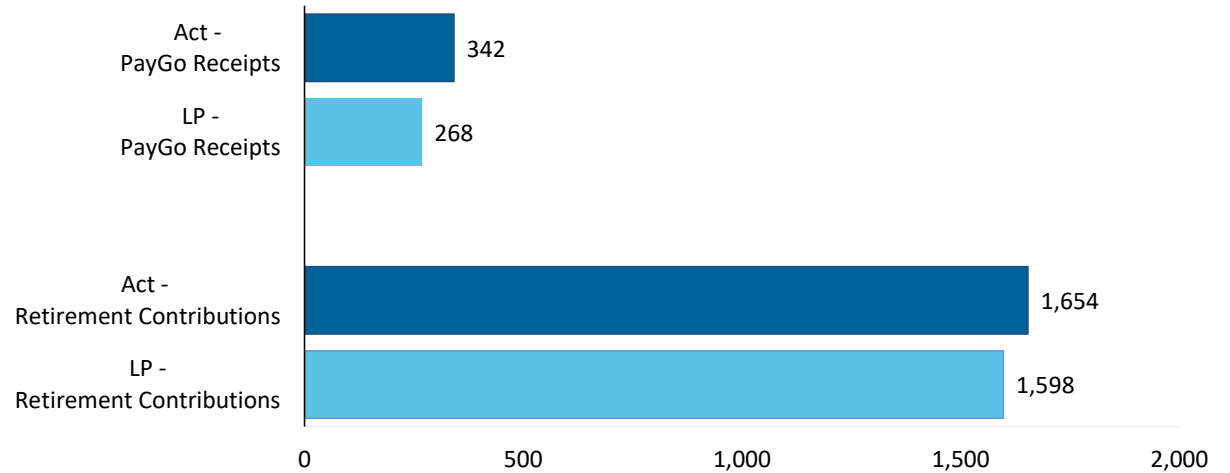
YTD Tax Refunds Disbursed (\$M)



Key Takeaways / Notes : PayGo Receipts and Retirement Contributions

- 1.) YTD PayGo Receipts are over projected. Further details on the status of PayGo can be found in the monthly PayGo Report on Hacienda website in Public Finance section.

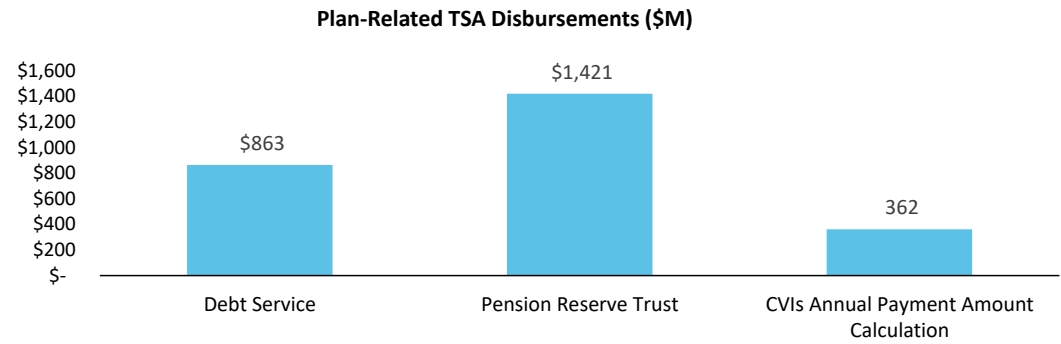
YTD PayGo Receipts and Retirement Contributions (\$M)



Puerto Rico Department of Treasury | Hacienda
Plan of Adjustment TSA Transfers Summary

1.) A total of \$2.6B has been transferred out of the TSA for Plan-related payments.

Plan-Related TSA Disbursements (\$M)	Actual YTD
Debt Service	\$ 863
Pension Reserve Trust	1,421
CVIs Annual Payment Amount Calculation	362
Total	\$ 2,646



Puerto Rico Department of Treasury | Hacienda

Schedule A: Central Government - Live Web Portal AP by Payee Type (a) (b)

All Agencies

(figures in \$000s)

Continues and Continued...

ID	Agency Name	3rd Party Payables	Intergovernmental Payables	Total
071	Department of Health	\$ 202,051	\$ 40,849	\$ 242,901
081	Department of Education	139,916	8,155	148,071
271	Office of Information Technology and Communications	75,930	0	75,930
045	Department of Public Security	38,095	34,108	72,204
025	Hacienda (entidad interna - fines de contabilidad)	70,974	976	71,950
049	Department of Transportation and Public Works	57,733	407	58,140
123	Families and Children Administration	51,759	-	51,759
050	Department of Natural and Environmental Resources	38,385	8	38,393
024	Department of the Treasury	26,392	-	26,392
078	Department of Housing	19,716	298	20,014
127	Administration for Socioeconomic Development of the Family	18,554	-	18,554
137	Department of Correction and Rehabilitation	13,344	-	13,344
329	Socio-Economic Development Office	5,755	6,694	12,449
311	Gaming Commission	12,316	-	12,316
075	Office of the Financial Institutions Commissioner	12,098	-	12,098
095	Mental Health and Addiction Services Administration	11,996	14	12,011
031	General Services Administration	11,570	36	11,606
067	Department of Labor and Human Resources	10,793	4	10,797
043	Puerto Rico National Guard	9,804	2	9,806
241	Administration for Integral Development of Childhood	8,235	-	8,235
038	Department of Justice	8,092	4	8,095
122	Department of the Family	7,873	1	7,874
126	Vocational Rehabilitation Administration	7,126	12	7,138
124	Child Support Administration	4,820	1	4,821
120	Veterans Advocate Office	4,683	-	4,683
021	Emergency Management and Disaster Administration Agency	4,475	-	4,475
010	General Court of Justice	3,731	-	3,731
028	Commonwealth Election Commission	3,663	-	3,663
055	Department of Agriculture	2,967	-	2,967
266	Office of Public Security Affairs	2,666	-	2,666
018	Planning Board	2,003	-	2,003
133	Natural Resources Administration	1,877	-	1,877
290	State Energy Office of Public Policy	1,567	-	1,567
152	Elderly and Retired People Advocate Office	635	775	1,410
087	Department of Sports and Recreation	1,224	76	1,301

Puerto Rico Department of Treasury | Hacienda

Schedule A: Central Government - Live Web Portal AP by Payee Type (a) (b)

All Agencies

(figures in \$000s)

Continues and Continued...

ID	Agency Name	3rd Party Payables	Intergovernmental Payables	Total
016	Office of Management and Budget	1,288	3	1,291
189	Institute of Forensic Sciences	1,175	-	1,175
273	Permit Management Office	1,136	-	1,136
040	Puerto Rico Police	1,038	-	1,038
105	Industrial Commission	842	1	844
220	Correctional Health	782	-	782
023	Department of State	750	-	750
272	Office of the Inspector General of the Government of Puerto	644	95	738
096	Women's Advocate Office	694	-	694
026	Special Appropriations for the Central Government Retireme	617	-	617
035	Industrial Tax Exemption Office	570	-	570
155	State Historic Preservation Office	483	4	487
015	Office of the Governor	472	5	477
242	PPD Central Committee	427	-	427
022	Office of the Commissioner of Insurance	236	-	236
089	Horse Racing Industry and Sport Administration	233	-	233
298	Public Service Regulatory Board	167	-	167
296	Com Audit Int Cred Publico	150	-	150
244	PIP Central Committee	148	-	148
062	Cooperative Development Commission	127	-	127
243	PNP Central Committee	121	-	121
226	Joint Special Counsel on Legislative Donations	119	-	119
069	Department of Consumer Affairs	113	2	115
153	Advocacy for Persons with Disabilities of the Commonwealth	112	0	113
060	Citizen's Advocate Office (Ombudsman)	74	0	74
042	Firefighters Corps	64	-	64
132	Energy Affairs Administration	49	-	49
030	Office of Administration and Transformation of HR in the Gov	22	4	25
231	Health Advocate Office	20	-	20
	Other	72	-	72
Total		\$ 905,566	\$ 92,532	998,098

Footnotes:

- (a) Data presented above represents the Central Government live AP Web Portal repository of third party and intergovernmental invoices by agency, implemented for FY2019. The full transition to managing central government payables through the web portal is not yet complete and therefore the table above may not represent all Central Government AP. Ongoing efforts with the largest agencies to implement the appropriate processes and controls needed to fully transition to the web portal and realize improvements in reporting and efficiency continue as of the date of this report.
- (b) On a go-forward basis, vendors submit invoices for approval through the live AP Web Portal where they are logged electronically, matched with the appropriate purchase order or other relevant documentation, and approved / vouchered at the agency level through the online interface.

Puerto Rico Department of Treasury | Hacienda

Schedule B: Central Government - Live Web Portal AP Aging (a) (b)

All Agencies

(figures in \$000s)

Continues and Continued...

ID	Agency Name	0 - 30	31 - 60	61 - 90	Over 90 days	Total
071	Department of Health	\$ 20,598	\$ 22,742	\$ 12,639	\$ 186,923	\$ 242,901
081	Department of Education	42,380	26,588	29,521	49,582	148,071
271	Office of Information Technology and Communications	5,838	1,118	161	68,813	75,930
045	Department of Public Security	40,130	1,621	1,622	28,831	72,204
025	Hacienda (entidad interna - fines de contabilidad)	30,490	767	293	40,399	71,950
049	Department of Transportation and Public Works	8,451	11,894	6,070	31,725	58,140
123	Families and Children Administration	4,221	1,385	2,263	43,890	51,759
050	Department of Natural and Environmental Resources	4,121	3,711	2,872	27,689	38,393
024	Department of the Treasury	19,761	3,818	2,433	380	26,392
078	Department of Housing	1,220	1,752	826	16,215	20,014
127	Administration for Socioeconomic Development of the Famil	1,742	1,409	1,046	14,357	18,554
137	Department of Correction and Rehabilitation	4,446	881	734	7,283	13,344
329	Socio-Economic Development Office	36	28	16	12,368	12,449
311	Gaming Comission	1,970	1,584	1,529	7,232	12,316
075	Office of the Financial Institutions Commissioner	12,060	10	5	24	12,098
095	Mental Health and Addiction Services Administration	2,983	774	1,439	6,815	12,011
031	General Services Administration	600	2,203	695	8,109	11,606
067	Department of Labor and Human Resources	999	1,802	340	7,656	10,797
043	Puerto Rico National Guard	1,971	279	457	7,099	9,806
241	Administration for Integral Development of Childhood	2,753	267	1,569	3,645	8,235
038	Department of Justice	733	2,847	336	4,180	8,095
122	Department of the Family	1,335	866	603	5,069	7,874
126	Vocational Rehabilitation Administration	1,286	204	91	5,558	7,138
124	Child Support Administration	779	203	212	3,627	4,821
120	Veterans Advocate Office	625	76	92	3,890	4,683
021	Emergency Management and Disaster Administration Agency	-	-	-	4,475	4,475
010	General Court of Justice	166	12	10	3,543	3,731
028	Commonwealth Election Commission	147	718	99	2,699	3,663
055	Department of Agriculture	407	80	169	2,311	2,967
266	Office of Public Security Affairs	33	15	743	1,875	2,666
018	Planning Board	301	682	477	543	2,003
133	Natural Resources Administration	-	-	-	1,877	1,877
290	State Energy Office of Public Policy	-	-	8	1,559	1,567
152	Elderly and Retired People Advocate Office	1,092	103	57	159	1,410
087	Department of Sports and Recreation	278	671	33	318	1,301

Puerto Rico Department of Treasury | Hacienda

Schedule B: Central Government - Live Web Portal AP Aging (a) (b)

All Agencies

(figures in \$000s)

Continues and Continued...

ID	Agency Name	0 - 30	31 - 60	61 - 90	Over 90 days	Total
016	Office of Management and Budget	514	303	55	419	1,291
189	Institute of Forensic Sciences	-	29	94	1,052	1,175
273	Permit Management Office	12	21	19	1,084	1,136
040	Puerto Rico Police	-	-	-	1,038	1,038
105	Industrial Commission	130	18	19	676	844
220	Correctional Health	-	0	0	781	782
023	Department of State	631	35	13	71	750
272	Office of the Inspector General of the Government of Puerto	10	12	7	709	738
096	Women's Advocate Office	140	77	29	447	694
026	Special Appropriations for the Central Government Retirement	2	2	3	611	617
035	Industrial Tax Exemption Office	1	1	1	567	570
155	State Historic Preservation Office	45	116	41	286	487
015	Office of the Governor	53	11	3	411	477
242	PPD Central Committee	-	-	-	427	427
022	Office of the Commissioner of Insurance	115	56	56	10	236
089	Horse Racing Industry and Sport Administration	-	-	-	233	233
298	Public Service Regulatory Board	75	10	10	72	167
296	Com Audit Int Cred Publico	-	-	-	150	150
244	PIP Central Committee	-	-	-	148	148
062	Cooperative Development Commission	13	11	13	90	127
243	PNP Central Committee	-	-	-	121	121
226	Joint Special Counsel on Legislative Donations	5	-	4	110	119
069	Department of Consumer Affairs	9	6	5	96	115
153	Advocacy for Persons with Disabilities of the Commonwealth	4	3	11	94	113
060	Citizen's Advocate Office (Ombudsman)	4	1	-	68	74
042	Firefighters Corps	-	-	-	64	64
132	Energy Affairs Administration	-	-	-	49	49
030	Office of Administration and Transformation of HR in the Gov	13	0	-	13	25
231	Health Advocate Office	17	0	1	2	20
	Other	15	4	4	49	72
Total		\$ 215,759	\$ 91,828	\$ 69,848	\$ 620,664	\$ 998,098

Footnotes:

(a) Data presented above represents the Central Government live AP Web Portal repository of third party and intergovernmental invoices by agency, implemented for FY2019. The full transition to managing central government payables through the web portal is not yet complete and therefore the table above may not represent all Central Government AP. Ongoing efforts with the largest agencies to implement the appropriate processes and controls needed to fully transition to the web portal and realize improvements in reporting and efficiency continue as of the date of this report.

(b) On a go-forward basis, vendors submit invoices for approval through the live AP Web Portal where they are logged electronically, matched with the appropriate purchase order or other relevant documentation, and approved / vouchered at the agency level through the online interface.