



GOVERNMENT OF PUERTO RICO
Department of the Treasury

Treasury Single Account ("TSA") FY 2024 Cash Flow
As of November 3, 2023

Disclaimer

- The Department of the Treasury of Puerto Rico (“Hacienda”), the Government of Puerto Rico (the “Government”), and each of their respective officers, directors, employees, agents, attorneys, advisors, members, partners or affiliates (collectively, with Hacienda and the Government the “Parties”) make no representation or warranty, express or implied, to any third party with respect to the information contained herein and all Parties expressly disclaim any such representations or warranties.
- The Parties do not owe or accept any duty or responsibility to any reader or recipient of this presentation, whether in contract or tort, and shall not be liable for or in respect of any loss, damage (including without limitation consequential damages or lost profits) or expense of whatsoever nature of such third party that may be caused by, or alleged to be caused by, the use of this presentation or that is otherwise consequent upon the gaining of access to this document by such third party.
- This document does not constitute an audit conducted in accordance with generally accepted auditing standards, an examination of internal controls or other attestation or review services in accordance with standards established by the American Institute of Certified Public Accountants or any other organization. Nor does this document constitute an audit of compliance with any other federal law, rule, or regulation. Accordingly, the Parties do not express an opinion or any other form of assurance on the financial statements or any financial or other information or the internal controls of the Government and the information contained herein.
- Any statements and assumptions contained in this document, whether forward-looking or historical, are not guarantees of future performance and involve certain risks, uncertainties, estimates and other assumptions made in this document. The economic and financial condition of the Government and its instrumentalities is affected by various financial, social, economic, environmental and political factors. These factors can be very complex, may vary from one fiscal year to the next and are frequently the result of actions taken or not taken, not only by the Government and its agencies and instrumentalities, but also by entities such as the government of the United States. Because of the uncertainty and unpredictability of these factors, their impact cannot be included in the assumptions contained in this document. Future events and actual results may differ materially from any estimates, projections, or statements contained herein. Nothing in this document should be considered as an express or implied commitment to do or take, or to refrain from taking, any action by Hacienda, the Government, or any government instrumentality in the Government or an admission of any fact or future event. Nothing in this document shall be considered a solicitation, recommendation or advice to any person to participate, pursue or support a particular course of action or transaction, to purchase or sell any security, or to make any investment decision.
- By receiving this document, the recipient shall be deemed to have acknowledged and agreed to the terms of these limitations.
- This document may contain capitalized terms that are not defined herein, or may contain terms that are discussed in other documents or that are commonly understood. You should make no assumptions about the meaning of capitalized terms that are not defined, and you should consult with advisors of Hacienda should clarification be required.

Glossary

Term	Definition
ACAA	- Automobile Accident Compensation Administration, or Administración de Compensaciones por Accidentes de Automoviles, is a component unit of the Commonwealth of Puerto Rico.
Act 154	- Act 154 means Act No. 154-2010, which, inter alia, imposes a temporary excise tax on the acquisition by multinationals of certain property manufactured or produced in whole or in part in Puerto Rico and on the acquisition of certain manufacturing services carried out in Puerto Rico. The Act 154 temporary excise tax expires on December 31, 2027.
AFI / PRIFA	- Infrastructure Financing Authority.
ASC	- Compulsory Liability Insurance, private insurance company.
ASES	- Puerto Rico Health Insurance Administration, a public corporation and component unit of the Commonwealth of Puerto Rico.
CINE	- Puerto Rico Cinema Fund, a recipient of certain assigned sales and use tax revenues.
COFINA	- Puerto Rico Sales Tax Financing Corporation.
DTPR	- Department of the Treasury of Puerto Rico also referred to as "Hacienda".
DTPR Collection System	- This is the software system that DTPR uses for collections.
FAM	- Municipal Fund Administration, a recipient of certain assigned sales and use tax revenues.
General Fund Collections	- All gross tax collections received and deposited into the TSA from all Hacienda Collection Posts, through the Hacienda Colecturia Virtual (online), and/or SURI, as well as certain pass-through collections and others.
General Fund	- General Fund (Operating Fund) means the Commonwealth principal operating fund; disbursements from such fund are generally approved through the Commonwealth's annual budgeting process.
Gross Payroll	- Gross Payroll is equal to the sum of: (i) Net Payroll from the DTPR RHUM system; (ii) Other Payroll and (iii) Cash outlays for wage garnishments by Agency.
HTA	- Puerto Rico Highways and Transportation Authority, a public corporation and a component unit of the Commonwealth of Puerto Rico.
Liquidity Plan (LP)	- The Liquidity Plan is the translation of the Certified Fiscal Plan ("CFP") and Certified Budget ("Budget") into a cash flow projection. The TSA Liquidity Plan encompasses all cash flow activity within the TSA. Certain cash flow activity is contemplated in the CFP and Budget, but occurs outside the TSA. Cash flow bridges from the TSA to the CFP and Budget have been included to facilitate comparison.
NAP	- NAP, or the Nutrition Assistance Program, also known as PAN, or Programa de Asistencia Nutricional is a federal assistance nutritional program provided by the United States Department of Agriculture (USDA) solely to Puerto Rico.
OMB	- The Office of Management and Budget of Puerto Rico.
Other Payroll	- Other Payroll expenses relate to employee withholdings, social security, insurance, and other deductions.
Other State Collections	- Inflows related to various Health Department programs, the State Insurance Fund, the Commissioner of Financial Institutions, interest earned on TSA bank accounts and others.
PayGo	- PayGo - Puerto Rico pension system that is funded through a pay-as-you-go system. Retirement benefits expenses of government employers are paid by the central government and reimbursed by the employers, with such funds received by the TSA.
Plan of Adjustment ("Plan")	- Plan to adjust the liabilities for the Commonwealth of Puerto Rico, the Puerto Rico Public Building Authority, and Employee Retirement System of the Government of Puerto Rico confirmed on 1/18/22 by the US District Court for the District of Puerto Rico under PROMESA.
PREPA	- Puerto Rico Electric Power Authority, a public corporation and a component unit of the Commonwealth of Puerto Rico.
PRITA	- Puerto Rico Integrated Transport Authority, a public corporation and component unit of the Commonwealth of Puerto Rico.
PSTBA	- The PSTBA is an amount established under Act 91-2006, as amended, and the Sales Tax Revenue Bond Resolution, as amended and restated on June 10, 2009 (the "Bond Resolution"), that currently must be received by COFINA from 5.5% of the SUT before the Commonwealth can receive any of the other 5.5% SUT.
Public Corporation	- Public corporations are governmental authorities with autonomous structure separate from the central government administration and with independent treasury functions.
RHUM System	- This is the software system that DTPR uses for payroll.
SIFC	- State Insurance Fund Corporation, a public corporation and a component unit of the Commonwealth of Puerto Rico.
Special Revenue Receipts	- Collections made by central government agencies at collection posts for services rendered by the agencies as well as fees, licenses, permits, fines and others.
SURI	- Sistema Unificado de Rentas Internas is the new digital tool of the Department of the Treasury that will allow integration and streamlining of the administration of taxes and revenues and eliminate the complexity of the current systems for the benefit of the Treasury and the taxpayers.
SURI Sweep Account Transfers	- The SURI Sweep Account balance transfers is included as part of the General Fund Collections.
TSA	- Treasury Single Account, the Commonwealth's main operational bank account (concentration account) in which a majority of receipts from Governmental funds are deposited and from which most expenses are disbursed. TSA receipts include tax collections, charges for services, intergovernmental collections, the proceeds of short and long-term debt issuances and amounts held in custody by the Secretary of the Treasury for the benefit of the Commonwealth's fiduciary funds. Only a portion of the revenues received by the TSA is included in the annual General Fund budget presented to the Puerto Rico Legislative Assembly for approval. Other revenues are separately assigned by law to certain agencies or public corporations but still flow through the TSA.

Introduction

- Enclosed is the weekly Treasury Single Account ("TSA") cash flow report and supporting schedules with weekly YTD FY2024 actual results compared to the FY2024 Liquidity Plan.
- TSA is the Commonwealth's main operational bank account (concentration account) in which a majority of receipts from Governmental funds are deposited and from which most expenses are disbursed.
- Receipts in the TSA include tax collections (including revenues assigned to certain public corporations and pledged for the payment of their debt service), charges for services, intergovernmental collections (such as reimbursements from Federal assistance grants), the proceeds of short and long-term debt issuances held in custody by the Secretary of Treasury for the benefit of the Government fiduciary funds, and other receipts. Only a portion of the revenues received by the TSA is included in the annual General Fund budget presented to the Puerto Rico Legislative Assembly for approval. Other revenues are separately assigned by law to certain agencies or public corporations but still flow through the TSA.
- Disbursements from the TSA include payroll and related costs, vendor and operational disbursements (including those reimbursed by Federal assistance grants and funded from Special Revenue Funds), welfare expenditures, capital outlays, debt service payments, required budgetary formulas and appropriation payments, pass-through payments of pledged revenues to certain public corporations, tax refunds, payments of current pension benefits and other disbursements.
- Federal funds related to disaster relief for hurricanes Irma and Maria are deposited in a separate bank account overseen by the Government Authorized Representative ("GAR"). Funds may be transferred to the TSA either: (i) after admissible disbursements (per approved Project Worksheets) have been made or (ii) once supporting documentation for an accrual or related expense are provided to and approved by FEMA. Therefore, FEMA funding may also be received in advance of actual cash disbursement, as payments to vendors may occur subsequent to when the corresponding services are rendered / expenses are recorded.
- Data limitations and commentary:
The government has focused on cash transaction information for which access to reliable, timely, and detailed data is readily available. The government continues to work with DTPR and other parties to access additional reliable data that would help to provide additional detail in the future.

Puerto Rico Department of Treasury | Hacienda
Executive Summary - TSA Cash Flow Actual Results
(figures in Millions)

Bank Cash Position	Weekly Cash Flow	YTD Net Cash Flow	YTD Actual vs LP Variance
\$7,630	(\$676)	(\$644)	\$783

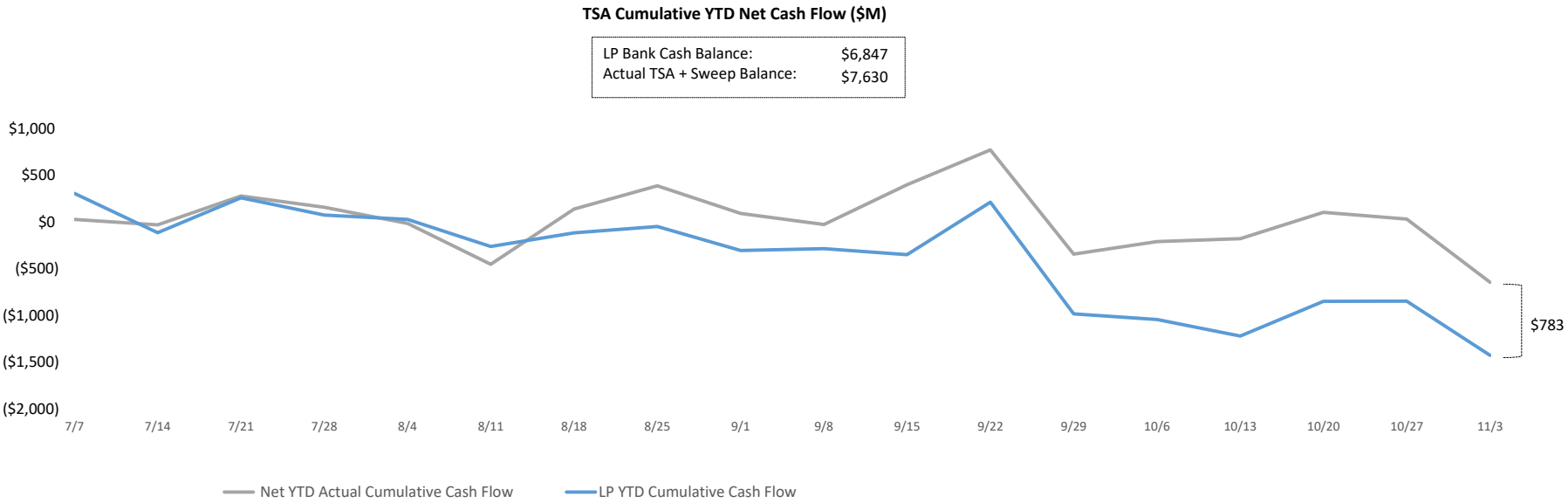
Bridge from FY24 Liquidity Plan projected TSA Cash Balance to actual FY24 TSA Cash Balance as of November 3, 2023

<u>Cash Flow line item</u>	<u>Variance Bridge (\$M)</u>	<u>Comments</u>
Liquidity Plan Projected Cash Balance 11/3/23:	\$ 6,847	1. State collections are currently higher than projected. The variance is mainly driven by General Fund Collections of \$523M and Special Revenue Funds of \$115M.
1 State Collections	638	2. The Federal Funds reimbursements are often received with a timing difference in comparison with the disbursements, causing weekly variances. The negative variance is mainly driven by Medicaid receipts being \$409M lower than expected.
2 Federal Fund Net Cash Flow	(408)	3. Tax Credits and Refunds are temporarily under projected cash flow.
3 Tax Credits & Refunds	253	
All Other	298	
Actual TSA Cash Account Balance	<u>\$ 7,630</u>	

Memo: Summary of Cash Balances

TSA Operational Cash	\$ 5,687
TSA Reserves	1,943
Actual TSA Cash Account Balance	<u>\$ 7,630</u>

Puerto Rico Department of Treasury | Hacienda
YTD TSA Cash Flow Summary - Actual vs LP



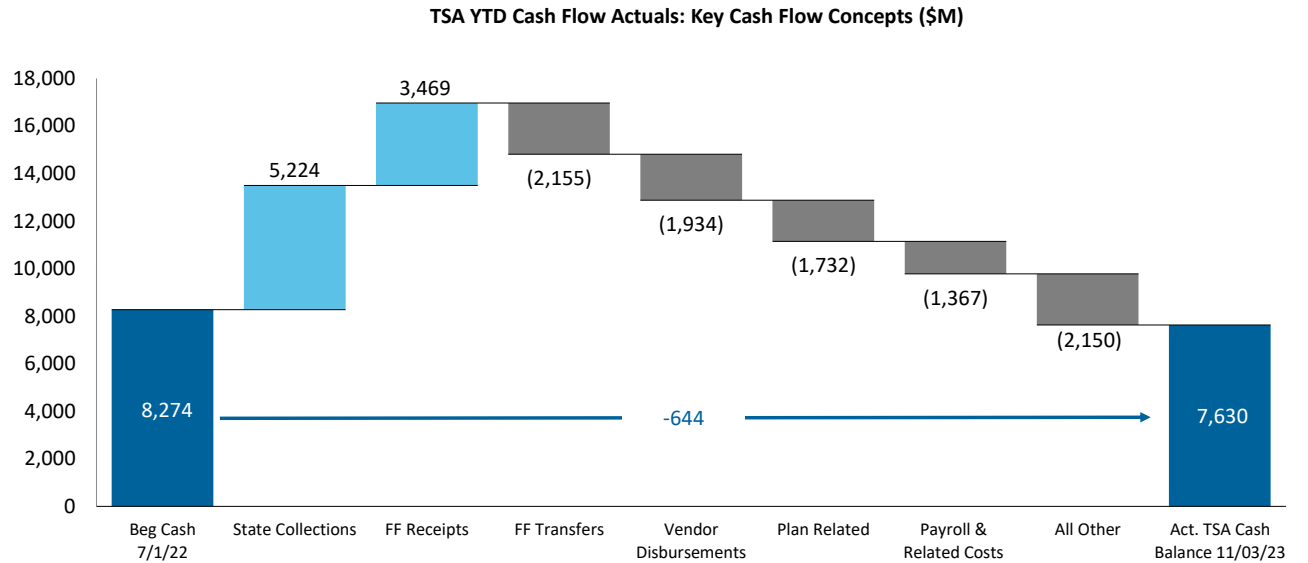
YTD Actuals vs. Liquidity Plan

YTD net cash flow is -\$644M and cash flow variance to the Liquidity Plan is \$783M, with various offsetting variances within.

Puerto Rico Department of Treasury | Hacienda
YTD Cash Flow Summary - TSA Cash Flow Actual Results

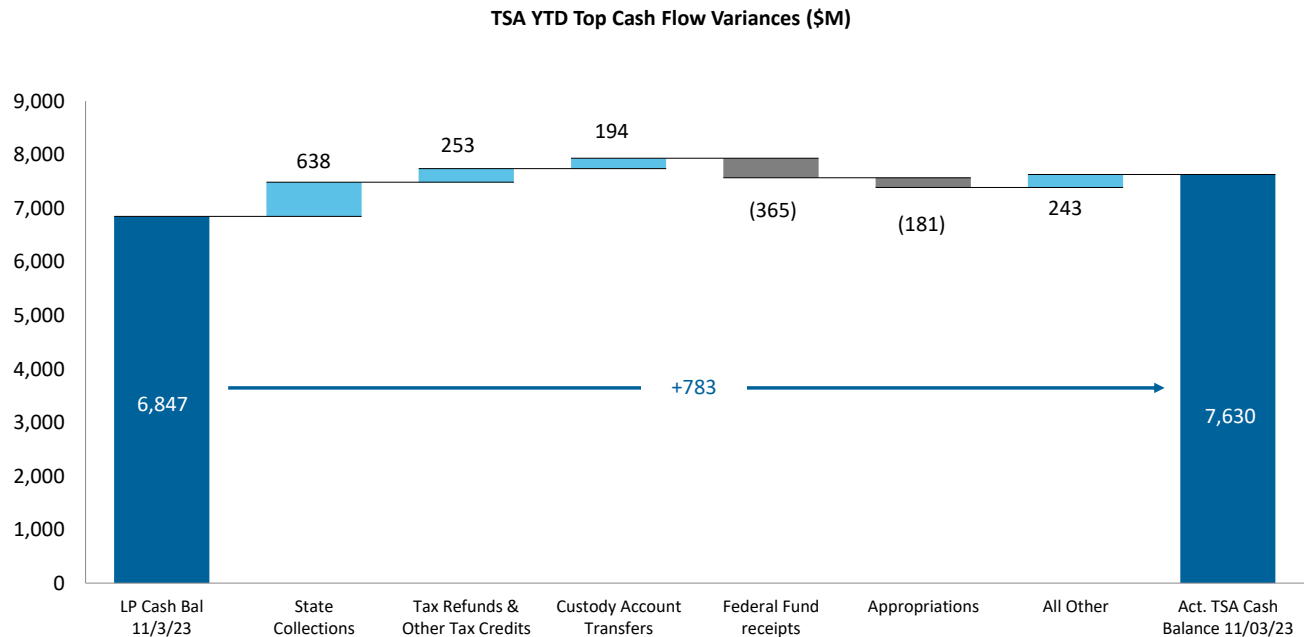
Net Cash Flow - YTD Actuals

1.) The primary cash driver of FY24 are State Collections. Federal Fund inflows of \$3,469M represent 39% of YTD inflows, but are largely offset by Federal Fund transfers, with YTD net deficit of \$221M (Refer to page 13 for additional detail).



Net Cash Flow YTD Variance - LP vs. Actual

1.) State Collections, Tax Refunds and Other Tax Credits, and Custody Account Transfers drive the YTD cash flow variance. This is partially offset by higher than projected amounts in Federal Funds Receipts.



Puerto Rico Department of Treasury | Hacienda

TSA Cash Flow Actual Results for the Week Ended November 3, 2023

	FY24 Actual	FY24 LP	Variance	FY24 Actual	FY24 LP	Variance	
	11/3	11/3	11/3	YTD	YTD	YTD	
<i>(figures in Millions)</i>							
State Collections							
1	General fund collections (a)	\$373	\$190	\$183	\$4,539	\$4,016	\$523
2	Other fund revenues & Pass-throughs (b)	5	4	1	116	146	(30)
3	Special Revenue receipts	6	6	0	170	130	39
4	All Other state collections (c)	17	10	7	399	293	106
5	Sweep Account Transfers (a)	-	-	-	-	-	-
6	Subtotal - State collections	\$400	\$210	\$190	\$5,224	\$4,586	\$638
Federal Fund Receipts							
7	Medicaid	-	441	(441)	614	1,022	(409)
8	Nutrition Assistance Program	32	13	19	1,043	967	76
9	All Other Federal Programs	54	73	(19)	1,674	1,696	(22)
10	Other	-	-	-	138	137	0
11	Subtotal - Federal Fund receipts	\$86	\$527	(\$441)	\$3,469	\$3,822	(\$354)
Balance Sheet Related							
12	Paygo charge	14	3	11	177	177	0
13	Other	-	-	-	-	-	-
14	Subtotal - Other Inflows	\$14	\$3	\$11	\$177	\$177	\$0
Plan of Adjustment Related							
15	CW Intragovernmental Transfers (d)	-	-	-	72	24	48
16	Other	-	-	-	-	-	-
17	Subtotal - Plan Inflows	-	-	-	\$72	\$24	\$48
18	Total Inflows	\$501	\$740	(\$239)	\$8,943	\$8,610	\$333
Payroll and Related Costs (e)							
19	General fund	(15)	(19)	4	(941)	(941)	1
20	Federal fund	(7)	(9)	2	(381)	(424)	42
21	Other State fund	(3)	(2)	(1)	(44)	(57)	13
22	Subtotal - Payroll and Related Costs	(\$25)	(\$30)	\$5	(\$1,367)	(\$1,422)	\$56
Operating Disbursements (f)							
23	General fund	(46)	(48)	3	(568)	(611)	43
24	Federal fund	(45)	(62)	17	(1,154)	(1,069)	(85)
25	Other State fund	(20)	(15)	(5)	(212)	(336)	124
26	Subtotal - Vendor Disbursements	(\$110)	(\$125)	\$15	(\$1,934)	(\$2,016)	\$82
State-funded Budgetary Transfers							
27	General Fund	(163)	(85)	(78)	(1,135)	(963)	(172)
28	Other State Fund	(7)	(1)	(6)	(59)	(50)	(9)
29	Subtotal - Appropriations - All Funds	(\$170)	(\$86)	(\$84)	(\$1,194)	(\$1,012)	(\$181)
Federal Fund Transfers							
30	Medicaid	(254)	(457)	204	(853)	(1,022)	170
31	Nutrition Assistance Program	(50)	(30)	(20)	(1,062)	(984)	(78)
32	All other federal fund transfers	(0)	-	(0)	(240)	(137)	(103)
33	Subtotal - Federal Fund Transfers	(\$304)	(\$487)	\$183	(\$2,155)	(\$2,143)	(\$11)
Other Disbursements - All Funds							
34	Retirement Contributions	(6)	(9)	2	(882)	(883)	0
35	Tax Refunds & other tax credits (g)	(20)	(32)	12	(254)	(508)	253
36	Title III Costs	(2)	(0)	(2)	(86)	(41)	(45)
37	State Cost Share	-	-	-	-	-	-
38	Milestone Transfers	-	-	-	(20)	(84)	64
39	Custody Account Transfers	-	(13)	13	-	(194)	194
40	Other items paid from FY23 Surplus	-	-	-	-	-	-
41	Loans and Notes Transactions	-	-	-	16	-	16
42	All Other	-	-	-	20	-	20
43	Subtotal - Other Disbursements - All Funds	(\$29)	(\$53)	\$24	(\$1,206)	(\$1,710)	\$504
Plan of Adjustment Related							
44	Disbursements to Paying Agent	(539)	(539)	(0)	(1,732)	(1,732)	0
45	Direct Disbursements	-	-	-	-	-	-
46	Subtotal - Plan Disbursements	(\$539)	(\$539)	(\$0)	(\$1,732)	(\$1,732)	\$0
47	Total Outflows	(\$1,177)	(\$1,320)	\$143	(\$9,587)	(\$10,036)	\$450
48	Net Operating Cash Flow	(\$676)	(\$580)	(\$96)	(\$644)	(\$1,427)	\$783
49	Bank Cash Position, Beginning	8,305	7,427	878	8,274	8,274	(0)
50	Bank Cash Position, Ending	\$7,630	\$6,847	\$783	\$7,630	\$6,847	\$783
Memo: Summary of Accounts							
	Operational	\$5,687					
	Reserves (h)	1,943					
	Total Bank Cash Position	\$7,630					

Puerto Rico Department of Treasury | Hacienda*FY24 TSA Cash Flow Actual Results - Footnotes*Footnotes:

- (a) Represents gross tax collections received and deposited from all Hacienda Collection Posts, through the Hacienda Colecturia Virtual (online) and/or SURI. Additionally, as of the date of this report, the "General Fund Collections" line item includes unreconciled collections due to DTPR transition to collecting various gross tax receipts through the new SURI system. The SURI Sweep Account balance transfers is included as part of the General Fund Collections.
- (b) These revenues are collected by DTPR and immediately appropriated.
- (c) Inflows related to the State Insurance Fund, the Department of Labor and Human Resources, the Commissioner of Financial Institutions, interest earned on TSA bank accounts and others. As of the date this report the TSA has received \$122.8M in interest income in FY24 from earnings on the TSA cash balance.
- (d) Transfer of CRIM portion pursuant to the POA. CRIM shall pay to the Commonwealth amounts collected by CRIM in connection with the 1.03% property tax levied pursuant to Act 83-1991 and which are due and owing to the Commonwealth.
- (e) Represents total gross payroll. Gross payroll includes net payroll disbursed to government employees, cash transfers to the Police Department for payroll costs, and other payroll related costs (employee withholdings, social security, insurance, and other deductions).
- (f) Includes payments to third-party vendors as well as intergovernmental payments to agencies with separate Treasuries.
- (g) Includes Federally Funded Employee Retention Credits.
- (h) Funds are held in a separate bank account outside of the TSA Operational Cash . Some of these funds are not restricted, as defined by the Governmental Accounting Standard Board (GASB), but have been segregated by the Government for the service to the debt and the Disaster Relief Fund, among other purposes.

Puerto Rico Department of Treasury | Hacienda
General Fund Collections Summary

Key Takeaways / Notes

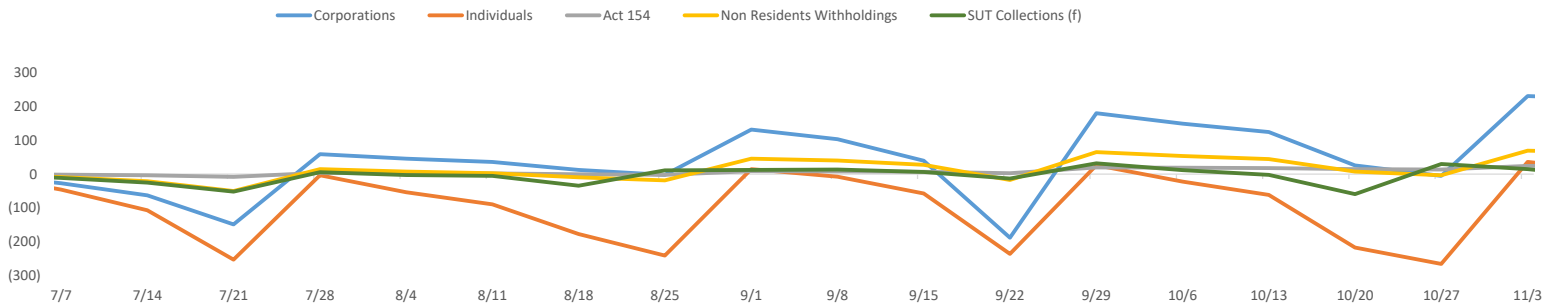
1.) Accumulated collections into TSA sweep accounts are generally transferred to the TSA with a 7-10 day lag. Since May 31, 2023, the SURI Sweep Account balance was included as part of Other General Fund Collections. Typically, the Other General Fund includes cash receipts that have not yet been allocated to specific concepts. The schedule on this page will be updated as information becomes available.

In accordance to Law 53-2021, since July 2023, funds previously transferred to HTA will now be part of the General Fund Collections.

General Fund Collections Year to Date: Actual vs. Forecast (\$M)

General Fund Collections	Actual (a)	LP	Var \$	Var %
	YTD 11/3	YTD 11/3	YTD 11/3	YTD 11/3
General Fund Collections				
Corporations	\$1,065	\$814	\$251	31%
Individuals	1,226	1,190	36	3%
Partnerships	95	112	(17)	-15%
Act 154	55	30	24	81%
Non Residents Withholdings	318	248	70	28%
Current Year Collections	315	245	69	28%
Current Year NRW for FEDE (Act 73-2008) (b)	3	2	1	40%
Motor Vehicles	250	148	102	69%
Rum Tax (c)	106	102	4	4%
Alcoholic Beverages	98	95	4	4%
Cigarettes (d)	48	44	4	10%
HTA	-	-	-	-
CRUDITA	-	-	-	-
Other General Fund	657	628	28	5%
Total	\$3,919	\$3,411	\$509	15%
SUT Collections (e)	620	605	15	2%
Total General Fund Collections	\$ 4,539	\$ 4,016	\$ 523	13%

YTD General Fund Receipts Cumulative Variance Liquidity Plan Reforecast vs. Actual Cumulative Variance by Category (\$M)



Footnotes:

- (a) General Fund gross cash receipts by concept are approximated using net General Fund revenues adjusted for recurring monthly gross-ups and other adjustments.
- (b) Relates to income tax reserves that are subsequently passed through to PRIDCO.
- (c) Rum Tax is lower than projected cashflow.
- (d) Includes some cigarette tax collections that are subsequently passed through to HTA, PRMBA and other.
- (e) SUT collections excludes PSTBA, FAM & CINE, and only includes the amounts deposited into the TSA for General Fund use.

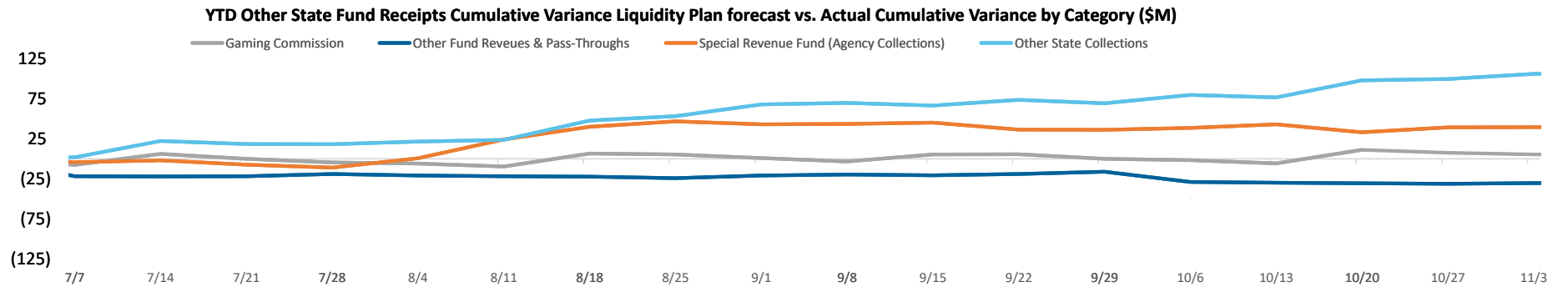
Puerto Rico Department of Treasury | Hacienda
Other State Fund Collections Summary

Key Takeaways / Notes

- 1.) Other State Fund Collections are higher than projected in the Liquidity Plan. The variance in Special Revenue Fund is mainly driven by timing differences. Other state collections variance is mainly driven by net funds received by Gambling Commission of the Government of Puerto Rico by \$52M.

Other State Fund Collections Year to Date: Actual vs. Forecast (\$M)

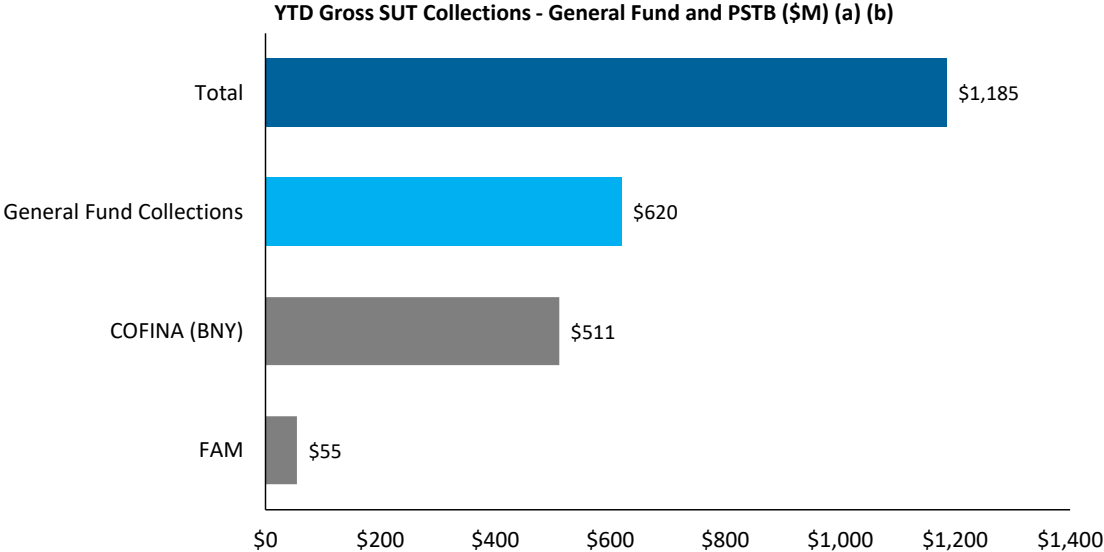
	Actual YTD 11/3	LP YTD 11/3	Var \$ YTD 11/3	Var % YTD 11/3
Other State Fund Collections				
Other Fund Revenues & Pass-Throughs	\$116	\$146	(\$30)	-21%
Electronic Lottery	50	73	(22)	-31%
ASC Pass Through	10	9	2	21%
ACCA Pass Through	29	28	1	2%
Other	27	37	(10)	-28%
Special Revenue Fund (Agency Collections)	170	130	39	30%
Department of Education	1	2	(1)	-50%
Department of Health	8	26	(18)	-69%
Department of State	5	5	(0)	-4%
All Other	156	97	59	61%
Other state collections	399	293	106	36%
Interests Income	123	117	5	5%
Gambling Commission of the Government of Puerto Rico	134	79	55	70%
Department of Housing	6	5	1	16%
Department of Health	41	35	6	17%
Office of the Commissioner of Insurance	1	2	(1)	-41%
Funds under the Custody of the Department of Treasury	4	9	(6)	-61%
Commissioner of the Financial Institution	6	7	(1)	-9%
All Other	84	39	46	118%
Total	\$685	\$570	\$115	20%



Puerto Rico Department of Treasury | Hacienda
Sales and Use Tax Collections Summary

Key Takeaways / Notes

- 1) The proceeds from the Puerto Rico 10.5% SUT rate are allocated as follows: Of the 10.5%, 5.5% is deposited into a COFINA BNY Mellon account until the PSTBA cap is reached, and 4.5% is deposited into the General Fund. The remaining 0.5% is remitted to FAM.



Footnotes

- (a) This schedule reflects gross cash activity and is subject to revision based on periodic reconciliations and accounting adjustments.
- (b) As of November 3, 2023 there is \$14M in SUT collected pending verification and allocation. The verification process includes matching receipts with the appropriate returns and reconciling government account information. Once this process is complete, SUT funds are distributed in accordance with the COFINA Plan of Adjustment based on the ownership of funds and otherwise based on the limits on distributions established therein.

Puerto Rico Department of Treasury | Hacienda
Federal Funds Net Cash Flow Summary (a)

Key Takeaways / Notes

- Receipts for the Nutritional Assistance Program (NAP) and Medicaid (ASES Pass-through) are received in advance of the subsequent pass through disbursements. Federal Funds received for Payroll and Vendor Payments are typically reimbursed following disbursement. There may be temporary week to week surplus / (deficit) due to timing differences. These funds are held in a separate account outside of TSA. Some of the measures funded by the accounts are initially paid out through TSA, and later reimbursed from the respective external account. As of the date of the report, \$137.6M of reimbursements related to Coronavirus Relief Fund (CRF) and Coronavirus State and Local Fiscal Recovery Funds (CSLFRF) has been received. The negative variance is mainly driven by Medicaid receipts being \$409M lower than expected.

Weekly FF Net Surplus (Deficit)

Medicaid (ASES)	
Nutritional Assistance Program (NAP)	
Payroll / OpEx / Other Federal Programs, incl. COVID	
Federally Reimbursable Tax Credits	

Total

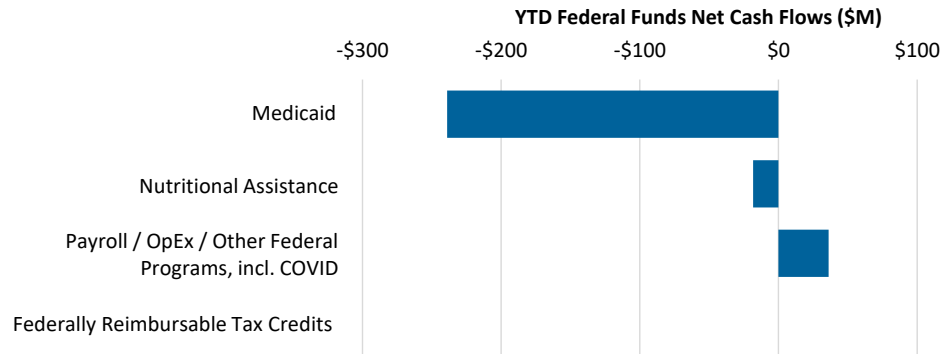
FF Inflows	FF Outflows	Net Cash Flow	LP Net Cash Flow	Variance
\$ -	\$ (254)	\$ (254)	\$ (17)	\$ (237)
32	(50)	(18)	(17)	(1)
54	(52)	2	2	0
-	-	-	-	-
\$ 86	\$ (355)	\$ (269)	\$ (31)	\$ (238)

YTD Cumulative FF Net Surplus (Deficit)

Medicaid (ASES)	
Nutritional Assistance Program (NAP)	
Payroll / OpEx / Other Federal Programs, incl. COVID	
Federally Reimbursable Tax Credits	

Total

FF Inflows	FF Outflows	Net Cash Flow	LP Net Cash Flow	Variance
\$ 614	\$ (853)	\$ (239)	\$ -	\$ (239)
1,043	(1,062)	(18)	(17)	(2)
1,812	(1,776)	36	203	(167)
-	-	-	-	-
\$ 3,469	\$ (3,690)	\$ (221)	\$ 187	\$ (408)



Footnotes

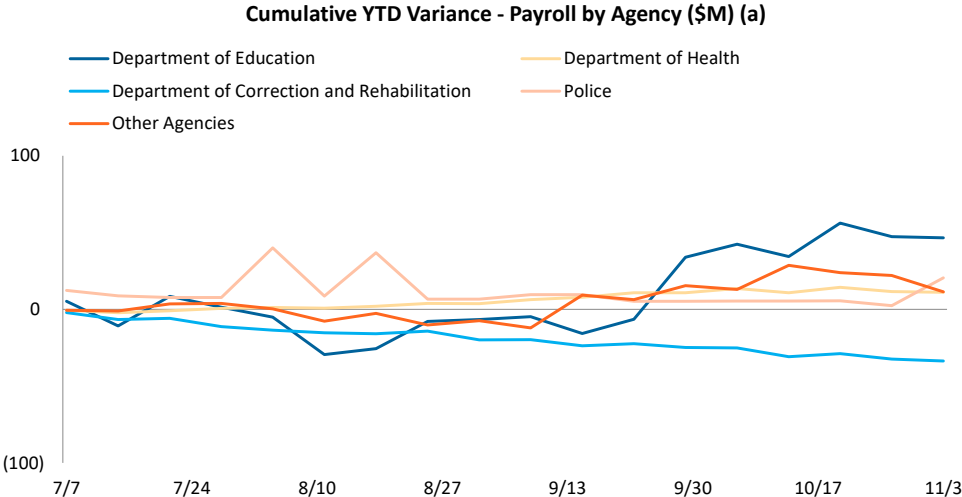
- Please note that federal fund classification as represented here is based on the fund classification at the point of transaction. Agencies regularly review cash transactions and make accounting adjustments that result in fund reclassifications.

Puerto Rico Department of Treasury | Hacienda
Payroll / Vendor Disbursements Summary

Key Takeaways / Notes : Gross Payroll

- 1) Positive YTD payroll variance is primarily driven by lower than projected expenses by the Department of Education.

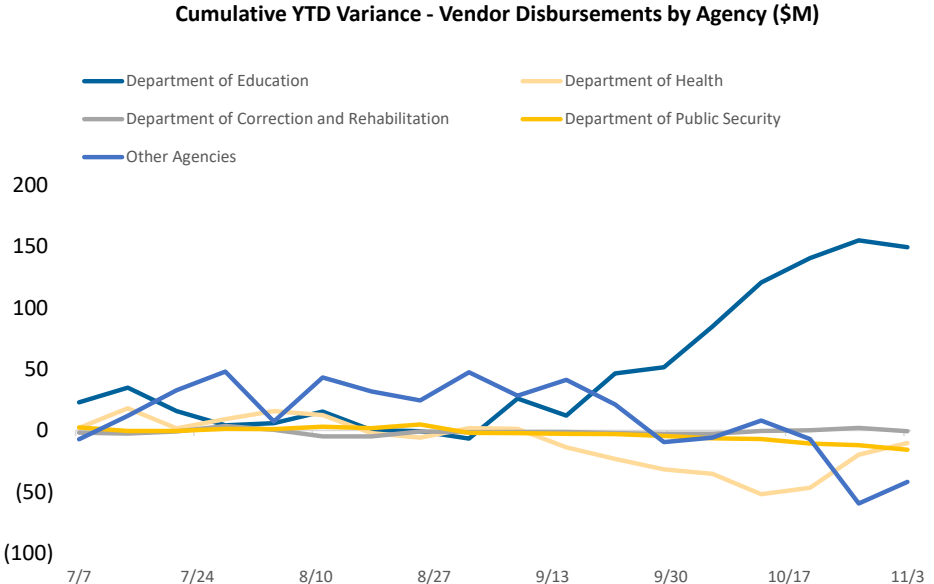
Gross Payroll (\$M) (a)	YTD Variance
Agency	
Department of Education	\$ 47
Department of Correction & Rehabilitation	(34)
Police	20
Department of Health	11
All Other Agencies	11
Total YTD Variance	\$ 56



Key Takeaways / Notes : Vendor Disbursements

- 1) Positive overall variance is due to lower than projected disbursements by the Department of Education, partially offset by the Department of Public Safety and All Other Agencies.

Vendor Disbursements (\$M)	YTD Variance
Agency	
Department of Education	\$ 149
Department of Correction & Rehabilitation	(1)
Department of Health	(10)
Department of Public Security	(16)
All Other Agencies	(40)
Total YTD Variance	\$ 82



Footnotes

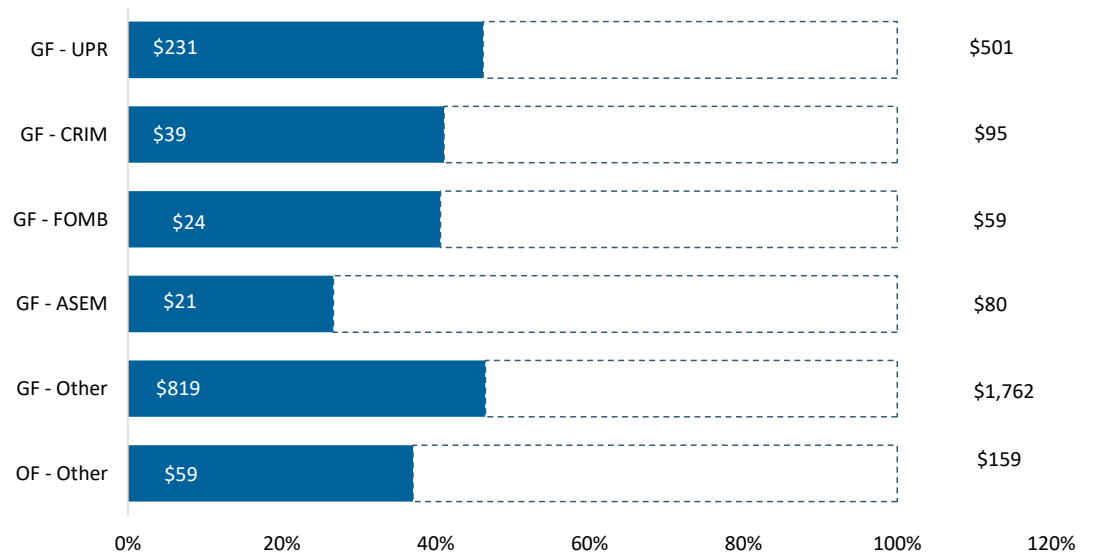
(a) Gross Payroll is equal to the sum of: (i) Net Payroll by Agency from the DTPR RHUM system; (ii) Other Payroll and (iii) Cash outlays for wage garnishments by Agency.

Puerto Rico Department of Treasury | Hacienda
State Funded Budgetary Transfers Summary

Key Takeaways / Notes

- General Fund appropriations are generally executed throughout the year on a consistent basis in the first week of a given month. The amount transferred each month is usually the sum of the receiving entity's budgeted amount for FY24 divided into twelve, subject to a 2.5% holdback through the first nine months of the fiscal year, to be disbursed during the fourth quarter following reconciliation of General Fund revenues to Fiscal Plan projections and subsequent approval and authorization for release by the Oversight Board and the Director of FOMB. Other General Fund transfers and Other Fund transfers require the recognition of certain revenues within DTPR accounting records prior to sending funds to a receiving entity.

YTD FY2023 Budgeted Appropriations Executed (\$M)



Remaining Appropriation Budget (\$M)

Entity Name	Full Year		
	Actual YTD	Expectation	Remaining
GF - UPR	\$ 231	\$ 501	\$ 270
GF - CRIM	39	95	56
GF - FOMB	24	59	35
GF - ASEM	21	80	59
GF - Other	819	1,762	943
OF - Other	59	159	100
Total	\$ 1,194	\$ 2,657	\$ 1,463


YTD Appropriation Variance (\$M)

Entity Name	Liquidity Plan		
	Actual YTD	YTD	Variance
GF - UPR	\$ 231	\$ 203	\$ (28)
GF - CRIM	39	39	(0)
GF - FOMB	24	24	-
GF - ASEM	21	33	11
GF - Other	819	664	(155)
OF - Other	59	50	(9)
Total	\$ 1,194	\$ 1,012	\$ (181)

Puerto Rico Department of Treasury | Hacienda
Tax Refunds / PayGo and Pensions Summary

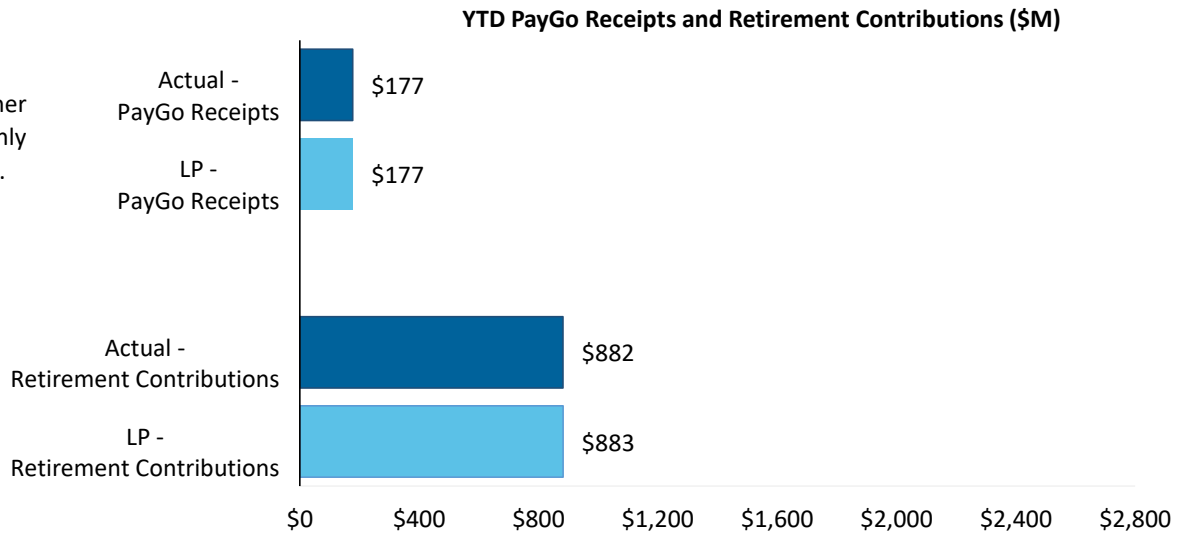
Key Takeaways / Notes : Tax Credits & Refunds

- 1.) Tax credits and refunds includes EITC distributions, refunds to individuals and seniors as well as other tax credits. Tax Credits and Refunds are \$255M lower than projected.



Key Takeaways / Notes : PayGo Receipts and Retirement Contributions

- 1.) YTD PayGo Receipts are in line with projections. Further details on the status of PayGo can be found in the monthly PayGo Report on Hacienda website in Public Finance section.

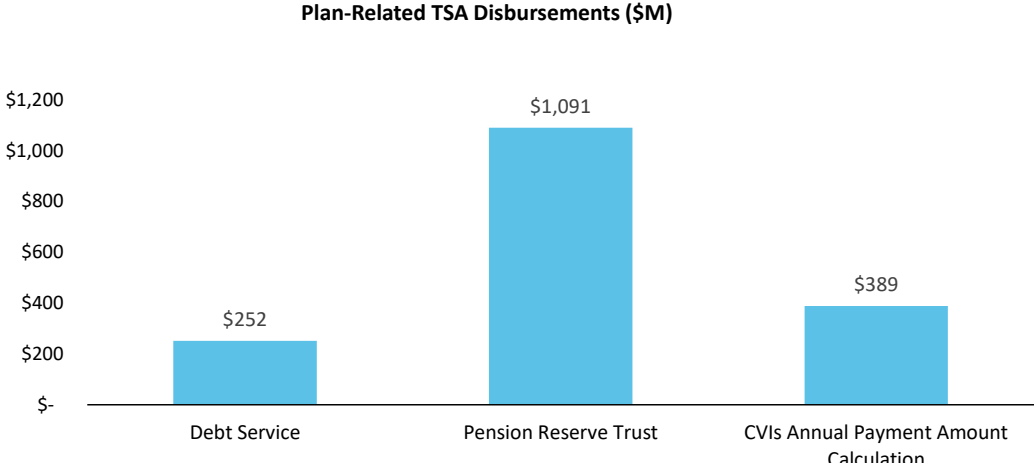


Puerto Rico Department of Treasury | Hacienda
Plan of Adjustment TSA Transfers Summary

Key Takeaways / Notes: Plan Disbursements

- 1) A total of \$1,732M has been transferred out of the TSA for POA related payments during FY24. On October 31, Additional Contribution to Pension Reserve Trust of \$88M was disbursed and on November 1st, 2023, CVI annual payment of \$389M was disbursed.

Plan-Related TSA Disbursements (\$M)	Actual YTD
Debt Service	\$ 252
Pension Reserve Trust	1,091
CVIs Annual Payment Amount Calculation	389
Total	\$ 1,732



Puerto Rico Department of Treasury | Hacienda*Schedule A: Central Government - Live Web Portal AP by Payee Type (a) (b)**All Agencies**(figures in \$000s)**Continues and Continued...*

ID	Agency Name	3rd Party Payables	Intergovernmental Payables	Total
071	Department of Health	\$ 199,340	\$ 8,354	\$ 207,694
081	Department of Education	130,616	11,842	142,458
049	Department of Transportation and Public Works	58,283	322	58,605
271	Office of Information Technology and Communications	39,319	-	39,319
024	Department of the Treasury	23,343	36	23,379
025	Hacienda (entidad interna - fines de contabilidad)	19,047	13	19,059
045	Department of Public Security	17,462	0	17,463
095	Mental Health and Addiction Services Administration	15,819	222	16,041
241	Administration for Integral Development of Childhood	13,324	2,103	15,427
123	Families and Children Administration	12,934	165	13,099
050	Department of Natural and Environmental Resources	11,534	10	11,544
014	Environmental Quality Board	8,222	329	8,551
137	Department of Correction and Rehabilitation	7,110	0	7,110
127	Administration for Socioeconomic Development of the Family	6,283	61	6,344
067	Department of Labor and Human Resources	6,105	0	6,105
126	Vocational Rehabilitation Administration	4,784	6	4,791
122	Department of the Family	4,444	11	4,456
120	Veterans Advocate Office	4,403	2	4,405
078	Department of Housing	3,596	658	4,255
043	Puerto Rico National Guard	3,239	5	3,244
028	Commonwealth Election Commission	3,148	-	3,148
311	Gaming Commission	2,898	-	2,898
038	Department of Justice	2,483	-	2,483
055	Department of Agriculture	2,181	-	2,181
016	Office of Management and Budget	2,035	11	2,046
018	Planning Board	1,690	0	1,690
031	General Services Administration	1,676	-	1,676
124	Child Support Administration	1,592	-	1,592
087	Department of Sports and Recreation	1,332	77	1,409
208	Contributions to Municipalities	-	1,158	1,158
105	Industrial Commission	1,110	8	1,119
152	Elderly and Retired People Advocate Office	757	0	757
026	Special Appropriations for the Central Government Retiremer	646	-	646
155	State Historic Preservation Office	235	4	238
075	Office of the Financial Institutions Commissioner	221	-	221
023	Department of State	219	-	219
015	Office of the Governor	215	0	215
030	Office of Administration and Transformation of HR in the Gov	187	-	187

Puerto Rico Department of Treasury | Hacienda*Schedule A: Central Government - Live Web Portal AP by Payee Type (a) (b)**All Agencies**(figures in \$000s)**Continues and Continued...*

ID	Agency Name	3rd Party Payables	Intergovernmental Payables	Total
022	Office of the Commissioner of Insurance	170	-	170

Puerto Rico Department of Treasury | Hacienda

Schedule A: Central Government - Live Web Portal AP by Payee Type (a) (b)

All Agencies

(figures in \$000s)

Continues and Continued...

ID	Agency Name	3rd Party Payables	Intergovernmental Payables	Total
096	Women's Advocate Office	98	0	98
298	Public Service Regulatory Board	87	5	92
329	Socio-Economic Development Office	71	-	71
153	Advocacy for Persons with Disabilities of the Commonwealth	49	-	49
069	Department of Consumer Affairs	38	-	38
231	Health Advocate Office	35	-	35
279	Public Service Appeals Commission	32	-	32
266	Office of Public Security Affairs	13	6	19
226	Joint Special Counsel on Legislative Donations	15	-	15
068	Labor Relations Board	15	-	15
062	Cooperative Development Commission	11	0	11
060	Citizen's Advocate Office (Ombudsman)	10	0	10
037	Civil Rights Commission	10	-	10
281	Office of the Electoral Comptroller	6	-	6
139	Parole Board	2	-	2
220	Correctional Health	1	-	1
065	Public Services Commission	1	0	1
034	Investigation, Prosecution and Appeals Commission	0	0	1
040	Puerto Rico Police	0	-	0
	Other	-	0	0
Total		\$ 612,496	\$ 25,411	637,908

Footnotes:

- (a) Data presented above represents the Central Government live AP Web Portal repository of third party and intergovernmental invoices by agency, implemented for FY2019. The full transition to managing central government payables through the web portal is not yet complete and therefore the table above may not represent all Central Government AP. Ongoing efforts with the largest agencies to implement the appropriate processes and controls needed to fully transition to the web portal and realize improvements in reporting and efficiency continue as of the date of this report.
- (b) On a go-forward basis, vendors submit invoices for approval through the live AP Web Portal where they are logged electronically, matched with the appropriate purchase order or other relevant documentation, and approved / vouchered at the agency level through the online interface.

Puerto Rico Department of Treasury | Hacienda

Schedule B: Central Government - Live Web Portal AP Aging (a) (b)

All Agencies

(figures in \$000s)

Continues and Continued...

ID	Agency Name	0 - 30	31 - 60	61 - 90	Over 90 days	Total
071	Department of Health	\$ 15,797	\$ 22,555	\$ 9,449	\$ 159,893	\$ 207,694
081	Department of Education	51,564	39,168	16,547	35,180	142,458
049	Department of Transportation and Public Works	17,824	9,467	5,364	25,950	58,605
271	Office of Information Technology and Communications	2,932	23,781	1,907	10,700	39,319
024	Department of the Treasury	20,260	2,484	341	294	23,379
025	Hacienda (entidad interna - fines de contabilidad)	795	1,587	1,365	15,313	19,059
045	Department of Public Security	4,008	3,441	1,893	8,121	17,463
095	Mental Health and Addiction Services Administration	6,108	3,542	426	5,965	16,041
241	Administration for Integral Development of Childhood	8,621	1,106	483	5,216	15,427
123	Families and Children Administration	8,907	1,418	462	2,311	13,099
050	Department of Natural and Environmental Resources	3,036	4,351	897	3,260	11,544
014	Environmental Quality Board	15	198	111	8,227	8,551
137	Department of Correction and Rehabilitation	4,277	1,413	788	631	7,110
127	Administration for Socioeconomic Development of the Family	1,842	1,156	293	3,053	6,344
067	Department of Labor and Human Resources	793	3,396	79	1,837	6,105
126	Vocational Rehabilitation Administration	2,459	1,448	216	668	4,791
122	Department of the Family	1,364	1,647	922	522	4,456
120	Veterans Advocate Office	8	1	11	4,384	4,405
078	Department of Housing	1,034	971	532	1,718	4,255
043	Puerto Rico National Guard	781	975	559	929	3,244
028	Commonwealth Election Commission	437	730	30	1,950	3,148
311	Gaming Commission	1,806	102	38	951	2,898
038	Department of Justice	1,502	614	286	81	2,483
055	Department of Agriculture	47	347	454	1,334	2,181
016	Office of Management and Budget	627	748	299	372	2,046
018	Planning Board	654	174	483	380	1,690
031	General Services Administration	282	304	408	681	1,676
124	Child Support Administration	658	99	262	572	1,592
087	Department of Sports and Recreation	203	285	60	861	1,409
208	Contributions to Municipalities	-	-	-	1,158	1,158
105	Industrial Commission	146	40	24	909	1,119
152	Elderly and Retired People Advocate Office	101	414	25	217	757
026	Special Appropriations for the Central Government Retirees	-	4	11	631	646
155	State Historic Preservation Office	55	55	73	55	238
075	Office of the Financial Institutions Commissioner	220	0	-	-	221
023	Department of State	164	34	21	0	219
015	Office of the Governor	170	28	17	0	215
030	Office of Administration and Transformation of HR in the Gov	86	13	0	88	187
022	Office of the Commissioner of Insurance	88	47	33	2	170
096	Women's Advocate Office	75	11	11	1	98
298	Public Service Regulatory Board	60	30	2	-	92
329	Socio-Economic Development Office	13	54	2	2	71
153	Advocacy for Persons with Disabilities of the Commonwealth	8	15	3	23	49
069	Department of Consumer Affairs	11	14	7	6	38
231	Health Advocate Office	16	18	-	-	35
279	Public Service Appeals Commission	31	-	-	1	32
266	Office of Public Security Affairs	4	1	1	14	19
226	Joint Special Counsel on Legislative Donations	-	-	0	15	15
068	Labor Relations Board	15	-	-	-	15
062	Cooperative Development Commission	9	0	1	1	11
060	Citizen's Advocate Office (Ombudsman)	4	1	2	3	10

Puerto Rico Department of Treasury | Hacienda

Schedule B: Central Government - Live Web Portal AP Aging (a) (b)

All Agencies

(figures in \$000s)

Continues and Continued...

ID	Agency Name	0 - 30	31 - 60	61 - 90	Over 90 days	Total
037	Civil Rights Commission	9	1	-	0	10
281	Office of the Electoral Comptroller	1	0	4	2	6
139	Parole Board	2	-	-	0	2
220	Correctional Health	-	-	-	1	1
065	Public Services Commission	1	0	-	0	1
034	Investigation, Prosecution and Appeals Commission	-	0	0	0	1
040	Puerto Rico Police	0	-	-	0	0
	Other	0	-	-	-	0
Total		\$ 159,931	\$ 128,289	\$ 45,204	\$ 304,484	\$ 637,908

Footnotes:

- (a) Data presented above represents the Central Government live AP Web Portal repository of third party and intergovernmental invoices by agency, implemented for FY2019. The full transition to managing central government payables through the web portal is not yet complete and therefore the table above may not represent all Central Government AP. Ongoing efforts with the largest agencies to implement the appropriate processes and controls needed to fully transition to the web portal and realize improvements in reporting and efficiency continue as of the date of this report.
- (b) On a go-forward basis, vendors submit invoices for approval through the live AP Web Portal where they are logged electronically, matched with the appropriate purchase order or other relevant documentation, and approved / vouchered at the agency level through the online interface.