



GOVERNMENT OF PUERTO RICO

Department of the Treasury

*Treasury Single Account ("TSA") FY 2025 Cash Flow
As of December 20, 2024*

Disclaimer

- The Department of the Treasury of Puerto Rico (“Hacienda”), the Government of Puerto Rico (the “Government”), and each of their respective officers, directors, employees, agents, attorneys, advisors, members, partners or affiliates (collectively, with Hacienda and the Government the “Parties”) make no representation or warranty, express or implied, to any third party with respect to the information contained herein and all Parties expressly disclaim any such representations or warranties.
- The Parties do not owe or accept any duty or responsibility to any reader or recipient of this presentation, whether in contract or tort, and shall not be liable for or in respect of any loss, damage (including without limitation consequential damages or lost profits) or expense of whatsoever nature of such third party that may be caused by, or alleged to be caused by, the use of this presentation or that is otherwise consequent upon the gaining of access to this document by such third party.
- This document does not constitute an audit conducted in accordance with generally accepted auditing standards, an examination of internal controls or other attestation or review services in accordance with standards established by the American Institute of Certified Public Accountants or any other organization. Nor does this document constitute an audit of compliance with any other federal law, rule, or regulation. Accordingly, the Parties do not express an opinion or any other form of assurance on the financial statements or any financial or other information or the internal controls of the Government and the information contained herein.
- Any statements and assumptions contained in this document, whether forward-looking or historical, are not guarantees of future performance and involve certain risks, uncertainties, estimates and other assumptions made in this document. The economic and financial condition of the Government and its instrumentalities is affected by various financial, social, economic, environmental and political factors. These factors can be very complex, may vary from one fiscal year to the next and are frequently the result of actions taken or not taken, not only by the Government and its agencies and instrumentalities, but also by entities such as the government of the United States. Because of the uncertainty and unpredictability of these factors, their impact cannot be included in the assumptions contained in this document. Future events and actual results may differ materially from any estimates, projections, or statements contained herein. Nothing in this document should be considered as an express or implied commitment to do or take, or to refrain from taking, any action by Hacienda, the Government, or any government instrumentality in the Government or an admission of any fact or future event. Nothing in this document shall be considered a solicitation, recommendation or advice to any person to participate, pursue or support a particular course of action or transaction, to purchase or sell any security, or to make any investment decision.
- By receiving this document, the recipient shall be deemed to have acknowledged and agreed to the terms of these limitations.
- This document may contain capitalized terms that are not defined herein, or may contain terms that are discussed in other documents or that are commonly understood. You should make no assumptions about the meaning of capitalized terms that are not defined, and you should consult with advisors of Hacienda should clarification be required.

Glossary

Term	Definition
ACAA	- Automobile Accident Compensation Administration, or Administración de Compensaciones por Accidentes de Automoviles, is a component unit of the Commonwealth of Puerto Rico.
Act 154	- Act 154 means Act No. 154-2010, which, inter alia, imposes a temporary excise tax on the acquisition by multinationals of certain property manufactured or produced in whole or in part in Puerto Rico and on the acquisition of certain manufacturing services carried out in Puerto Rico. The Act 154 temporary excise tax expires on December 31, 2027.
AFI / PRIFA	- Infrastructure Financing Authority.
ASC	- Compulsory Liability Insurance, private insurance company.
ASES	- Puerto Rico Health Insurance Administration, a public corporation and component unit of the Commonwealth of Puerto Rico.
CINE	- Puerto Rico Cinema Fund, a recipient of certain assigned sales and use tax revenues.
COFINA	- Puerto Rico Sales Tax Financing Corporation.
DTPR	- Department of the Treasury of Puerto Rico also referred to as "Hacienda".
DTPR Collection System	- This is the software system that DTPR uses for collections.
FAM	- Municipal Fund Administration, a recipient of certain assigned sales and use tax revenues.
General Fund Collections	- All gross tax collections received and deposited into the TSA from all Hacienda Collection Posts, through the Hacienda Colecturia Virtual (online), and/or SURI, as well as certain pass-through collections and others.
General Fund	- General Fund (Operating Fund) means the Commonwealth principal operating fund; disbursements from such fund are generally approved through the Commonwealth's annual budgeting process.
Gross Payroll	- Gross Payroll is equal to the sum of: (i) Net Payroll from the DTPR RHUM system; (ii) Other Payroll and (iii) Cash outlays for wage garnishments by Agency.
HTA	- Puerto Rico Highways and Transportation Authority, a public corporation and a component unit of the Commonwealth of Puerto Rico.
Liquidity Plan (LP)	- The Liquidity Plan is the translation of the Certified Fiscal Plan ("CFP") and Certified Budget ("Budget") into a cash flow projection. The TSA Liquidity Plan encompasses all cash flow activity within the TSA. Certain cash flow activity is contemplated in the CFP and Budget, but occurs outside the TSA. Cash flow bridges from the TSA to the CFP and Budget have been included to facilitate comparison.
NAP	- NAP, or the Nutrition Assistance Program, also known as PAN, or Programa de Asistencia Nutricional is a federal assistance nutritional program provided by the United States Department of Agriculture (USDA) solely to Puerto Rico.
OMB	- The Office of Management and Budget of Puerto Rico.
Other Payroll	- Other Payroll expenses relate to employee withholdings, social security, insurance, and other deductions.
Other State Collections	- Inflows related to various Health Department programs, the State Insurance Fund, the Commissioner of Financial Institutions, interest earned on TSA bank accounts and others.
PayGo	- PayGo - Puerto Rico pension system that is funded through a pay-as-you-go system. Retirement benefits expenses of government employers are paid by the central government and reimbursed by the employers, with such funds received by the TSA.
Plan of Adjustment ("Plan")	- Plan to adjust the liabilities for the Commonwealth of Puerto Rico, the Puerto Rico Public Building Authority, and Employee Retirement System of the Government of Puerto Rico confirmed on 1/18/22 by the US District Court for the District of Puerto Rico under PROMESA.
PREPA	- Puerto Rico Electric Power Authority, a public corporation and a component unit of the Commonwealth of Puerto Rico.
PRITA	- Puerto Rico Integrated Transport Authority, a public corporation and component unit of the Commonwealth of Puerto Rico.
PSTBA	- The PSTBA is an amount established under Act 91-2006, as amended, and the Sales Tax Revenue Bond Resolution, as amended, and restated on June 10, 2009 (the "Bond Resolution"), that currently must be received by COFINA from 5.5% of the SUT before the Commonwealth can receive any of the other 5.5% SUT.
Public Corporation	- Public corporations are governmental authorities with autonomous structure separate from the central government administration and with independent treasury functions.
RHUM System	- This is the software system that DTPR uses for payroll.
SIFC	- State Insurance Fund Corporation, a public corporation and a component unit of the Commonwealth of Puerto Rico.
Special Revenue Receipts	- Collections made by central government agencies at collection posts for services rendered by the agencies as well as fees, licenses, permits, fines and others.
SURI	- Sistema Unificado de Rentas Internas is the new digital tool of the Department of the Treasury that will allow integration and streamlining of the administration of taxes and revenues and eliminate the complexity of the current systems for the benefit of the Treasury and the taxpayers.
SURI Sweep Account Transfers	- The SURI Sweep Account balance transfers is included as part of the General Fund Collections.
TSA	- Treasury Single Account, the Commonwealth's main operational bank account (concentration account) in which a majority of receipts from Governmental funds are deposited and from which most expenses are disbursed. TSA receipts include tax collections, charges for services, intergovernmental collections, the proceeds of short and long-term debt issuances and amounts held in custody by the Secretary of the Treasury for the benefit of the Commonwealth's fiduciary funds. Only a portion of the revenues received by the TSA is included in the annual General Fund budget presented to the Puerto Rico Legislative Assembly for approval. Other revenues are separately assigned by law to certain agencies or public corporations but still flow through the TSA.

Introduction

- Enclosed is the weekly Treasury Single Account ("TSA") cash flow report and supporting schedules with weekly YTD FY2025 actual results compared to the FY2025 Liquidity Plan.
- TSA is the Commonwealth's main operational bank account (concentration account) in which a majority of receipts from Governmental funds are deposited and from which most expenses are disbursed.
- Receipts in the TSA include tax collections (including revenues assigned to certain public corporations and pledged for the payment of their debt service), charges for services, intergovernmental collections (such as reimbursements from Federal assistance grants), the proceeds of short and long-term debt issuances held in custody by the Secretary of Treasury for the benefit of the Government fiduciary funds, and other receipts. Only a portion of the revenues received by the TSA is included in the annual General Fund budget presented to the Puerto Rico Legislative Assembly for approval. Other revenues are separately assigned by law to certain agencies or public corporations but still flow through the TSA.
- Disbursements from the TSA include payroll and related costs, vendor and operational disbursements (including those reimbursed by Federal assistance grants and funded from Special Revenue Funds), welfare expenditures, capital outlays, debt service payments, required budgetary formulas and appropriation payments, pass-through payments of pledged revenues to certain public corporations, tax refunds, payments of current pension benefits and other disbursements.
- Federal funds related to disaster relief for hurricanes Irma and Maria are deposited in a separate bank account overseen by the Government Authorized Representative ("GAR"). Funds may be transferred to the TSA either: (i) after admissible disbursements (per approved Project Worksheets) have been made or (ii) once supporting documentation for an accrual or related expense are provided to and approved by FEMA. Therefore, FEMA funding may also be received in advance of actual cash disbursement, as payments to vendors may occur subsequent to when the corresponding services are rendered / expenses are recorded.
- Data limitations and commentary:
The government has focused on cash transaction information for which access to reliable, timely, and detailed data is readily available. The government continues to work with DTPR and other parties to access additional reliable data that would help to provide additional detail in the future.

Puerto Rico Department of Treasury | Hacienda
Executive Summary - TSA Cash Flow Actual Results
 (figures in Millions)

Bank Cash Position	Weekly Cash Flow	YTD Net Cash Flow	YTD Actual vs LP Variance
\$10,160	\$791	\$111	\$803

Bridge from FY25 Liquidity Plan projected TSA Cash Balance to actual FY25 TSA Cash Balance as of December 20, 2024

Cash Flow line item	Variance Bridge (\$M)	Comments
Liquidity Plan RF Projected Cash Balance 12/20/24:	\$ 9,358	1. State collections are currently lower than projected. The variance is mainly driven by Special Revenue Fund collections of (\$360M, partially offset by General Fund Collections of \$69M, both due to timing differences. 2. The Federal Funds reimbursements are often received with a timing difference in comparison with the disbursements, causing weekly variances. The positive YTD variance is mainly driven by higher All Other Federal Programs of \$181M, higher NAP by \$36M, and lower than projected Payroll and Related Costs by \$77M. This partially offset by lower Medicaid of (\$139M). 3. Tax refunds and other tax credits are temporarily under projected cash flow due to timing differences. 4. Payroll and related costs are currently lower than projected. The positive variance is driven by General Fund payroll of \$77M and Other State Fund payroll of \$8M. 5. Operating disbursements are currently higher than projected. The negative variance is driven by higher General Fund disbursements of (\$181M) and Other State Fund disbursements of (\$19M). 6. Custody account and other transfers are lower than projected, mainly due to timing differences.
1 State Collections	(291)	
2 Federal Fund Net Cash Flow	144	
3 Tax Credits & Refunds	589	
4 Payroll and Related Costs	85	
5 Operating Disbursements	(200)	
6 Custody Account Transfers	263	
All Other	212	
Actual TSA Cash Account Balance	\$ 10,160	

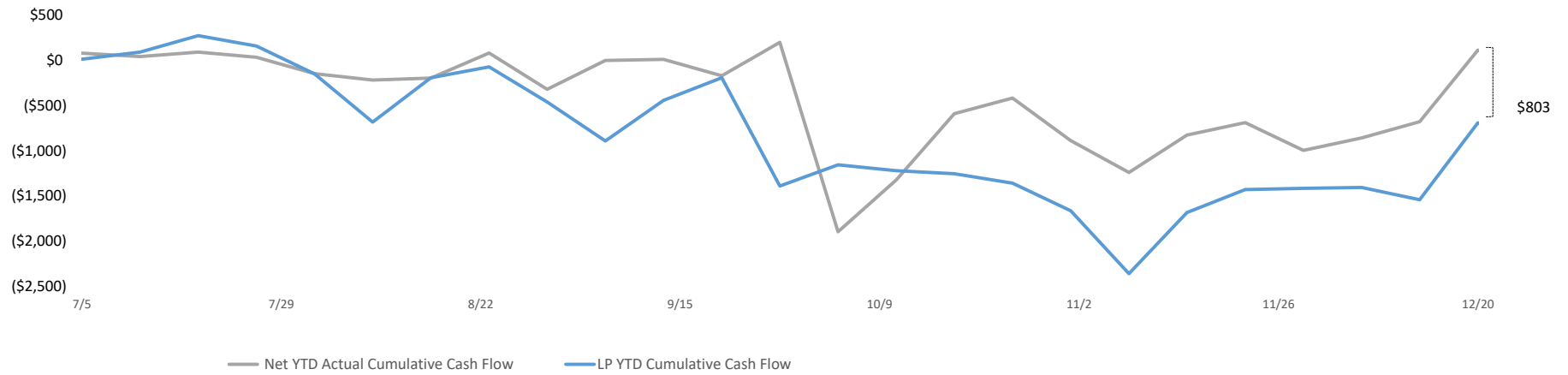
Memo: Summary of Cash Balances

TSA Operational Cash	\$ 8,163
TSA Reserves	1,998
Actual TSA Cash Account Balance	\$ 10,160

Puerto Rico Department of Treasury | Hacienda
 YTD TSA Cash Flow Summary - Actual vs LP

TSA Cumulative YTD Net Cash Flow (\$M)

LP Bank Cash Balance:	\$9,358
Actual TSA:	\$10,160



YTD Actuals vs. Liquidity Plan

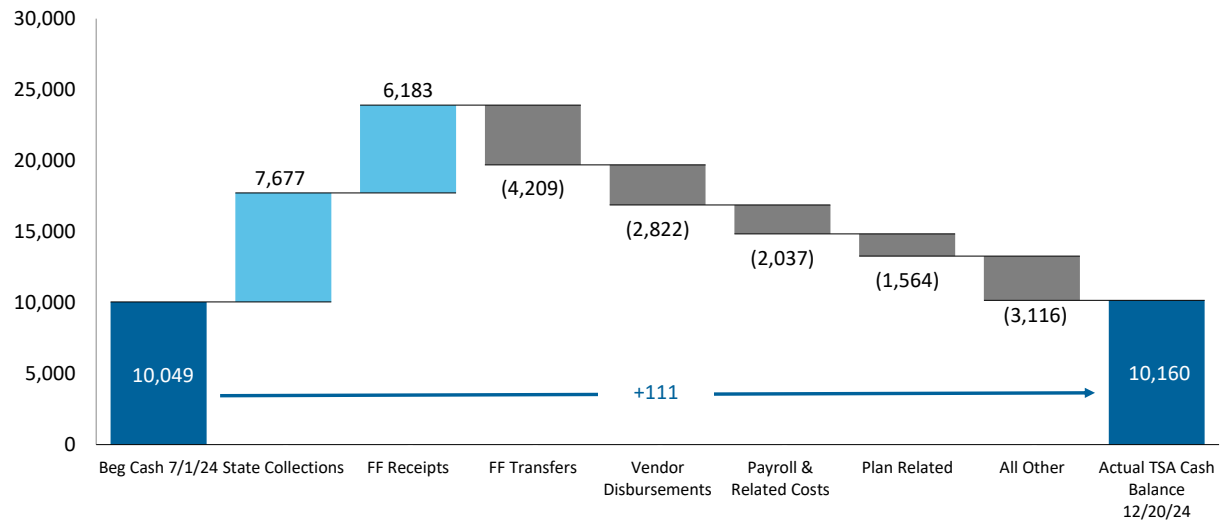
YTD net cash flow is \$111M and cash flow variance to the Liquidity Plan is \$803M, with various offsetting variances within.

Puerto Rico Department of Treasury | Hacienda
YTD Cash Flow Summary - TSA Cash Flow Actual Results

Net Cash Flow - YTD Actuals

- The primary cash driver of FY25 are State Collections. Federal Fund inflows of \$6,183M represents 43% of YTD inflows, but are largely offset by Federal Fund transfers, with YTD net surplus of \$222M. Refer to page 13 for additional detail.

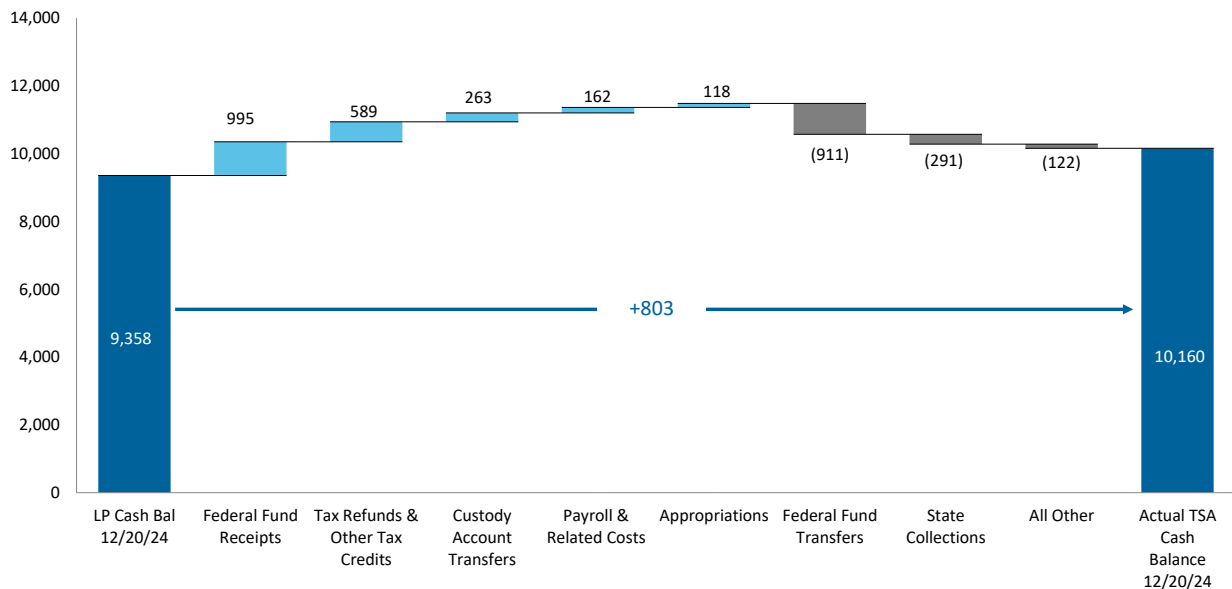
TSA YTD Cash Flow Actuals: Key Cash Flow Concepts (\$M)



Net Cash Flow YTD Variance - LP vs. Actual

- Federal Funds Receipts, Tax Refunds & Other Tax Credits, Custody Account Transfers, Payroll & Related Costs, and Appropriations are the main drivers of the YTD cash flow variance. This is partially offset by higher than projected Federal Funds Transfers and State Collections.

TSA YTD Top Cash Flow Variances (\$M)



Puerto Rico Department of Treasury | Hacienda
TSA Cash Flow Actual Results for the Week Ended December 20, 2024

	FY25 Actual	FY25 LP	Variance	FY25 Actual	FY25 LP	Variance	
	12/20	12/20	12/20	YTD	YTD	YTD	
<i>(figures in Millions)</i>							
State Collections							
1	General fund collections (a)	\$670	\$565	\$105	\$6,675	\$6,606	\$69
2	Other fund revenues & Pass-throughs (b)	5	3	2	150	164	(14)
3	Special Revenue receipts	25	21	4	215	315	(100)
4	All Other state collections (c)	14	13	1	637	883	(246)
5	Subtotal - State collections	\$713	\$602	\$111	\$7,677	\$7,968	(\$291)
Federal Fund Receipts							
6	Medicaid	0	446	(446)	2,427	1,900	526
7	Nutrition Assistance Program	72	85	(13)	1,518	1,452	66
8	All Other Federal Programs	174	98	76	2,018	1,837	181
9	Other - CRF & CSFRF and EITC	-	-	-	221	-	221
10	Subtotal - Federal Fund receipts	\$245	\$629	(\$384)	\$6,183	\$5,189	\$995
Balance Sheet Related							
11	Paygo charge	88	9	79	321	257	64
12	Other	-	-	-	-	-	-
13	Subtotal - Other Inflows	\$88	\$9	\$79	\$321	\$257	\$64
Plan of Adjustment Related							
14	CW Intragovernmental Transfers (d)	-	1	(1)	77	54	23
15	Other	-	-	-	-	-	-
16	Subtotal - Plan Inflows	-	\$1	(\$1)	\$77	\$54	\$23
17	Total Inflows	\$1,047	\$1,241	(\$195)	\$14,258	\$13,468	\$790
Payroll and Related Costs (e)							
18	General fund	(38)	(56)	18	(1,486)	(1,564)	77
19	Federal fund	(1)	(15)	15	(460)	(537)	77
20	Other State fund	(2)	(4)	2	(90)	(98)	8
21	Subtotal - Payroll and Related Costs	(\$40)	(\$74)	\$34	(\$2,037)	(\$2,199)	\$162
Operating Disbursements (f)							
22	General fund	(43)	(16)	(27)	(944)	(764)	(181)
23	Federal fund	(51)	(48)	(3)	(1,292)	(1,275)	(17)
24	Other State fund	(28)	(33)	5	(586)	(567)	(19)
25	Subtotal - Vendor Disbursements	(\$122)	(\$97)	(\$25)	(\$2,822)	(\$2,606)	(\$216)
State-funded Budgetary Transfers							
26	General Fund	(2)	(35)	33	(1,181)	(1,199)	18
27	Other State Fund	-	(16)	16	(41)	(141)	100
28	Subtotal - Appropriations - All Funds	(\$2)	(\$51)	\$49	(\$1,222)	(\$1,340)	\$118
Federal Fund Transfers							
29	Medicaid	-	-	-	(2,508)	(1,843)	(665)
30	Nutrition Assistance Program	(69)	(77)	8	(1,486)	(1,455)	(30)
31	Other - CRF & CSFRF and EITC	(10)	-	(10)	(215)	-	(215)
32	Subtotal - Federal Fund Transfers	(\$79)	(\$77)	(\$2)	(\$4,209)	(\$3,298)	(\$911)
Other Disbursements - All Funds							
33	Retirement Contributions	(4)	(4)	1	(1,183)	(1,222)	39
34	Tax Refunds & other tax credits (g)	(4)	(39)	36	(315)	(904)	589
35	PROMESA Mandates Costs	(3)	(8)	5	(49)	(81)	32
36	State Cost Share	-	-	-	-	-	-
37	Milestone Transfers	-	(6)	6	(43)	(17)	(26)
38	Custody Account Transfers	-	(36)	36	(601)	(864)	263
39	Other items paid from FY24 Surplus	-	-	-	-	-	-
40	Loans and Notes Transactions	-	-	-	(100)	(100)	-
41	All Other	-	-	-	(1)	-	(1)
42	Subtotal - Other Disbursements - All Funds	(\$11)	(\$93)	\$82	(\$2,292)	(\$3,188)	\$896
Plan of Adjustment Related							
43	Disbursements to Paying Agent	(2)	-	(2)	(1,564)	(1,528)	(36)
44	Direct Disbursements	-	-	-	-	-	-
45	Subtotal - Plan Disbursements	(\$2)	-	(\$2)	(\$1,564)	(\$1,528)	(\$36)
46	Total Outflows	(\$256)	(\$393)	\$137	(\$14,147)	(\$14,159)	\$12
47	Net Operating Cash Flow	\$791	\$849	(\$58)	\$111	(\$691)	\$803
48	Bank Cash Position, Beginning	9,369	8,509	860	10,049	10,049	0
49	Bank Cash Position, Ending	\$10,160	\$9,358	\$803	\$10,160	\$9,358	\$803
Memo: Summary of Accounts							
	Operational	\$8,163					
	Reserves (h)	1,998					
	Total Bank Cash Position	\$10,160					

Puerto Rico Department of Treasury | Hacienda*FY25 TSA Cash Flow Actual Results - Footnotes*Footnotes:

- (a) Represents gross tax collections received and deposited from all Hacienda Collection Posts, through the Hacienda Colecturia Virtual (online) and/or SURI. Additionally, as of the date of this report, the "General Fund Collections" line item includes unreconciled collections due to DTPR transition to collecting various gross tax receipts through SURI system. The SURI Sweep Account balance transfers is included as part of the General Fund Collections.
- (b) These revenues are collected by DTPR and immediately appropriated.
- (c) Inflows related to the State Insurance Fund, the Department of Labor and Human Resources, the Commissioner of Financial Institutions, interest earned on TSA bank accounts and others. As of the date of this report, the TSA has received \$202.7M in net interest income in FY25 from earnings on the TSA cash balance.
- (d) Transfer of CRIM portion pursuant to the POA. CRIM shall pay to the Commonwealth amounts collected by CRIM in connection with the 1.03% property tax levied pursuant to Act 53-2021 and which are due and owing to the Commonwealth.
- (e) Represents total gross payroll. Gross payroll includes net payroll disbursed to government employees, cash transfers to the Police Department for payroll costs, and other payroll related costs (employee withholdings, social security, insurance, and other deductions).
- (f) Includes payments to third-party vendors as well as intergovernmental payments to agencies with separate Treasuries.
- (g) Includes Federally Funded Employee Retention Credits.
- (h) Funds are held in a separate bank account outside of the TSA Operational Cash. Some of these funds are not restricted, as defined by the Governmental Accounting Standard Board (GASB), but have been segregated by the Government for the service to the debt and the Disaster Relief Fund, among other purposes.

Puerto Rico Department of Treasury | Hacienda
General Fund Collections Summary

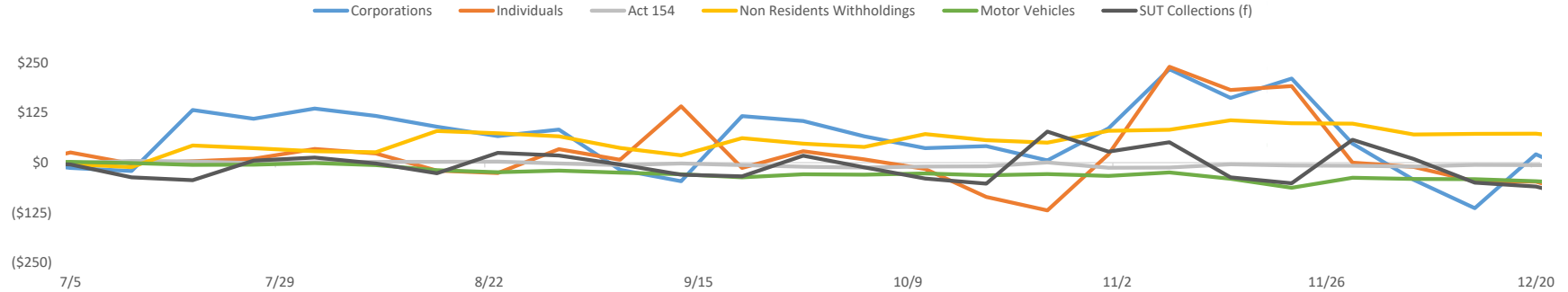
Key Takeaways / Notes

- 1) The Other General Fund may includes cash receipts that have not yet been allocated to specific concepts. The schedule on this page will be updated as information becomes available.

General Fund Collections Year to Date: Actual vs. Forecast (\$M)

	Actual (a)	LP	Var \$	Var %
	YTD 12/20	YTD 12/20	YTD 12/20	YTD 12/20
General Fund Collections				
Corporations	\$1,686	\$1,630	\$56	3%
Individuals	1,857	1,905	(48)	-2%
Partnerships	150	173	(23)	-13%
Act 154	56	62	(6)	-10%
Non Residents Withholdings	524	444	81	18%
Motor Vehicles	322	369	(47)	-13%
Rum Tax (c)	167	126	41	32%
Alcoholic Beverages	113	151	(38)	-25%
Cigarettes (d)	42	71	(29)	-40%
Other General Fund	705	564	141	25%
Total	\$5,623	\$5,494	\$129	2%
SUT Collections (e)	1,053	1,112	(60)	-5%
Total General Fund Collections	\$ 6,675	\$ 6,606	\$ 69	1%

YTD General Fund Receipts Cumulative Variance Liquidity Plan Reforecast vs. Actual Cumulative Variance by Category (\$M)



Footnotes:

- (a) General Fund gross cash receipts by concept are approximated using net General Fund revenues adjusted for recurring monthly gross-ups and other adjustments.
- (b) Relates to income tax reserves that are subsequently passed through to PRIDCO.
- (c) Rum Tax is higher than projected by \$41M.
- (d) Includes some cigarette tax collections that are subsequently passed through to HTA, PRMBA and other.
- (e) SUT collections excludes PSTBA, FAM & CINE, and only includes the amounts deposited into the TSA for General Fund use.

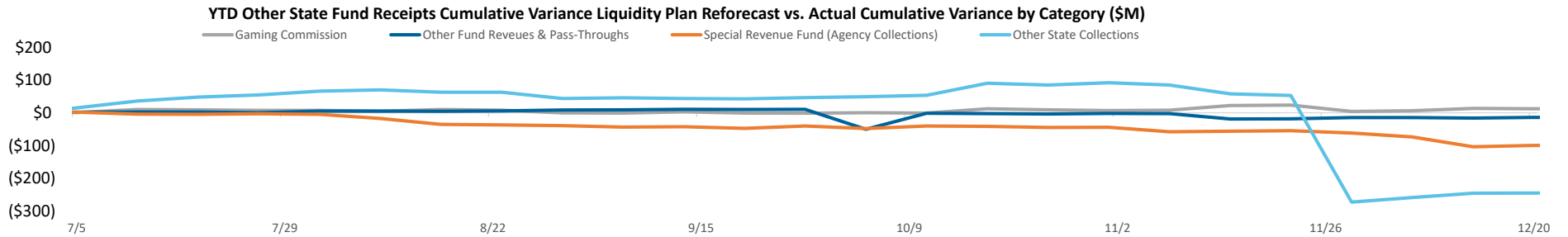
Puerto Rico Department of Treasury | Hacienda
Other State Fund Collections Summary

Key Takeaways / Notes

- 1) Other State Fund Collections are lower than projected in the Liquidity Plan. The negative variance in Special Revenue Fund is mainly driven by timing differences.
- 2) Other State Collections variance is mainly driven by (\$306M) lower than projected Funds under the Custody of the Department of Treasury due to timing differences, partially offset by \$20M higher than projected funds on the Office of the Commissioner of Financial Institution, and \$21M higher on All Other Collections.

Other State Fund Collections Year to Date: Actual vs. Forecast (\$M)

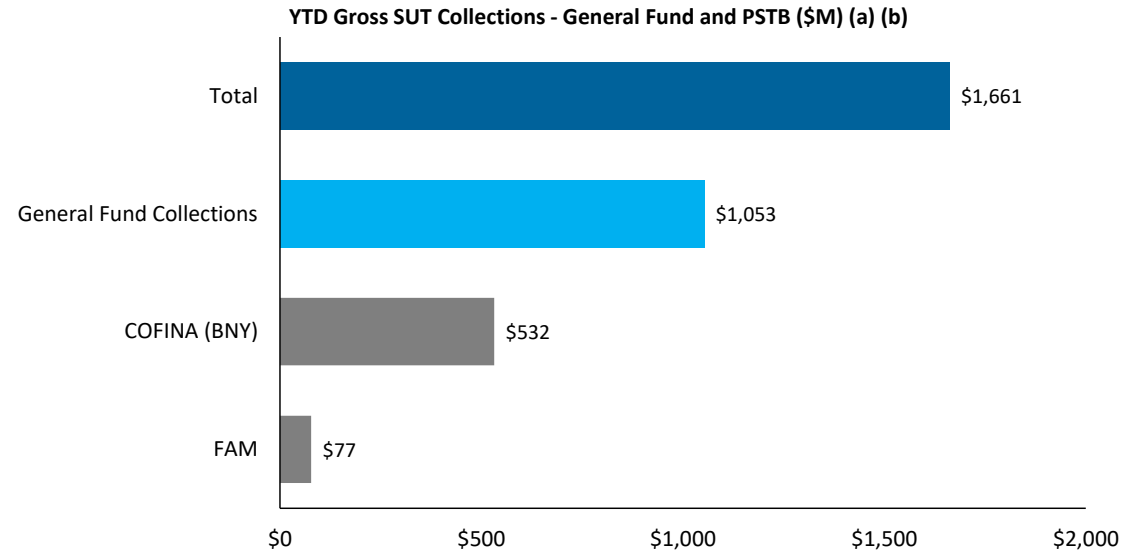
	Actual YTD 12/20	LP YTD 12/20	Var \$ YTD 12/20	Var % YTD 12/20
Other State Fund Collections				
Other Fund Revenues & Pass-Throughs	\$150	\$164	(\$14)	-9%
Electronic Lottery	56	66	(10)	-15%
ASC Pass Through	22	12	10	84%
ACCA Pass Through	40	43	(4)	-9%
Other	32	43	(11)	-26%
Special Revenue Fund (Agency Collections)	215	315	(100)	-32%
Department of Education	13	2	11	660%
Department of Health	33	30	3	10%
Department of State	7	1	6	398%
All Other	163	282	(119)	-42%
Other state collections	637	883	(246)	-28%
Interest Income	203	190	13	7%
Puerto Rico Gaming Commission	189	197	(8)	-4%
Department of Housing	12	16	(4)	-23%
Department of Health	69	54	15	27%
Office of the Commissioner of Insurance	4	0	4	852%
Funds under the Custody of the Department of Treasury	57	363	(306)	-84%
Office of the Commissioner of Financial Institutions	36	16	20	126%
All Other	67	47	21	44%
Total	\$1,002	\$1,362	(\$360)	-26%



Puerto Rico Department of Treasury | Hacienda
Sales and Use Tax Collections Summary

Key Takeaways / Notes

- 1) The proceeds from the Puerto Rico 10.5% SUT rate are allocated as follows: Of the 10.5%, 5.5% is deposited into a COFINA BNY Mellon account until the PSTBA cap is reached, and 4.5% is deposited into the General Fund. The remaining 0.5% is remitted to FAM.



Footnotes

- (a) This schedule reflects gross cash activity and is subject to revision based on periodic reconciliations and accounting adjustments.
- (b) As of December 20, 2024 there is \$111M in SUT collected pending verification and allocation. The verification process includes matching receipts with the appropriate returns and reconciling government account information. Once this process is complete, SUT funds are distributed in accordance with the COFINA Plan of Adjustment based on the ownership of funds and otherwise based on the limits on distributions established therein.

Puerto Rico Department of Treasury | Hacienda
Federal Funds Net Cash Flow Summary (a)

Key Takeaways / Notes

- 1) Receipts for the Nutritional Assistance Program (NAP) and Medicaid (ASES Pass-through) are received in advance of the subsequent pass-through disbursements. Federal Funds received for Payroll and Vendor Payments are typically reimbursed following disbursement. There may be temporary week to week surplus / (deficit) due to timing differences. These funds are held in a separate account outside of TSA. Some of the measures funded by the accounts are initially paid out through TSA, and later reimbursed from the respective external account.

- 2) As of the date of the report, \$221M of reimbursements related to Coronavirus Relief Fund (CRF) and Coronavirus State and Local Fiscal Recovery Funds (CSLFRF) have been received and (\$215M) were disbursed and reported herein as All Other Federal Funds Transfers; with a net cash flow of \$6M.

- 3) The Federal Funds are currently higher than projected. Net positive YTD variance is mainly driven by higher inflows on All Other Federal Programs of \$181M, higher NAP by \$36M, and lower Payroll and Related Costs by \$77M. This partially offset by lower Medicaid of (\$139M).

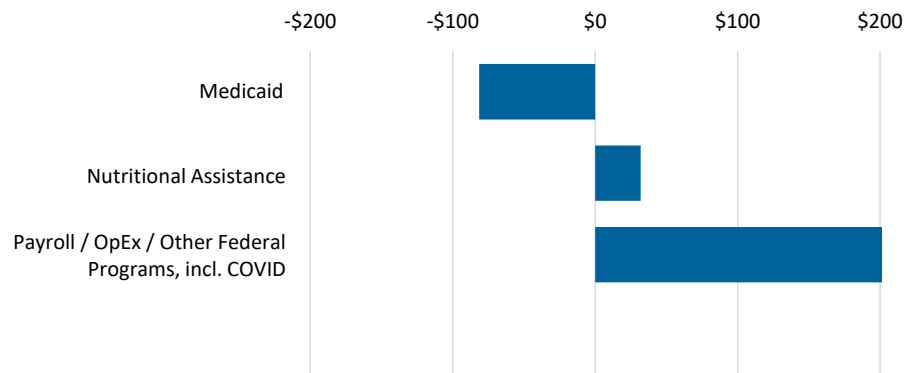
Weekly FF Net Surplus (Deficit)

	FF Inflows	FF Outflows	Net Cash Flow	LP Net Cash Flow	Variance
Medicaid (ASES)	\$ 0	\$ -	\$ 0	\$ 446	\$ (446)
Nutritional Assistance Program (NAP)	72	(69)	2	8	(6)
Payroll / OpEx / Other Federal Programs, incl. COVID	174	(61)	112	34	78
<i>Payroll / Vendor Disbursements / Other Federal Programs</i>	174	(46)	128	34	94
<i>COVID-19 Federal Funds (CRF & CSLFRF)</i>	-	(16)	(16)	-	(16)
Federally Reimbursable Tax Credits	-	-	-	-	-
Total	\$ 245	\$ (131)	\$ 114	\$ 488	\$ (374)

YTD Cumulative FF Net Surplus (Deficit)

	FF Inflows	FF Outflows	Net Cash Flow	LP Net Cash Flow	Variance
Medicaid (ASES)	\$ 2,427	\$ (2,508)	\$ (81)	\$ 57	\$ (139)
Nutritional Assistance Program (NAP)	1,518	(1,486)	32	(4)	36
Payroll / OpEx / Other Federal Programs, incl. COVID	2,239	(1,967)	272	24	247
<i>Payroll / Vendor Disbursements / Other Federal Programs</i>	2,018	(1,752)	265	24	241
<i>COVID-19 Federal Funds (CRF & CSLFRF)</i>	221	(215)	6	-	6
Federally Reimbursable Tax Credits	-	-	-	-	-
Total	\$ 6,183	\$ (5,961)	\$ 222	\$ 78	\$ 144

YTD Federal Funds Net Cash Flows (\$M)



Footnotes

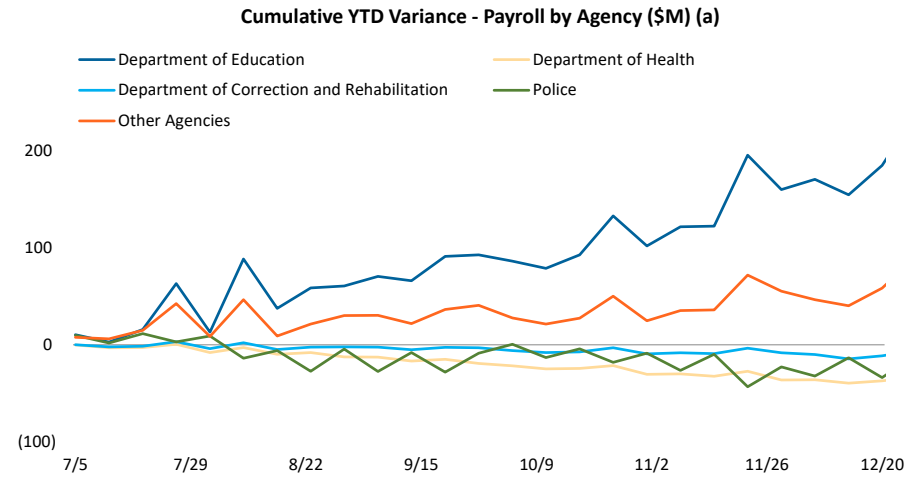
- (a) Please note that federal fund classification as represented here is based on the fund classification at the point of transaction. Agencies regularly review cash transactions and make accounting adjustments that result in fund reclassifications.

Puerto Rico Department of Treasury | Hacienda
 Payroll / Vendor Disbursements Summary

Key Takeaways / Notes : Gross Payroll

- 1) Positive YTD payroll variance is primarily driven by lower than expected expenses by the Department of Education and All Other Agencies. This is partially offset by higher than projected expenses by the Department of Health, Police Department and Department of Correction & Rehabilitation.

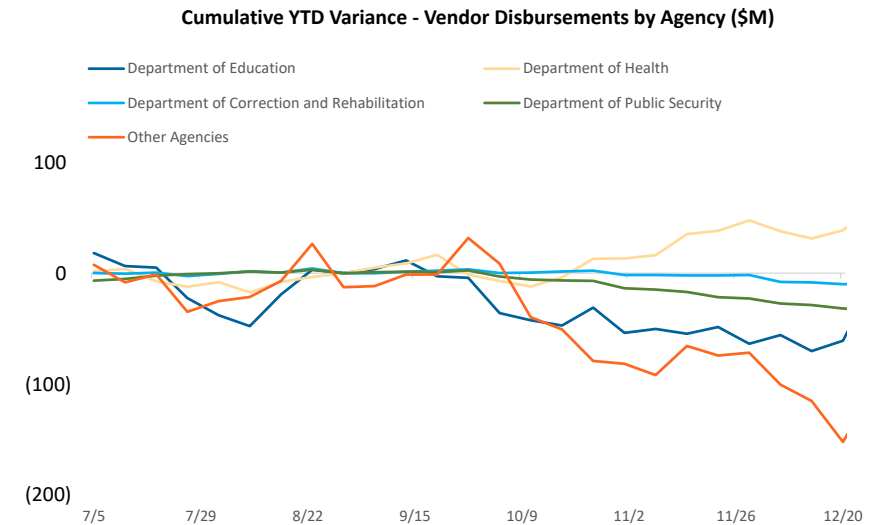
Gross Payroll (\$M) (a)	YTD Variance
Agency	
Department of Education	\$ 185
Department of Health	(37)
Department of Correction & Rehabilitation	(11)
Police	(34)
All Other Agencies	59
Total YTD Variance	\$ 162



Key Takeaways / Notes : Vendor Disbursements

- 1) Negative variance mainly due to higher than projected expenses related to All Other Agencies, Department of Education, and Department of Public Security. This is partially offset by lower than projected expenses by the Department of Health.

Vendor Disbursements (\$M)	YTD Variance
Agency	
Department of Health	\$ 39
Department of Correction & Rehabilitation	(10)
Department of Public Security	(32)
Department of Education	(61)
All Other Agencies (b)	(152)
Total YTD Variance	\$ (216)



Footnotes

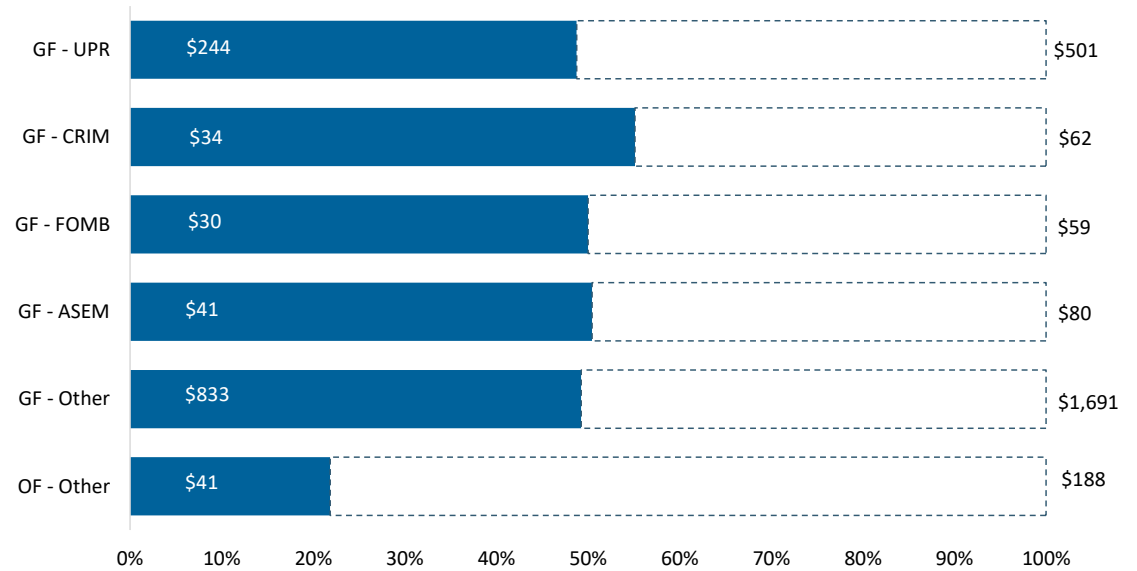
- (a) Gross Payroll is equal to the sum of: (i) Net Payroll by Agency from the DTPR RHUM system; (ii) Other Payroll, and (iii) Cash outlays for wage garnishments by Agency.
- (b) The negative variance for All Other Agencies can be mainly attributed to the Puerto Rico Gaming Commission (\$17M), the Department of Economic Development and Commerce (\$13M) and the General Court of Justice (\$12M).

Puerto Rico Department of Treasury | Hacienda
State Funded Budgetary Transfers Summary

Key Takeaways / Notes

- 1.) General Fund appropriations are generally executed throughout the year on a consistent basis in the first week of a given month. The amount transferred each month is usually the sum of the receiving entity's budgeted amount for FY25 divided by twelve, subject to a 2.5% holdback through the first nine months of the fiscal year, to be disbursed during the fourth quarter following reconciliation of General Fund revenues to Fiscal Plan projections and subsequent approval and authorization for release by the Oversight Board and the Director of FOMB. Other General Fund transfers and Other Fund transfers require the recognition of certain revenues within DTPR accounting records prior to sending funds to a receiving entity.

YTD FY2025 Budgeted Appropriations Executed (\$M)



Remaining Appropriation Budget (\$M)

Entity Name	Full Year		
	Actual YTD	Expectation	Remaining
GF - UPR	\$ 244	\$ 501	\$ 257
GF - CRIM	34	62	28
GF - FOMB	30	59	30
GF - ASEM	41	80	40
GF - Other	833	1,691	858
OF - Other	41	188	147
Total	\$ 1,222	\$ 2,580	\$ 1,358


YTD Appropriation Variance (\$M)

Entity Name	Actual YTD	LP YTD	Variance
GF - UPR	\$ 244	\$ 244	\$ (0)
GF - CRIM	34	30	(4)
GF - FOMB	30	29	(1)
GF - ASEM	41	39	(1)
GF - Other	833	857	24
OF - Other	41	141	100
Total	\$ 1,222	\$ 1,340	\$ 118

Puerto Rico Department of Treasury | Hacienda
Tax Refunds / PayGo and Pensions Summary

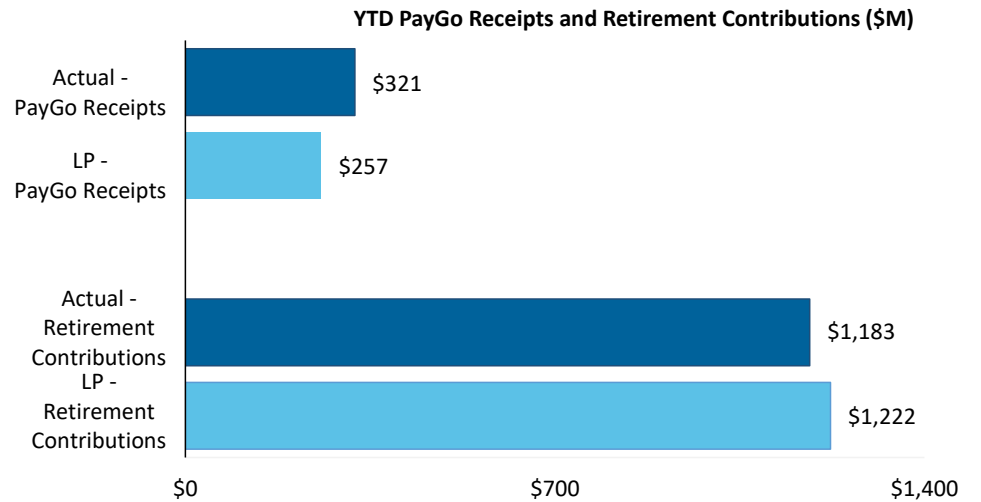
Key Takeaways / Notes : Tax Credits & Refunds

- 1) Tax credits and refunds includes EITC distributions, refunds to individuals and seniors as well as other tax credits. Tax Credits and Refunds are \$589M lower than projected.



Key Takeaways / Notes : PayGo Receipts and Retirement Contributions

- 1) YTD PayGo receipts are lower than projected. Further details on the status of PayGo can be found in the monthly PayGo Report on Hacienda website under the Public Finance section.



Puerto Rico Department of Treasury | Hacienda
Plan of Adjustment TSA Transfers Summary

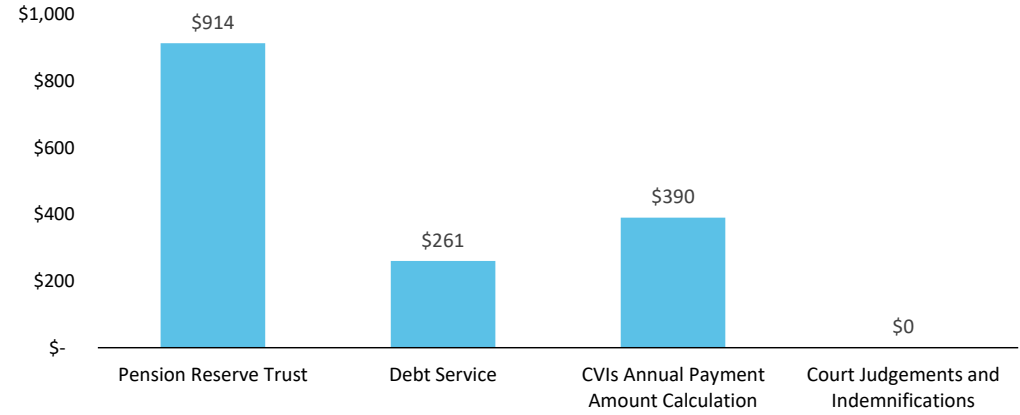
Key Takeaways / Notes: Plan Disbursements

- 1) A total of \$1,564M has been transferred out of the TSA for POA related payments during FY25.

Plan-Related TSA Disbursements (\$M)

	<u>Actual YTD</u>
Pension Reserve Trust	\$ 914
<i>Annual Contribution</i>	<i>906</i>
<i>Monthly Act 80 Contributions</i>	<i>8</i>
Debt Service	261
CVIs Annual Payment Amount Calculation	390
Court Judgements and Indemnifications	-
Total	<u>\$ 1,564</u>

Plan-Related TSA Disbursements (\$M)



Puerto Rico Department of Treasury | Hacienda

Schedule A: Central Government - Live Web Portal AP by Payee Type (a) (b)

All Agencies

(figures in \$000s)

Continues and Continued...

ID	Agency Name	3rd Party Payables	Intergovernmental Payables	Total
071	Department of Health	\$ 210,608	\$ 8,640	\$ 219,248
081	Department of Education	147,619	9,175	156,794
271	Office of Information Technology and Communications	44,839	82	44,921
049	Department of Transportation and Public Works	31,371	882	32,253
025	Hacienda (entidad interna - fines de contabilidad)	26,744	36	26,780
045	Department of Public Security	17,621	108	17,729
050	Department of Natural and Environmental Resources	17,474	57	17,531
123	Families and Children Administration	15,701	92	15,793
241	Administration for Integral Development of Childhood	12,331	407	12,738
137	Department of Correction and Rehabilitation	12,001	10	12,011
311	Gaming Comission	11,590	38	11,627
095	Mental Health and Addiction Services Administration	11,084	13	11,096
067	Department of Labor and Human Resources	10,332	156	10,488
014	Environmental Quality Board	10,006	331	10,337
127	Administration for Socioeconomic Development of the Family	8,854	87	8,940
016	Office of Management and Budget	8,157	10	8,168
028	Commonwealth Election Commission	7,885	1	7,886
024	Department of the Treasury	7,428	29	7,457
120	Veterans Advocate Office	7,205	2	7,207
126	Vocational Rehabilitation Administration	6,441	4	6,444
031	General Services Administration	6,203	-	6,203
078	Department of Housing	2,261	3,114	5,376
122	Department of the Family	5,311	8	5,318
087	Department of Sports and Recreation	5,126	76	5,202
043	Puerto Rico National Guard	2,696	2	2,698
055	Department of Agriculture	2,594	-	2,594
038	Department of Justice	2,350	19	2,369
243	PNP Central Committee	1,901	-	1,901
152	Elderly and Retired People Advocate Office	1,083	700	1,783
124	Child Support Administration	1,728	-	1,728
242	PPD Central Committee	1,405	-	1,405
018	Planning Board	1,141	-	1,141
155	State Historic Preservation Office	1,077	4	1,081
329	Socio-Economic Development Office	811	165	976
023	Department of State	888	-	888
208	Contributions to Municipalities	-	810	810
026	Special Appropriations for the Central Government Retirement	760	-	760
015	Office of the Governor	717	4	721
105	Industrial Commission	675	2	678
266	Office of Public Security Affairs	19	521	540
143	Office of Protection and Advocacy of Persons with Disabilities	401	0	402
030	Office of Administration and Transformation of HR in the Gov	248	0	248

Puerto Rico Department of Treasury | Hacienda*Schedule A: Central Government - Live Web Portal AP by Payee Type (a) (b)**All Agencies**(figures in \$000s)**Continues and Continued...*

ID	Agency Name	3rd Party Payables	Intergovernmental Payables	Total
096	Women's Advocate Office	185	0	185
022	Office of the Commissioner of Insurance	177	-	177
291	Project Dignity	145	-	145
298	Public Service Regulatory Board	137	-	137
075	Office of the Financial Institutions Commissioner	87	-	87
391	Movimiento Victoria Ciudadana	77	-	77
281	Office of the Electoral Comptroller	71	-	71
069	Department of Consumer Affairs	69	0	69
153	Advocacy for Persons with Disabilities of the Commonwealth	64	-	64
060	Citizen's Advocate Office (Ombudsman)	50	2	51
279	Public Service Appeals Commission	42	-	42
231	Health Advocate Office	14	0	14
226	Joint Special Counsel on Legislative Donations	13	-	13
037	Civil Rights Commission	12	-	12
062	Cooperative Development Commission	6	-	6
139	Parole Board	4	-	4
034	Investigation, Prosecution and Appeals Commission	2	0	2
244	PIP Central Committee	2	-	2
	Other	3	-	3
Total		\$ 665,848	\$ 25,586	\$ 691,434

Footnotes:

- (a) *Data presented above represents the Central Government live AP Web Portal repository of third party and intergovernmental invoices by agency, implemented for FY2019. The full transition to managing central government payables through the web portal is not yet complete and therefore the table above may not represent all Central Government AP. Ongoing efforts with the largest agencies to implement the appropriate processes and controls needed to fully transition to the web portal and realize improvements in reporting and efficiency continue as of the date of this report.*
- (b) *On a go-forward basis, vendors submit invoices for approval through the live AP Web Portal where they are logged electronically, matched with the appropriate purchase order or other relevant documentation, and approved / vouchered at the agency level through the online interface.*

Puerto Rico Department of Treasury | Hacienda

Schedule B: Central Government - Live Web Portal AP Aging (a) (b)

All Agencies

(figures in \$000s)

Continues and Continued...

ID	Agency Name	0 - 30	31 - 60	61 - 90	Over 90 days	Total
071	Department of Health	\$ 34,801	\$ 12,133	\$ 6,767	\$ 165,546	\$ 219,248
081	Department of Education	52,082	32,532	22,866	49,314	156,794
271	Office of Information Technology and Communications	13,603	936	714	29,668	44,921
049	Department of Transportation and Public Works	6,507	7,882	7,741	10,123	32,253
025	Hacienda (entidad interna - fines de contabilidad)	4,145	3,379	4,485	14,771	26,780
045	Department of Public Security	5,180	1,592	1,702	9,255	17,729
050	Department of Natural and Environmental Resources	2,548	2,471	3,003	9,509	17,531
123	Families and Children Administration	8,865	3,099	816	3,014	15,793
241	Administration for Integral Development of Childhood	6,876	1,051	542	4,269	12,738
137	Department of Correction and Rehabilitation	6,856	2,588	574	1,993	12,011
311	Gaming Commission	8,635	2,131	309	552	11,627
095	Mental Health and Addiction Services Administration	6,814	1,967	233	2,083	11,096
067	Department of Labor and Human Resources	1,818	1,745	1,830	5,095	10,488
014	Environmental Quality Board	174	637	112	9,413	10,337
127	Administration for Socioeconomic Development of the Family	1,005	2,261	1,993	3,681	8,940
016	Office of Management and Budget	967	5,956	706	538	8,168
028	Commonwealth Election Commission	1,177	4,643	730	1,336	7,886
024	Department of the Treasury	3,448	1,488	607	1,913	7,457
120	Veterans Advocate Office	818	733	1,167	4,490	7,207
126	Vocational Rehabilitation Administration	2,816	1,369	777	1,482	6,444
031	General Services Administration	249	3,164	2,553	237	6,203
078	Department of Housing	3,810	860	477	228	5,376
122	Department of the Family	1,924	1,709	857	829	5,318
087	Department of Sports and Recreation	923	1,431	529	2,319	5,202
043	Puerto Rico National Guard	1,110	753	471	364	2,698
055	Department of Agriculture	318	56	84	2,135	2,594
038	Department of Justice	1,366	471	481	52	2,369
243	PNP Central Committee	244	1,657	-	-	1,901
152	Elderly and Retired People Advocate Office	1,058	177	52	495	1,783
124	Child Support Administration	997	117	172	442	1,728
242	PPD Central Committee	125	844	373	63	1,405
018	Planning Board	240	557	95	249	1,141
155	State Historic Preservation Office	428	487	28	138	1,081
329	Socio-Economic Development Office	258	23	169	526	976
023	Department of State	674	197	9	8	888
208	Contributions to Municipalities	-	-	-	810	810
026	Special Appropriations for the Central Government Retirement System	12	16	12	720	760
015	Office of the Governor	224	414	25	58	721
105	Industrial Commission	149	79	27	423	678
266	Office of Public Security Affairs	15	11	24	489	540
143	Office of Protection and Advocacy of Persons with Disabilities	4	3	1	393	402
030	Office of Administration and Transformation of HR in the Govt.	204	13	7	24	248
096	Women's Advocate Office	145	33	6	1	185
022	Office of the Commissioner of Insurance	39	91	45	1	177
291	Project Dignity	13	92	28	12	145
298	Public Service Regulatory Board	74	46	3	14	137
075	Office of the Financial Institutions Commissioner	86	1	-	-	87
391	Movimiento Victoria Ciudadana	9	8	35	25	77
281	Office of the Electoral Comptroller	13	0	55	3	71
069	Department of Consumer Affairs	56	12	-	1	69

Puerto Rico Department of Treasury | Hacienda

Schedule B: Central Government - Live Web Portal AP Aging (a) (b)

All Agencies

(figures in \$000s)

Continues and Continued...

ID	Agency Name	0 - 30	31 - 60	61 - 90	Over 90 days	Total
153	Advocacy for Persons with Disabilities of the Commonwealth of Puer	7	4	23	31	64
060	Citizen's Advocate Office (Ombudsman)	50	0	0	1	51
279	Public Service Appeals Commission	23	10	4	5	42
231	Health Advocate Office	8	1	2	3	14
226	Joint Special Counsel on Legislative Donations	12	-	-	0	13
037	Civil Rights Commission	12	-	-	1	12
062	Cooperative Development Commission	4	1	1	-	6
139	Parole Board	3	1	-	0	4
034	Investigation, Prosecution and Appeals Commission	1	-	0	2	2
244	PIP Central Committee	0	-	2	-	2
	Other	1	0	-	2	3
Total		\$ 184,024	\$ 103,936	\$ 64,323	\$ 339,152	\$ 691,434

Footnotes:

- (a) Data presented above represents the Central Government live AP Web Portal repository of third party and intergovernmental invoices by agency, implemented for FY2019. The full transition to managing central government payables through the web portal is not yet complete and therefore the table above may not represent all Central Government AP. Ongoing efforts with the largest agencies to implement the appropriate processes and controls needed to fully transition to the web portal and realize improvements in reporting and efficiency continue as of the date of this report.
- (b) On a go-forward basis, vendors submit invoices for approval through the live AP Web Portal where they are logged electronically, matched with the appropriate purchase order or other relevant documentation, and approved / vouchered at the agency level through the online interface.