



**GOVERNMENT OF PUERTO RICO**  
Department of the Treasury

*Treasury Single Account ("TSA") FY 2024 Cash Flow*  
*As of February 16, 2024*

## Disclaimer

- The Department of the Treasury of Puerto Rico (“Hacienda”), the Government of Puerto Rico (the “Government”), and each of their respective officers, directors, employees, agents, attorneys, advisors, members, partners or affiliates (collectively, with Hacienda and the Government the “Parties”) make no representation or warranty, express or implied, to any third party with respect to the information contained herein and all Parties expressly disclaim any such representations or warranties.
- The Parties do not owe or accept any duty or responsibility to any reader or recipient of this presentation, whether in contract or tort, and shall not be liable for or in respect of any loss, damage (including without limitation consequential damages or lost profits) or expense of whatsoever nature of such third party that may be caused by, or alleged to be caused by, the use of this presentation or that is otherwise consequent upon the gaining of access to this document by such third party.
- This document does not constitute an audit conducted in accordance with generally accepted auditing standards, an examination of internal controls or other attestation or review services in accordance with standards established by the American Institute of Certified Public Accountants or any other organization. Nor does this document constitute an audit of compliance with any other federal law, rule, or regulation. Accordingly, the Parties do not express an opinion or any other form of assurance on the financial statements or any financial or other information or the internal controls of the Government and the information contained herein.
- Any statements and assumptions contained in this document, whether forward-looking or historical, are not guarantees of future performance and involve certain risks, uncertainties, estimates and other assumptions made in this document. The economic and financial condition of the Government and its instrumentalities is affected by various financial, social, economic, environmental and political factors. These factors can be very complex, may vary from one fiscal year to the next and are frequently the result of actions taken or not taken, not only by the Government and its agencies and instrumentalities, but also by entities such as the government of the United States. Because of the uncertainty and unpredictability of these factors, their impact cannot be included in the assumptions contained in this document. Future events and actual results may differ materially from any estimates, projections, or statements contained herein. Nothing in this document should be considered as an express or implied commitment to do or take, or to refrain from taking, any action by Hacienda, the Government, or any government instrumentality in the Government or an admission of any fact or future event. Nothing in this document shall be considered a solicitation, recommendation or advice to any person to participate, pursue or support a particular course of action or transaction, to purchase or sell any security, or to make any investment decision.
- By receiving this document, the recipient shall be deemed to have acknowledged and agreed to the terms of these limitations.
- This document may contain capitalized terms that are not defined herein, or may contain terms that are discussed in other documents or that are commonly understood. You should make no assumptions about the meaning of capitalized terms that are not defined, and you should consult with advisors of Hacienda should clarification be required.

## Glossary

Term	Definition
ACAA	- Automobile Accident Compensation Administration, or Administración de Compensaciones por Accidentes de Automoviles, is a component unit of the Commonwealth of Puerto Rico.
Act 154	- Act 154 means Act No. 154-2010, which, inter alia, imposes a temporary excise tax on the acquisition by multinationals of certain property manufactured or produced in whole or in part in Puerto Rico and on the acquisition of certain manufacturing services carried out in Puerto Rico. The Act 154 temporary excise tax expires on December 31, 2027.
AFI / PRIFA	- Infrastructure Financing Authority.
ASC	- Compulsory Liability Insurance, private insurance company.
ASES	- Puerto Rico Health Insurance Administration, a public corporation and component unit of the Commonwealth of Puerto Rico.
CINE	- Puerto Rico Cinema Fund, a recipient of certain assigned sales and use tax revenues.
COFINA	- Puerto Rico Sales Tax Financing Corporation.
DTPR	- Department of the Treasury of Puerto Rico also referred to as "Hacienda".
DTPR Collection System	- This is the software system that DTPR uses for collections.
FAM	- Municipal Fund Administration, a recipient of certain assigned sales and use tax revenues.
General Fund Collections	- All gross tax collections received and deposited into the TSA from all Hacienda Collection Posts, through the Hacienda Colecturia Virtual (online), and/or SURI, as well as certain pass-through collections and others.
General Fund	- General Fund (Operating Fund) means the Commonwealth principal operating fund; disbursements from such fund are generally approved through the Commonwealth's annual budgeting process.
Gross Payroll	- Gross Payroll is equal to the sum of: (i) Net Payroll from the DTPR RHUM system; (ii) Other Payroll and (iii) Cash outlays for wage garnishments by Agency.
HTA	- Puerto Rico Highways and Transportation Authority, a public corporation and a component unit of the Commonwealth of Puerto Rico.
Liquidity Plan (LP)	- The Liquidity Plan is the translation of the Certified Fiscal Plan ("CFP") and Certified Budget ("Budget") into a cash flow projection. The TSA Liquidity Plan encompasses all cash flow activity within the TSA. Certain cash flow activity is contemplated in the CFP and Budget, but occurs outside the TSA. Cash flow bridges from the TSA to the CFP and Budget have been included to facilitate comparison.
NAP	- NAP, or the Nutrition Assistance Program, also known as PAN, or Programa de Asistencia Nutricional is a federal assistance nutritional program provided by the United States Department of Agriculture (USDA) solely to Puerto Rico.
OMB	- The Office of Management and Budget of Puerto Rico.
Other Payroll	- Other Payroll expenses relate to employee withholdings, social security, insurance, and other deductions.
Other State Collections	- Inflows related to various Health Department programs, the State Insurance Fund, the Commissioner of Financial Institutions, interest earned on TSA bank accounts and others.
PayGo	- PayGo - Puerto Rico pension system that is funded through a pay-as-you-go system. Retirement benefits expenses of government employers are paid by the central government and reimbursed by the employers, with such funds received by the TSA.
Plan of Adjustment ("Plan")	- Plan to adjust the liabilities for the Commonwealth of Puerto Rico, the Puerto Rico Public Building Authority, and Employee Retirement System of the Government of Puerto Rico confirmed on 1/18/22 by the US District Court for the District of Puerto Rico under PROMESA.
PREPA	- Puerto Rico Electric Power Authority, a public corporation and a component unit of the Commonwealth of Puerto Rico.
PRITA	- Puerto Rico Integrated Transport Authority, a public corporation and component unit of the Commonwealth of Puerto Rico.
PSTBA	- The PSTBA is an amount established under Act 91-2006, as amended, and the Sales Tax Revenue Bond Resolution, as amended and restated on June 10, 2009 (the "Bond Resolution"), that currently must be received by COFINA from 5.5% of the SUT before the Commonwealth can receive any of the other 5.5% SUT.
Public Corporation	- Public corporations are governmental authorities with autonomous structure separate from the central government administration and with independent treasury functions.
RHUM System	- This is the software system that DTPR uses for payroll.
SIFC	- State Insurance Fund Corporation, a public corporation and a component unit of the Commonwealth of Puerto Rico.
Special Revenue Receipts	- Collections made by central government agencies at collection posts for services rendered by the agencies as well as fees, licenses, permits, fines and others.
SURI	- Sistema Unificado de Rentas Internas is the new digital tool of the Department of the Treasury that will allow integration and streamlining of the administration of taxes and revenues and eliminate the complexity of the current systems for the benefit of the Treasury and the taxpayers.
SURI Sweep Account Transfers	- The SURI Sweep Account balance transfers is included as part of the General Fund Collections.
TSA	- Treasury Single Account, the Commonwealth's main operational bank account (concentration account) in which a majority of receipts from Governmental funds are deposited and from which most expenses are disbursed. TSA receipts include tax collections, charges for services, intergovernmental collections, the proceeds of short and long-term debt issuances and amounts held in custody by the Secretary of the Treasury for the benefit of the Commonwealth's fiduciary funds. Only a portion of the revenues received by the TSA is included in the annual General Fund budget presented to the Puerto Rico Legislative Assembly for approval. Other revenues are separately assigned by law to certain agencies or public corporations but still flow through the TSA.

## Introduction

- Enclosed is the weekly Treasury Single Account ("TSA") cash flow report and supporting schedules with weekly YTD FY2024 actual results compared to the FY2024 Liquidity Plan.
- TSA is the Commonwealth's main operational bank account (concentration account) in which a majority of receipts from Governmental funds are deposited and from which most expenses are disbursed.
- Receipts in the TSA include tax collections (including revenues assigned to certain public corporations and pledged for the payment of their debt service), charges for services, intergovernmental collections (such as reimbursements from Federal assistance grants), the proceeds of short and long-term debt issuances held in custody by the Secretary of Treasury for the benefit of the Government fiduciary funds, and other receipts. Only a portion of the revenues received by the TSA is included in the annual General Fund budget presented to the Puerto Rico Legislative Assembly for approval. Other revenues are separately assigned by law to certain agencies or public corporations but still flow through the TSA.
- Disbursements from the TSA include payroll and related costs, vendor and operational disbursements (including those reimbursed by Federal assistance grants and funded from Special Revenue Funds), welfare expenditures, capital outlays, debt service payments, required budgetary formulas and appropriation payments, pass-through payments of pledged revenues to certain public corporations, tax refunds, payments of current pension benefits and other disbursements.
- Federal funds related to disaster relief for hurricanes Irma and Maria are deposited in a separate bank account overseen by the Government Authorized Representative ("GAR"). Funds may be transferred to the TSA either: (i) after admissible disbursements (per approved Project Worksheets) have been made or (ii) once supporting documentation for an accrual or related expense are provided to and approved by FEMA. Therefore, FEMA funding may also be received in advance of actual cash disbursement, as payments to vendors may occur subsequent to when the corresponding services are rendered / expenses are recorded.
- Data limitations and commentary:  
The government has focused on cash transaction information for which access to reliable, timely, and detailed data is readily available. The government continues to work with DTPR and other parties to access additional reliable data that would help to provide additional detail in the future.

**Puerto Rico Department of Treasury | Hacienda**  
*Executive Summary - TSA Cash Flow Actual Results*  
*(figures in Millions)*

<b>Bank Cash Position</b>	<b>Weekly Cash Flow</b>	<b>YTD Net Cash Flow</b>	<b>YTD Actual vs LP Variance</b>
<b>\$9,349</b>	<b>\$89</b>	<b>\$1,076</b>	<b>\$2,325</b>

**Bridge from FY24 Liquidity Plan projected TSA Cash Balance to actual FY24 TSA Cash Balance as of February 16, 2024**

<u>Cash Flow line item</u>	<u>Variance Bridge (\$M)</u>	<u>Comments</u>
Liquidity Plan RF Projected Cash Balance 2/16/24:	\$ 7,025	1. State collections are currently higher than projected. The variance is mainly driven by General Fund Collections of \$673M and Special Revenue Funds of \$242M.
1 State Collections	915	2. The Federal Funds reimbursements are often received with a timing difference in comparison with the disbursements, causing weekly variances. The negative YTD variance is mainly driven by higher than projected receipts from All Other Federal Programs of \$210M & All Other Federal Fund Transfers related to CRF and CSLFRF of \$135M, and lower than projected payroll expenses of \$96M; partially offset by higher than projected Operating Disbursements of (\$123M).
2 Federal Fund Net Cash Flow	305	
3 Tax Credits & Refunds	419	3. Tax Refunds and other tax credits are temporarily under projected cash flow due to timing differences. This variance is expected to decrease in the current month and subsequent months due to individual income tax refunds.
4 Loans and Notes Transactions	254	
5 Payroll and Related Costs	114	4. On December 14, the Commonwealth received a loan repayment from HTA for \$353M. On December 19, DTPR disbursed (\$115M) to PREPA as part of a \$300M loan originated by DTPR on December 2023. These loan-related items were not projected and were not included in the Liquidity Plan.
All Other	318	5. Payroll and related costs are currently lower than projected. The positive variance is driven by General Fund payroll of \$86M and Other State Fund payroll of \$28M.
<b>Actual TSA Cash Account Balance</b>	<b>\$ 9,349</b>	

**Memo: Summary of Cash Balances**

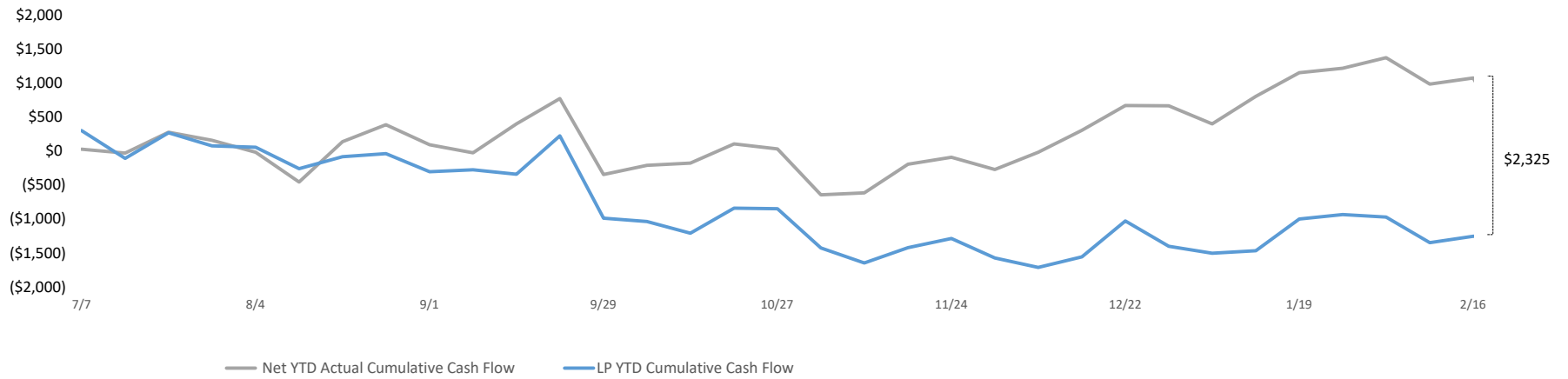
TSA Operational Cash	\$ 7,547
TSA Reserves	1,802
<b>Actual TSA Cash Account Balance</b>	<b>\$ 9,349</b>

**Puerto Rico Department of Treasury | Hacienda**

*YTD TSA Cash Flow Summary - Actual vs LP*

**TSA Cumulative YTD Net Cash Flow (\$M)**

LP RF Bank Cash Balance:	\$7,025
Actual TSA + Sweep Balance:	\$9,349



**YTD Actuals vs. Liquidity Plan**

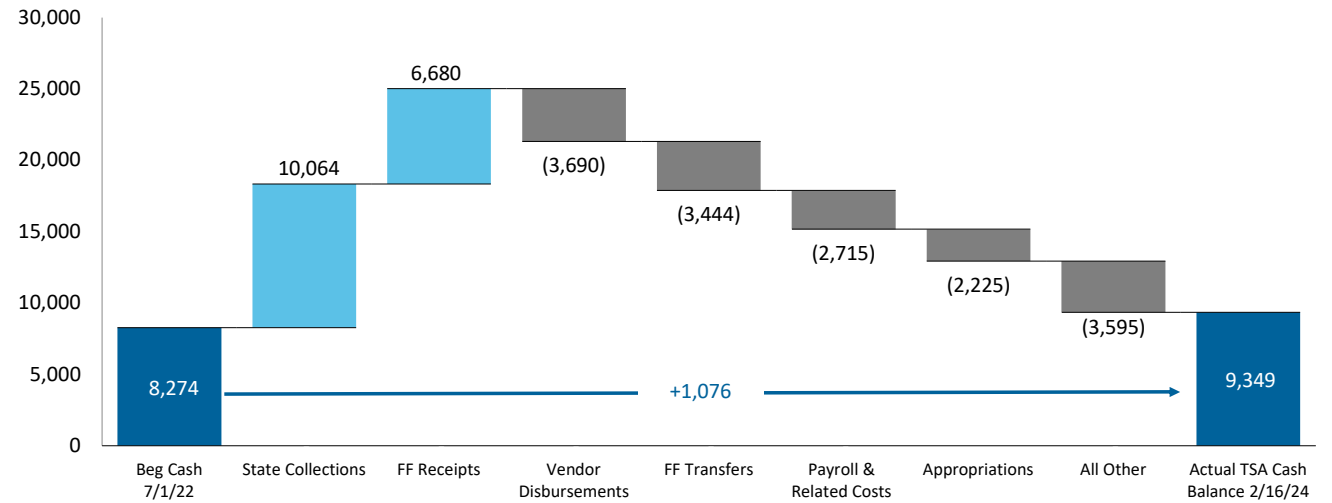
YTD net cash flow is \$1,076M and cash flow variance to the Liquidity Plan is \$2,325M, with various offsetting variances within.

**Puerto Rico Department of Treasury | Hacienda**  
*YTD Cash Flow Summary - TSA Cash Flow Actual Results*

**Net Cash Flow - YTD Actuals**

- The primary cash driver of FY24 are State Collections. Federal Fund inflows of \$6,680M represent 39% of YTD inflows, but are largely offset by Federal Fund transfers, with YTD net surplus of \$406M (Refer to page 13 for additional detail).

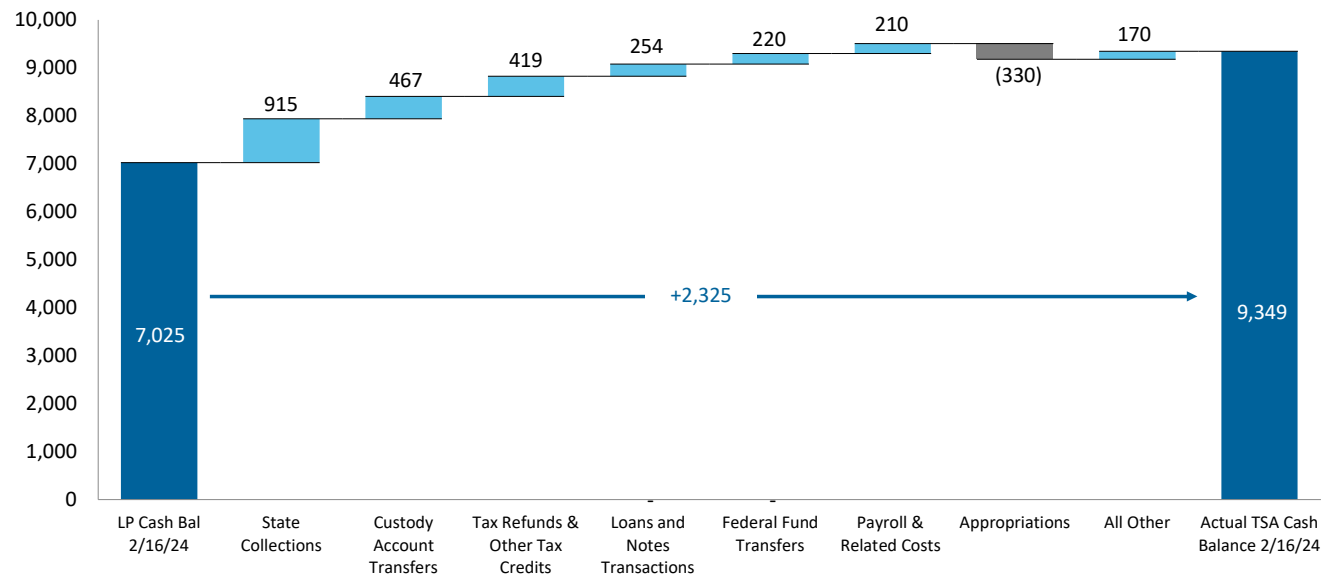
**TSA YTD Cash Flow Actuals: Key Cash Flow Concepts (\$M)**



**Net Cash Flow YTD Variance - LP vs. Actual**

- State Collections, Custody Account Transfers, Tax Refunds & Other Tax Credits, Loans and Notes Transactions, Federal Funds Transfers and Payroll & Related Costs are the main drivers of the YTD cash flow variance. This is partially offset by higher than projected Appropriations.

**TSA YTD Top Cash Flow Variances (\$M)**



**Puerto Rico Department of Treasury | Hacienda**  
 TSA Cash Flow Actual Results for the Week Ended February 16, 2024

	FY24 Actual 2/16	FY24 LP 2/16	Variance 2/16	FY24 Actual YTD	FY24 LP RF YTD	Variance YTD
<i>(figures in Millions)</i>						
<b>State Collections</b>						
1 General fund collections (a)	\$267	\$248	\$19	\$8,571	\$7,898	\$673
2 Other fund revenues & Pass-throughs (b)	2	2	0	234	261	(28)
3 Special Revenue receipts	5	7	(2)	253	259	(6)
4 All Other state collections (c)	50	26	24	1,007	732	275
5 Sweep Account Transfers (a)	-	-	-	-	-	-
6 Subtotal - State collections	\$325	\$284	\$41	\$10,064	\$9,150	\$915
<b>Federal Fund Receipts</b>						
7 Medicaid	-	-	-	1,368	1,785	(418)
8 Nutrition Assistance Program	78	73	5	1,900	1,794	106
9 All Other Federal Programs	94	95	(1)	3,061	2,851	210
10 Other	0	-	0	351	137	214
11 Subtotal - Federal Fund receipts	\$172	\$169	\$4	\$6,680	\$6,568	\$112
<b>Balance Sheet Related</b>						
12 Paygo charge	8	5	3	310	311	(0)
13 Other	-	-	-	-	-	-
14 Subtotal - Other Inflows	\$8	\$5	\$3	\$310	\$311	(\$0)
<b>Plan of Adjustment Related</b>						
15 CW Intragovernmental Transfers (d)	-	-	-	120	77	43
16 Other	-	-	-	-	-	-
17 Subtotal - Plan Inflows	-	-	-	\$120	\$77	\$43
18 <b>Total Inflows</b>	<b>\$505</b>	<b>\$458</b>	<b>\$47</b>	<b>\$17,175</b>	<b>\$16,105</b>	<b>\$1,069</b>
<b>Payroll and Related Costs (e)</b>						
19 General fund	(72)	(45)	(28)	(1,862)	(1,947)	86
20 Federal fund	(35)	(16)	(19)	(762)	(859)	97
21 Other State fund	(4)	(3)	(0)	(91)	(119)	28
22 Subtotal - Payroll and Related Costs	(\$111)	(\$64)	(\$47)	(\$2,715)	(\$2,925)	\$210
<b>Operating Disbursements (f)</b>						
23 General fund	(23)	(49)	26	(1,089)	(1,092)	3
24 Federal fund	(41)	(88)	47	(2,068)	(1,944)	(123)
25 Other State fund	(33)	(20)	(13)	(533)	(655)	122
26 Subtotal - Vendor Disbursements	(\$97)	(\$158)	\$61	(\$3,690)	(\$3,691)	\$2
<b>State-funded Budgetary Transfers</b>						
27 General Fund (g)	(8)	(11)	3	(2,142)	(1,804)	(338)
28 Other State Fund	-	(1)	1	(83)	(91)	8
29 Subtotal - Appropriations - All Funds	(\$8)	(\$11)	\$4	(\$2,225)	(\$1,895)	(\$330)
<b>Federal Fund Transfers</b>						
30 Medicaid	-	-	-	(1,326)	(1,734)	408
31 Nutrition Assistance Program	(67)	(71)	5	(1,902)	(1,792)	(110)
32 All other federal fund transfers	87	-	87	(216)	(137)	(79)
33 Subtotal - Federal Fund Transfers	\$20	(\$71)	\$92	(\$3,444)	(\$3,663)	\$220
<b>Other Disbursements - All Funds</b>						
34 Retirement Contributions	(94)	(6)	(88)	(1,639)	(1,645)	7
35 Tax Refunds & other tax credits (h)	(127)	(12)	(115)	(428)	(848)	419
36 Title III Costs (j)	0	(10)	11	(123)	(86)	(37)
37 State Cost Share	-	-	-	-	-	-
38 Milestone Transfers	-	-	-	(40)	(85)	46
39 Custody Account Transfers	-	(26)	26	(7)	(474)	467
40 Other items paid from FY23 Surplus	-	-	-	-	-	-
41 Loans and Notes Transactions (i)	-	-	-	254	-	254
42 All Other	-	(3)	3	30	(15)	45
43 Subtotal - Other Disbursements - All Funds	(\$220)	(\$57)	(\$163)	(\$1,953)	(\$3,154)	\$1,201
<b>Plan of Adjustment Related</b>						
44 Disbursements to Paying Agent	-	-	-	(2,072)	(2,025)	(47)
45 Direct Disbursements	-	-	-	-	-	-
46 Subtotal - Plan Disbursements	-	-	-	(\$2,072)	(\$2,025)	(\$47)
47 <b>Total Outflows</b>	<b>(\$416)</b>	<b>(\$361)</b>	<b>(\$54)</b>	<b>(\$16,099)</b>	<b>(\$17,354)</b>	<b>\$1,255</b>
48 <b>Net Operating Cash Flow</b>	<b>\$89</b>	<b>\$97</b>	<b>(\$7)</b>	<b>\$1,076</b>	<b>(\$1,249)</b>	<b>2,325</b>
49 Bank Cash Position, Beginning (i)	9,260	6,928	2,332	8,274	8,274	(0)
50 <b>Bank Cash Position, Ending (i)</b>	<b>\$9,349</b>	<b>\$7,025</b>	<b>\$2,325</b>	<b>\$9,349</b>	<b>\$7,025</b>	<b>2,325</b>
<b>Memo: Summary of Accounts</b>						
Operational				\$7,547		
Reserves (j)				1,802		
<b>Total Bank Cash Position</b>				<b>\$9,349</b>		



**Puerto Rico Department of Treasury | Hacienda***FY24 TSA Cash Flow Actual Results - Footnotes*Footnotes:

- (a) Represents gross tax collections received and deposited from all Hacienda Collection Posts, through the Hacienda Colecturia Virtual (online) and/or SURI. Additionally, as of the date of this report, the "General Fund Collections" line item includes unreconciled collections due to DTPR transition to collecting various gross tax receipts through SURI system. The SURI Sweep Account balance transfers is included as part of the General Fund Collections.
- (b) These revenues are collected by DTPR and immediately appropriated.
- (c) Inflows related to the State Insurance Fund, the Department of Labor and Human Resources, the Commissioner of Financial Institutions, interest earned on TSA bank accounts and others. As of the date this report the TSA has received \$256.8M in interest income in FY24 from earnings on the TSA cash balance.
- (d) Transfer of CRIM portion pursuant to the POA. CRIM shall pay to the Commonwealth amounts collected by CRIM in connection with the 1.03% property tax levied pursuant to Act 83-1991 and which are due and owing to the Commonwealth.
- (e) Represents total gross payroll. Gross payroll includes net payroll disbursed to government employees, cash transfers to the Police Department for payroll costs, and other payroll related costs (employee withholdings, social security, insurance, and other deductions).
- (f) Includes payments to third-party vendors as well as intergovernmental payments to agencies with separate Treasuries.
- (g) On February 5, the Fiscal Management and Oversight Board (FOMB) approved a budget resolution to reflect the appropriation of \$350 million to fund a Settlement Agreement between the Puerto Rico Ports Authority (PRPA) and the Puerto Rico Government Development Bank Debt Recovery Authority (DRA) and to set aside funds for other transportation infrastructure needs. From this, \$320M were disbursed on the date of approval. The Liquidity Plan Reforecast has taken this appropriation into consideration and adjusted accordingly.
- (h) Includes Federally Funded Employee Retention Credits.
- (i) On December 14, pursuant to Article 25 of the HTA Plan of Adjustment, the Agency has disbursed \$353M to fully repay the loan received by the Commonwealth. Additionally, On December 19, DTPR completed a first disbursement to PREPA for the amount of \$115M as part of the loan originated by the DTPR to PREPA by \$300M during December 2023. The \$115M will be use as follow: (i) \$80M to fund the PREPA Pension Obligations through the end of the third fiscal quarter of FY2024, and (ii) \$35M to fund the Rollover Reserve. These loan-related items were not projected, and as such, they were not included in the Liquidity Plan.
- (j) Funds are held in a separate bank account outside of the TSA Operational Cash . Some of these funds are not restricted, as defined by the Governmental Accounting Standard Board (GASB), but have been segregated by the Government for the service to the debt and the Disaster Relief Fund, among other purposes.

**Puerto Rico Department of Treasury | Hacienda**  
*General Fund Collections Summary*

**Key Takeaways / Notes**

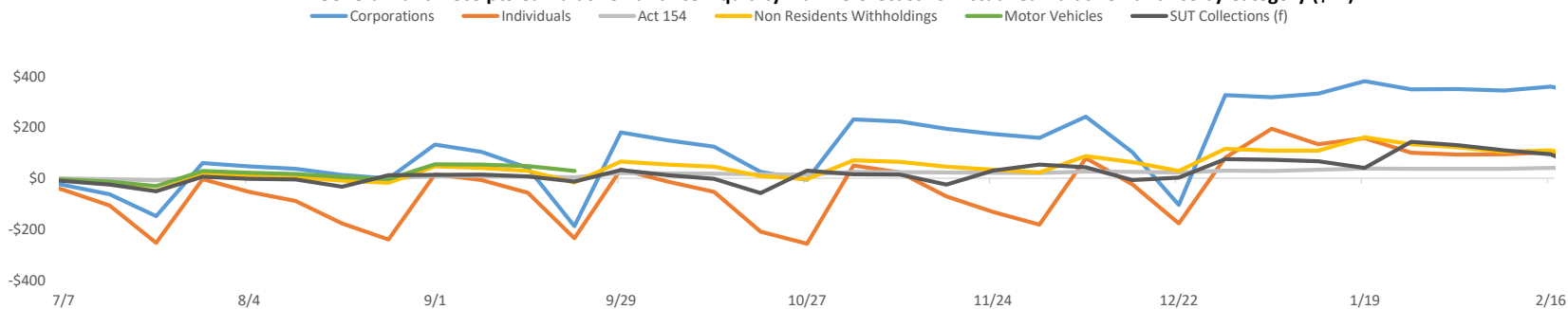
1) Accumulated collections into TSA sweep accounts are generally transferred to the TSA with a 7-10 day lag. Since May 31, 2023, the SURI Sweep Account balance was included as part of Other General Fund Collections. Typically, the Other General Fund includes cash receipts that have not yet been allocated to specific concepts. The schedule on this page will be updated as information becomes available.

In accordance with Law 53-2021, since July 2023, funds previously transferred to HTA will now be part of the General Fund Collections.

**General Fund Collections Year to Date: Actual vs. Forecast (\$M)**

	Actual (a) YTD 2/16	LP YTD 2/16	Var \$ YTD 2/16	Var % YTD 2/16
<b>General Fund Collections</b>				
Corporations	\$1,897	\$1,514	\$383	25%
Individuals	2,327	2,225	102	5%
Partnerships	176	222	(46)	-21%
Act 154	86	45	41	91%
Non Residents Withholdings	628	518	110	21%
Current Year Collections	622	514	109	21%
Current Year NRW for FEDE (Act 73-2008) (b)	6	4	1	28%
Motor Vehicles	449	286	163	57%
Rum Tax (c)	150	138	13	9%
Alcoholic Beverages	178	180	(2)	-1%
Cigarettes (d)	79	77	3	3%
Other General Fund	1,015	1,203	(188)	-16%
<b>Total</b>	<b>\$6,985</b>	<b>\$6,406</b>	<b>\$579</b>	<b>9%</b>
SUT Collections (e)	1,586	1,492	94	6%
<b>Total General Fund Collections</b>	<b>\$ 8,571</b>	<b>\$ 7,898</b>	<b>\$ 673</b>	<b>9%</b>

**YTD General Fund Receipts Cumulative Variance Liquidity Plan Reforecast vs. Actual Cumulative Variance by Category (\$M)**



**Footnotes:**

- (a) General Fund gross cash receipts by concept are approximated using net General Fund revenues adjusted for recurring monthly gross-ups and other adjustments.
- (b) Relates to income tax reserves that are subsequently passed through to PRIDCO.
- (c) Rum Tax is higher than projected cashflow.
- (d) Includes some cigarette tax collections that are subsequently passed through to HTA, PRMBA and other.
- (e) SUT collections excludes PSTBA, FAM & CINE, and only includes the amounts deposited into the TSA for General Fund use.

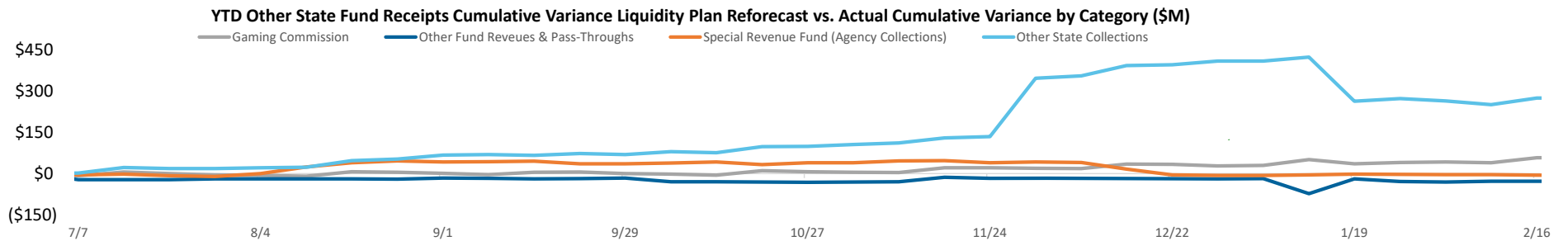
**Puerto Rico Department of Treasury | Hacienda**  
*Other State Fund Collections Summary*

**Key Takeaways / Notes**

- 1) Other State Fund Collections are higher than projected in the Liquidity Plan. The variance in Special Revenue Fund is mainly driven by timing differences.
- 2) Other state collections variance is mainly driven by funds received by taxes collected from U.S. Customs and Border Protection (CBP) of \$205M received on November 27, which was 65% higher than projected. In addition, collections from Gambling Commission of the Government of Puerto Rico are \$101M higher than projected. This is largely due to a change for FY2024 that increased the required percentage of slot machine income that casinos pass through to the government from 60% to 100%.

**Other State Fund Collections Year to Date: Actual vs. Forecast (\$M)**

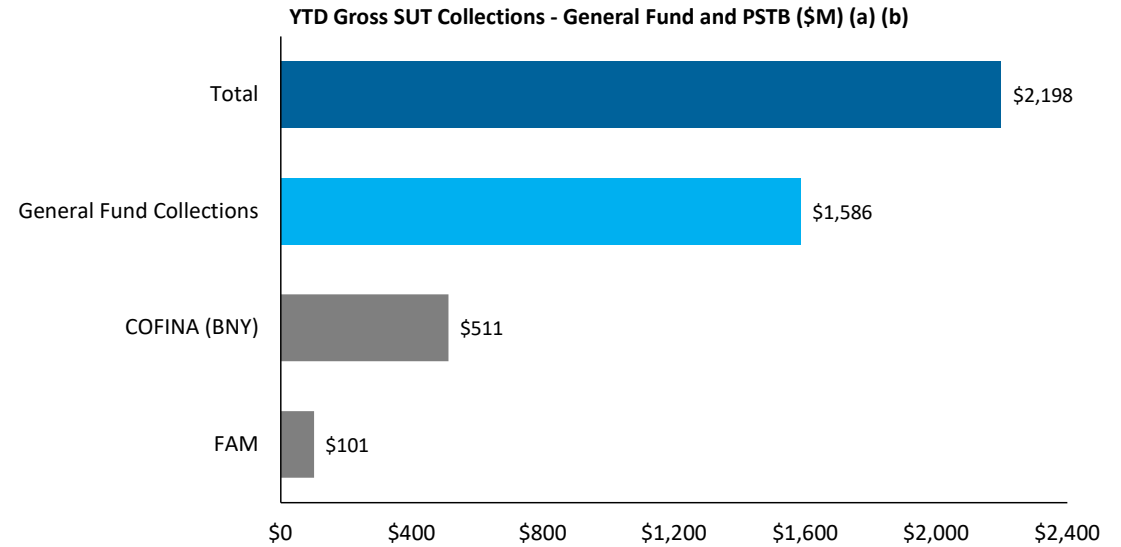
	Actual YTD 2/16	LP YTD 2/16	Var \$ YTD 2/16	Var % YTD 2/16
<b>Other State Fund Collections</b>				
Other Fund Revenues & Pass-Throughs	\$234	\$261	(\$28)	-11%
Electronic Lottery	122	130	(7)	-6%
ASC Pass Through	20	14	6	41%
ACCA Pass Through	54	47	7	15%
Other	37	71	(33)	-47%
Special Revenue Fund (Agency Collections)	253	259	(6)	-2%
Department of Education	2	4	(2)	-43%
Department of Health	39	47	(8)	-17%
Department of State	10	9	2	18%
All Other	201	199	3	1%
Other state collections	1,007	732	275	38%
Interests Income	257	199	58	29%
Gambling Commission of the Government of Puerto Rico	244	143	101	70%
Department of Housing	16	13	3	23%
Department of Health	69	77	(8)	-10%
Office of the Commissioner of Insurance	3	4	(1)	-15%
Funds under the Custody of the Department of Treasury	230	192	38	20%
Commissioner of the Financial Institution	53	32	21	66%
All Other	135	73	62	85%
<b>Total</b>	<b>\$1,493</b>	<b>\$1,251</b>	<b>\$242</b>	<b>19%</b>



**Puerto Rico Department of Treasury | Hacienda**  
*Sales and Use Tax Collections Summary*

**Key Takeaways / Notes**

- 1) The proceeds from the Puerto Rico 10.5% SUT rate are allocated as follows: Of the 10.5%, 5.5% is deposited into a COFINA BNY Mellon account until the PSTBA cap is reached, and 4.5% is deposited into the General Fund. The remaining 0.5% is remitted to FAM.



Footnotes

- (a) This schedule reflects gross cash activity and is subject to revision based on periodic reconciliations and accounting adjustments.
- (b) As of February 16, 2024 there is \$71M in SUT collected pending verification and allocation. The verification process includes matching receipts with the appropriate returns and reconciling government account information. Once this process is complete, SUT funds are distributed in accordance with the COFINA Plan of Adjustment based on the ownership of funds and otherwise based on the limits on distributions established therein.

**Puerto Rico Department of Treasury | Hacienda**  
*Federal Funds Net Cash Flow Summary (a)*

**Key Takeaways / Notes**

- 1) Receipts for the Nutritional Assistance Program (NAP) and Medicaid (ASES Pass-through) are received in advance of the subsequent pass through disbursements. Federal Funds received for Payroll and Vendor Payments are typically reimbursed following disbursement. There may be temporary week to week surplus / (deficit) due to timing differences. These funds are held in a separate account outside of TSA. Some of the measures funded by the accounts are initially paid out through TSA, and later reimbursed from the respective external account.
- 2) As of the date of the report, \$351M of reimbursements related to Coronavirus Relief Fund (CRF) and Coronavirus State and Local Fiscal Recovery Funds (CSLFRF) has been received and (\$216M) was disbursed and is reported as All Other Federal Funds Transfers; with a net cash flow of \$135M.
- 3) The Federal Funds are currently higher than projected. The positive YTD variance is mainly driven by higher than projected receipts from All Other Federal Programs of \$210M & All Other Federal Fund Transfers related to CRF and CSLFRF of \$135M, and lower than projected payroll expenses of \$96M; partially offset by higher than projected Operating Disbursements of (\$123M).

**Weekly FF Net Surplus (Deficit)**

Medicaid (ASES)					
Nutritional Assistance Program (NAP)					
Payroll / OpEx / Other Federal Programs, incl. COVID					
<i>Payroll / Vendor Disbursements / Other Federal Programs</i>					
<i>COVID-19 Federal Funds (CRF &amp; CSFRF)</i>					

**Total**

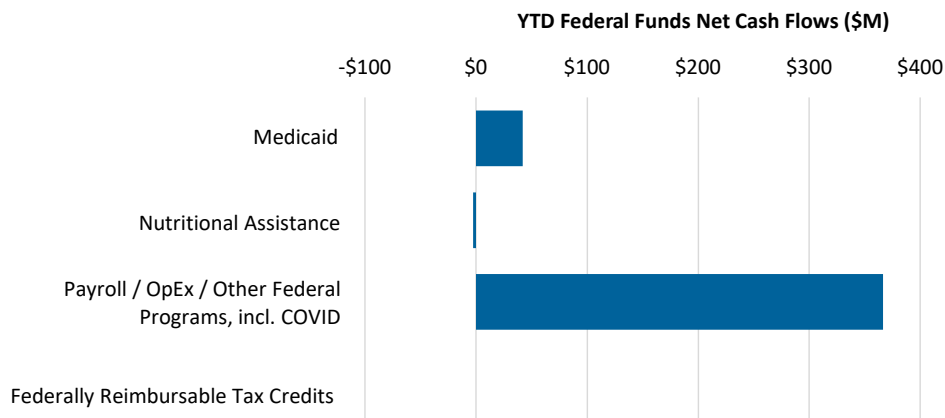
FF Inflows	FF Outflows	Net Cash		Variance
		Flow	LP Net Cash Flow	
\$ -	\$ -	\$ -	\$ -	\$ -
78	(67)	12	2	9
94	11	105	(9)	114
94	(75)	19	(9)	28
0.0	86	87	-	87
<b>\$ 172</b>	<b>\$ (55)</b>	<b>\$ 117</b>	<b>\$ (7)</b>	<b>\$ 124</b>

**YTD Cumulative FF Net Surplus (Deficit)**

Medicaid (ASES)					
Nutritional Assistance Program (NAP)					
Payroll / OpEx / Other Federal Programs, incl. COVID					
<i>Payroll / Vendor Disbursements / Other Federal Programs</i>					
<i>COVID-19 Federal Funds (CRF &amp; CSLFRF)</i>					

**Total**

FF Inflows	FF Outflows	Net Cash		Variance
		Flow	LP Net Cash Flow	
\$ 1,368	\$ (1,326)	\$ 42	\$ 51	\$ (9)
1,900	(1,902)	(3)	2	(4)
3,412	(3,046)	367	48	319
3,061	(2,830)	231	48	183
351	(216)	135	-	135
<b>\$ 6,680</b>	<b>\$ (6,274)</b>	<b>\$ 406</b>	<b>\$ 101</b>	<b>\$ 305</b>



**Footnotes**

- (a) Please note that federal fund classification as represented here is based on the fund classification at the point of transaction. Agencies regularly review cash transactions and make accounting adjustments that result in fund reclassifications.

**Puerto Rico Department of Treasury | Hacienda**  
 Payroll / Vendor Disbursements Summary

**Key Takeaways / Notes : Gross Payroll**

- 1) Positive YTD payroll variance is primarily driven by lower than expected expenses by the Department of Education and All Other Agencies, partially offset by higher than projected expenses by the Department of Health and the Department of Corrections & Rehabilitation.

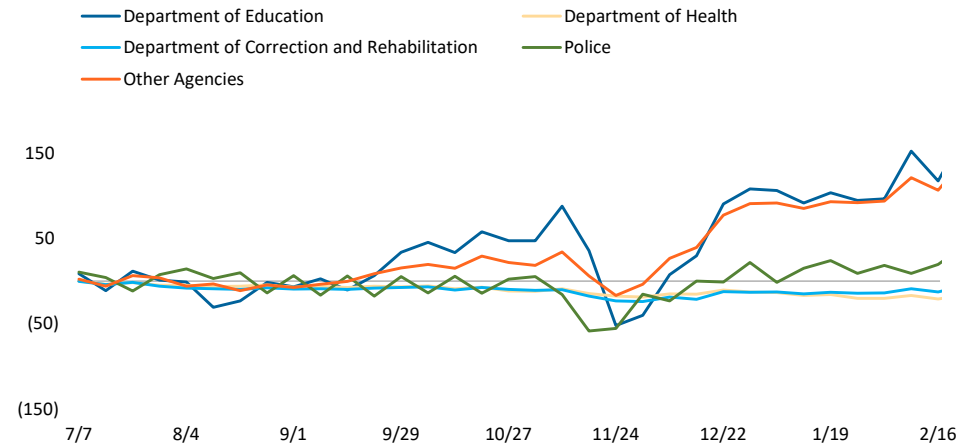
Gross Payroll (\$M) (a)	YTD Variance
Agency	
Department of Education	\$ 117
Department of Health	(21)
Police	20
Department of Correction & Rehabilitation	(13)
All Other Agencies	107
<b>Total YTD Variance</b>	<b>\$ 210</b>

**Key Takeaways / Notes : Vendor Disbursements**

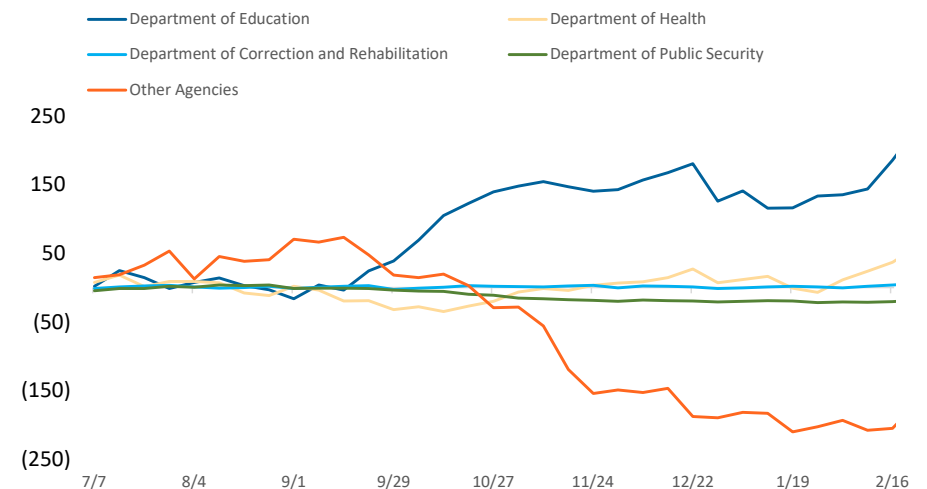
- 1) Negative overall variance is due to higher than projected disbursements by Department of Public Security and All Other Agencies, partially offset by lower than projected expenses by the Department of Education.

Vendor Disbursements (\$M)	YTD Variance
Agency	
Department of Education	\$ 185
Department of Health	37
Department of Correction & Rehabilitation	4
Department of Public Security	(20)
All Other Agencies (b)	(204)
<b>Total YTD Variance</b>	<b>\$ 2</b>

**Cumulative YTD Variance - Payroll by Agency (\$M) (a)**



**Cumulative YTD Variance - Vendor Disbursements by Agency (\$M)**



Footnotes

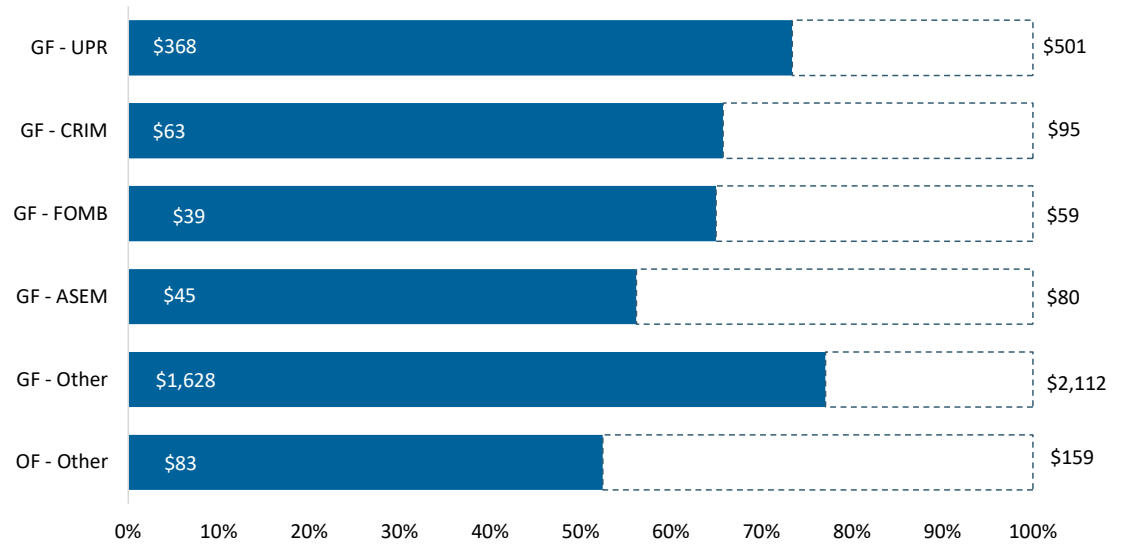
- (a) Gross Payroll is equal to the sum of: (i) Net Payroll by Agency from the DTPR RHUM system; (ii) Other Payroll and (iii) Cash outlays for wage garnishments by Agency.
- (b) The negative variance for All Other Agencies can be mainly attributed to the Administration for the Comprehensive Care & Development of Children, the Department of Transportation and Public Works and the Administration of Mental Health and Anti-Addiction Services.

**Puerto Rico Department of Treasury | Hacienda**  
*State Funded Budgetary Transfers Summary*

**Key Takeaways / Notes**

- 1.) General Fund appropriations are generally executed throughout the year on a consistent basis in the first week of a given month. The amount transferred each month is usually the sum of the receiving entity's budgeted amount for FY24 divided into twelve, subject to a 2.5% holdback through the first nine months of the fiscal year, to be disbursed during the fourth quarter following reconciliation of General Fund revenues to Fiscal Plan projections and subsequent approval and authorization for release by the Oversight Board and the Director of FOMB. Other General Fund transfers and Other Fund transfers require the recognition of certain revenues within DTPR accounting records prior to sending funds to a receiving entity.

**YTD FY2024 Budgeted Appropriations Executed (\$M)**



**Remaining Appropriation Budget (\$M)**

Entity Name	Full Year		
	Actual YTD	Expectation	Remaining
GF - UPR	\$ 368	\$ 501	\$ 133
GF - CRIM	63	95	33
GF - FOMB	39	59	21
GF - ASEM	45	80	35
GF - Other	1,628	2,112	484
OF - Other	83	159	76
<b>Total</b>	<b>\$ 2,225</b>	<b>\$ 3,007</b>	<b>\$ 782</b>

**YTD Appropriation Variance (\$M)**


Entity Name	Actual YTD	LP RF YTD	Variance
GF - UPR	\$ 368	\$ 291	\$ (77)
GF - CRIM	63	55	(7)
GF - FOMB	39	35	(4)
GF - ASEM	45	47	1
GF - Other	1,628	1,377	(251)
OF - Other	83	91	8
<b>Total</b>	<b>\$ 2,225</b>	<b>\$ 1,895</b>	<b>\$ (330)</b>

**Puerto Rico Department of Treasury | Hacienda**

*Tax Refunds / PayGo and Pensions Summary*

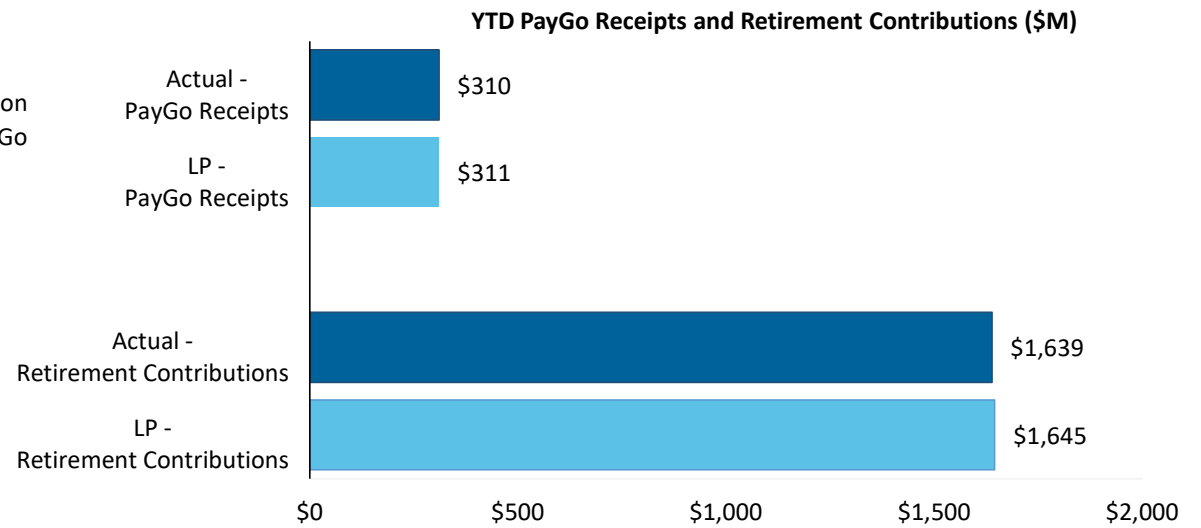
**Key Takeaways / Notes : Tax Credits & Refunds**

- 1) Tax credits and refunds includes EITC distributions, refunds to individuals and seniors as well as other tax credits. Tax Credits and Refunds are \$419M lower than projected. This variance is expected to decrease in the current month and subsequent months due to individual income tax refunds.



**Key Takeaways / Notes : PayGo Receipts and Retirement Contributions**

- 1) YTD PayGo Receipts are under projected. Further details on the status of PayGo can be found in the monthly PayGo Report on Hacienda website in Public Finance section.





**Puerto Rico Department of Treasury | Hacienda**

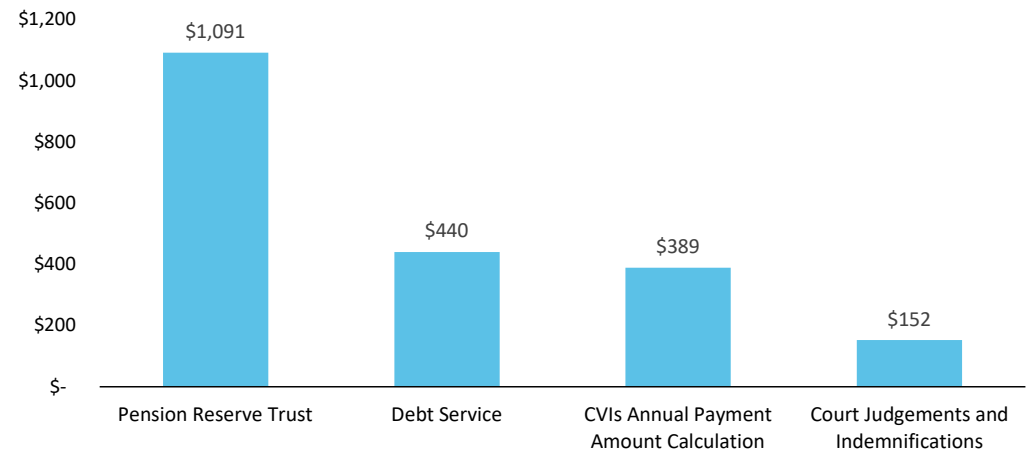
*Plan of Adjustment TSA Transfers Summary*

**Key Takeaways / Notes: Plan Disbursements**

- 1) A total of \$2,072M has been transferred out of the TSA for POA related payments during FY24. Of this, \$52M was for Eminent Domain Claims payments, which were not forecasted in the LP.

<b>Plan-Related TSA Disbursements (\$M)</b>	<b>Actual YTD</b>
Pension Reserve Trust	\$ 1,091
Debt Service	440
CVIs Annual Payment Amount Calculation	389
Court Judgements and Indemnifications	152
<i>GUC Reserve</i>	<i>100</i>
<i>Eminent Domain Claims</i>	<i>52</i>
<i>AFSCME Fee (\$35K Payments)</i>	<i>0</i>
<b>Total</b>	<b>\$ 2,072</b>

**Plan-Related TSA Disbursements (\$M)**



**Puerto Rico Department of Treasury | Hacienda***Schedule A: Central Government - Live Web Portal AP by Payee Type (a) (b)**All Agencies**(figures in \$000s)**Continues and Continued...*

<b>ID</b>	<b>Agency Name</b>	<b>3rd Party Payables</b>	<b>Intergovernmental Payables</b>	<b>Total</b>
071	Department of Health	\$ 195,283	\$ 8,627	\$ 203,910
081	Department of Education	138,123	39,536	177,659
049	Department of Transportation and Public Works	55,370	203	55,573
024	Department of the Treasury	24,481	0	24,481
025	Hacienda (entidad interna - fines de contabilidad)	22,946	34	22,980
045	Department of Public Security	17,940	9	17,949
095	Mental Health and Addiction Services Administration	12,756	34	12,791
123	Families and Children Administration	9,716	49	9,765
137	Department of Correction and Rehabilitation	9,411	1	9,412
014	Environmental Quality Board	9,057	329	9,386
241	Administration for Integral Development of Childhood	9,233	15	9,248
067	Department of Labor and Human Resources	8,041	238	8,279
271	Office of Information Technology and Communications	8,204	-	8,204
127	Administration for Socioeconomic Development of the Far	7,810	142	7,952
079	Automobile Accident Compensation Administration	-	6,852	6,852
122	Department of the Family	5,151	0	5,151
120	Veterans Advocate Office	5,125	2	5,127
028	Commonwealth Election Commission	4,746	-	4,746
329	Socio-Economic Development Office	4,568	0	4,568
050	Department of Natural and Environmental Resources	4,016	8	4,024
016	Office of Management and Budget	3,905	3	3,907
043	Puerto Rico National Guard	3,832	55	3,887
078	Department of Housing	3,424	146	3,570
031	General Services Administration	3,322	-	3,322
126	Vocational Rehabilitation Administration	3,174	4	3,178
038	Department of Justice	2,960	27	2,988
018	Planning Board	2,928	0	2,928
208	Contributions to Municipalities	-	1,943	1,943
055	Department of Agriculture	1,723	-	1,723
087	Department of Sports and Recreation	1,479	78	1,557
105	Industrial Commission	1,167	1	1,168
124	Child Support Administration	927	-	927
026	Special Appropriations for the Central Government Retiree	678	-	678
311	Gaming Commission	662	-	662
023	Department of State	465	-	465
022	Office of the Commissioner of Insurance	446	-	446
096	Women's Advocate Office	424	1	424
152	Elderly and Retired People Advocate Office	395	0	395
015	Office of the Governor	363	1	364
298	Public Service Regulatory Board	327	0	327
155	State Historic Preservation Office	311	4	314
065	Public Services Commission	154	0	154

**Puerto Rico Department of Treasury | Hacienda***Schedule A: Central Government - Live Web Portal AP by Payee Type (a) (b)**All Agencies**(figures in \$000s)**Continues and Continued...*

<b>ID</b>	<b>Agency Name</b>	<b>3rd Party Payables</b>	<b>Intergovernmental Payables</b>	<b>Total</b>
106	Public Housing Administration	148	-	148
266	Office of Public Security Affairs	96	18	114
030	Office of Administration and Transformation of HR in the G	102	-	102
220	Correctional Health	94	-	94
153	Advocacy for Persons with Disabilities of the Commonweal	88	-	88
060	Citizen's Advocate Office (Ombudsman)	72	0	72
069	Department of Consumer Affairs	70	0	70
075	Office of the Financial Institutions Commissioner	38	-	38
034	Investigation, Prosecution and Appeals Commission	38	0	38
231	Health Advocate Office	37	-	37
226	Joint Special Counsel on Legislative Donations	21	-	21
281	Office of the Electoral Comptroller	20	-	20
279	Public Service Appeals Commission	17	-	17
037	Civil Rights Commission	14	-	14
062	Cooperative Development Commission	4	-	4
	Other	4	-	4
<b>Total</b>		<b>\$ 585,904</b>	<b>\$ 58,362</b>	<b>644,266</b>

Footnotes:

- (a) *Data presented above represents the Central Government live AP Web Portal repository of third party and intergovernmental invoices by agency, implemented for FY2019. The full transition to managing central government payables through the web portal is not yet complete and therefore the table above may not represent all Central Government AP. Ongoing efforts with the largest agencies to implement the appropriate processes and controls needed to fully transition to the web portal and realize improvements in reporting and efficiency continue as of the date of this report.*
- (b) *On a go-forward basis, vendors submit invoices for approval through the live AP Web Portal where they are logged electronically, matched with the appropriate purchase order or other relevant documentation, and approved / vouchered at the agency level through the online interface.*

## Puerto Rico Department of Treasury | Hacienda

## Schedule B: Central Government - Live Web Portal AP Aging (a) (b)

## All Agencies

(figures in \$000s)

Continues and Continued...

ID	Agency Name	0 - 30	31 - 60	61 - 90	Over 90 days	Total
071	Department of Health	\$ 17,155	\$ 17,136	\$ 9,818	\$ 159,800	\$ 203,910
081	Department of Education	61,772	32,323	29,920	53,644	177,659
049	Department of Transportation and Public Works	5,993	7,628	7,921	34,032	55,573
024	Department of the Treasury	20,285	1,894	1,223	1,079	24,481
025	Hacienda (entidad interna - fines de contabilidad)	2,801	625	1,555	17,999	22,980
045	Department of Public Security	5,011	3,245	4,067	5,625	17,949
095	Mental Health and Addiction Services Administration	3,717	3,056	430	5,588	12,791
123	Families and Children Administration	5,348	858	889	2,669	9,765
137	Department of Correction and Rehabilitation	4,442	1,904	1,646	1,420	9,412
014	Environmental Quality Board	396	236	221	8,534	9,386
241	Administration for Integral Development of Childhood	935	1,199	1,160	5,953	9,248
067	Department of Labor and Human Resources	1,363	3,962	1,342	1,613	8,279
271	Office of Information Technology and Communications	1,291	1,615	935	4,363	8,204
127	Administration for Socioeconomic Development of the Family	1,965	1,721	558	3,708	7,952
079	Automobile Accident Compensation Administration	6,852	-	-	-	6,852
122	Department of the Family	1,570	1,229	781	1,570	5,151
120	Veterans Advocate Office	677	100	12	4,338	5,127
028	Commonwealth Election Commission	1,351	1,152	121	2,122	4,746
329	Socio-Economic Development Office	4,335	51	93	90	4,568
050	Department of Natural and Environmental Resources	3,027	530	134	333	4,024
016	Office of Management and Budget	483	2,308	285	831	3,907
043	Puerto Rico National Guard	567	548	628	2,144	3,887
078	Department of Housing	1,146	584	356	1,485	3,570
031	General Services Administration	523	324	2,028	446	3,322
126	Vocational Rehabilitation Administration	1,596	368	245	969	3,178
038	Department of Justice	918	1,198	219	653	2,988
018	Planning Board	176	818	1,467	467	2,928
208	Contributions to Municipalities	-	-	-	1,943	1,943
055	Department of Agriculture	196	152	120	1,255	1,723
087	Department of Sports and Recreation	148	97	205	1,107	1,557
105	Industrial Commission	79	84	71	934	1,168
124	Child Support Administration	143	281	245	258	927
026	Special Appropriations for the Central Government Retirement Sys	13	13	2	650	678
311	Gaming Commission	240	26	52	344	662
023	Department of State	124	245	55	42	465
022	Office of the Commissioner of Insurance	202	179	22	42	446
096	Women's Advocate Office	372	33	7	12	424
152	Elderly and Retired People Advocate Office	136	81	6	172	395
015	Office of the Governor	185	67	19	94	364
298	Public Service Regulatory Board	226	38	39	25	327
155	State Historic Preservation Office	84	102	57	71	314
065	Public Services Commission	-	-	153	1	154
106	Public Housing Administration	148	-	-	-	148
266	Office of Public Security Affairs	20	1	-	93	114
030	Office of Administration and Transformation of HR in the Govt.	9	-	0	93	102
220	Correctional Health	16	76	0	1	94
153	Advocacy for Persons with Disabilities of the Commonwealth of Pu	22	15	6	45	88
060	Citizen's Advocate Office (Ombudsman)	61	3	1	6	72
069	Department of Consumer Affairs	33	30	6	1	70
075	Office of the Financial Institutions Commissioner	17	-	8	13	38

## Puerto Rico Department of Treasury | Hacienda

## Schedule B: Central Government - Live Web Portal AP Aging (a) (b)

## All Agencies

(figures in \$000s)

Continues and Continued...

ID	Agency Name	0 - 30	31 - 60	61 - 90	Over 90 days	Total
034	Investigation, Prosecution and Appeals Commission	1	38	-	0	38
231	Health Advocate Office	19	16	0	2	37
226	Joint Special Counsel on Legislative Donations	0	0	2	19	21
281	Office of the Electoral Comptroller	18	2	-	-	20
279	Public Service Appeals Commission	10	5	1	1	17
037	Civil Rights Commission	12	2	1	0	14
062	Cooperative Development Commission	2	-	-	2	4
	Other	3	0	-	1	4
<b>Total</b>		<b>\$ 158,233</b>	<b>\$ 88,195</b>	<b>\$ 69,136</b>	<b>\$ 328,702</b>	<b>\$ 644,266</b>

Footnotes:

- (a) Data presented above represents the Central Government live AP Web Portal repository of third party and intergovernmental invoices by agency, implemented for FY2019. The full transition to managing central government payables through the web portal is not yet complete and therefore the table above may not represent all Central Government AP. Ongoing efforts with the largest agencies to implement the appropriate processes and controls needed to fully transition to the web portal and realize improvements in reporting and efficiency continue as of the date of this report.
- (b) On a go-forward basis, vendors submit invoices for approval through the live AP Web Portal where they are logged electronically, matched with the appropriate purchase order or other relevant documentation, and approved / vouchered at the agency level through the online interface.