



# GOVERNMENT OF PUERTO RICO

Department of the Treasury

*Treasury Single Account ("TSA") FY 2024 Cash Flow  
As of January 12, 2024*

## Disclaimer

- The Department of the Treasury of Puerto Rico (“Hacienda”), the Government of Puerto Rico (the “Government”), and each of their respective officers, directors, employees, agents, attorneys, advisors, members, partners or affiliates (collectively, with Hacienda and the Government the “Parties”) make no representation or warranty, express or implied, to any third party with respect to the information contained herein and all Parties expressly disclaim any such representations or warranties.
- The Parties do not owe or accept any duty or responsibility to any reader or recipient of this presentation, whether in contract or tort, and shall not be liable for or in respect of any loss, damage (including without limitation consequential damages or lost profits) or expense of whatsoever nature of such third party that may be caused by, or alleged to be caused by, the use of this presentation or that is otherwise consequent upon the gaining of access to this document by such third party.
- This document does not constitute an audit conducted in accordance with generally accepted auditing standards, an examination of internal controls or other attestation or review services in accordance with standards established by the American Institute of Certified Public Accountants or any other organization. Nor does this document constitute an audit of compliance with any other federal law, rule, or regulation. Accordingly, the Parties do not express an opinion or any other form of assurance on the financial statements or any financial or other information or the internal controls of the Government and the information contained herein.
- Any statements and assumptions contained in this document, whether forward-looking or historical, are not guarantees of future performance and involve certain risks, uncertainties, estimates and other assumptions made in this document. The economic and financial condition of the Government and its instrumentalities is affected by various financial, social, economic, environmental and political factors. These factors can be very complex, may vary from one fiscal year to the next and are frequently the result of actions taken or not taken, not only by the Government and its agencies and instrumentalities, but also by entities such as the government of the United States. Because of the uncertainty and unpredictability of these factors, their impact cannot be included in the assumptions contained in this document. Future events and actual results may differ materially from any estimates, projections, or statements contained herein. Nothing in this document should be considered as an express or implied commitment to do or take, or to refrain from taking, any action by Hacienda, the Government, or any government instrumentality in the Government or an admission of any fact or future event. Nothing in this document shall be considered a solicitation, recommendation or advice to any person to participate, pursue or support a particular course of action or transaction, to purchase or sell any security, or to make any investment decision.
- By receiving this document, the recipient shall be deemed to have acknowledged and agreed to the terms of these limitations.
- This document may contain capitalized terms that are not defined herein, or may contain terms that are discussed in other documents or that are commonly understood. You should make no assumptions about the meaning of capitalized terms that are not defined, and you should consult with advisors of Hacienda should clarification be required.

## Glossary

Term	Definition
ACAA	- Automobile Accident Compensation Administration, or Administración de Compensaciones por Accidentes de Automoviles, is a component unit of the Commonwealth of Puerto Rico.
Act 154	- Act 154 means Act No. 154-2010, which, inter alia, imposes a temporary excise tax on the acquisition by multinationals of certain property manufactured or produced in whole or in part in Puerto Rico and on the acquisition of certain manufacturing services carried out in Puerto Rico. The Act 154 temporary excise tax expires on December 31, 2027.
AFI / PRIFA	- Infrastructure Financing Authority.
ASC	- Compulsory Liability Insurance, private insurance company.
ASES	- Puerto Rico Health Insurance Administration, a public corporation and component unit of the Commonwealth of Puerto Rico.
CINE	- Puerto Rico Cinema Fund, a recipient of certain assigned sales and use tax revenues.
COFINA	- Puerto Rico Sales Tax Financing Corporation.
DTPR	- Department of the Treasury of Puerto Rico also referred to as "Hacienda".
DTPR Collection System	- This is the software system that DTPR uses for collections.
FAM	- Municipal Fund Administration, a recipient of certain assigned sales and use tax revenues.
General Fund Collections	- All gross tax collections received and deposited into the TSA from all Hacienda Collection Posts, through the Hacienda Colecturia Virtual (online), and/or SURI, as well as certain pass-through collections and others.
General Fund	- General Fund (Operating Fund) means the Commonwealth principal operating fund; disbursements from such fund are generally approved through the Commonwealth's annual budgeting process.
Gross Payroll	- Gross Payroll is equal to the sum of: (i) Net Payroll from the DTPR RHUM system; (ii) Other Payroll and (iii) Cash outlays for wage garnishments by Agency.
HTA	- Puerto Rico Highways and Transportation Authority, a public corporation and a component unit of the Commonwealth of Puerto Rico.
Liquidity Plan (LP)	- The Liquidity Plan is the translation of the Certified Fiscal Plan ("CFP") and Certified Budget ("Budget") into a cash flow projection. The TSA Liquidity Plan encompasses all cash flow activity within the TSA. Certain cash flow activity is contemplated in the CFP and Budget, but occurs outside the TSA. Cash flow bridges from the TSA to the CFP and Budget have been included to facilitate comparison.
NAP	- NAP, or the Nutrition Assistance Program, also known as PAN, or Programa de Asistencia Nutricional is a federal assistance nutritional program provided by the United States Department of Agriculture (USDA) solely to Puerto Rico.
OMB	- The Office of Management and Budget of Puerto Rico.
Other Payroll	- Other Payroll expenses relate to employee withholdings, social security, insurance, and other deductions.
Other State Collections	- Inflows related to various Health Department programs, the State Insurance Fund, the Commissioner of Financial Institutions, interest earned on TSA bank accounts and others.
PayGo	- PayGo - Puerto Rico pension system that is funded through a pay-as-you-go system. Retirement benefits expenses of government employers are paid by the central government and reimbursed by the employers, with such funds received by the TSA.
Plan of Adjustment ("Plan")	- Plan to adjust the liabilities for the Commonwealth of Puerto Rico, the Puerto Rico Public Building Authority, and Employee Retirement System of the Government of Puerto Rico confirmed on 1/18/22 by the US District Court for the District of Puerto Rico under PROMESA.
PREPA	- Puerto Rico Electric Power Authority, a public corporation and a component unit of the Commonwealth of Puerto Rico.
PRITA	- Puerto Rico Integrated Transport Authority, a public corporation and component unit of the Commonwealth of Puerto Rico.
PSTBA	- The PSTBA is an amount established under Act 91-2006, as amended, and the Sales Tax Revenue Bond Resolution, as amended and restated on June 10, 2009 (the "Bond Resolution"), that currently must be received by COFINA from 5.5% of the SUT before the Commonwealth can receive any of the other 5.5% SUT.
Public Corporation	- Public corporations are governmental authorities with autonomous structure separate from the central government administration and with independent treasury functions.
RHUM System	- This is the software system that DTPR uses for payroll.
SIFC	- State Insurance Fund Corporation, a public corporation and a component unit of the Commonwealth of Puerto Rico.
Special Revenue Receipts	- Collections made by central government agencies at collection posts for services rendered by the agencies as well as fees, licenses, permits, fines and others.
SURI	- Sistema Unificado de Rentas Internas is the new digital tool of the Department of the Treasury that will allow integration and streamlining of the administration of taxes and revenues and eliminate the complexity of the current systems for the benefit of the Treasury and the taxpayers.
SURI Sweep Account Transfers	- The SURI Sweep Account balance transfers is included as part of the General Fund Collections.
TSA	- Treasury Single Account, the Commonwealth's main operational bank account (concentration account) in which a majority of receipts from Governmental funds are deposited and from which most expenses are disbursed. TSA receipts include tax collections, charges for services, intergovernmental collections, the proceeds of short and long-term debt issuances and amounts held in custody by the Secretary of the Treasury for the benefit of the Commonwealth's fiduciary funds. Only a portion of the revenues received by the TSA is included in the annual General Fund budget presented to the Puerto Rico Legislative Assembly for approval. Other revenues are separately assigned by law to certain agencies or public corporations but still flow through the TSA.

## Introduction

- Enclosed is the weekly Treasury Single Account ("TSA") cash flow report and supporting schedules with weekly YTD FY2024 actual results compared to the FY2024 Liquidity Plan.
- TSA is the Commonwealth's main operational bank account (concentration account) in which a majority of receipts from Governmental funds are deposited and from which most expenses are disbursed.
- Receipts in the TSA include tax collections (including revenues assigned to certain public corporations and pledged for the payment of their debt service), charges for services, intergovernmental collections (such as reimbursements from Federal assistance grants), the proceeds of short and long-term debt issuances held in custody by the Secretary of Treasury for the benefit of the Government fiduciary funds, and other receipts. Only a portion of the revenues received by the TSA is included in the annual General Fund budget presented to the Puerto Rico Legislative Assembly for approval. Other revenues are separately assigned by law to certain agencies or public corporations but still flow through the TSA.
- Disbursements from the TSA include payroll and related costs, vendor and operational disbursements (including those reimbursed by Federal assistance grants and funded from Special Revenue Funds), welfare expenditures, capital outlays, debt service payments, required budgetary formulas and appropriation payments, pass-through payments of pledged revenues to certain public corporations, tax refunds, payments of current pension benefits and other disbursements.
- Federal funds related to disaster relief for hurricanes Irma and Maria are deposited in a separate bank account overseen by the Government Authorized Representative ("GAR"). Funds may be transferred to the TSA either: (i) after admissible disbursements (per approved Project Worksheets) have been made or (ii) once supporting documentation for an accrual or related expense are provided to and approved by FEMA. Therefore, FEMA funding may also be received in advance of actual cash disbursement, as payments to vendors may occur subsequent to when the corresponding services are rendered / expenses are recorded.
- Data limitations and commentary:  
The government has focused on cash transaction information for which access to reliable, timely, and detailed data is readily available. The government continues to work with DTPR and other parties to access additional reliable data that would help to provide additional detail in the future.

**Puerto Rico Department of Treasury | Hacienda**  
*Executive Summary - TSA Cash Flow Actual Results*  
*(figures in Millions)*

<b>Bank Cash Position</b>	<b>Weekly Cash Flow</b>	<b>YTD Net Cash Flow</b>	<b>YTD Actual vs LP Variance</b>
<b>\$9,077</b>	<b>\$405</b>	<b>\$804</b>	<b>\$2,267</b>

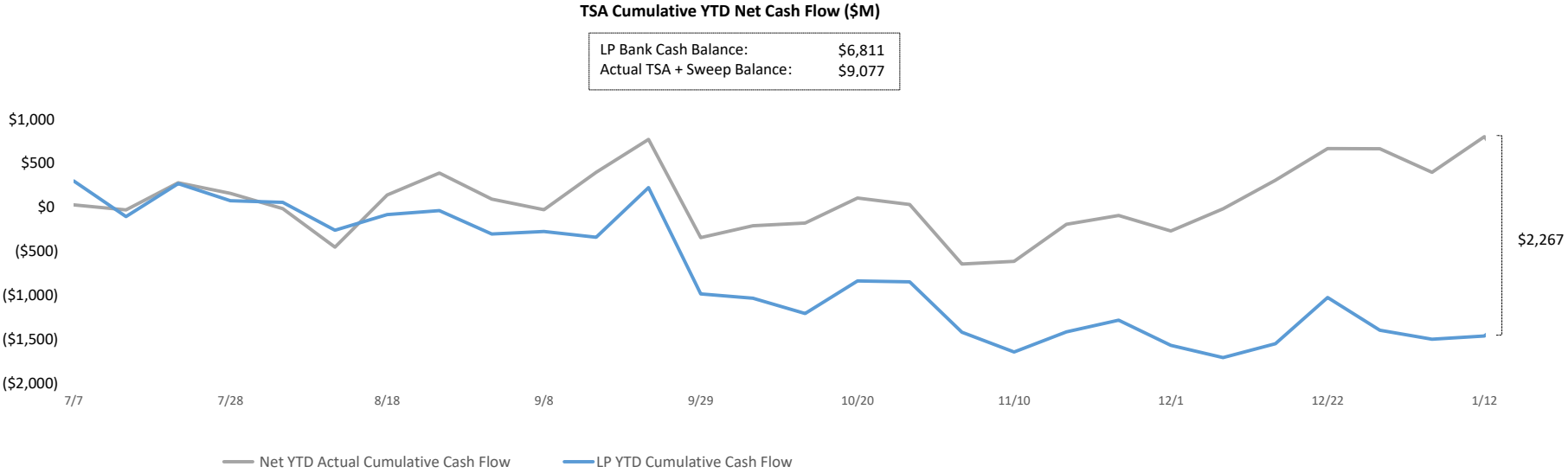
**Bridge from FY24 Liquidity Plan projected TSA Cash Balance to actual FY24 TSA Cash Balance as of January 12, 2024**

<u>Cash Flow line item</u>	<u>Variance Bridge (\$M)</u>	<u>Comments</u>
Liquidity Plan Projected Cash Balance 1/12/24:	\$ 6,811	1. State collections are currently higher than projected. The variance is mainly driven by General Fund Collections of \$658M and Special Revenue Funds of \$347M. 2. The Federal Funds reimbursements are often received with a timing difference in comparison with the disbursements, causing weekly variances. The negative YTD variance is mainly driven by higher than projected receipts from All Other Federal Programs of \$219M & All Other Federal Fund Transfers related to CRF and CSLFRF of \$55M, and lower than projected payroll expenses of \$63M; partially offset by higher than projected Operating Disbursements of (\$182M). 3. Tax Refunds and other tax credits are temporarily under projected cash flow due to timing differences. This variance is expected to decrease in February and subsequent months due to individual income tax refunds. 4. On December 14, the Commonwealth received a loan repayment from HTA for \$353M. On December 19, DTPR disbursed (\$115M) to PREPA as part of a \$300M loan originated by DTPR on December 2023. These loan-related items were not projected and were not included in the Liquidity Plan. 5. Payroll and related costs are currently lower than projected. The positive variance is driven by General Fund payroll of \$66M and Other State Fund payroll of \$32M.
1 State Collections	1,005	
2 Federal Fund Net Cash Flow	166	
3 Tax Credits & Refunds	496	
4 Loans and Notes Transactions	254	
5 Payroll and Related Costs	98	
All Other	248	
<b>Actual TSA Cash Account Balance</b>	<b><u>\$ 9,077</u></b>	

**Memo: Summary of Cash Balances**

TSA Operational Cash	\$ 7,269
TSA Reserves	1,808
<b>Actual TSA Cash Account Balance</b>	<b><u>\$ 9,077</u></b>

**Puerto Rico Department of Treasury | Hacienda**  
*YTD TSA Cash Flow Summary - Actual vs LP*



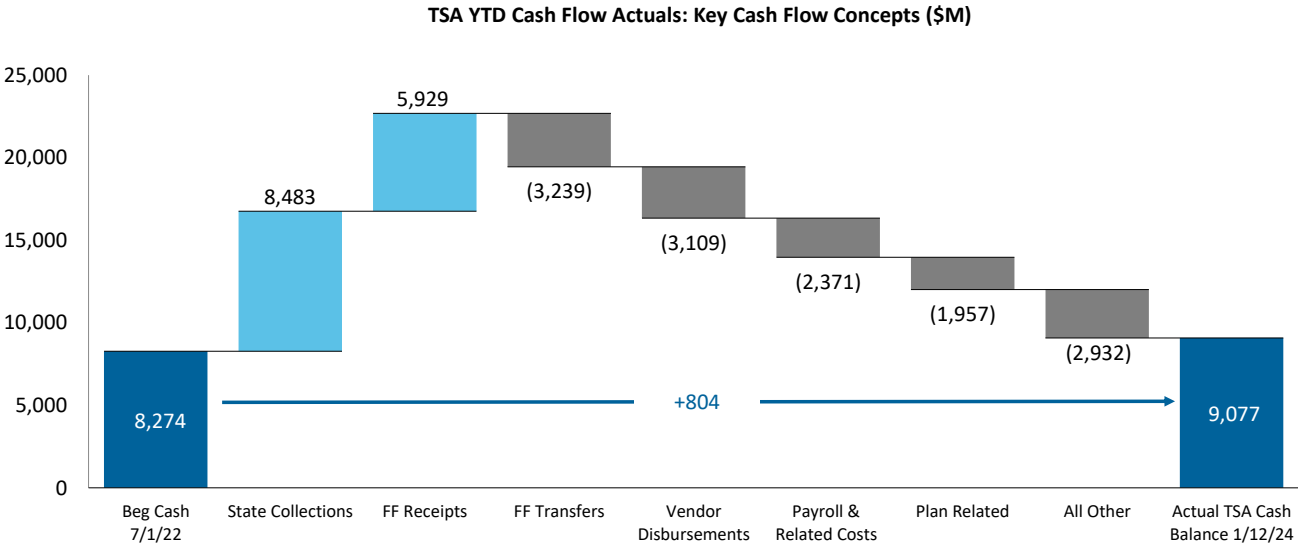
**YTD Actuals vs. Liquidity Plan**

YTD net cash flow is \$804M and cash flow variance to the Liquidity Plan is \$2,267M, with various offsetting variances within.

**Puerto Rico Department of Treasury | Hacienda**  
*YTD Cash Flow Summary - TSA Cash Flow Actual Results*

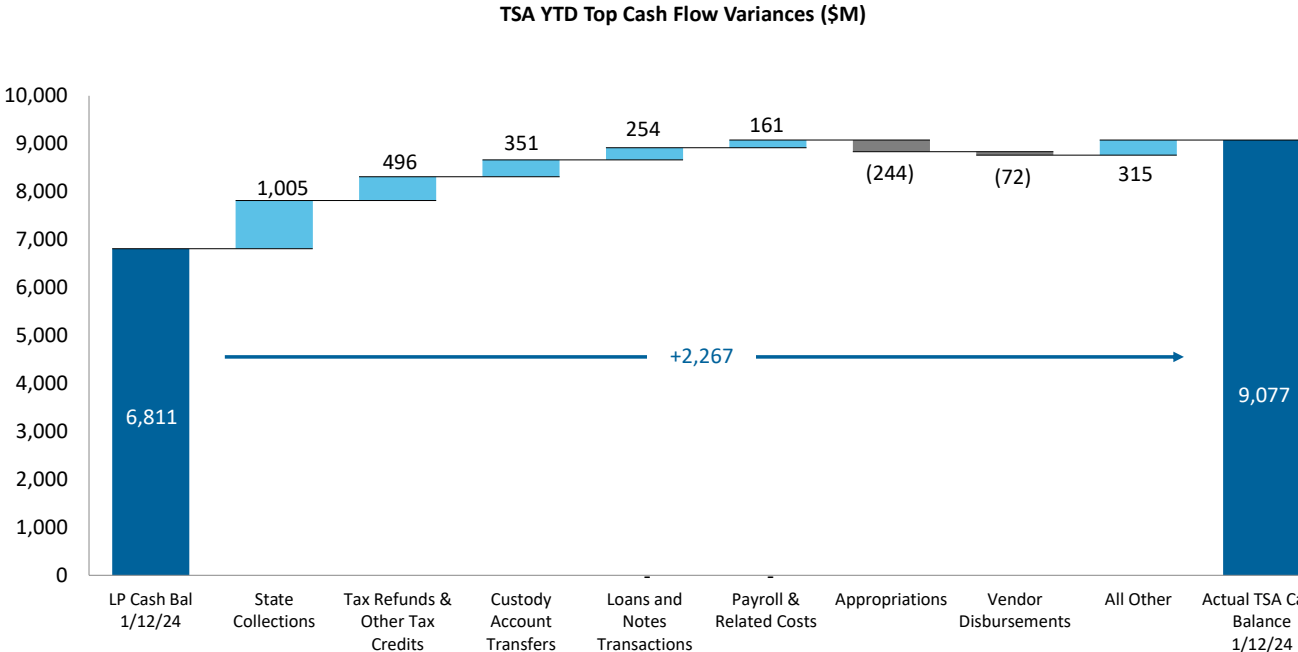
**Net Cash Flow - YTD Actuals**

1) The primary cash driver of FY24 are State Collections. Federal Fund inflows of \$5,929M represent 40% of YTD inflows, but are largely offset by Federal Fund transfers, with YTD net surplus of \$213M (Refer to page 13 for additional detail).



**Net Cash Flow YTD Variance - LP vs. Actual**

1) State Collections, Tax Refunds & Other Tax Credits, Custody Account Transfers, Loans and Notes Transactions and Payroll & Related Costs are the main drivers of the YTD cash flow variance. This is partially offset by higher than projected Appropriations and Vendor Disbursements.



**Puerto Rico Department of Treasury | Hacienda**  
**TSA Cash Flow Actual Results for the Week Ended January 12, 2024**

		FY24 Actual	FY24 LP	Variance	FY24 Actual	FY24 LP	Variance
		1/12	1/12	1/12	YTD	YTD	YTD
<i>(figures in Millions)</i>							
<b>State Collections</b>							
1	General fund collections (a)	\$291	\$158	\$133	\$7,206	\$6,548	\$658
2	Other fund revenues & Pass-throughs (b)	3	57	(54)	164	236	(73)
3	Special Revenue receipts	7	5	2	226	230	(4)
4	All Other state collections (c)	38	24	14	887	464	423
5	Sweep Account Transfers (a)	-	-	-	-	-	-
6	Subtotal - State collections	\$339	\$244	\$95	\$8,483	\$7,478	\$1,005
<b>Federal Fund Receipts</b>							
7	Medicaid	193	-	193	1,339	1,719	(379)
8	Nutrition Assistance Program	66	62	4	1,611	1,518	93
9	All Other Federal Programs	212	120	93	2,628	2,410	219
10	Other	-	-	-	350	137	213
11	Subtotal - Federal Fund receipts	\$472	\$182	\$290	\$5,929	\$5,784	\$145
<b>Balance Sheet Related</b>							
12	Paygo charge	2	7	(5)	247	268	(22)
13	Other	-	-	-	-	-	-
14	Subtotal - Other Inflows	\$2	\$7	(\$5)	\$247	\$268	(\$22)
<b>Plan of Adjustment Related</b>							
15	CW Intragovernmental Transfers (d)	-	-	-	100	77	23
16	Other	-	-	-	-	-	-
17	Subtotal - Plan Inflows	-	-	-	\$100	\$77	\$23
18	<b>Total Inflows</b>	<b>\$812</b>	<b>\$433</b>	<b>\$379</b>	<b>\$14,758</b>	<b>\$13,607</b>	<b>\$1,151</b>
<b>Payroll and Related Costs (e)</b>							
19	General fund	(77)	(63)	(14)	(1,622)	(1,688)	66
20	Federal fund	(34)	(31)	(3)	(678)	(741)	63
21	Other State fund	4	(3)	7	(70)	(103)	32
22	Subtotal - Payroll and Related Costs	(\$107)	(\$98)	(\$9)	(\$2,371)	(\$2,532)	\$161
<b>Operating Disbursements (f)</b>							
23	General fund	(22)	(31)	10	(915)	(897)	(18)
24	Federal fund	(91)	(53)	(38)	(1,799)	(1,617)	(182)
25	Other State fund	(11)	(19)	8	(395)	(523)	128
26	Subtotal - Vendor Disbursements	(\$124)	(\$103)	(\$20)	(\$3,109)	(\$3,037)	(\$72)
<b>State-funded Budgetary Transfers</b>							
27	General Fund	(8)	(0)	(8)	(1,616)	(1,357)	(259)
28	Other State Fund	-	(3)	3	(76)	(91)	15
29	Subtotal - Appropriations - All Funds	(\$8)	(\$3)	(\$4)	(\$1,692)	(\$1,448)	(\$244)
<b>Federal Fund Transfers</b>							
30	Medicaid	-	-	-	(1,326)	(1,724)	399
31	Nutrition Assistance Program	(59)	(53)	(5)	(1,617)	(1,518)	(100)
32	All other federal fund transfers	(8)	-	(8)	(296)	(137)	(158)
33	Subtotal - Federal Fund Transfers	(\$66)	(\$53)	(\$13)	(\$3,239)	(\$3,379)	\$140
<b>Other Disbursements - All Funds</b>							
34	Retirement Contributions	(96)	(95)	(1)	(1,425)	(1,412)	(13)
35	Tax Refunds & other tax credits (g)	(4)	(18)	14	(292)	(788)	496
36	Title III Costs	(3)	(3)	0	(107)	(67)	(41)
37	State Cost Share	-	-	-	-	-	-
38	Milestone Transfers	-	-	-	(29)	(85)	56
39	Custody Account Transfers	-	(21)	21	(7)	(358)	351
40	Other items paid from FY23 Surplus	-	-	-	-	-	-
41	Loans and Notes Transactions (h)	-	-	-	254	-	254
42	All Other	-	(2)	2	20	(4)	24
43	Subtotal - Other Disbursements - All Funds	(\$103)	(\$138)	\$36	(\$1,587)	(\$2,715)	\$1,128
<b>Plan of Adjustment Related</b>							
44	Disbursements to Paying Agent	-	-	-	(1,957)	(1,959)	2
45	Direct Disbursements	-	-	-	-	-	-
46	Subtotal - Plan Disbursements	-	-	-	(\$1,957)	(\$1,959)	\$2
47	<b>Total Outflows</b>	<b>(\$407)</b>	<b>(\$396)</b>	<b>(\$11)</b>	<b>(\$13,954)</b>	<b>(\$15,070)</b>	<b>\$1,116</b>
48	<b>Net Operating Cash Flow</b>	<b>\$405</b>	<b>\$37</b>	<b>\$368</b>	<b>\$804</b>	<b>(\$1,463)</b>	<b>2,267</b>
49	Bank Cash Position, Beginning	8,672	6,774	1,898	8,274	8,274	(0)
50	<b>Bank Cash Position, Ending</b>	<b>\$9,077</b>	<b>\$6,811</b>	<b>\$2,267</b>	<b>\$9,077</b>	<b>\$6,811</b>	<b>2,267</b>
<b>Memo: Summary of Accounts</b>							
	Operational	\$7,269					
	Reserves (i)	1,808					
	<b>Total Bank Cash Position</b>	<b>\$9,077</b>					



**Puerto Rico Department of Treasury | Hacienda***FY24 TSA Cash Flow Actual Results - Footnotes*Footnotes:

- (a) Represents gross tax collections received and deposited from all Hacienda Collection Posts, through the Hacienda Colecturia Virtual (online) and/or SURI. Additionally, as of the date of this report, the "General Fund Collections" line item includes unreconciled collections due to DTPR transition to collecting various gross tax receipts through SURI system. The SURI Sweep Account balance transfers is included as part of the General Fund Collections.
- (b) These revenues are collected by DTPR and immediately appropriated.
- (c) Inflows related to the State Insurance Fund, the Department of Labor and Human Resources, the Commissioner of Financial Institutions, interest earned on TSA bank accounts and others. As of the date this report the TSA has received \$214.9M in interest income in FY24 from earnings on the TSA cash balance.
- (d) Transfer of CRIM portion pursuant to the POA. CRIM shall pay to the Commonwealth amounts collected by CRIM in connection with the 1.03% property tax levied pursuant to Act 83-1991 and which are due and owing to the Commonwealth.
- (e) Represents total gross payroll. Gross payroll includes net payroll disbursed to government employees, cash transfers to the Police Department for payroll costs, and other payroll related costs (employee withholdings, social security, insurance, and other deductions).
- (f) Includes payments to third-party vendors as well as intergovernmental payments to agencies with separate Treasuries.
- (g) Includes Federally Funded Employee Retention Credits.
- (h) On December 14, pursuant to Article 25 of the HTA Plan of Adjustment, the Agency has disbursed \$353M to fully repay the loan received by the Commonwealth. Additionally, On December 19, DTPR completed a first disbursement to PREPA for the amount of \$115M as part of the loan originated by the DTPR to PREPA by \$300M during December 2023. The \$115M will be use as follow: (i) \$80M to fund the PREPA Pension Obligations through the end of the third fiscal quarter of FY2024, and (ii) \$35M to fund the Rollover Reserve. These loan-related items were not projected, and as such, they were not included in the Liquidity Plan.
- (i) Funds are held in a separate bank account outside of the TSA Operational Cash . Some of these funds are not restricted, as defined by the Governmental Accounting Standard Board (GASB), but have been segregated by the Government for the service to the debt and the Disaster Relief Fund, among other purposes.

**Puerto Rico Department of Treasury | Hacienda**  
*General Fund Collections Summary*

**Key Takeaways / Notes**

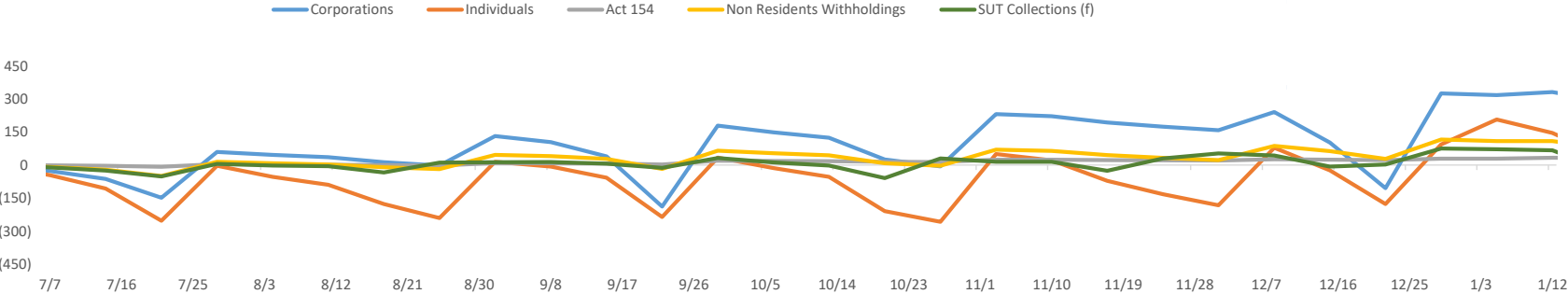
1) Accumulated collections into TSA sweep accounts are generally transferred to the TSA with a 7-10 day lag. Since May 31, 2023, the SURI Sweep Account balance was included as part of Other General Fund Collections. Typically, the Other General Fund includes cash receipts that have not yet been allocated to specific concepts. -The schedule on this page will be updated as information becomes available.

In accordance to Law 53-2021, since July 2023, funds previously transferred to HTA will now be part of the General Fund Collections.

**General Fund Collections Year to Date: Actual vs. Forecast (\$M)**

	Actual (a) YTD 1/12	LP YTD 1/12	Var \$ YTD 1/12	Var % YTD 1/12
<b>General Fund Collections</b>				
Corporations	\$1,724	\$1,365	\$359	26%
Individuals	1,973	1,827	146	8%
Partnerships	167	205	(38)	-19%
Act 154	73	40	33	83%
Non Residents Withholdings	503	392	111	28%
Current Year Collections	498	389	109	28%
Current Year NRW for FEDE (Act 73-2008) (b)	6	4	2	53%
Motor Vehicles	390	236	154	65%
Rum Tax (c)	144	131	13	10%
Alcoholic Beverages	157	151	5	3%
Cigarettes (d)	71	65	6	9%
Other General Fund	771	967	(197)	-20%
<b>Total</b>	<b>\$5,973</b>	<b>\$5,381</b>	<b>\$592</b>	<b>11%</b>
SUT Collections (e)	1,233	1,167	67	6%
<b>Total General Fund Collections</b>	<b>\$ 7,206</b>	<b>\$ 6,548</b>	<b>\$ 658</b>	<b>10%</b>

**YTD General Fund Receipts Cumulative Variance Liquidity Plan Reforecast vs. Actual Cumulative Variance by Category (\$M)**



**Footnotes:**

- (a) General Fund gross cash receipts by concept are approximated using net General Fund revenues adjusted for recurring monthly gross-ups and other adjustments.
- (b) Relates to income tax reserves that are subsequently passed through to PRIDCO.
- (c) Rum Tax is lower than projected cashflow.
- (d) Includes some cigarette tax collections that are subsequently passed through to HTA, PRMBA and other.
- (e) SUT collections excludes PSTBA, FAM & CINE, and only includes the amounts deposited into the TSA for General Fund use.

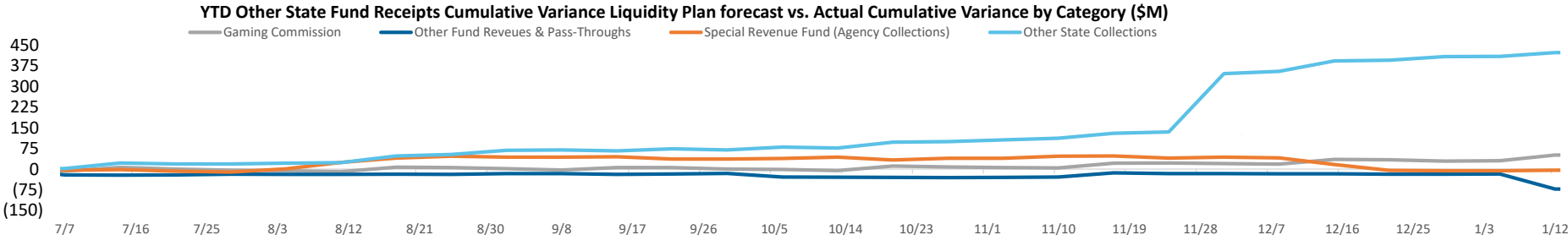
**Puerto Rico Department of Treasury | Hacienda**  
*Other State Fund Collections Summary*

**Key Takeaways / Notes**

1) Other State Fund Collections are higher than projected in the Liquidity Plan. The variance in Special Revenue Fund is mainly driven by timing differences. Other state collections variance is mainly driven by funds received by taxes collected from U.S. Customs and Border Protection (CBP) of \$205M received in December 2023 and projected in January 2024. In addition, collections from Gambling Commission of the Government of Puerto Rico are \$91M higher than projected.

**Other State Fund Collections Year to Date: Actual vs. Forecast (\$M)**

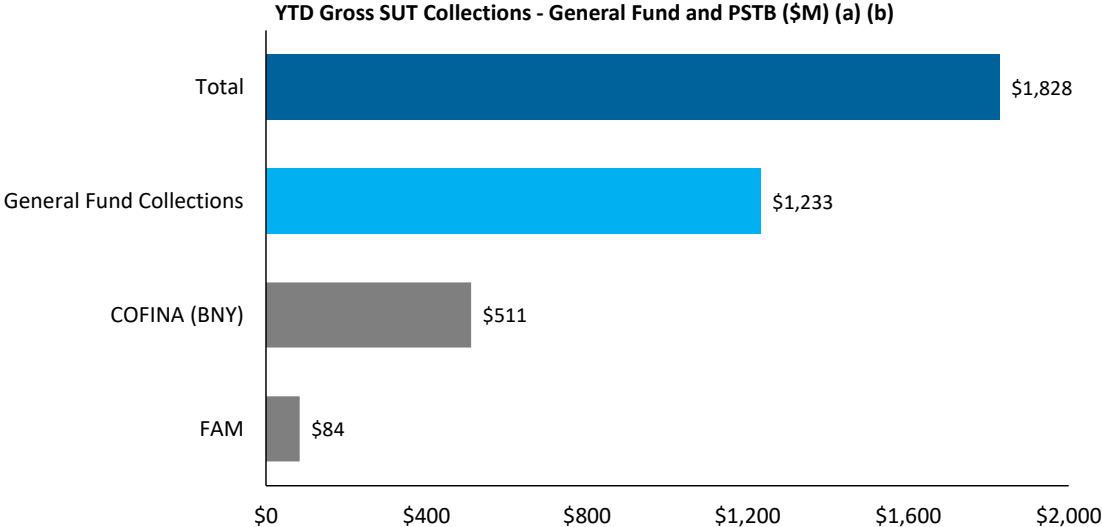
	Actual YTD 1/12	LP YTD 1/12	Var \$ YTD 1/12	Var % YTD 1/12
<b>Other State Fund Collections</b>				
Other Fund Revenues & Pass-Throughs	\$164	\$236	(\$73)	-31%
Electronic Lottery	66	115	(49)	-42%
ASC Pass Through	17	13	4	29%
ACCA Pass Through	46	44	3	6%
Other	34	65	(30)	-47%
Special Revenue Fund (Agency Collections)	226	230	(4)	-2%
Department of Education	2	4	(1)	-42%
Department of Health	33	41	(8)	-19%
Department of State	9	7	2	21%
All Other	182	178	3	2%
Other state collections	887	464	423	91%
Interests Income	215	164	51	31%
Gambling Commission of the Government of Puerto Rico	206	116	91	78%
Department of Housing	14	10	3	30%
Department of Health	59	50	9	18%
Office of the Commissioner of Insurance	3	3	(1)	-18%
Funds under the Custody of the Department of Treasury	18	36	(18)	-50%
Commissioner of the Financial Institution	52	30	21	71%
All Other	321	54	266	489%
<b>Total</b>	<b>\$1,276</b>	<b>\$930</b>	<b>\$346</b>	<b>37%</b>



**Puerto Rico Department of Treasury | Hacienda**  
*Sales and Use Tax Collections Summary*

**Key Takeaways / Notes**

- 1) The proceeds from the Puerto Rico 10.5% SUT rate are allocated as follows: Of the 10.5%, 5.5% is deposited into a COFINA BNY Mellon account until the PSTBA cap is reached, and 4.5% is deposited into the General Fund. The remaining 0.5% is remitted to FAM.



Footnotes

- (a) This schedule reflects gross cash activity and is subject to revision based on periodic reconciliations and accounting adjustments.
- (b) As of January 12, 2024 there is \$52M in SUT collected pending verification and allocation. The verification process includes matching receipts with the appropriate returns and reconciling government account information. Once this process is complete, SUT funds are distributed in accordance with the COFINA Plan of Adjustment based on the ownership of funds and otherwise based on the limits on distributions established therein.

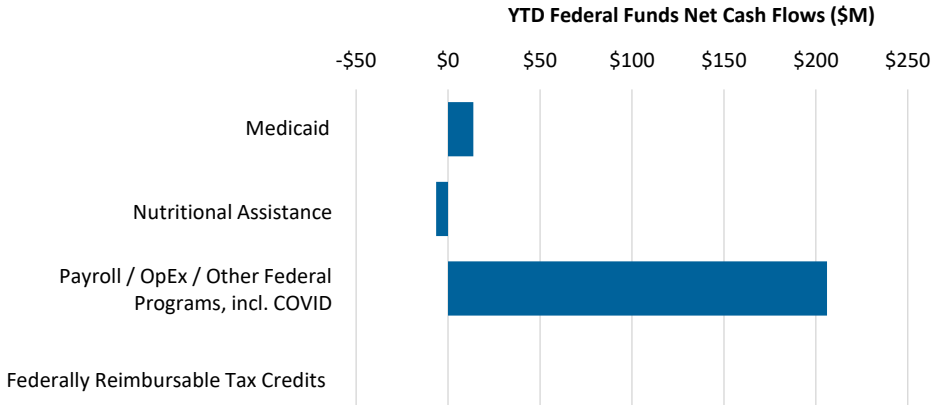
**Puerto Rico Department of Treasury | Hacienda**  
*Federal Funds Net Cash Flow Summary (a)*

**Key Takeaways / Notes**

- 1) Receipts for the Nutritional Assistance Program (NAP) and Medicaid (ASES Pass-through) are received in advance of the subsequent pass through disbursements. Federal Funds received for Payroll and Vendor Payments are typically reimbursed following disbursement. There may be temporary week to week surplus / (deficit) due to timing differences. These funds are held in a separate account outside of TSA. Some of the measures funded by the accounts are initially paid out through TSA, and later reimbursed from the respective external account.
- 2) As of the date of the report, \$350M of reimbursements related to Coronavirus Relief Fund (CRF) and Coronavirus State and Local Fiscal Recovery Funds (CSLFRF) has been received and (\$296M) was disbursed and is reported as All Other Federal Funds Transfers; with a net cash flow of \$55M.
- 3) The Federal Funds are currently higher than projected. The positive YTD variance is mainly driven by higher than projected receipts from All Other Federal Programs of \$219M & All Other Federal Fund Transfers related to CRF and CSLFRF of \$55M, and lower than projected payroll expenses of \$63M; partially offset by higher than projected Operating Disbursements of (\$182M).

Weekly FF Net Surplus (Deficit)	FF Inflows	FF Outflows	Net Cash Flow	LP Net Cash Flow	Variance
Medicaid (ASES)	\$ 193	\$ -	\$ 193	\$ -	\$ 193
Nutritional Assistance Program (NAP)	66	(59)	7	8	(1)
Payroll / OpEx / Other Federal Programs, incl. COVID	212	(133)	79	35	44
<i>Payroll / Vendor Disbursements / Other Federal Programs</i>	212	(124)	88	35	53
<i>COVID-19 Federal Funds (CRF &amp; CSFRF)</i>	-	(9)	(9)	-	(9)
<b>Total</b>	<b>\$ 472</b>	<b>\$ (192)</b>	<b>\$ 280</b>	<b>\$ 44</b>	<b>\$ 236</b>

YTD Cumulative FF Net Surplus (Deficit)	FF Inflows	FF Outflows	Net Cash Flow	LP Net Cash Flow	Variance
Medicaid (ASES)	\$ 1,339	\$ (1,326)	\$ 14	\$ (5)	\$ 19
Nutritional Assistance Program (NAP)	1,611	(1,617)	(6)	1	(7)
Payroll / OpEx / Other Federal Programs, incl. COVID	2,978	(2,772)	206	52	154
<i>Payroll / Vendor Disbursements / Other Federal Programs</i>	2,628	(2,477)	151	52	100
<i>COVID-19 Federal Funds (CRF &amp; CSLFRF)</i>	350	(296)	55	-	55
<b>Total</b>	<b>\$ 5,929</b>	<b>\$ (5,715)</b>	<b>\$ 213</b>	<b>\$ 47</b>	<b>\$ 166</b>



Footnotes

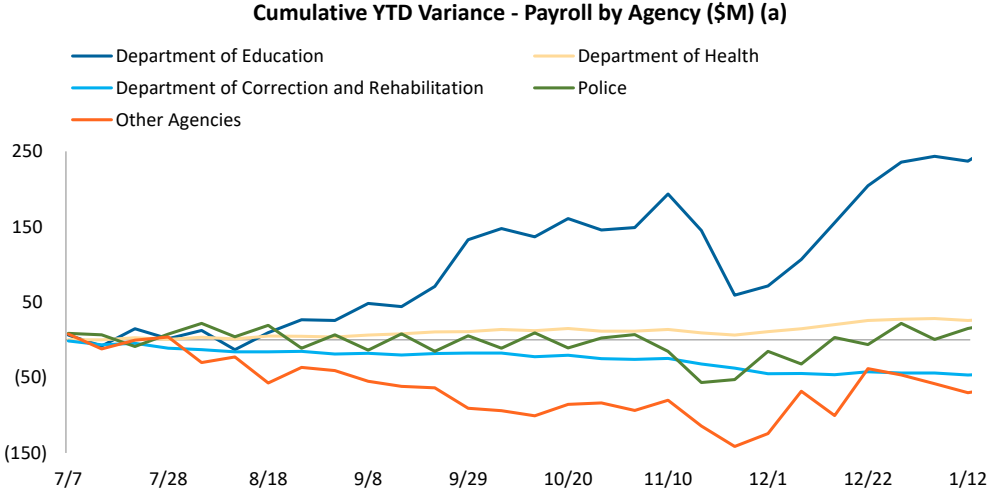
(a) Please note that federal fund classification as represented here is based on the fund classification at the point of transaction. Agencies regularly review cash transactions and make accounting adjustments that result in fund reclassifications.

**Puerto Rico Department of Treasury | Hacienda**  
*Payroll / Vendor Disbursements Summary*

**Key Takeaways / Notes : Gross Payroll**

- 1) Positive YTD payroll variance is primarily driven by lower than expected expenses by the Department of Education and Department of Health, partially offset by higher than projected expenses by Department of Corrections & Rehabilitation and All Other Agencies.

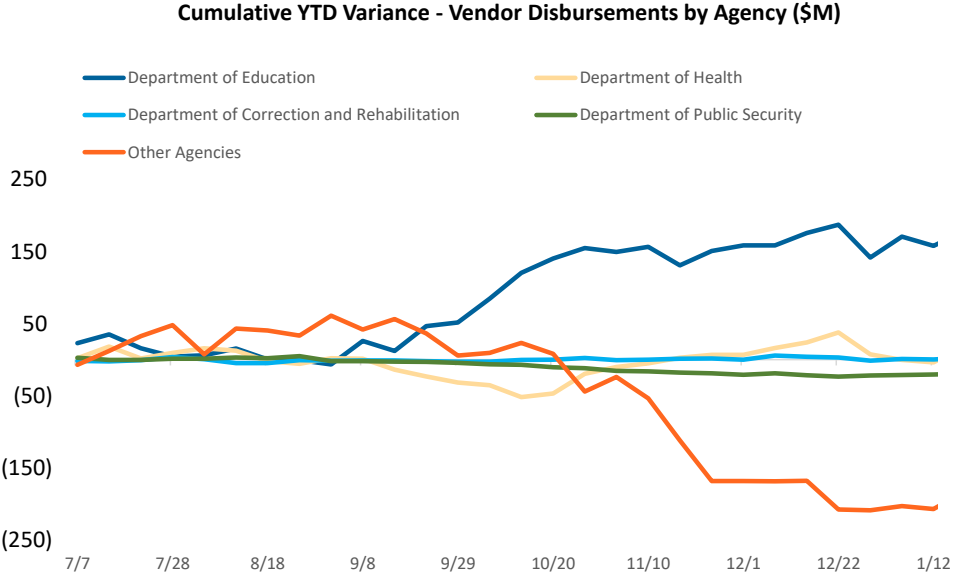
Gross Payroll (\$M) (a)	YTD Variance
Department of Education	\$ 237
Department of Correction & Rehabilitation	(47)
Department of Health	26
Police	15
All Other Agencies	(70)
<b>Total YTD Variance</b>	<b>\$ 161</b>



**Key Takeaways / Notes : Vendor Disbursements**

- 1) Negative overall variance is due to higher than projected disbursements by Department of Public Security and All Other Agencies, partially offset by lower than projected expenses by the Department of Education.

Vendor Disbursements (\$M)	YTD Variance
Department of Education	\$ 158
Department of Correction & Rehabilitation	0
Department of Health	(4)
Department of Public Security	(21)
All Other Agencies	(205)
<b>Total YTD Variance</b>	<b>\$ (72)</b>



Footnotes

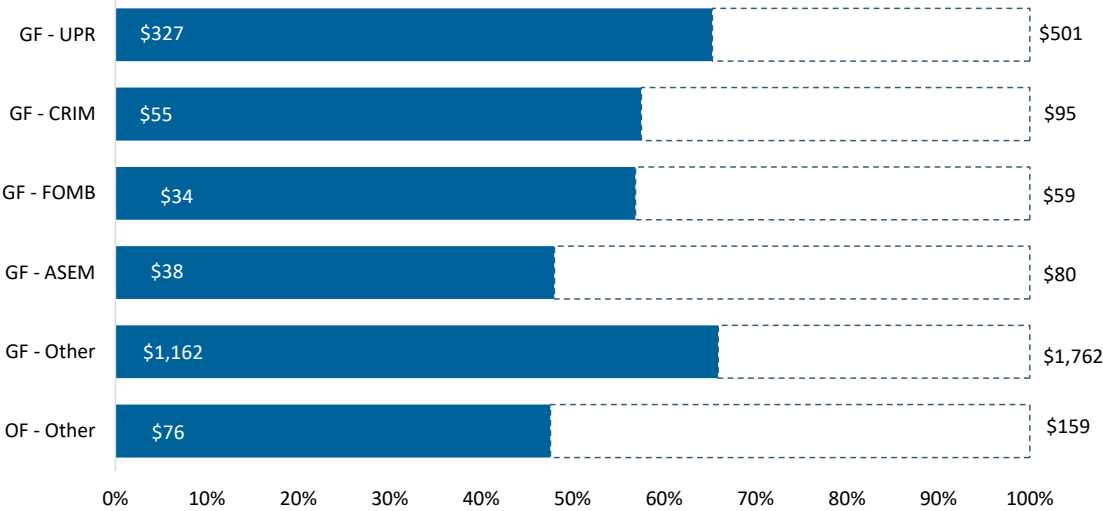
(a) Gross Payroll is equal to the sum of: (i) Net Payroll by Agency from the DTPR RHUM system; (ii) Other Payroll and (iii) Cash outlays for wage garnishments by Agency.

**Puerto Rico Department of Treasury | Hacienda**  
*State Funded Budgetary Transfers Summary*

**Key Takeaways / Notes**

1.) General Fund appropriations are generally executed throughout the year on a consistent basis in the first week of a given month. The amount transferred each month is usually the sum of the receiving entity's budgeted amount for FY24 divided into twelve, subject to a 2.5% holdback through the first nine months of the fiscal year, to be disbursed during the fourth quarter following reconciliation of General Fund revenues to Fiscal Plan projections and subsequent approval and authorization for release by the Oversight Board and the Director of FOMB. Other General Fund transfers and Other Fund transfers require the recognition of certain revenues within DTPR accounting records prior to sending funds to a receiving entity.

**YTD FY2024 Budgeted Appropriations Executed (\$M)**



**Remaining Appropriation Budget (\$M)**

Entity Name	Full Year		
	Actual YTD	Expectation	Remaining
GF - UPR	\$ 327	\$ 501	\$ 174
GF - CRIM	55	95	41
GF - FOMB	34	59	26
GF - ASEM	38	80	42
GF - Other	1,162	1,762	600
OF - Other	76	159	83
<b>Total</b>	<b>\$ 1,692</b>	<b>\$ 2,657</b>	<b>\$ 965</b>

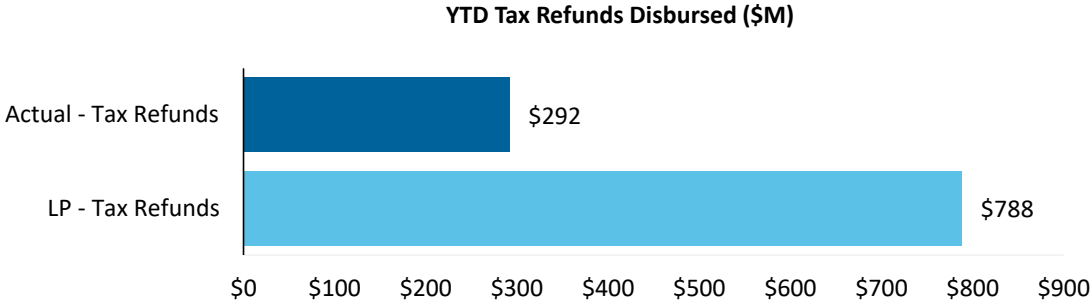
**YTD Appropriation Variance (\$M)**

Entity Name	Liquidity Plan		
	Actual YTD	YTD	Variance
GF - UPR	\$ 327	\$ 285	\$ (42)
GF - CRIM	55	54	(1)
GF - FOMB	34	34	-
GF - ASEM	38	46	7
GF - Other	1,162	939	(223)
OF - Other	76	91	15
<b>Total</b>	<b>\$ 1,692</b>	<b>\$ 1,448</b>	<b>\$ (244)</b>

**Puerto Rico Department of Treasury | Hacienda**  
*Tax Refunds / PayGo and Pensions Summary*

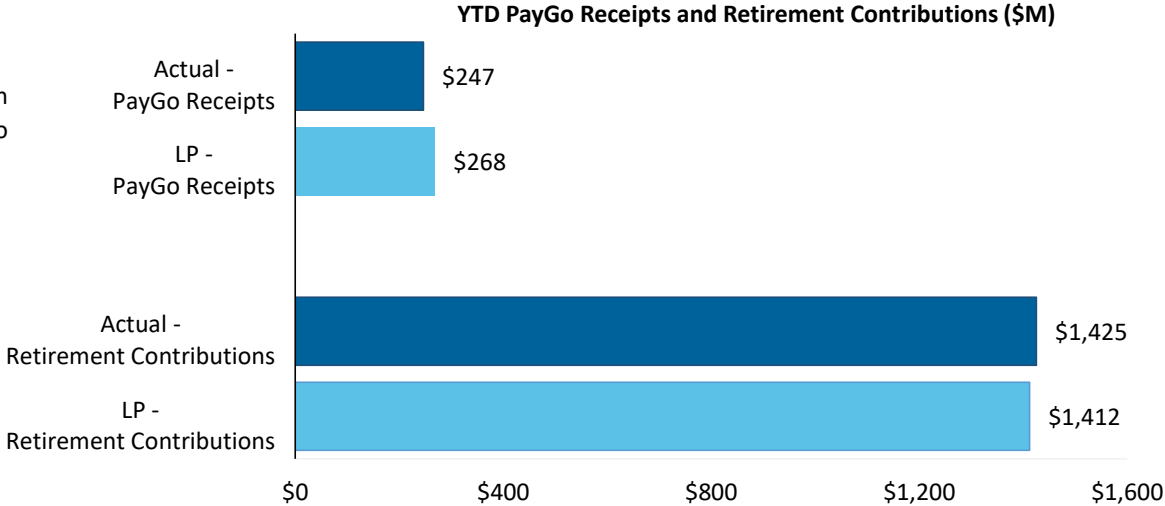
**Key Takeaways / Notes : Tax Credits & Refunds**

- 1) Tax credits and refunds includes EITC distributions, refunds to individuals and seniors as well as other tax credits. Tax Credits and Refunds are \$496M lower than projected. This variance is expected to decrease in February and subsequent months due to individual income tax refunds.



**Key Takeaways / Notes : PayGo Receipts and Retirement Contributions**

- 1) YTD PayGo Receipts are under projected. Further details on the status of PayGo can be found in the monthly PayGo Report on Hacienda website in Public Finance section.



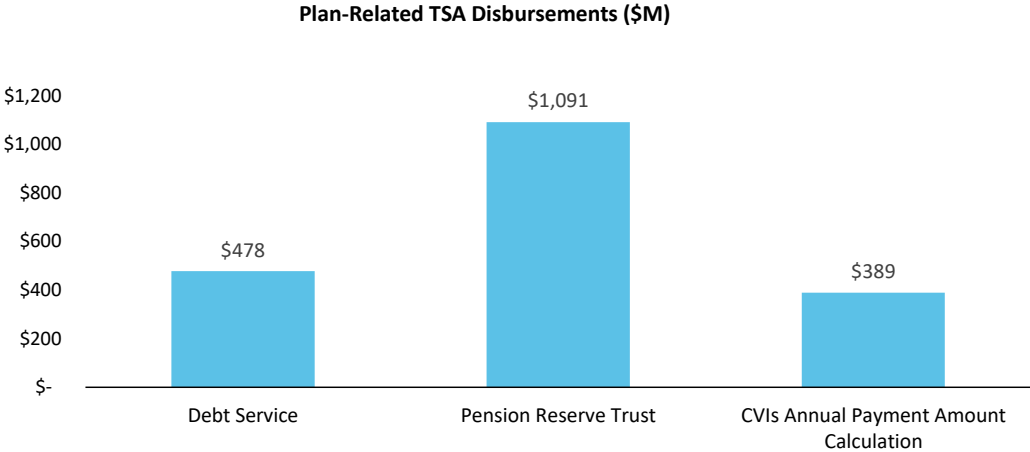


**Puerto Rico Department of Treasury | Hacienda**  
*Plan of Adjustment TSA Transfers Summary*

**Key Takeaways / Notes: Plan Disbursements**

- 1) A total of \$1,958M has been transferred out of the TSA for POA related payments during FY24.

<b>Plan-Related TSA Disbursements (\$M)</b>	<b>Actual YTD</b>
Debt Service	\$ 478
Pension Reserve Trust	1,091
CVIs Annual Payment Amount Calculation	389
<b>Total</b>	<b>\$ 1,958</b>



## Puerto Rico Department of Treasury | Hacienda

## Schedule A: Central Government - Live Web Portal AP by Payee Type (a) (b)

## All Agencies

(figures in \$000s)

Continues and Continued...

ID	Agency Name	3rd Party Payables	Intergovernmental Payables	Total
071	Department of Health	\$ 209,523	\$ 7,306	\$ 216,830
081	Department of Education	139,425	6,765	146,191
049	Department of Transportation and Public Works	64,905	187	65,091
025	Hacienda (entidad interna - fines de contabilidad)	22,406	22	22,428
045	Department of Public Security	20,780	1	20,781
095	Mental Health and Addiction Services Administration	12,320	38	12,358
050	Department of Natural and Environmental Resources	12,218	9	12,227
241	Administration for Integral Development of Childhood	11,923	-	11,923
123	Families and Children Administration	9,945	49	9,995
127	Administration for Socioeconomic Development of the Family	9,607	21	9,628
137	Department of Correction and Rehabilitation	9,418	22	9,440
014	Environmental Quality Board	8,857	329	9,187
271	Office of Information Technology and Communications	6,611	-	6,611
067	Department of Labor and Human Resources	6,516	2	6,517
120	Veterans Advocate Office	5,129	2	5,132
122	Department of the Family	5,109	1	5,110
024	Department of the Treasury	4,985	0	4,985
078	Department of Housing	3,674	718	4,392
028	Commonwealth Election Commission	4,245	-	4,245
038	Department of Justice	4,239	-	4,239
043	Puerto Rico National Guard	3,431	5	3,436
126	Vocational Rehabilitation Administration	3,196	3	3,199
329	Socio-Economic Development Office	274	2,398	2,672
016	Office of Management and Budget	2,589	2	2,592
018	Planning Board	2,561	0	2,561
087	Department of Sports and Recreation	2,341	99	2,440
311	Gaming Commission	2,314	0	2,314
055	Department of Agriculture	2,111	-	2,111
208	Contributions to Municipalities	-	1,943	1,943
124	Child Support Administration	1,494	-	1,494
105	Industrial Commission	1,262	1	1,263
031	General Services Administration	1,198	-	1,198
155	State Historic Preservation Office	802	4	805
026	Special Appropriations for the Central Government Retirement	655	-	655
023	Department of State	494	-	494
152	Elderly and Retired People Advocate Office	371	52	424
022	Office of the Commissioner of Insurance	401	-	401
015	Office of the Governor	244	0	244
096	Women's Advocate Office	237	0	237
298	Public Service Regulatory Board	180	0	180
065	Public Services Commission	154	0	154
075	Office of the Financial Institutions Commissioner	134	18	151

## Puerto Rico Department of Treasury | Hacienda

## Schedule A: Central Government - Live Web Portal AP by Payee Type (a) (b)

## All Agencies

(figures in \$000s)

Continues and Continued...

ID	Agency Name	3rd Party Payables	Intergovernmental Payables	Total
030	Office of Administration and Transformation of HR in the Gov	133	4	137
153	Advocacy for Persons with Disabilities of the Commonwealth	82	-	82
266	Office of Public Security Affairs	16	31	48
069	Department of Consumer Affairs	46	0	46
034	Investigation, Prosecution and Appeals Commission	43	0	43
279	Public Service Appeals Commission	34	-	34
060	Citizen's Advocate Office (Ombudsman)	20	0	20
226	Joint Special Counsel on Legislative Donations	19	-	19
231	Health Advocate Office	18	0	18
281	Office of the Electoral Comptroller	18	-	18
062	Cooperative Development Commission	18	-	18
037	Civil Rights Commission	16	-	16
220	Correctional Health	2	-	2
068	Labor Relations Board	1	-	1
139	Parole Board	1	-	1
	Other	0	-	0
<b>Total</b>		<b>\$ 598,748</b>	<b>\$ 20,035</b>	<b>618,784</b>

Footnotes:

- (a) Data presented above represents the Central Government live AP Web Portal repository of third party and intergovernmental invoices by agency, implemented for FY2019. The full transition to managing central government payables through the web portal is not yet complete and therefore the table above may not represent all Central Government AP. Ongoing efforts with the largest agencies to implement the appropriate processes and controls needed to fully transition to the web portal and realize improvements in reporting and efficiency continue as of the date of this report.
- (b) On a go-forward basis, vendors submit invoices for approval through the live AP Web Portal where they are logged electronically, matched with the appropriate purchase order or other relevant documentation, and approved / vouchered at the agency level through the online interface.

## Puerto Rico Department of Treasury | Hacienda

## Schedule B: Central Government - Live Web Portal AP Aging (a) (b)

## All Agencies

(figures in \$000s)

Continues and Continued...

ID	Agency Name	0 - 30	31 - 60	61 - 90	Over 90 days	Total
071	Department of Health	\$ 32,756	\$ 15,666	\$ 8,751	\$ 159,656	\$ 216,830
081	Department of Education	44,102	45,881	16,820	39,387	146,191
049	Department of Transportation and Public Works	6,808	9,493	13,096	35,694	65,091
025	Hacienda (entidad interna - fines de contabilidad)	2,252	1,443	619	18,115	22,428
045	Department of Public Security	5,028	5,188	1,927	8,639	20,781
095	Mental Health and Addiction Services Administration	4,551	1,560	741	5,506	12,358
050	Department of Natural and Environmental Resources	3,239	3,695	1,321	3,972	12,227
241	Administration for Integral Development of Childhood	2,410	1,980	2,087	5,446	11,923
123	Families and Children Administration	3,673	3,208	888	2,225	9,995
127	Administration for Socioeconomic Development of the Family	2,645	2,277	1,291	3,415	9,628
137	Department of Correction and Rehabilitation	5,876	1,700	856	1,009	9,440
014	Environmental Quality Board	234	359	140	8,454	9,187
271	Office of Information Technology and Communications	1,313	1,335	547	3,416	6,611
067	Department of Labor and Human Resources	2,490	1,195	1,312	1,521	6,517
120	Veterans Advocate Office	657	72	4	4,399	5,132
122	Department of the Family	1,413	1,570	1,154	973	5,110
024	Department of the Treasury	2,652	664	660	1,010	4,985
078	Department of Housing	1,066	1,131	483	1,713	4,392
028	Commonwealth Election Commission	1,220	151	491	2,383	4,245
038	Department of Justice	2,801	490	243	705	4,239
043	Puerto Rico National Guard	493	688	293	1,962	3,436
126	Vocational Rehabilitation Administration	1,687	329	241	942	3,199
329	Socio-Economic Development Office	2,494	91	37	49	2,672
016	Office of Management and Budget	1,071	587	221	713	2,592
018	Planning Board	189	1,073	803	496	2,561
087	Department of Sports and Recreation	223	331	781	1,105	2,440
311	Gaming Commission	1,879	61	40	333	2,314
055	Department of Agriculture	190	694	52	1,176	2,111
208	Contributions to Municipalities	-	-	-	1,943	1,943
124	Child Support Administration	367	845	70	212	1,494
105	Industrial Commission	195	105	54	909	1,263
031	General Services Administration	422	251	234	291	1,198
155	State Historic Preservation Office	78	48	100	580	805
026	Special Appropriations for the Central Government Retirement System	4	2	4	646	655
023	Department of State	336	110	18	30	494
152	Elderly and Retired People Advocate Office	103	33	3	285	424
022	Office of the Commissioner of Insurance	162	178	51	10	401
015	Office of the Governor	114	32	88	11	244
096	Women's Advocate Office	189	25	4	20	237
298	Public Service Regulatory Board	96	51	26	8	180
065	Public Services Commission	-	153	-	1	154
075	Office of the Financial Institutions Commissioner	122	16	13	-	151
030	Office of Administration and Transformation of HR in the Govt.	16	4	16	101	137
153	Advocacy for Persons with Disabilities of the Commonwealth of Puerto Rico	21	6	19	36	82
266	Office of Public Security Affairs	5	1	7	34	48
069	Department of Consumer Affairs	22	23	1	1	46
034	Investigation, Prosecution and Appeals Commission	42	1	0	0	43
279	Public Service Appeals Commission	32	0	0	2	34
060	Citizen's Advocate Office (Ombudsman)	12	2	6	1	20
226	Joint Special Counsel on Legislative Donations	4	-	0	15	19

## Puerto Rico Department of Treasury | Hacienda

## Schedule B: Central Government - Live Web Portal AP Aging (a) (b)

## All Agencies

(figures in \$000s)

Continues and Continued...

ID	Agency Name	0 - 30	31 - 60	61 - 90	Over 90 days	Total
231	Health Advocate Office	18	0	0	0	18
281	Office of the Electoral Comptroller	15	3	-	-	18
062	Cooperative Development Commission	16	1	1	1	18
037	Civil Rights Commission	14	1	-	0	16
220	Correctional Health	-	0	0	2	2
068	Labor Relations Board	1	0	-	-	1
139	Parole Board	0	-	1	0	1
	Other	-	-	-	0	0
<b>Total</b>		<b>\$ 137,818</b>	<b>\$ 104,800</b>	<b>\$ 56,615</b>	<b>\$ 319,551</b>	<b>\$ 618,784</b>

## Footnotes:

- (a) Data presented above represents the Central Government live AP Web Portal repository of third party and intergovernmental invoices by agency, implemented for FY2019. The full transition to managing central government payables through the web portal is not yet complete and therefore the table above may not represent all Central Government AP. Ongoing efforts with the largest agencies to implement the appropriate processes and controls needed to fully transition to the web portal and realize improvements in reporting and efficiency continue as of the date of this report.
- (b) On a go-forward basis, vendors submit invoices for approval through the live AP Web Portal where they are logged electronically, matched with the appropriate purchase order or other relevant documentation, and approved / vouchered at the agency level through the online interface.