



**GOVERNMENT OF PUERTO RICO**  
Department of the Treasury

*Treasury Single Account ("TSA") FY 2024 Cash Flow*  
*As of January 26, 2024*

## Disclaimer

- The Department of the Treasury of Puerto Rico (“Hacienda”), the Government of Puerto Rico (the “Government”), and each of their respective officers, directors, employees, agents, attorneys, advisors, members, partners or affiliates (collectively, with Hacienda and the Government the “Parties”) make no representation or warranty, express or implied, to any third party with respect to the information contained herein and all Parties expressly disclaim any such representations or warranties.
- The Parties do not owe or accept any duty or responsibility to any reader or recipient of this presentation, whether in contract or tort, and shall not be liable for or in respect of any loss, damage (including without limitation consequential damages or lost profits) or expense of whatsoever nature of such third party that may be caused by, or alleged to be caused by, the use of this presentation or that is otherwise consequent upon the gaining of access to this document by such third party.
- This document does not constitute an audit conducted in accordance with generally accepted auditing standards, an examination of internal controls or other attestation or review services in accordance with standards established by the American Institute of Certified Public Accountants or any other organization. Nor does this document constitute an audit of compliance with any other federal law, rule, or regulation. Accordingly, the Parties do not express an opinion or any other form of assurance on the financial statements or any financial or other information or the internal controls of the Government and the information contained herein.
- Any statements and assumptions contained in this document, whether forward-looking or historical, are not guarantees of future performance and involve certain risks, uncertainties, estimates and other assumptions made in this document. The economic and financial condition of the Government and its instrumentalities is affected by various financial, social, economic, environmental and political factors. These factors can be very complex, may vary from one fiscal year to the next and are frequently the result of actions taken or not taken, not only by the Government and its agencies and instrumentalities, but also by entities such as the government of the United States. Because of the uncertainty and unpredictability of these factors, their impact cannot be included in the assumptions contained in this document. Future events and actual results may differ materially from any estimates, projections, or statements contained herein. Nothing in this document should be considered as an express or implied commitment to do or take, or to refrain from taking, any action by Hacienda, the Government, or any government instrumentality in the Government or an admission of any fact or future event. Nothing in this document shall be considered a solicitation, recommendation or advice to any person to participate, pursue or support a particular course of action or transaction, to purchase or sell any security, or to make any investment decision.
- By receiving this document, the recipient shall be deemed to have acknowledged and agreed to the terms of these limitations.
- This document may contain capitalized terms that are not defined herein, or may contain terms that are discussed in other documents or that are commonly understood. You should make no assumptions about the meaning of capitalized terms that are not defined, and you should consult with advisors of Hacienda should clarification be required.

## Glossary

Term	Definition
ACAA	- Automobile Accident Compensation Administration, or Administración de Compensaciones por Accidentes de Automoviles, is a component unit of the Commonwealth of Puerto Rico.
Act 154	- Act 154 means Act No. 154-2010, which, inter alia, imposes a temporary excise tax on the acquisition by multinationals of certain property manufactured or produced in whole or in part in Puerto Rico and on the acquisition of certain manufacturing services carried out in Puerto Rico. The Act 154 temporary excise tax expires on December 31, 2027.
AFI / PRIFA	- Infrastructure Financing Authority.
ASC	- Compulsory Liability Insurance, private insurance company.
ASES	- Puerto Rico Health Insurance Administration, a public corporation and component unit of the Commonwealth of Puerto Rico.
CINE	- Puerto Rico Cinema Fund, a recipient of certain assigned sales and use tax revenues.
COFINA	- Puerto Rico Sales Tax Financing Corporation.
DTPR	- Department of the Treasury of Puerto Rico also referred to as "Hacienda".
DTPR Collection System	- This is the software system that DTPR uses for collections.
FAM	- Municipal Fund Administration, a recipient of certain assigned sales and use tax revenues.
General Fund Collections	- All gross tax collections received and deposited into the TSA from all Hacienda Collection Posts, through the Hacienda Colecturia Virtual (online), and/or SURI, as well as certain pass-through collections and others.
General Fund	- General Fund (Operating Fund) means the Commonwealth principal operating fund; disbursements from such fund are generally approved through the Commonwealth's annual budgeting process.
Gross Payroll	- Gross Payroll is equal to the sum of: (i) Net Payroll from the DTPR RHUM system; (ii) Other Payroll and (iii) Cash outlays for wage garnishments by Agency.
HTA	- Puerto Rico Highways and Transportation Authority, a public corporation and a component unit of the Commonwealth of Puerto Rico.
Liquidity Plan (LP)	- The Liquidity Plan is the translation of the Certified Fiscal Plan ("CFP") and Certified Budget ("Budget") into a cash flow projection. The TSA Liquidity Plan encompasses all cash flow activity within the TSA. Certain cash flow activity is contemplated in the CFP and Budget, but occurs outside the TSA. Cash flow bridges from the TSA to the CFP and Budget have been included to facilitate comparison.
NAP	- NAP, or the Nutrition Assistance Program, also known as PAN, or Programa de Asistencia Nutricional is a federal assistance nutritional program provided by the United States Department of Agriculture (USDA) solely to Puerto Rico.
OMB	- The Office of Management and Budget of Puerto Rico.
Other Payroll	- Other Payroll expenses relate to employee withholdings, social security, insurance, and other deductions.
Other State Collections	- Inflows related to various Health Department programs, the State Insurance Fund, the Commissioner of Financial Institutions, interest earned on TSA bank accounts and others.
PayGo	- PayGo - Puerto Rico pension system that is funded through a pay-as-you-go system. Retirement benefits expenses of government employers are paid by the central government and reimbursed by the employers, with such funds received by the TSA.
Plan of Adjustment ("Plan")	- Plan to adjust the liabilities for the Commonwealth of Puerto Rico, the Puerto Rico Public Building Authority, and Employee Retirement System of the Government of Puerto Rico confirmed on 1/18/22 by the US District Court for the District of Puerto Rico under PROMESA.
PREPA	- Puerto Rico Electric Power Authority, a public corporation and a component unit of the Commonwealth of Puerto Rico.
PRITA	- Puerto Rico Integrated Transport Authority, a public corporation and component unit of the Commonwealth of Puerto Rico.
PSTBA	- The PSTBA is an amount established under Act 91-2006, as amended, and the Sales Tax Revenue Bond Resolution, as amended and restated on June 10, 2009 (the "Bond Resolution"), that currently must be received by COFINA from 5.5% of the SUT before the Commonwealth can receive any of the other 5.5% SUT.
Public Corporation	- Public corporations are governmental authorities with autonomous structure separate from the central government administration and with independent treasury functions.
RHUM System	- This is the software system that DTPR uses for payroll.
SIFC	- State Insurance Fund Corporation, a public corporation and a component unit of the Commonwealth of Puerto Rico.
Special Revenue Receipts	- Collections made by central government agencies at collection posts for services rendered by the agencies as well as fees, licenses, permits, fines and others.
SURI	- Sistema Unificado de Rentas Internas is the new digital tool of the Department of the Treasury that will allow integration and streamlining of the administration of taxes and revenues and eliminate the complexity of the current systems for the benefit of the Treasury and the taxpayers.
SURI Sweep Account Transfers	- The SURI Sweep Account balance transfers is included as part of the General Fund Collections.
TSA	- Treasury Single Account, the Commonwealth's main operational bank account (concentration account) in which a majority of receipts from Governmental funds are deposited and from which most expenses are disbursed. TSA receipts include tax collections, charges for services, intergovernmental collections, the proceeds of short and long-term debt issuances and amounts held in custody by the Secretary of the Treasury for the benefit of the Commonwealth's fiduciary funds. Only a portion of the revenues received by the TSA is included in the annual General Fund budget presented to the Puerto Rico Legislative Assembly for approval. Other revenues are separately assigned by law to certain agencies or public corporations but still flow through the TSA.

## Introduction

- Enclosed is the weekly Treasury Single Account ("TSA") cash flow report and supporting schedules with weekly YTD FY2024 actual results compared to the FY2024 Liquidity Plan.
- TSA is the Commonwealth's main operational bank account (concentration account) in which a majority of receipts from Governmental funds are deposited and from which most expenses are disbursed.
- Receipts in the TSA include tax collections (including revenues assigned to certain public corporations and pledged for the payment of their debt service), charges for services, intergovernmental collections (such as reimbursements from Federal assistance grants), the proceeds of short and long-term debt issuances held in custody by the Secretary of Treasury for the benefit of the Government fiduciary funds, and other receipts. Only a portion of the revenues received by the TSA is included in the annual General Fund budget presented to the Puerto Rico Legislative Assembly for approval. Other revenues are separately assigned by law to certain agencies or public corporations but still flow through the TSA.
- Disbursements from the TSA include payroll and related costs, vendor and operational disbursements (including those reimbursed by Federal assistance grants and funded from Special Revenue Funds), welfare expenditures, capital outlays, debt service payments, required budgetary formulas and appropriation payments, pass-through payments of pledged revenues to certain public corporations, tax refunds, payments of current pension benefits and other disbursements.
- Federal funds related to disaster relief for hurricanes Irma and Maria are deposited in a separate bank account overseen by the Government Authorized Representative ("GAR"). Funds may be transferred to the TSA either: (i) after admissible disbursements (per approved Project Worksheets) have been made or (ii) once supporting documentation for an accrual or related expense are provided to and approved by FEMA. Therefore, FEMA funding may also be received in advance of actual cash disbursement, as payments to vendors may occur subsequent to when the corresponding services are rendered / expenses are recorded.
- Data limitations and commentary:  
The government has focused on cash transaction information for which access to reliable, timely, and detailed data is readily available. The government continues to work with DTPR and other parties to access additional reliable data that would help to provide additional detail in the future.

**Puerto Rico Department of Treasury | Hacienda**  
*Executive Summary - TSA Cash Flow Actual Results*  
*(figures in Millions)*

<b>Bank Cash Position</b>	<b>Weekly Cash Flow</b>	<b>YTD Net Cash Flow</b>	<b>YTD Actual vs LP Variance</b>
<b>\$9,493</b>	<b>\$66</b>	<b>\$1,219</b>	<b>\$2,151</b>

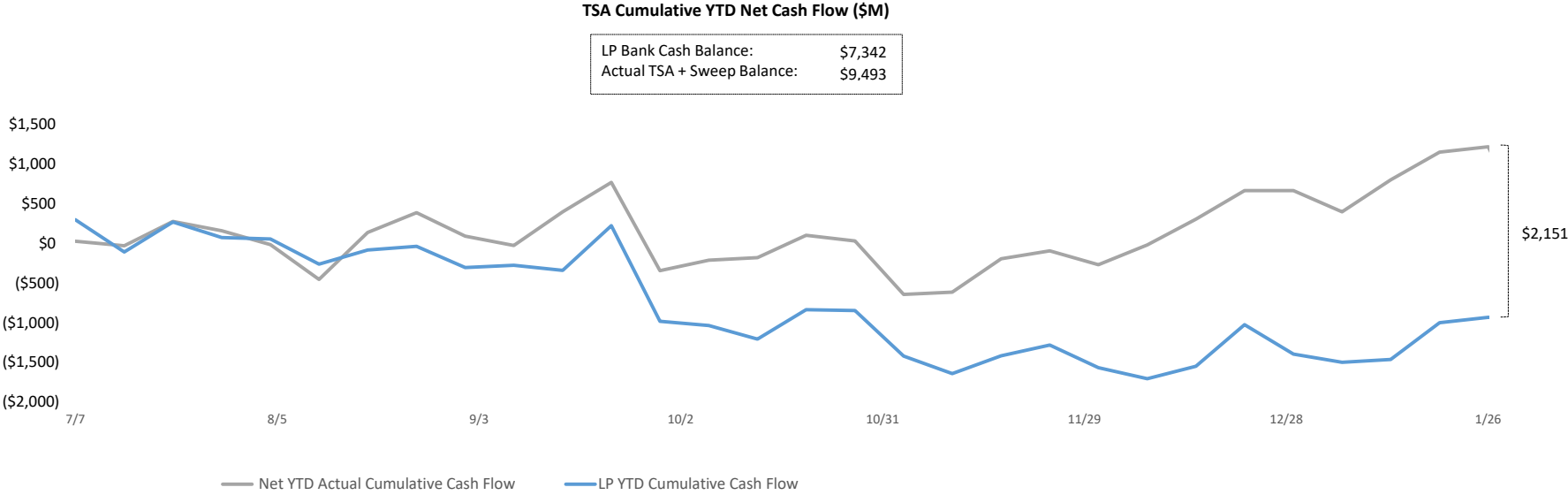
Bridge from FY24 Liquidity Plan projected TSA Cash Balance to actual FY24 TSA Cash Balance as of January 26, 2024

Cash Flow line item	Variance Bridge (\$M)	Comments
Liquidity Plan Projected Cash Balance 1/26/24:	\$ 7,342	1. State collections are currently higher than projected. The variance is mainly driven by General Fund Collections of \$585M and Special Revenue Funds of \$242M. 2. The Federal Funds reimbursements are often received with a timing difference in comparison with the disbursements, causing weekly variances. The negative YTD variance is mainly driven higher than projected receipts from All Other Federal Programs of \$183M & All Other Federal Fund Transfers related to CRF and CSLFRF of \$53M, and lower than projected payroll expenses of \$70M; partially offset by higher than projected Operating Disbursements of (\$175M). 3. Tax Refunds and other tax credits are temporarily under projected cash flow due to timing differences. This variance is expected to decrease in February and subsequent months due to individual income tax refunds. 4. On December 14, the Commonwealth received a loan repayment from HTA for \$353M. On December 19, DTPR disbursed (\$115M) to PREPA as part of a \$300M loan originated by DTPR on December 2023. These loan-related items were not projected and were not included in the Liquidity Plan. 5. Payroll and related costs are currently lower than projected. The positive variance is driven by General Fund payroll of \$67M and Other State Fund payroll of \$24M.
1 State Collections	827	
2 Federal Fund Net Cash Flow	144	
3 Tax Credits & Refunds	536	
4 Loans and Notes Transactions	254	
5 Payroll and Related Costs	91	
All Other	298	
<b>Actual TSA Cash Account Balance</b>	<b>\$ 9,493</b>	

**Memo: Summary of Cash Balances**

TSA Operational Cash	\$ 7,685
TSA Reserves	1,808
<b>Actual TSA Cash Account Balance</b>	<b>\$ 9,493</b>

**Puerto Rico Department of Treasury | Hacienda**  
YTD TSA Cash Flow Summary - Actual vs LP



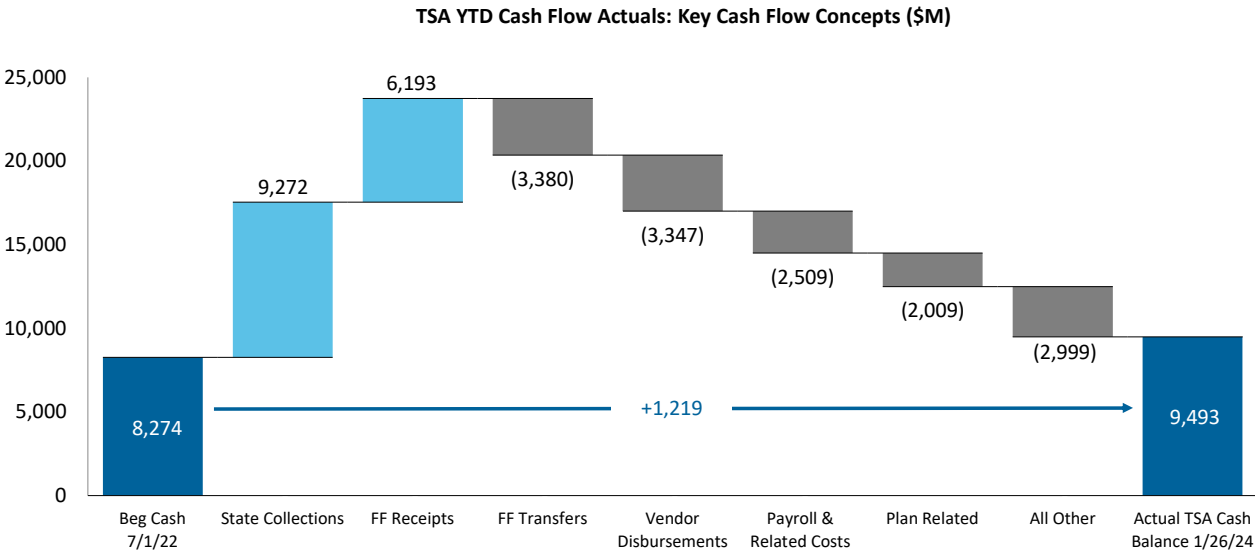
**YTD Actuals vs. Liquidity Plan**

YTD net cash flow is \$1,219M and cash flow variance to the Liquidity Plan is \$2,151M, with various offsetting variances within.

**Puerto Rico Department of Treasury | Hacienda**  
*YTD Cash Flow Summary - TSA Cash Flow Actual Results*

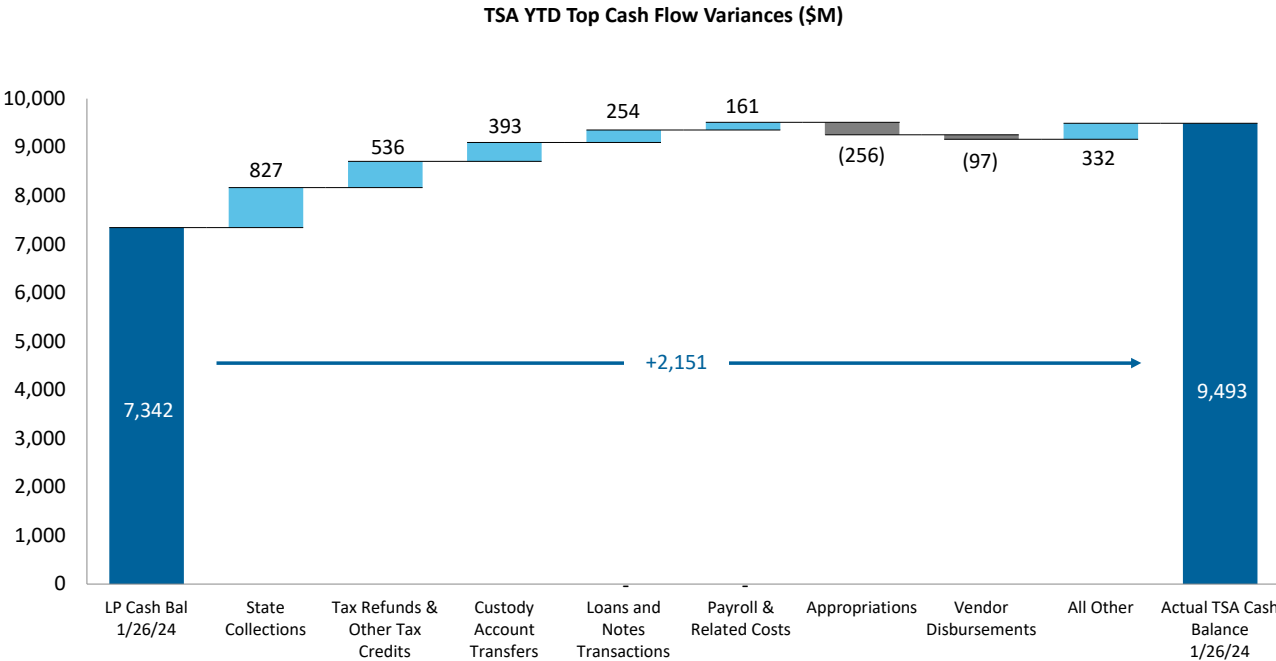
**Net Cash Flow - YTD Actuals**

1) The primary cash driver of FY24 are State Collections. Federal Fund inflows of \$6,193M represent 39% of YTD inflows, but are largely offset by Federal Fund transfers, with YTD net surplus of \$200M (Refer to page 13 for additional detail).



**Net Cash Flow YTD Variance - LP vs. Actual**

1) State Collections, Tax Refunds & Other Tax Credits, Custody Account Transfers, Loans and Notes Transactions and Payroll & Related Costs are the main drivers of the YTD cash flow variance. This is partially offset by higher than projected Appropriations and Vendor Disbursements.



**Puerto Rico Department of Treasury | Hacienda**  
**TSA Cash Flow Actual Results for the Week Ended January 26, 2024**

	FY24 Actual 1/26	FY24 LP 1/26	Variance 1/26	FY24 Actual YTD	FY24 LP YTD	Variance YTD
<i>(figures in Millions)</i>						
<b>State Collections</b>						
1 General fund collections (a)	\$296	\$371	(\$74)	\$7,893	\$7,308	\$585
2 Other fund revenues & Pass-throughs (b)	3	12	(9)	224	252	(28)
3 Special Revenue receipts	4	5	(1)	236	239	(2)
4 All Other state collections (c)	18	9	9	919	647	273
5 Sweep Account Transfers (a)	-	-	-	-	-	-
6 Subtotal - State collections	\$321	\$397	(\$76)	\$9,272	\$8,445	\$827
<b>Federal Fund Receipts</b>						
7 Medicaid	-	8	(8)	1,339	1,727	(388)
8 Nutrition Assistance Program	78	61	18	1,751	1,643	108
9 All Other Federal Programs	89	84	5	2,753	2,570	183
10 Other	-	-	-	350	137	213
11 Subtotal - Federal Fund receipts	\$168	\$153	\$15	\$6,193	\$6,077	\$117
<b>Balance Sheet Related</b>						
12 Paygo charge	23	18	5	288	291	(3)
13 Other	-	-	-	-	-	-
14 Subtotal - Other Inflows	\$23	\$18	\$5	\$288	\$291	(\$3)
<b>Plan of Adjustment Related</b>						
15 CW Intragovernmental Transfers (d)	20	-	20	120	77	43
16 Other	-	-	-	-	-	-
17 Subtotal - Plan Inflows	\$20	-	\$20	\$120	\$77	\$43
18 <b>Total Inflows</b>	<b>\$531</b>	<b>\$568</b>	<b>(\$36)</b>	<b>\$15,873</b>	<b>\$14,889</b>	<b>\$983</b>
<b>Payroll and Related Costs (e)</b>						
19 General fund	(89)	(64)	(26)	(1,718)	(1,786)	67
20 Federal fund	(26)	(24)	(2)	(707)	(776)	70
21 Other State fund	(5)	(3)	(1)	(84)	(108)	24
22 Subtotal - Payroll and Related Costs	(\$120)	(\$91)	(\$30)	(\$2,509)	(\$2,670)	\$161
<b>Operating Disbursements (f)</b>						
23 General fund	(35)	(33)	(2)	(973)	(957)	(15)
24 Federal fund	(57)	(79)	22	(1,907)	(1,732)	(175)
25 Other State fund	(34)	(28)	(6)	(468)	(562)	93
26 Subtotal - Vendor Disbursements	(\$126)	(\$141)	\$15	(\$3,347)	(\$3,250)	(\$97)
<b>State-funded Budgetary Transfers</b>						
27 General Fund	(3)	(0)	(3)	(1,626)	(1,362)	(265)
28 Other State Fund	(3)	4	(6)	(78)	(87)	9
29 Subtotal - Appropriations - All Funds	(\$6)	\$4	(\$9)	(\$1,705)	(\$1,449)	(\$256)
<b>Federal Fund Transfers</b>						
30 Medicaid	-	(2)	2	(1,326)	(1,734)	408
31 Nutrition Assistance Program	(67)	(58)	(9)	(1,757)	(1,642)	(115)
32 All other federal fund transfers	(1)	-	(1)	(297)	(137)	(160)
33 Subtotal - Federal Fund Transfers	(\$68)	(\$61)	(\$8)	(\$3,380)	(\$3,513)	\$133
<b>Other Disbursements - All Funds</b>						
34 Retirement Contributions	(94)	(96)	2	(1,528)	(1,521)	(6)
35 Tax Refunds & other tax credits (g)	(2)	(25)	23	(295)	(831)	536
36 Title III Costs	-	(2)	2	(117)	(67)	(50)
37 State Cost Share	-	-	-	-	-	-
38 Milestone Transfers	-	-	-	(40)	(85)	46
39 Custody Account Transfers	-	(21)	21	(7)	(400)	393
40 Other items paid from FY23 Surplus	-	-	-	-	-	-
41 Loans and Notes Transactions (h)	-	-	-	254	-	254
42 All Other	-	(2)	2	30	(8)	38
43 Subtotal - Other Disbursements - All Funds	(\$97)	(\$147)	\$50	(\$1,703)	(\$2,913)	\$1,210
<b>Plan of Adjustment Related</b>						
44 Disbursements to Paying Agent	(49)	(66)	17	(2,009)	(2,025)	16
45 Direct Disbursements	-	-	-	-	-	-
46 Subtotal - Plan Disbursements	(\$49)	(\$66)	\$17	(\$2,009)	(\$2,025)	\$16
47 <b>Total Outflows</b>	<b>(\$466)</b>	<b>(\$501)</b>	<b>\$35</b>	<b>(\$14,654)</b>	<b>(\$15,821)</b>	<b>\$1,167</b>
48 <b>Net Operating Cash Flow</b>	<b>\$66</b>	<b>\$67</b>	<b>(\$1)</b>	<b>\$1,219</b>	<b>(\$931)</b>	<b>2,151</b>
49 Bank Cash Position, Beginning	9,427	7,275	2,152	8,274	8,274	(0)
50 <b>Bank Cash Position, Ending</b>	<b>\$9,493</b>	<b>\$7,342</b>	<b>\$2,152</b>	<b>\$9,493</b>	<b>\$7,342</b>	<b>2,152</b>
<b>Memo: Summary of Accounts</b>						
Operational				\$7,685		
Reserves (i)				1,808		
<b>Total Bank Cash Position</b>				<b>\$9,493</b>		



**Puerto Rico Department of Treasury | Hacienda***FY24 TSA Cash Flow Actual Results - Footnotes*Footnotes:

- (a) Represents gross tax collections received and deposited from all Hacienda Collection Posts, through the Hacienda Colecturia Virtual (online) and/or SURI. Additionally, as of the date of this report, the "General Fund Collections" line item includes unreconciled collections due to DTPR transition to collecting various gross tax receipts through SURI system. The SURI Sweep Account balance transfers is included as part of the General Fund Collections.
- (b) These revenues are collected by DTPR and immediately appropriated.
- (c) Inflows related to the State Insurance Fund, the Department of Labor and Human Resources, the Commissioner of Financial Institutions, interest earned on TSA bank accounts and others. As of the date this report the TSA has received \$223.3M in interest income in FY24 from earnings on the TSA cash balance.
- (d) Transfer of CRIM portion pursuant to the POA. CRIM shall pay to the Commonwealth amounts collected by CRIM in connection with the 1.03% property tax levied pursuant to Act 83-1991 and which are due and owing to the Commonwealth.
- (e) Represents total gross payroll. Gross payroll includes net payroll disbursed to government employees, cash transfers to the Police Department for payroll costs, and other payroll related costs (employee withholdings, social security, insurance, and other deductions).
- (f) Includes payments to third-party vendors as well as intergovernmental payments to agencies with separate Treasuries.
- (g) Includes Federally Funded Employee Retention Credits.
- (h) On December 14, pursuant to Article 25 of the HTA Plan of Adjustment, the Agency has disbursed \$353M to fully repay the loan received by the Commonwealth. Additionally, On December 19, DTPR completed a first disbursement to PREPA for the amount of \$115M as part of the loan originated by the DTPR to PREPA by \$300M during December 2023. The \$115M will be use as follow: (i) \$80M to fund the PREPA Pension Obligations through the end of the third fiscal quarter of FY2024, and (ii) \$35M to fund the Rollover Reserve. These loan-related items were not projected, and as such, they were not included in the Liquidity Plan.
- (i) Funds are held in a separate bank account outside of the TSA Operational Cash . Some of these funds are not restricted, as defined by the Governmental Accounting Standard Board (GASB), but have been segregated by the Government for the service to the debt and the Disaster Relief Fund, among other purposes.

**Puerto Rico Department of Treasury | Hacienda**  
*General Fund Collections Summary*

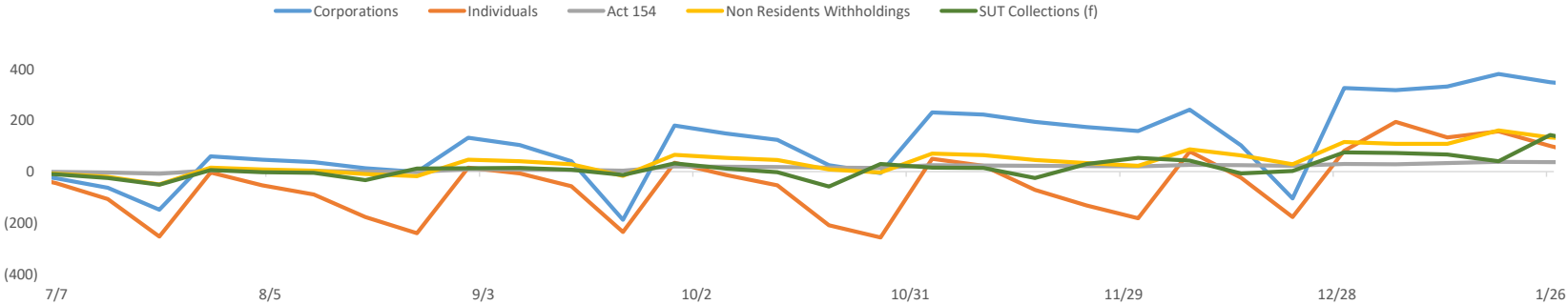
**Key Takeaways / Notes**

- 1) Accumulated collections into TSA sweep accounts are generally transferred to the TSA with a 7-10 day lag. Since May 31, 2023, the SURI Sweep Account balance was included as part of Other General Fund Collections. Typically, the Other General Fund includes cash receipts that have not yet been allocated to specific concepts. The schedule on this page will be updated as information becomes available.
- In accordance with Law 53-2021, since July 2023, funds previously transferred to HTA will now be part of the General Fund Collections.

**General Fund Collections Year to Date: Actual vs. Forecast (\$M)**

	Actual (a) YTD 1/26	LP YTD 1/26	Var \$ YTD 1/26	Var % YTD 1/26
<b>General Fund Collections</b>				
Corporations	\$1,825	\$1,452	\$373	26%
Individuals	2,150	2,050	100	5%
Partnerships	176	217	(41)	-19%
Act 154	79	42	37	87%
Non Residents Withholdings	589	455	134	30%
Current Year Collections	584	451	133	29%
Current Year NRW for FEDE (Act 73-2008) (b)	6	4	2	39%
Motor Vehicles	418	264	155	59%
Rum Tax (c)	145	134	11	8%
Alcoholic Beverages	165	167	(2)	-1%
Cigarettes (d)	74	71	3	5%
Other General Fund	775	1,103	(328)	-30%
<b>Total</b>	<b>\$6,397</b>	<b>\$5,955</b>	<b>\$442</b>	<b>7%</b>
SUT Collections (e)	1,495	1,353	143	11%
<b>Total General Fund Collections</b>	<b>\$ 7,893</b>	<b>\$ 7,308</b>	<b>\$ 585</b>	<b>8%</b>

**YTD General Fund Receipts Cumulative Variance Liquidity Plan Reforecast vs. Actual Cumulative Variance by Category (\$M)**



**Footnotes:**

- (a) General Fund gross cash receipts by concept are approximated using net General Fund revenues adjusted for recurring monthly gross-ups and other adjustments.
- (b) Relates to income tax reserves that are subsequently passed through to PRIDCO.
- (c) Rum Tax is higher than projected cashflow.
- (d) Includes some cigarette tax collections that are subsequently passed through to HTA, PRMBA and other.
- (e) SUT collections excludes PSTBA, FAM & CINE, and only includes the amounts deposited into the TSA for General Fund use.

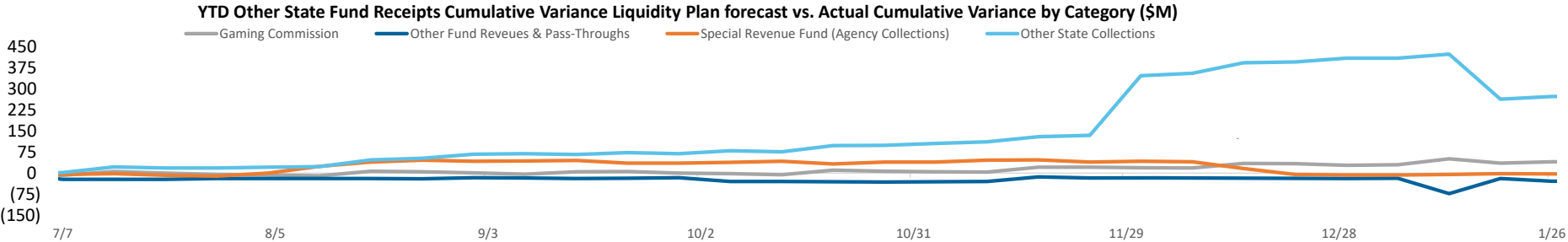
**Puerto Rico Department of Treasury | Hacienda**  
*Other State Fund Collections Summary*

**Key Takeaways / Notes**

- 1) Other State Fund Collections are higher than projected in the Liquidity Plan. The variance in Special Revenue Fund is mainly driven by timing differences.
- 2) Other state collections variance is mainly driven by funds received by taxes collected from U.S. Customs and Border Protection (CBP) of \$205M received in December 2023, which was 65% higher than projected. In addition, collections from Gambling Commission of the Government of Puerto Rico are \$92M higher than projected. This is largely due to a change for FY2024 that increased the required percentage of slot machine income that casinos pass through to the government from 60% to 100%.

**Other State Fund Collections Year to Date: Actual vs. Forecast (\$M)**

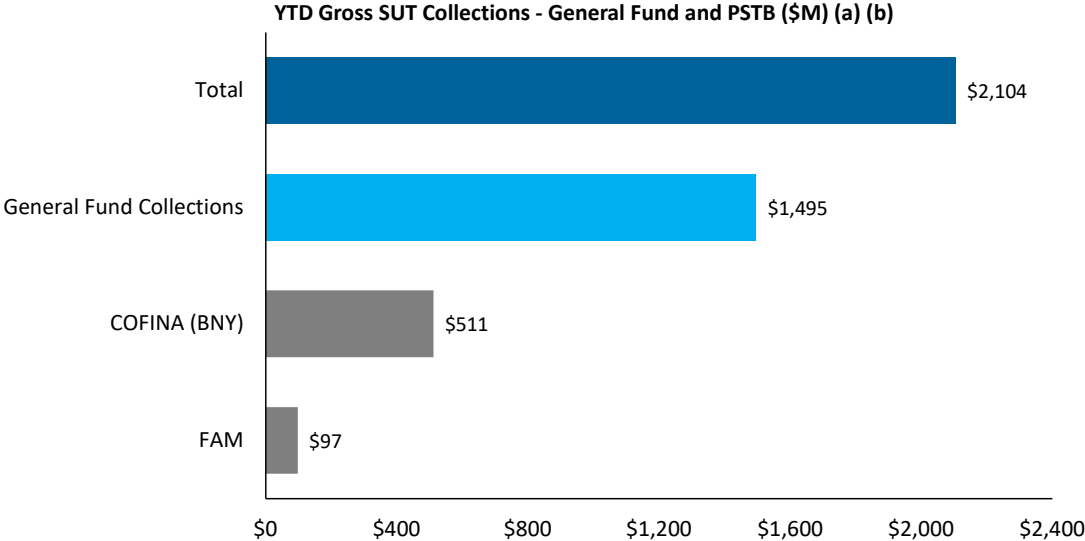
	Actual YTD 1/26	LP YTD 1/26	Var \$ YTD 1/26	Var % YTD 1/26
<b>Other State Fund Collections</b>				
Other Fund Revenues & Pass-Throughs	\$224	\$252	(\$28)	-11%
Electronic Lottery	121	126	(5)	-4%
ASC Pass Through	18	14	5	34%
ACCA Pass Through	49	45	4	9%
Other	36	67	(31)	-47%
Special Revenue Fund (Agency Collections)	236	239	(2)	-1%
Department of Education	2	4	(2)	-41%
Department of Health	34	42	(8)	-19%
Department of State	9	8	1	16%
All Other	191	185	6	3%
Other state collections	919	647	273	42%
Interests Income	223	183	40	22%
Gambling Commission of the Government of Puerto Rico	222	130	92	71%
Department of Housing	14	12	2	14%
Department of Health	63	68	(5)	-7%
Office of the Commissioner of Insurance	3	3	(1)	-19%
Funds under the Custody of the Department of Treasury	224	154	70	46%
Commissioner of the Financial Institution	52	31	21	68%
All Other	117	65	52	80%
<b>Total</b>	<b>\$1,379</b>	<b>\$1,137</b>	<b>\$242</b>	<b>21%</b>



**Puerto Rico Department of Treasury | Hacienda**  
*Sales and Use Tax Collections Summary*

**Key Takeaways / Notes**

- 1) The proceeds from the Puerto Rico 10.5% SUT rate are allocated as follows: Of the 10.5%, 5.5% is deposited into a COFINA BNY Mellon account until the PSTBA cap is reached, and 4.5% is deposited into the General Fund. The remaining 0.5% is remitted to FAM.



Footnotes

- (a) This schedule reflects gross cash activity and is subject to revision based on periodic reconciliations and accounting adjustments.
- (b) As of January 26, 2024 there is \$16M in SUT collected pending verification and allocation. The verification process includes matching receipts with the appropriate returns and reconciling government account information. Once this process is complete, SUT funds are distributed in accordance with the COFINA Plan of Adjustment based on the ownership of funds and otherwise based on the limits on distributions established therein.

**Puerto Rico Department of Treasury | Hacienda**  
*Federal Funds Net Cash Flow Summary (a)*

**Key Takeaways / Notes**

- 1) Receipts for the Nutritional Assistance Program (NAP) and Medicaid (ASES Pass-through) are received in advance of the subsequent pass through disbursements. Federal Funds received for Payroll and Vendor Payments are typically reimbursed following disbursement. There may be temporary week to week surplus / (deficit) due to timing differences. These funds are held in a separate account outside of TSA. Some of the measures funded by the accounts are initially paid out through TSA, and later reimbursed from the respective external account.
- 2) As of the date of the report, \$350M of reimbursements related to Coronavirus Relief Fund (CRF) and Coronavirus State and Local Fiscal Recovery Funds (CSLFRF) has been received and (\$297M) was disbursed and is reported as All Other Federal Funds Transfers; with a net cash flow of \$53M
- 3) The Federal Funds are currently higher than projected. The positive YTD variance is mainly driven by higher than projected receipts from All Other Federal Programs of \$183M & All Other Federal Fund Transfers related to CRF and CSLFRF of \$53M, and lower than projected payroll expenses of \$70M; partially offset by higher than projected Operating Disbursements of (\$175M).

**Weekly FF Net Surplus (Deficit)**

Medicaid (ASES)	\$ -	\$ -	\$ -	\$ 6	\$ (6)
Nutritional Assistance Program (NAP)	78	(67)	11	2	9
Payroll / OpEx / Other Federal Programs, incl. COVID	89	(85)	4	(19)	23
<i>Payroll / Vendor Disbursements / Other Federal Programs</i>	89	(83)	6	(19)	24
<i>COVID-19 Federal Funds (CRF &amp; CSFRF)</i>	-	(1)	(1)	-	(1)

**Total**

FF Inflows	FF Outflows	Net Cash Flow	LP Net Cash Flow	Variance
\$ -	\$ -	\$ -	\$ 6	\$ (6)
78	(67)	11	2	9
89	(85)	4	(19)	23
89	(83)	6	(19)	24
-	(1)	(1)	-	(1)
<b>\$ 168</b>	<b>\$ (152)</b>	<b>\$ 16</b>	<b>\$ (11)</b>	<b>\$ 26</b>

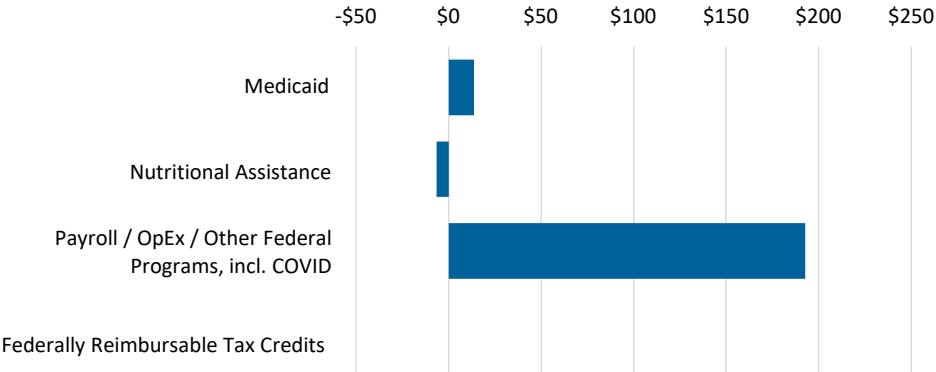
**YTD Cumulative FF Net Surplus (Deficit)**

Medicaid (ASES)	\$ 1,339	\$ (1,326)	\$ 14	\$ (7)	\$ 21
Nutritional Assistance Program (NAP)	1,751	(1,757)	(6)	1	(7)
Payroll / OpEx / Other Federal Programs, incl. COVID	3,103	(2,910)	193	62	131
<i>Payroll / Vendor Disbursements / Other Federal Programs</i>	2,753	(2,613)	140	62	78
<i>COVID-19 Federal Funds (CRF &amp; CSLFRF)</i>	350	(297)	53	-	53

**Total**

FF Inflows	FF Outflows	Net Cash Flow	LP Net Cash Flow	Variance
\$ 1,339	\$ (1,326)	\$ 14	\$ (7)	\$ 21
1,751	(1,757)	(6)	1	(7)
3,103	(2,910)	193	62	131
2,753	(2,613)	140	62	78
350	(297)	53	-	53
<b>\$ 6,193</b>	<b>\$ (5,993)</b>	<b>\$ 200</b>	<b>\$ 56</b>	<b>\$ 144</b>

**YTD Federal Funds Net Cash Flows (\$M)**



Footnotes

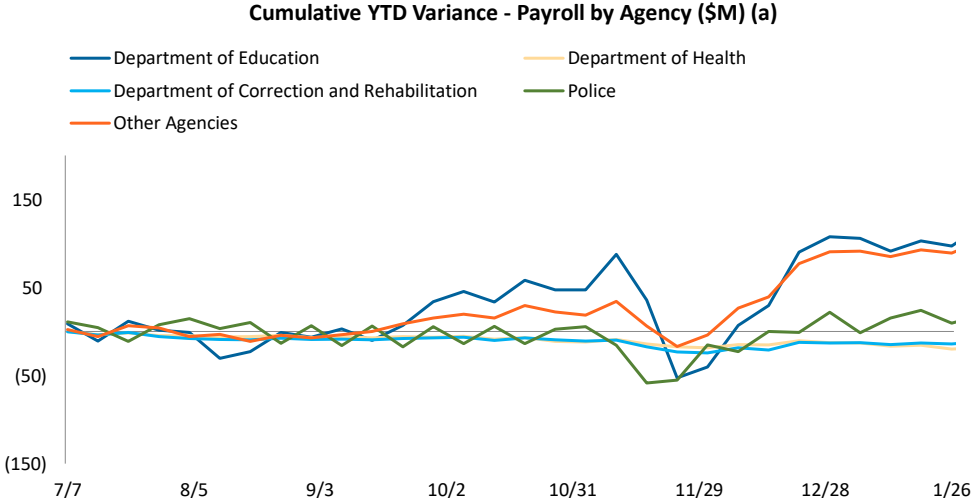
(a) Please note that federal fund classification as represented here is based on the fund classification at the point of transaction. Agencies regularly review cash transactions and make accounting adjustments that result in fund reclassifications.

**Puerto Rico Department of Treasury | Hacienda**  
*Payroll / Vendor Disbursements Summary*

**Key Takeaways / Notes : Gross Payroll**

- 1) Positive YTD payroll variance is primarily driven by lower than expected expenses by the Department of Education and All Other Agencies, partially offset by higher than projected expenses by the Department of Health and the Department of Corrections & Rehabilitation.

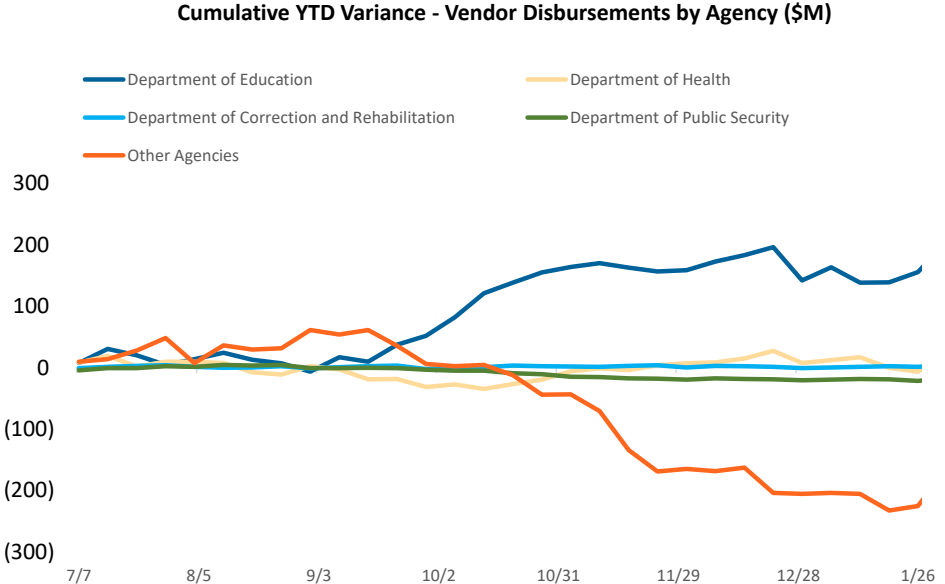
Gross Payroll (\$M) (a)	YTD
Agency	Variance
Department of Education	\$ 97
Department of Health	(20)
Police	9
Department of Correction & Rehabilitation	(14)
All Other Agencies	89
<b>Total YTD Variance</b>	<b>\$ 161</b>



**Key Takeaways / Notes : Vendor Disbursements**

- 1) Negative overall variance is due to higher than projected disbursements by Department of Public Security and All Other Agencies, partially offset by lower than projected expenses by the Department of Education.

Vendor Disbursements (\$M)	YTD
Agency	Variance
Department of Education	\$ 155
Department of Correction & Rehabilitation	1
Department of Health	(7)
Department of Public Security	(22)
All Other Agencies	(225)
<b>Total YTD Variance</b>	<b>\$ (97)</b>



Footnotes

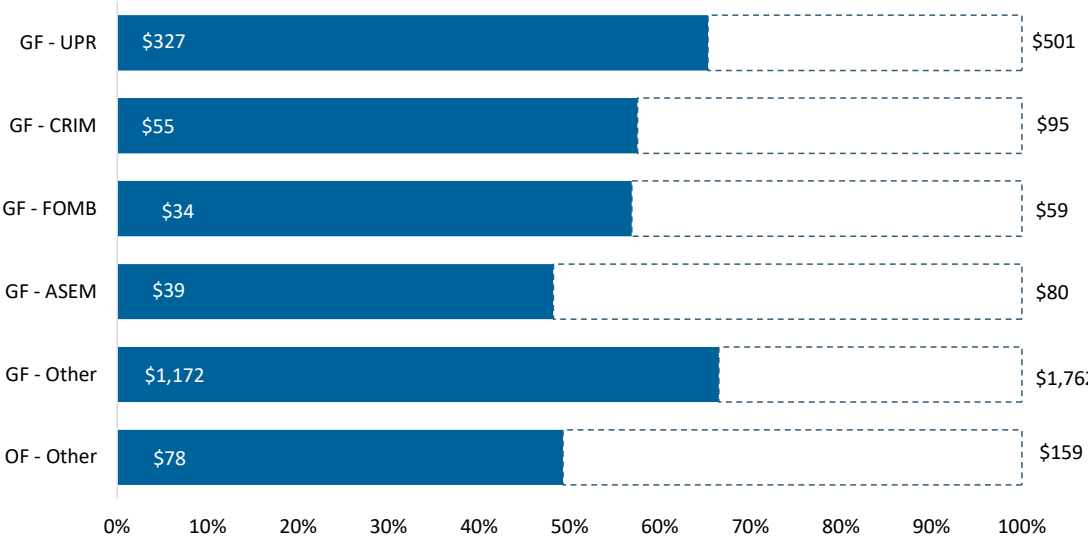
(a) Gross Payroll is equal to the sum of: (i) Net Payroll by Agency from the DTPR RHUM system; (ii) Other Payroll and (iii) Cash outlays for wage garnishments by Agency.

**Puerto Rico Department of Treasury | Hacienda**  
*State Funded Budgetary Transfers Summary*

**Key Takeaways / Notes**

1.) General Fund appropriations are generally executed throughout the year on a consistent basis in the first week of a given month. The amount transferred each month is usually the sum of the receiving entity's budgeted amount for FY24 divided into twelve, subject to a 2.5% holdback through the first nine months of the fiscal year, to be disbursed during the fourth quarter following reconciliation of General Fund revenues to Fiscal Plan projections and subsequent approval and authorization for release by the Oversight Board and the Director of FOMB. Other General Fund transfers and Other Fund transfers require the recognition of certain revenues within DTPR accounting records prior to sending funds to a receiving entity.

**YTD FY2024 Budgeted Appropriations Executed (\$M)**



**Remaining Appropriation Budget (\$M)**

Entity Name	Full Year		
	Actual YTD	Expectation	Remaining
GF - UPR	\$ 327	\$ 501	\$ 174
GF - CRIM	55	95	41
GF - FOMB	34	59	26
GF - ASEM	39	80	42
GF - Other	1,172	1,762	590
OF - Other	78	159	81
<b>Total</b>	<b>\$ 1,705</b>	<b>\$ 2,657</b>	<b>\$ 952</b>

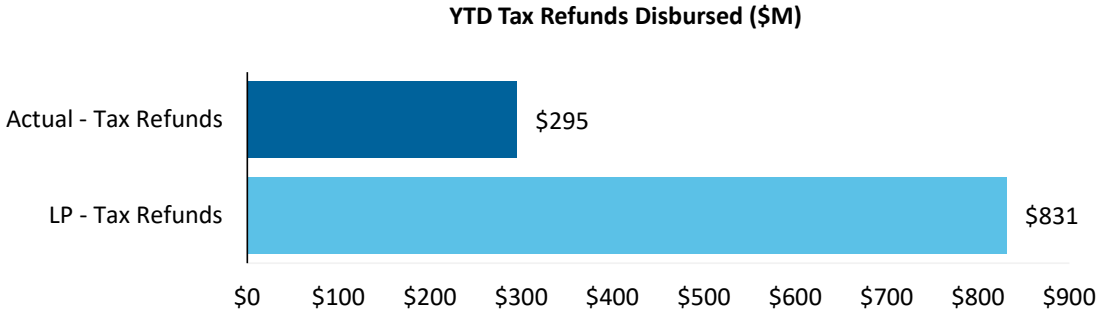
**YTD Appropriation Variance (\$M)**

Entity Name	Liquidity Plan		
	Actual YTD	YTD	Variance
GF - UPR	\$ 327	\$ 285	\$ (42)
GF - CRIM	55	54	(1)
GF - FOMB	34	34	-
GF - ASEM	39	46	7
GF - Other	1,172	943	(229)
OF - Other	78	87	9
<b>Total</b>	<b>\$ 1,705</b>	<b>\$ 1,449</b>	<b>\$ (256)</b>

**Puerto Rico Department of Treasury | Hacienda**  
*Tax Refunds / PayGo and Pensions Summary*

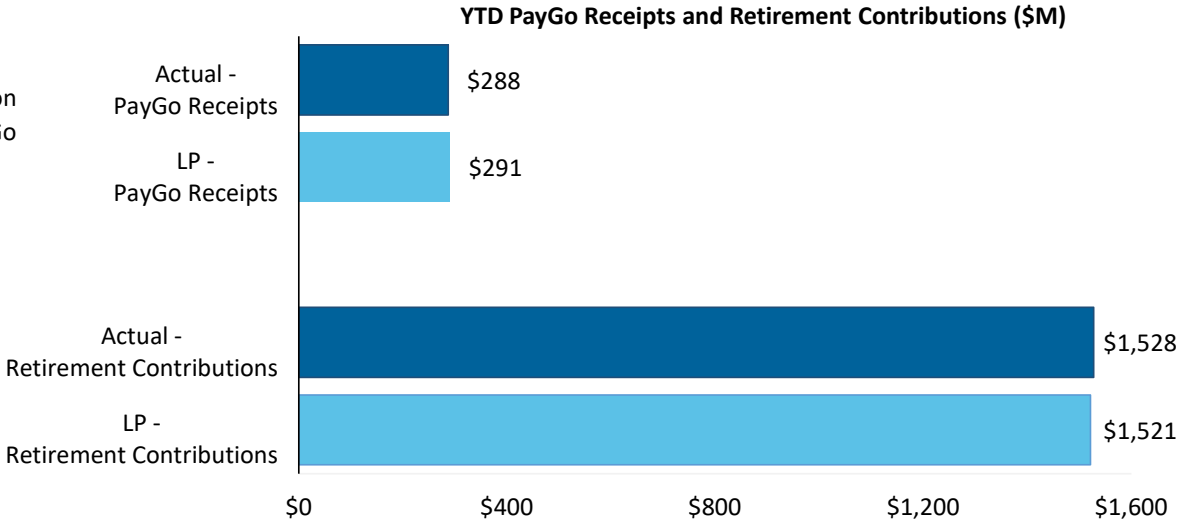
**Key Takeaways / Notes : Tax Credits & Refunds**

- 1) Tax credits and refunds includes EITC distributions, refunds to individuals and seniors as well as other tax credits. Tax Credits and Refunds are \$536M lower than projected. This variance is expected to decrease in February and subsequent months due to individual income tax refunds.



**Key Takeaways / Notes : PayGo Receipts and Retirement Contributions**

- 1) YTD PayGo Receipts are under projected. Further details on the status of PayGo can be found in the monthly PayGo Report on Hacienda website in Public Finance section.





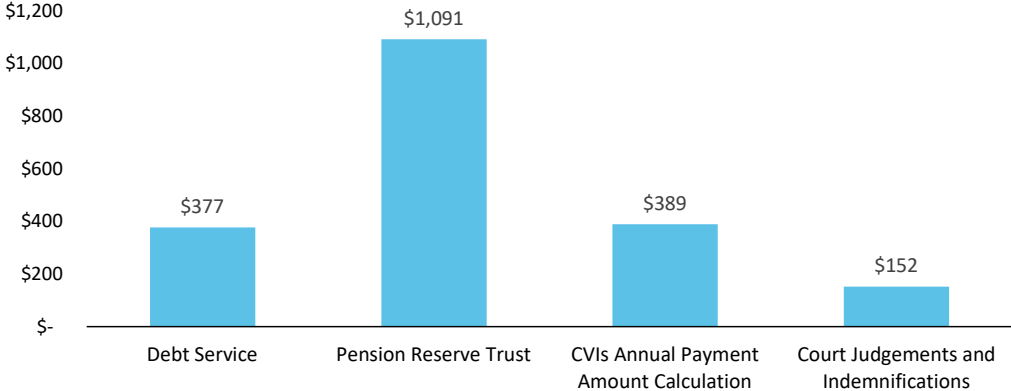
**Puerto Rico Department of Treasury | Hacienda**  
*Plan of Adjustment TSA Transfers Summary*

**Key Takeaways / Notes: Plan Disbursements**

- 1) A total of \$2,009M has been transferred out of the TSA for POA related payments during FY24. On January 26, \$49M were paid as part of the Eminent Domain Claims included in the POA.

<b>Plan-Related TSA Disbursements (\$M)</b>	<b>Actual YTD</b>
Debt Service	\$ 377
Pension Reserve Trust	1,091
CVIs Annual Payment Amount Calculation	389
Court Judgements and Indemnifications	152
<b>Total</b>	<b>\$ 2,009</b>

**Plan-Related TSA Disbursements (\$M)**



**Puerto Rico Department of Treasury | Hacienda**

Schedule A: Central Government - Live Web Portal AP by Payee Type (a) (b)

All Agencies

(figures in \$000s)

Continues and Continued...

ID	Agency Name	3rd Party Payables	Intergovernmental Payables	Total
071	Department of Health	\$ 195,761	\$ 7,582	\$ 203,343
081	Department of Education	134,455	9,036	143,491
049	Department of Transportation and Public Works	63,420	0	63,420
025	Hacienda (entidad interna - fines de contabilidad)	23,351	23	23,374
045	Department of Public Security	19,962	5	19,966
241	Administration for Integral Development of Childhood	11,482	1,878	13,360
095	Mental Health and Addiction Services Administration	12,742	49	12,791
050	Department of Natural and Environmental Resources	10,555	8	10,563
123	Families and Children Administration	9,692	74	9,766
014	Environmental Quality Board	8,754	329	9,084
127	Administration for Socioeconomic Development of the Far	9,045	22	9,067
067	Department of Labor and Human Resources	7,717	1	7,718
271	Office of Information Technology and Communications	6,978	-	6,978
137	Department of Correction and Rehabilitation	6,807	2	6,809
078	Department of Housing	4,331	796	5,127
122	Department of the Family	4,991	13	5,003
120	Veterans Advocate Office	4,584	2	4,586
024	Department of the Treasury	4,538	0	4,538
028	Commonwealth Election Commission	4,450	-	4,450
038	Department of Justice	3,883	0	3,884
043	Puerto Rico National Guard	3,483	5	3,488
018	Planning Board	3,033	0	3,033
087	Department of Sports and Recreation	2,286	96	2,382
126	Vocational Rehabilitation Administration	2,369	3	2,372
016	Office of Management and Budget	2,258	3	2,260
055	Department of Agriculture	2,106	-	2,106
208	Contributions to Municipalities	-	1,943	1,943
031	General Services Administration	1,468	1	1,469
124	Child Support Administration	1,388	5	1,393
105	Industrial Commission	1,213	1	1,214
026	Special Appropriations for the Central Government Retiree	664	-	664
311	Gaming Commission	646	-	646
155	State Historic Preservation Office	481	4	485
023	Department of State	438	-	438
022	Office of the Commissioner of Insurance	352	60	412
152	Elderly and Retired People Advocate Office	390	0	390
329	Socio-Economic Development Office	280	0	280
015	Office of the Governor	229	35	263
096	Women's Advocate Office	207	0	207
298	Public Service Regulatory Board	195	0	196
266	Office of Public Security Affairs	88	87	175
065	Public Services Commission	154	0	154

## Puerto Rico Department of Treasury | Hacienda

## Schedule A: Central Government - Live Web Portal AP by Payee Type (a) (b)

## All Agencies

(figures in \$000s)

Continues and Continued...

ID	Agency Name	3rd Party Payables	Intergovernmental Payables	Total
030	Office of Administration and Transformation of HR in the G	117	-	117
153	Advocacy for Persons with Disabilities of the Commonwealth	83	-	83
075	Office of the Financial Institutions Commissioner	63	-	63
060	Citizen's Advocate Office (Ombudsman)	57	1	58
069	Department of Consumer Affairs	50	0	50
034	Investigation, Prosecution and Appeals Commission	43	0	43
281	Office of the Electoral Comptroller	31	-	31
037	Civil Rights Commission	17	-	17
231	Health Advocate Office	16	0	16
226	Joint Special Counsel on Legislative Donations	15	-	15
068	Labor Relations Board	14	-	14
279	Public Service Appeals Commission	8	-	8
062	Cooperative Development Commission	2	-	2
139	Parole Board	1	0	1
220	Correctional Health	1	-	1
	Other	0	-	0
<b>Total</b>		<b>\$ 571,747</b>	<b>\$ 22,064</b>	<b>593,811</b>

Footnotes:

- (a) Data presented above represents the Central Government live AP Web Portal repository of third party and intergovernmental invoices by agency, implemented for FY2019. The full transition to managing central government payables through the web portal is not yet complete and therefore the table above may not represent all Central Government AP. Ongoing efforts with the largest agencies to implement the appropriate processes and controls needed to fully transition to the web portal and realize improvements in reporting and efficiency continue as of the date of this report.
- (b) On a go-forward basis, vendors submit invoices for approval through the live AP Web Portal where they are logged electronically, matched with the appropriate purchase order or other relevant documentation, and approved / vouchered at the agency level through the online interface.

## Puerto Rico Department of Treasury | Hacienda

## Schedule B: Central Government - Live Web Portal AP Aging (a) (b)

## All Agencies

(figures in \$000s)

Continues and Continued...

ID	Agency Name	0 - 30	31 - 60	61 - 90	Over 90 days	Total
071	Department of Health	\$ 20,897	\$ 16,178	\$ 7,992	\$ 158,275	\$ 203,343
081	Department of Education	50,372	38,571	18,296	36,252	143,491
049	Department of Transportation and Public Works	5,480	11,179	5,391	41,370	63,420
025	Hacienda (entidad interna - fines de contabilidad)	3,215	1,171	955	18,032	23,374
045	Department of Public Security	5,211	5,385	544	8,826	19,966
241	Administration for Integral Development of Childhood	3,102	2,052	2,251	5,955	13,360
095	Mental Health and Addiction Services Administration	5,574	1,208	537	5,471	12,791
050	Department of Natural and Environmental Resources	2,071	4,306	1,044	3,142	10,563
123	Families and Children Administration	4,193	2,357	978	2,238	9,766
014	Environmental Quality Board	263	255	40	8,525	9,084
127	Administration for Socioeconomic Development of the Family	1,604	2,682	1,362	3,419	9,067
067	Department of Labor and Human Resources	3,910	1,295	1,048	1,466	7,718
271	Office of Information Technology and Communications	1,401	1,577	722	3,277	6,978
137	Department of Correction and Rehabilitation	1,307	3,465	925	1,112	6,809
078	Department of Housing	1,824	1,035	514	1,754	5,127
122	Department of the Family	1,054	1,873	856	1,221	5,003
120	Veterans Advocate Office	98	36	53	4,399	4,586
024	Department of the Treasury	1,999	876	734	929	4,538
028	Commonwealth Election Commission	1,336	282	476	2,355	4,450
038	Department of Justice	2,602	349	291	642	3,884
043	Puerto Rico National Guard	574	576	313	2,026	3,488
018	Planning Board	700	1,474	510	350	3,033
087	Department of Sports and Recreation	229	293	775	1,085	2,382
126	Vocational Rehabilitation Administration	669	571	211	920	2,372
016	Office of Management and Budget	324	993	128	816	2,260
055	Department of Agriculture	119	765	50	1,172	2,106
208	Contributions to Municipalities	-	-	-	1,943	1,943
031	General Services Administration	361	553	264	291	1,469
124	Child Support Administration	259	847	72	215	1,393
105	Industrial Commission	118	120	62	915	1,214
026	Special Appropriations for the Central Government Retirement Sys	13	2	4	646	664
311	Gaming Commission	205	89	31	322	646
155	State Historic Preservation Office	229	135	30	90	485
023	Department of State	266	116	12	44	438
022	Office of the Commissioner of Insurance	22	333	24	34	412
152	Elderly and Retired People Advocate Office	131	61	9	189	390
329	Socio-Economic Development Office	44	146	38	52	280
015	Office of the Governor	144	35	78	7	263
096	Women's Advocate Office	167	21	6	13	207
298	Public Service Regulatory Board	99	63	24	10	196
266	Office of Public Security Affairs	11	0	10	154	175
065	Public Services Commission	-	153	-	1	154
030	Office of Administration and Transformation of HR in the Govt.	8	2	5	102	117
153	Advocacy for Persons with Disabilities of the Commonwealth of Pu	19	5	13	45	83
075	Office of the Financial Institutions Commissioner	10	40	13	-	63
060	Citizen's Advocate Office (Ombudsman)	50	2	6	1	58
069	Department of Consumer Affairs	42	4	3	0	50
034	Investigation, Prosecution and Appeals Commission	38	5	0	0	43
281	Office of the Electoral Comptroller	15	15	-	-	31
037	Civil Rights Commission	14	3	-	0	17

## Puerto Rico Department of Treasury | Hacienda

## Schedule B: Central Government - Live Web Portal AP Aging (a) (b)

## All Agencies

(figures in \$000s)

Continues and Continued...

ID	Agency Name	0 - 30	31 - 60	61 - 90	Over 90 days	Total
231	Health Advocate Office	1	16	0	-	16
226	Joint Special Counsel on Legislative Donations	0	0	0	15	15
068	Labor Relations Board	14	-	-	-	14
279	Public Service Appeals Commission	5	1	-	1	8
062	Cooperative Development Commission	0	1	-	1	2
139	Parole Board	1	-	-	0	1
220	Correctional Health	-	0	0	1	1
	Other	-	-	-	0	0
<b>Total</b>		<b>\$ 122,416</b>	<b>\$ 103,575</b>	<b>\$ 47,698</b>	<b>\$ 320,122</b>	<b>\$ 593,811</b>

Footnotes:

- (a) Data presented above represents the Central Government live AP Web Portal repository of third party and intergovernmental invoices by agency, implemented for FY2019. The full transition to managing central government payables through the web portal is not yet complete and therefore the table above may not represent all Central Government AP. Ongoing efforts with the largest agencies to implement the appropriate processes and controls needed to fully transition to the web portal and realize improvements in reporting and efficiency continue as of the date of this report.
- (b) On a go-forward basis, vendors submit invoices for approval through the live AP Web Portal where they are logged electronically, matched with the appropriate purchase order or other relevant documentation, and approved / vouchered at the agency level through the online interface.