

DEPARTMENT OF THE

TREASURY

GOVERNMENT OF PUERTO RICO



Government of Puerto Rico

Treasury Single Account ("TSA") FY 2025 Cash Flow

As of June 20, 2025

Disclaimer

- The Department of the Treasury of Puerto Rico (“Hacienda”), the Government of Puerto Rico (the “Government”), and each of their respective officers, directors, employees, agents, attorneys, advisors, members, partners or affiliates (collectively, with Hacienda and the Government the “Parties”) make no representation or warranty, express or implied, to any third party with respect to the information contained herein and all Parties expressly disclaim any such representations or warranties.
- The Parties do not owe or accept any duty or responsibility to any reader or recipient of this presentation, whether in contract or tort, and shall not be liable for or in respect of any loss, damage (including without limitation consequential damages or lost profits) or expense of whatsoever nature of such third party that may be caused by, or alleged to be caused by, the use of this presentation or that is otherwise consequent upon the gaining of access to this document by such third party.
- This document does not constitute an audit conducted in accordance with generally accepted auditing standards, an examination of internal controls or other attestation or review services in accordance with standards established by the American Institute of Certified Public Accountants or any other organization. Nor does this document constitute an audit of compliance with any other federal law, rule, or regulation. Accordingly, the Parties do not express an opinion or any other form of assurance on the financial statements or any financial or other information or the internal controls of the Government and the information contained herein.
- Any statements and assumptions contained in this document, whether forward-looking or historical, are not guarantees of future performance and involve certain risks, uncertainties, estimates and other assumptions made in this document. The economic and financial condition of the Government and its instrumentalities is affected by various financial, social, economic, environmental and political factors. These factors can be very complex, may vary from one fiscal year to the next and are frequently the result of actions taken or not taken, not only by the Government and its agencies and instrumentalities, but also by entities such as the government of the United States. Because of the uncertainty and unpredictability of these factors, their impact cannot be included in the assumptions contained in this document. Future events and actual results may differ materially from any estimates, projections, or statements contained herein. Nothing in this document should be considered as an express or implied commitment to do or take, or to refrain from taking, any action by Hacienda, the Government, or any government instrumentality in the Government or an admission of any fact or future event. Nothing in this document shall be considered a solicitation, recommendation or advice to any person to participate, pursue or support a particular course of action or transaction, to purchase or sell any security, or to make any investment decision.
- By receiving this document, the recipient shall be deemed to have acknowledged and agreed to the terms of these limitations.
- This document may contain capitalized terms that are not defined herein, or may contain terms that are discussed in other documents or that are commonly understood. You should make no assumptions about the meaning of capitalized terms that are not defined, and you should consult with advisors of Hacienda should clarification be required.

Glossary

Term	Definition
ACAA	- Automobile Accident Compensation Administration, or Administración de Compensaciones por Accidentes de Automoviles, is a component unit of the Commonwealth of Puerto Rico.
Act 154	- Act 154 means Act No. 154-2010, which, inter alia, imposes a temporary excise tax on the acquisition by multinationals of certain property manufactured or produced in whole or in part in Puerto Rico and on the acquisition of certain manufacturing services carried out in Puerto Rico. The Act 154 temporary excise tax expires on December 31, 2027.
AFI / PRIFA	- Infrastructure Financing Authority.
ASC	- Compulsory Liability Insurance, private insurance company.
ASES	- Puerto Rico Health Insurance Administration, a public corporation and component unit of the Commonwealth of Puerto Rico.
CINE	- Puerto Rico Cinema Fund, a recipient of certain assigned sales and use tax revenues.
COFINA	- Puerto Rico Sales Tax Financing Corporation.
DTPR	- Department of the Treasury of Puerto Rico also referred to as "Hacienda".
DTPR Collection System	- This is the software system that DTPR uses for collections.
FAM	- Municipal Fund Administration, a recipient of certain assigned sales and use tax revenues.
General Fund Collections	- All gross tax collections received and deposited into the TSA from all Hacienda Collection Posts, through the Hacienda Colecturia Virtual (online), and/or SURI, as well as certain pass-through collections and others.
General Fund	- General Fund (Operating Fund) means the Commonwealth principal operating fund; disbursements from such fund are generally approved through the Commonwealth's annual budgeting process.
Gross Payroll	- Gross Payroll is equal to the sum of: (i) Net Payroll from the DTPR RHUM system; (ii) Other Payroll and (iii) Cash outlays for wage garnishments by Agency.
HTA	- Puerto Rico Highways and Transportation Authority, a public corporation and a component unit of the Commonwealth of Puerto Rico.
Liquidity Plan (LP)	- The Liquidity Plan is the translation of the Certified Fiscal Plan ("CFP") and Certified Budget ("Budget") into a cash flow projection. The TSA Liquidity Plan encompasses all cash flow activity within the TSA. Certain cash flow activity is contemplated in the CFP and Budget, but occurs outside the TSA. Cash flow bridges from the TSA to the CFP and Budget have been included to facilitate comparison.
NAP	- NAP, or the Nutrition Assistance Program, also known as PAN, or Programa de Asistencia Nutricional is a federal assistance nutritional program provided by the United States Department of Agriculture (USDA) solely to Puerto Rico.
OMB	- The Office of Management and Budget of Puerto Rico.
Other Payroll	- Other Payroll expenses relate to employee withholdings, social security, insurance, and other deductions.
Other State Collections	- Inflows related to various Health Department programs, the State Insurance Fund, the Commissioner of Financial Institutions, interest earned on TSA bank accounts and others.
PayGo	- PayGo - Puerto Rico pension system that is funded through a pay-as-you-go system. Retirement benefits expenses of government employers are paid by the central government and reimbursed by the employers, with such funds received by the TSA.
Plan of Adjustment ("Plan")	- Plan to adjust the liabilities for the Commonwealth of Puerto Rico, the Puerto Rico Public Building Authority, and Employee Retirement System of the Government of Puerto Rico confirmed on 1/18/22 by the US District Court for the District of Puerto Rico under PROMESA.
PREPA	- Puerto Rico Electric Power Authority, a public corporation and a component unit of the Commonwealth of Puerto Rico.
PRITA	- Puerto Rico Integrated Transport Authority, a public corporation and component unit of the Commonwealth of Puerto Rico.
PSTBA	- The PSTBA is an amount established under Act 91-2006, as amended, and the Sales Tax Revenue Bond Resolution, as amended, and restated on June 10, 2009 (the "Bond Resolution"), that currently must be received by COFINA from 5.5% of the SUT before the Commonwealth can receive any of the other 5.5% SUT.
Public Corporation	- Public corporations are governmental authorities with autonomous structure separate from the central government administration and with independent treasury functions.
RHUM System	- This is the software system that DTPR uses for payroll.
SIFC	- State Insurance Fund Corporation, a public corporation and a component unit of the Commonwealth of Puerto Rico.
Special Revenue Receipts	- Collections made by central government agencies at collection posts for services rendered by the agencies as well as fees, licenses, permits, fines and others.
SURI	- Sistema Unificado de Rentas Internas is the new digital tool of the Department of the Treasury that will allow integration and streamlining of the administration of taxes and revenues and eliminate the complexity of the current systems for the benefit of the Treasury and the taxpayers.
SURI Sweep Account Transfers	- The SURI Sweep Account balance transfers is included as part of the General Fund Collections.
TSA	- Treasury Single Account, the Commonwealth's main operational bank account (concentration account) in which a majority of receipts from Governmental funds are deposited and from which most expenses are disbursed. TSA receipts include tax collections, charges for services, intergovernmental collections, the proceeds of short and long-term debt issuances and amounts held in custody by the Secretary of the Treasury for the benefit of the Commonwealth's fiduciary funds. Only a portion of the revenues received by the TSA is included in the annual General Fund budget presented to the Puerto Rico Legislative Assembly for approval. Other revenues are separately assigned by law to certain agencies or public corporations but still flow through the TSA.

Puerto Rico Department of Treasury | Hacienda
Executive Summary - TSA Cash Flow Actual Results
(figures in Millions)

Bank Cash Position	Weekly Cash Flow	YTD Net Cash Flow	YTD Actual vs LP Variance
\$11,286	\$497	\$1,236	\$1,086

Bridge from FY25 Liquidity Plan projected TSA Cash Balance to actual FY25 TSA Cash Balance as of June 20, 2025

Cash Flow line item	Variance Bridge (\$M)	Comments
Liquidity Plan RF Projected Cash Balance 6/20/25:	\$ 10,199	
1 State Collections	(353)	1. State collections are currently lower than projected. The negative variance is mainly driven by lower Special Revenue Fund collections of (\$330M), and General Fund Collections of (\$23M).
2 Federal Fund Net Cash Flow	92	2. Federal Funds reimbursements are often received with a timing difference in comparison with the disbursements, causing weekly variances. Net positive YTD variance is mainly driven by lower than projected Operating Disbursements of \$291M, and lower payroll and related costs of \$135M. This, partially offset by lower inflows on All Other Federal Programs and All Other Federal Funds Transfers of (\$361M).
3 Tax Credits & Refunds	(24)	3. Tax refunds and other tax credits are lower than projected cash flow.
4 Payroll and Related Costs	263	4. Payroll and related costs are currently lower than projected. The positive variance is driven by lower General Fund payroll of \$217M and lower Other State Fund payroll of \$47M.
5 Operating Disbursements	(172)	5. Operating disbursements are currently higher than projected. The negative variance is driven by higher General Fund disbursements of (\$278M), partially offset by lower Other State Fund disbursements of \$106M.
6 Custody Account Transfers	755	6. Custody account and other transfers are lower than projected, mainly due to timing differences.
All Other	576	
Actual TSA Cash Account Balance	\$ 11,286	

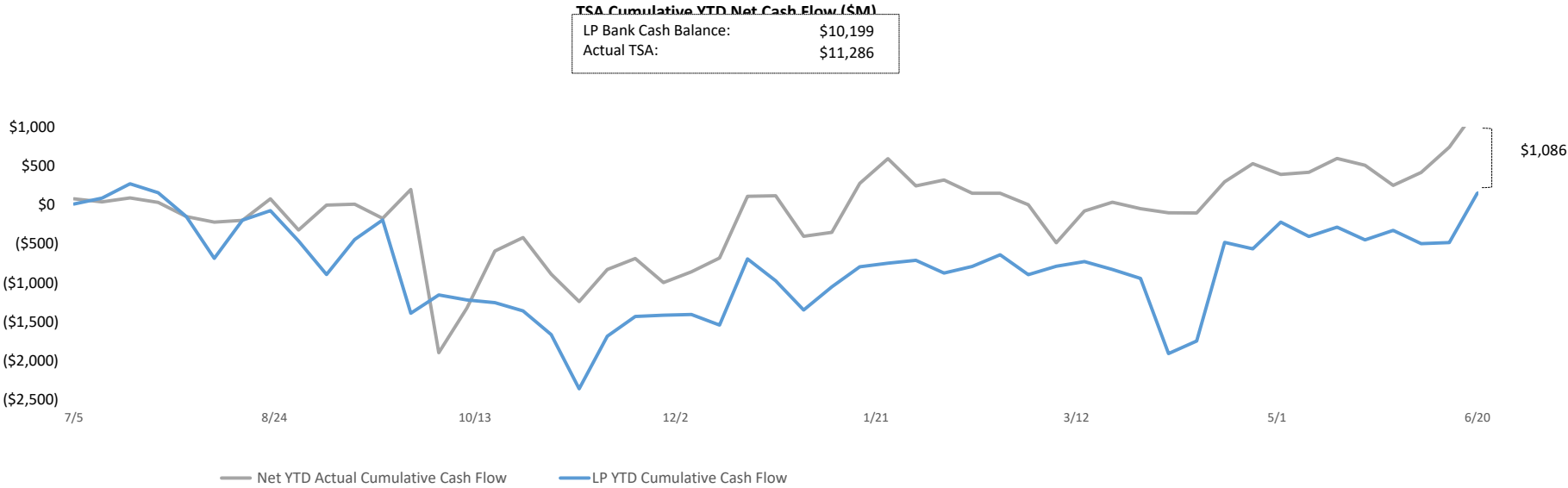
Memo: Summary of Cash Balances

TSA Operational Cash	\$ 9,391
TSA Reserves	1,895
Actual TSA Cash Account Balance	\$ 11,286

Introduction

- Enclosed is the weekly Treasury Single Account ("TSA") cash flow report and supporting schedules with weekly YTD FY2025 actual results compared to the FY2025 Liquidity Plan.
- TSA is the Commonwealth's main operational bank account (concentration account) in which a majority of receipts from Governmental funds are deposited and from which most expenses are disbursed.
- Receipts in the TSA include tax collections (including revenues assigned to certain public corporations and pledged for the payment of their debt service), charges for services, intergovernmental collections (such as reimbursements from Federal assistance grants), the proceeds of short and long-term debt issuances held in custody by the Secretary of Treasury for the benefit of the Government fiduciary funds, and other receipts. Only a portion of the revenues received by the TSA is included in the annual General Fund budget presented to the Puerto Rico Legislative Assembly for approval. Other revenues are separately assigned by law to certain agencies or public corporations but still flow through the TSA.
- Disbursements from the TSA include payroll and related costs, vendor and operational disbursements (including those reimbursed by Federal assistance grants and funded from Special Revenue Funds), welfare expenditures, capital outlays, debt service payments, required budgetary formulas and appropriation payments, pass-through payments of pledged revenues to certain public corporations, tax refunds, payments of current pension benefits and other disbursements.
- Federal funds related to disaster relief for hurricanes Irma and Maria are deposited in a separate bank account overseen by the Government Authorized Representative ("GAR"). Funds may be transferred to the TSA either: (i) after admissible disbursements (per approved Project Worksheets) have been made or (ii) once supporting documentation for an accrual or related expense are provided to and approved by FEMA. Therefore, FEMA funding may also be received in advance of actual cash disbursement, as payments to vendors may occur subsequent to when the corresponding services are rendered / expenses are recorded.
- Data limitations and commentary:
The government has focused on cash transaction information for which access to reliable, timely, and detailed data is readily available. The government continues to work with DTPR and other parties to access additional reliable data that would help to provide additional detail in the future.

Puerto Rico Department of Treasury | Hacienda
YTD TSA Cash Flow Summary - Actual vs LP



YTD Actuals vs. Liquidity Plan

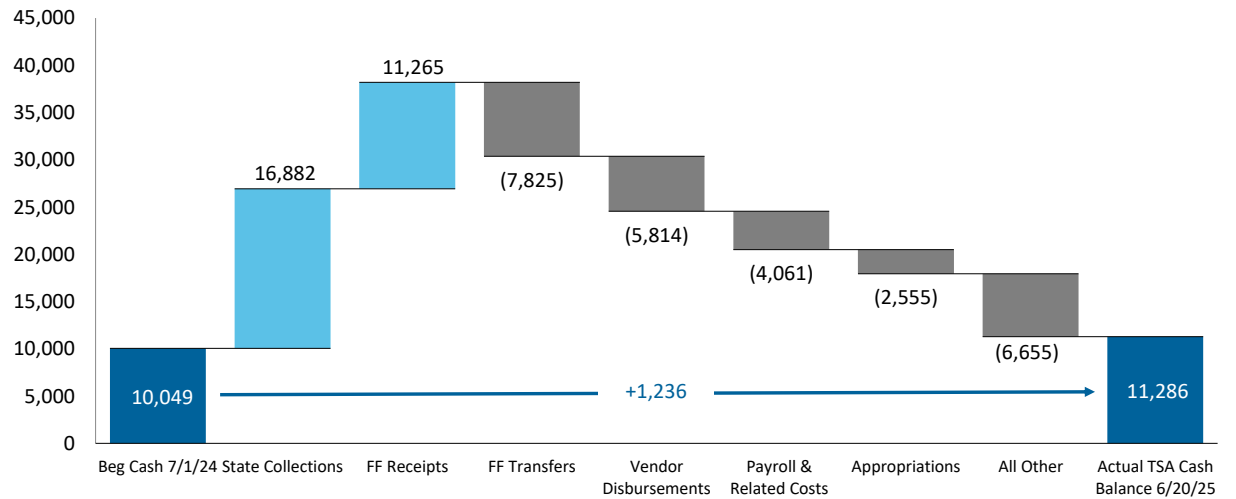
YTD net cash flow is \$1,236M and cash flow variance to the Liquidity Plan is \$1,086M, with various offsetting variances within.

Puerto Rico Department of Treasury | Hacienda
YTD Cash Flow Summary - TSA Cash Flow Actual Results

Net Cash Flow - YTD Actuals

- 1) The primary cash driver of FY25 are State Collections. Federal Fund inflows of \$11,265M represents 39% of YTD inflows, but are largely offset by Federal Fund transfers, with YTD net surplus of \$99M. Refer to page 13 for additional detail.

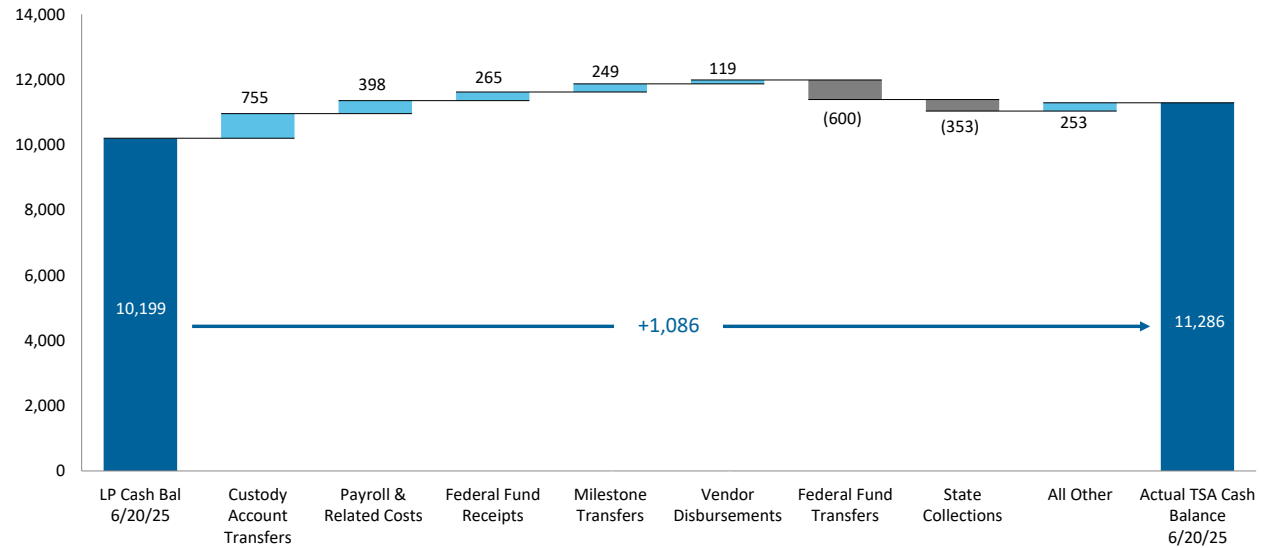
TSA YTD Cash Flow Actuals: Key Cash Flow Concepts (\$M)



Net Cash Flow YTD Variance - LP vs. Actual

- 1) Custody Account Transfers, Payroll and Related Costs, Federal Funds Receipts, Milestones Transfers, and Vendor Disbursements, are the main drivers of the YTD cash flow variance. This is partially offset by higher than projected Federal Funds Transfers and lower State Collections.

TSA YTD Top Cash Flow Variances (\$M)



Puerto Rico Department of Treasury | Hacienda

TSA Cash Flow Actual Results for the Week Ended June 20, 2025

	FY25 Actual	FY25 LP	Variance	FY25 Actual	FY25 LP	Variance
(figures in Millions)	6/20	6/20	6/20	YTD	YTD	YTD
<u>State Collections</u>						
1 General fund collections (a)	\$639	\$697	(\$58)	\$14,674	\$14,697	(\$23)
2 Other fund revenues & Pass-throughs (b)	3	3	0	350	387	(36)
3 Special Revenue receipts	5	21	(15)	473	621	(148)
4 All Other state collections (c)	21	60	(39)	1,385	1,530	(146)
5 Sweep Account Transfers (a)	—	—	—	—	—	—
6 Subtotal - State collections	\$669	\$780	(\$112)	\$16,882	\$17,235	(\$353)
<u>Federal Fund Receipts</u>						
7 Medicaid	19	—	19	3,947	3,788	159
8 Nutrition Assistance Program	48	72	(24)	2,945	2,958	(14)
9 All Other Federal Programs	28	33	(5)	3,362	3,804	(441)
10 Other - CRF & CSFRF and EITC	—	—	—	1,010	450	560
11 Subtotal - Federal Fund receipts	\$95	\$105	(\$10)	\$11,265	\$10,999	\$265
<u>Balance Sheet Related</u>						
12 Paygo charge	11	1	10	577	510	68
13 Other	—	—	—	—	—	—
14 Subtotal - Other Inflows	\$11	\$1	\$10	\$577	\$510	\$68
<u>Plan of Adjustment Related</u>						
15 CW Intragovernmental Transfers (d)	—	—	—	141	149	(8)
16 Other	—	—	—	—	—	—
17 Subtotal - Plan Inflows	—	—	—	\$141	\$149	(\$8)
18 Total Inflows	\$775	\$887	(\$112)	\$28,865	\$28,893	(\$28)
<u>Payroll and Related Costs (e)</u>						
19 General fund	(48)	(45)	(3)	(2,956)	(3,172)	217
20 Federal fund	(2)	(14)	12	(955)	(1,090)	135
21 Other State fund	(1)	(3)	2	(151)	(197)	47
22 Subtotal - Payroll and Related Costs	(\$52)	(\$63)	\$11	(\$4,061)	(\$4,460)	\$398
<u>Operating Disbursements (f)</u>						
23 General fund	(60)	(26)	(33)	(2,180)	(1,902)	(278)
24 Federal fund	(35)	(35)	(0)	(2,386)	(2,677)	291
25 Other State fund	(32)	(40)	8	(1,249)	(1,354)	106
26 Subtotal - Vendor Disbursements	(\$126)	(\$101)	(\$26)	(\$5,814)	(\$5,933)	\$119
<u>State-funded Budgetary Transfers</u>						
27 General Fund	(6)	(6)	(1)	(2,397)	(2,376)	(21)
28 Other State Fund	—	(16)	16	(157)	(281)	124
29 Subtotal - Appropriations - All Funds	(\$6)	(\$22)	\$15	(\$2,555)	(\$2,657)	\$102
<u>Federal Fund Transfers</u>						
30 Medicaid	—	(0)	0	(3,951)	(3,790)	(162)
31 Nutrition Assistance Program	(69)	(76)	7	(2,911)	(2,954)	43
32 Other - CRF & CSFRF and EITC	(0)	(1)	0	(963)	(482)	(481)
33 Subtotal - Federal Fund Transfers	(\$69)	(\$77)	\$7	(\$7,825)	(\$7,225)	(\$600)
<u>Other Disbursements - All Funds</u>						
34 Retirement Contributions	(2)	(5)	3	(2,433)	(2,550)	117
35 Tax Refunds & other tax credits (g)	(17)	32	(49)	(1,867)	(1,842)	(24)
36 PROMESA Mandates Costs	(4)	(5)	1	(110)	(192)	83
37 State Cost Share	—	—	—	—	—	—
38 Milestone Transfers	—	—	—	(53)	(302)	249
39 Custody Account Transfers	—	(14)	14	(713)	(1,467)	755
40 Other items paid from FY24 Surplus	—	—	—	—	—	—
41 Loans and Notes Transactions (h)	—	—	—	(150)	(100)	(50)
42 All Other	—	—	—	1	—	1
43 Subtotal - Other Disbursements - All Funds	(\$23)	\$8	(\$31)	(\$5,324)	(\$6,454)	\$1,130
<u>Plan of Adjustment Related</u>						
44 Disbursements to Paying Agent (i)	(2)	—	(2)	(2,050)	(2,014)	(36)
45 Direct Disbursements	—	—	—	—	—	—
46 Subtotal - Plan Disbursements	(\$2)	—	(\$2)	(\$2,050)	(\$2,014)	(\$36)
47 Total Outflows	(\$278)	(\$254)	(\$24)	(\$27,629)	(\$28,743)	\$1,114
48 Net Operating Cash Flow	\$497	\$633	(\$136)	\$1,236	\$150	\$1,086
49 Bank Cash Position, Beginning	10,789	9,567	1,222	10,049	10,049	0
50 Bank Cash Position, Ending	\$11,286	\$10,199	\$1,086	\$11,286	\$10,199	\$1,086
<u>Memo: Summary of Accounts</u>						
Operational	\$9,391					
Reserves (j)	1,895					
Total Bank Cash Position	\$11,286					

Puerto Rico Department of Treasury | Hacienda***FY25 TSA Cash Flow Actual Results - Footnotes*****Footnotes:**

- (a) Represents gross tax collections received and deposited from all Hacienda Collection Posts, through the Hacienda Colecturia Virtual (online) and/or SURI. Additionally, as of the date of this report, the "General Fund Collections" line item includes unreconciled collections due to DTPR transition to collecting various gross tax receipts through SURI system. The SURI Sweep Account balance transfers is included as part of the General Fund Collections.
- (b) These revenues are collected by DTPR and immediately appropriated.
- (c) Inflows related to the State Insurance Fund, the Department of Labor and Human Resources, the Commissioner of Financial Institutions, interest earned on TSA bank accounts and others. As of the date of this report, the TSA has received \$382.3M in interest income in FY25 from earnings on the TSA cash balance.
- (d) Transfer of CRIM portion pursuant to the POA. CRIM shall pay to the Commonwealth amounts collected by CRIM in connection with the 1.03% property tax levied pursuant to Act 53-2021 and which are due and owing to the Commonwealth.
- (e) Represents total gross payroll. Gross payroll includes net payroll disbursed to government employees, cash transfers to the Police Department for payroll costs, and other payroll related costs (employee withholdings, social security, insurance, and other deductions).
- (f) Includes payments to third-party vendors as well as intergovernmental payments to agencies with separate Treasuries.
- (g) Includes Federally Funded Employee Retention Credits.
- (h) On April 15, DTPR completed a disbursement to PREPA for the amount of \$25M as a loan from the Commonwealth to PREPA in order to fund the PREPA Employee Retirement System payment due in April 2025. On May 23, a second loan for \$25M was made and disbursed to fund the May 2025 payment. These loans were not projected, and as such, were not included in the Liquidity Plan.
- (i) On October 30, 2024, \$390M were disbursed relating to Contingent Value Instruments (CVIs) issued under the Commonwealth's Plan of Adjustment. This amount was higher than was projected in the LP, creating a permanent variance under this section.
- (j) Funds are held in a separate bank account outside of the TSA Operational Cash. Some of these funds are not restricted, as defined by the Governmental Accounting Standard Board (GASB), but have been segregated by the Government for the service to the debt and the Disaster Relief Fund, among other purposes.

Puerto Rico Department of Treasury | Hacienda
General Fund Collections Summary

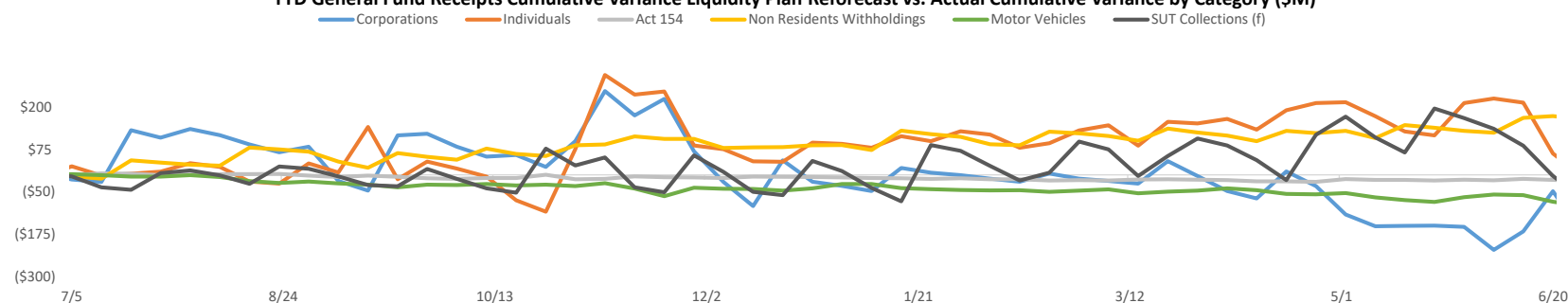
Key Takeaways / Notes

- 1) The Other General Fund may includes cash receipts that have not yet been allocated to specific concepts. The schedule on this page will be updated as information becomes available.

General Fund Collections Year to Date: Actual vs. Forecast (\$M)

	Actual (a) YTD 6/20	LP YTD 6/20	Var \$ YTD 6/20	Var % YTD 6/20
General Fund Collections				
Corporations	\$3,347	\$3,341	\$6	0%
Individuals	4,390	4,328	63	1%
Partnerships	361	388	(27)	-7%
Act 154	106	121	(15)	-12%
Non Residents Withholdings	1,053	887	166	19%
Current Year Collections	1,037	864	173	20%
Current Year NRW for FEDE (Act 73-2008) (b)	15	23	(7)	-33%
Motor Vehicles	667	746	(79)	-11%
Rum Tax (c)	227	202	25	12%
Alcoholic Beverages	271	293	(22)	-8%
Cigarettes (d)	117	132	(15)	-11%
Other General Fund	1,297	1,418	(121)	-9%
Total	\$11,836	\$11,856	(\$20)	0%
SUT Collections (e)	2,838	2,841	(3)	0%
Total General Fund Collections	\$ 14,674	\$ 14,697	\$ (23)	0%

YTD General Fund Receipts Cumulative Variance Liquidity Plan Reforecast vs. Actual Cumulative Variance by Category (\$M)

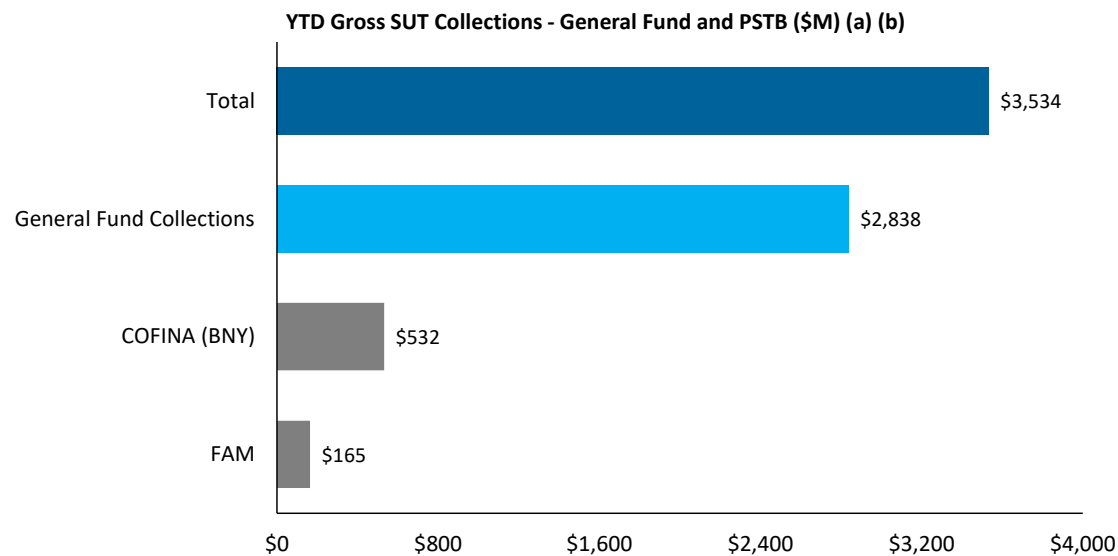


Footnotes:

- (a) General Fund gross cash receipts by concept are approximated using net General Fund revenues adjusted for recurring monthly gross-ups and other adjustments.
 (b) Relates to income tax reserves that are subsequently passed through to PRIDCO.
 (c) Rum Tax is higher than projected by \$25M.
 (d) Includes some cigarette tax collections that are subsequently passed through to HTA, PRMBA and other.
 (e) SUT collections excludes PSTBA, FAM & CINE, and only includes the amounts deposited into the TSA for General Fund use.

Puerto Rico Department of Treasury | Hacienda*Sales and Use Tax Collections Summary***Key Takeaways / Notes**

- 1) The proceeds from the Puerto Rico 10.5% SUT rate are allocated as follows: Of the 10.5%, 5.5% is deposited into a COFINA BNY Mellon account until the PSTBA cap is reached, and 4.5% is deposited into the General Fund. The remaining 0.5% is remitted to FAM.

Footnotes

- (a) This schedule reflects gross cash activity and is subject to revision based on periodic reconciliations and accounting adjustments.
- (b) As of June 20, 2025 there is \$135M in SUT collected pending verification and allocation. The verification process includes matching receipts with the appropriate returns and reconciling government account information. Once this process is complete, SUT funds are distributed in accordance with the COFINA Plan of Adjustment based on the ownership of funds and otherwise based on the limits on distributions established therein.

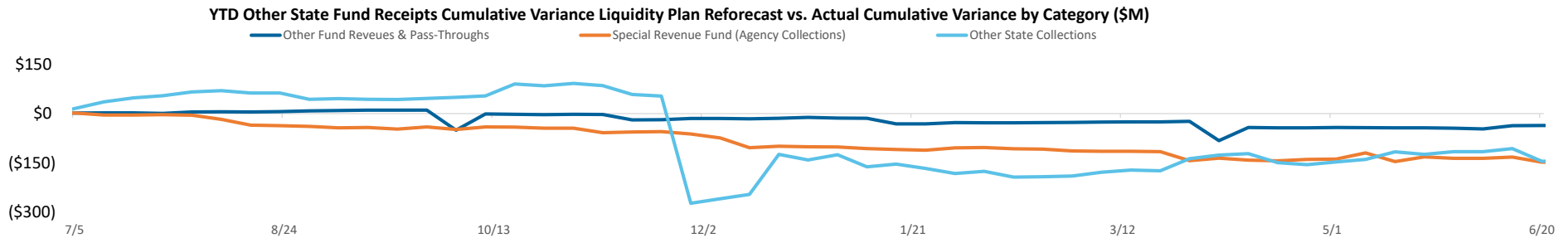
Puerto Rico Department of Treasury | Hacienda
Other State Fund Collections Summary

Key Takeaways / Notes

- 1) Other State Fund Collections are lower than projected in the Liquidity Plan. Generally, variances in Agency Collections are mainly driven by timing differences. In the case of All Other Agency Collections, the agencies driving this variance are the Dept. of Transportation and Public Works (\$117M), Dept. of Economic Dev. and Commerce of PR (\$54M), and Dept. of Recreation and Sports (\$20M), and Fire Bureau of Puerto Rico of (\$10M).
- 2) Other State Collections variance is mainly driven by (\$217M) lower than projected Funds under the Custody of the Department of Treasury due to timing differences, (\$43M) lower funds from All Other state collections, and (\$20M) on the Puerto Rico Gaming Commission. This, partially offset by \$55M higher than projected funds on the Office of the Commissioner of Insurance, \$41M higher Interest Income, \$25M higher on the Office of the Commissioner of Financial Institutions, and \$19M higher funds by the Department of Health.

Other State Fund Collections Year to Date: Actual vs. Forecast (\$M)

	Actual YTD 6/20	LP YTD 6/20	Var \$ YTD 6/20	Var % YTD 6/20
Other State Fund Collections				
Other Fund Revenues & Pass-Throughs	\$350	\$387	(\$36)	-9%
Electronic Lottery	163	202	(38)	-19%
ASC Pass Through	45	26	19	75%
ACCA Pass Through	82	83	(1)	-1%
Other	60	76	(16)	-21%
Special Revenue Fund (Agency Collections)	473	621	(148)	-24%
Department of Education	20	3	16	500%
Department of Health	70	58	12	20%
Department of State	30	5	24	456%
All Other	354	554	(201)	-36%
Other state collections	1,385	1,530	(146)	-10%
Interest Income	382	341	41	12%
Puerto Rico Gaming Commission	403	422	(20)	-5%
Department of Housing	25	30	(6)	-19%
Department of Health	133	114	19	16%
Office of the Commissioner of Insurance	63	7	55	784%
Funds under the Custody of the Department of Treasury	245	463	(217)	-47%
Office of the Commissioner of Financial Institutions	61	35	25	72%
All Other	73	117	(43)	-37%
Total	\$2,208	\$2,538	(\$330)	-13%



Puerto Rico Department of Treasury | Hacienda
Federal Funds Net Cash Flow Summary (a)

Key Takeaways / Notes

- 1) Receipts for the Nutritional Assistance Program (NAP) and Medicaid (ASES Pass-through) are received in advance of the subsequent pass-through disbursements. Federal Funds received for Payroll and Vendor Payments are typically reimbursed following disbursement. There may be temporary week to week surplus / (deficit) due to timing differences. These funds are held in a separate account outside of TSA. Some of the measures funded by the accounts are initially paid out through TSA, and later reimbursed from the respective external account.
- 2) As of the date of the report, \$311M of reimbursements related to Coronavirus Relief Fund (CRF) and Coronavirus State and Local Fiscal Recovery Funds (CSLFRF) have been received and (\$264M) were disbursed and reported herein as All Other Federal Funds Transfers; with a net cash flow of \$48M.
- 3) The Federal Funds are currently higher than projected. Net positive YTD variance is mainly driven by lower than projected outflows on Operating Disbursements of \$291M and lower Payroll and Related Costs of \$135M. This is partially offset by lower inflows on All Other Federal Programs and Federal Funds Transfers of (\$361M).
- 4) On February 24, a federal fund reimbursement of \$296M related to the Earned Income Tax Credit (EITC) was transferred to the General Fund. On March 12, a second reimbursement of \$403M was made, for a total of \$699M.

Footnotes

- (a) Please note that federal fund classification as represented here is based on the fund classification at the point of transaction. Agencies regularly review cash transactions and make accounting adjustments that result in fund reclassifications.

Weekly FF Net Surplus (Deficit)

Medicaid (ASES)	
Nutritional Assistance Program (NAP)	
Payroll / OpEx / Other Federal Programs, incl. COVID	
<i>Payroll / Vendor Disbursements / Other Federal Programs</i>	
<i>COVID-19 Federal Funds (CRF & CSLFRF)</i>	
Federally Reimbursable Tax Credits	
Total	

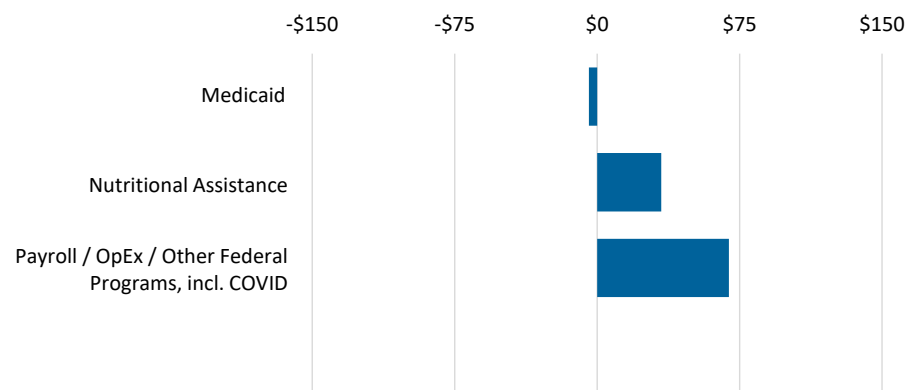
FF Inflows	FF Outflows	Net Cash Flow	LP Net Cash Flow	Variance
\$ 19	\$ -	\$ 19	\$ (0)	\$ 19
48	(69)	(21)	(4)	(17)
28	(38)	(10)	(17)	7
28	(36)	(8)	(17)	8
-	(2)	(2)	-	(2)
-	-	-	-	-
\$ 95	\$ (107)	\$ (12)	\$ (21)	\$ 9

YTD Cumulative FF Net Surplus (Deficit)

Medicaid (ASES)	
Nutritional Assistance Program (NAP)	
Payroll / OpEx / Other Federal Programs, incl. COVID	
<i>Payroll / Vendor Disbursements / Other Federal Programs</i>	
<i>COVID-19 Federal Funds (CRF & CSLFRF)</i>	
Federally Reimbursable Tax Credits	
Total	

FF Inflows	FF Outflows	Net Cash Flow	LP Net Cash Flow	Variance
\$ 3,947	\$ (3,951)	\$ (4)	\$ (2)	\$ (2)
2,945	(2,911)	34	5	29
3,674	(3,605)	69	4	65
3,363	(3,341)	21	4	17
311	(264)	48	-	48
699	(699)	-	-	-
\$ 11,265	\$ (11,166)	\$ 99	\$ 7	\$ 92

YTD Federal Funds Net Cash Flows (\$M)



Puerto Rico Department of Treasury | Hacienda
Payroll / Vendor Disbursements Summary

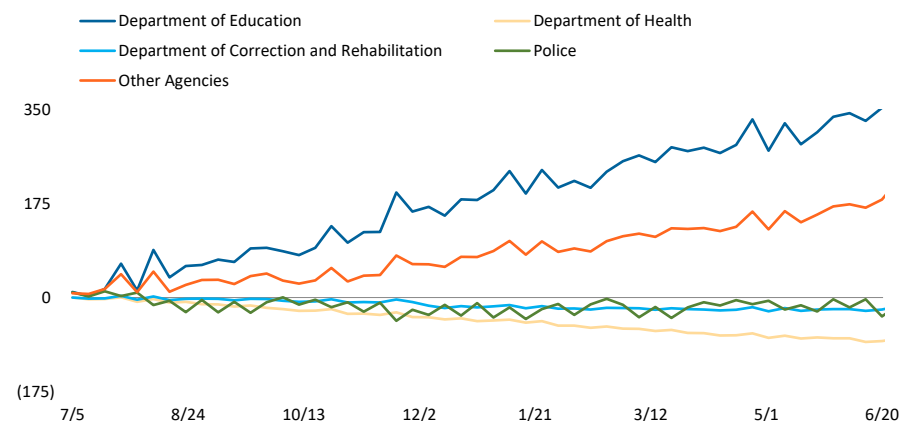
Key Takeaways / Notes : Gross Payroll

- Positive YTD payroll variance is primarily driven by lower than expected expenses by the Department of Education and All Other Agencies. This is partially offset by higher than projected expenses by the Department of Health, Police Department and the Department of Correction & Rehabilitation.

Gross Payroll (\$M) (a)

Agency	YTD Variance
Department of Education	\$ 354
Department of Health	(81)
Department of Correction & Rehabilitation	(22)
Police	(35)
All Other Agencies	183
Total YTD Variance	\$ 398

Cumulative YTD Variance - Payroll by Agency (\$M) (a)



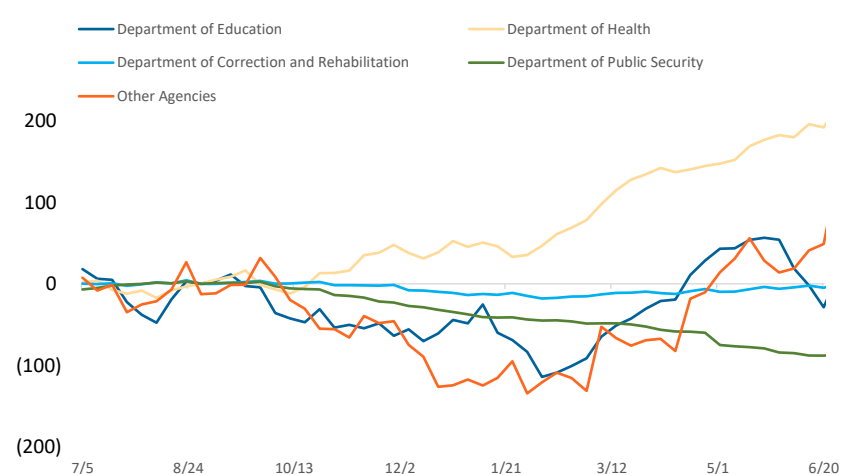
Key Takeaways / Notes : Vendor Disbursements

- Positive variance mainly due to lower than projected expenses related to the Department of Health, partially offset by higher than projected expenses from the Department of Public Security and the Department of Correction & Rehabilitation.

Vendor Disbursements (\$M)

Agency	YTD Variance
Department of Health	\$ 192
Department of Correction & Rehabilitation	(5)
Department of Education	(29)
Department of Public Security	(88)
All Other Agencies (b)	49
Total YTD Variance	\$ 119

Cumulative YTD Variance - Vendor Disbursements by Agency (\$M)



Footnotes

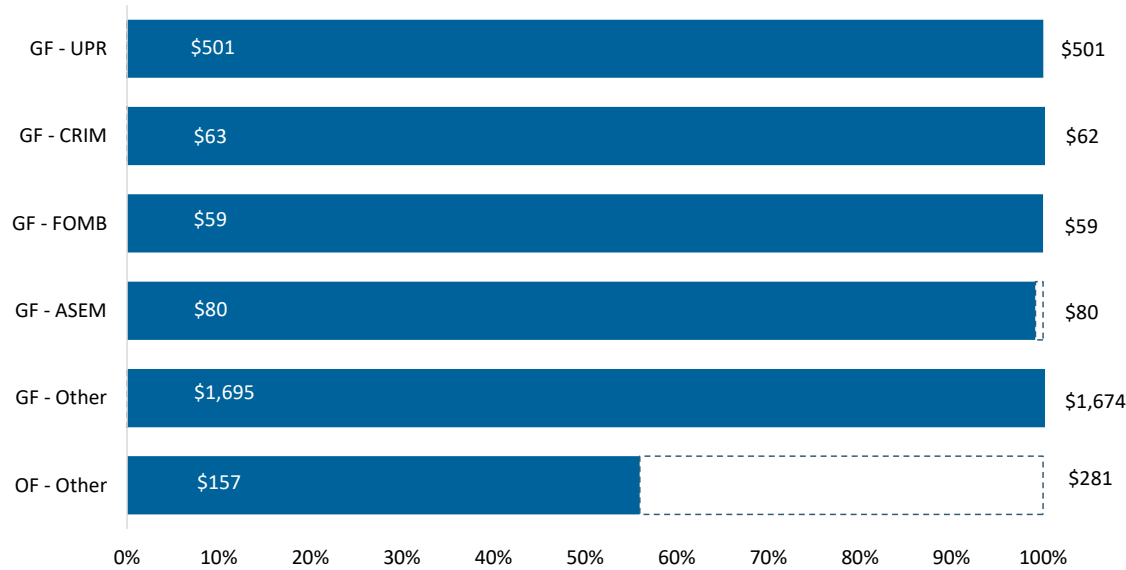
- Gross Payroll is equal to the sum of: (i) Net Payroll by Agency from the DTPR RHUM system; (ii) Other Payroll, and (iii) Cash outlays for wage garnishments by Agency.
- All Other Agencies variance mainly due lower disbursements on Department of Treasury of \$122M and Puerto Rico Police Bureau of \$115M. This is partially offset by higher disbursements of (\$126M) on Puerto Rico Gaming Commission and Contributions to Municipalities of (\$61M).

Puerto Rico Department of Treasury | Hacienda
State Funded Budgetary Transfers Summary

Key Takeaways / Notes

- 1.) General Fund appropriations are generally executed throughout the year on a consistent basis in the first week of a given month. The amount transferred each month is usually the sum of the receiving entity's budgeted amount for FY25 divided by twelve, subject to a 2.5% holdback through the first nine months of the fiscal year, to be disbursed during the fourth quarter following reconciliation of General Fund revenues to Fiscal Plan projections and subsequent approval and authorization for release by the Oversight Board and the Director of FOMB. Other General Fund transfers and Other Fund transfers require the recognition of certain revenues within DTPR accounting records prior to sending funds to a receiving entity.

YTD FY2025 Budgeted Appropriations Executed (\$M)



Remaining Appropriation Budget (\$M)

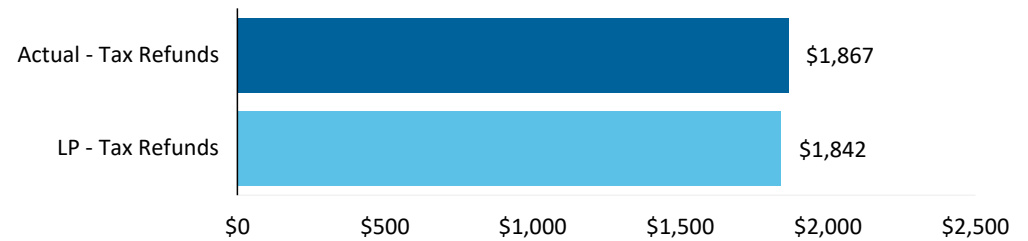
Entity Name	Full Year		
	Actual YTD	Expectation	Remaining
GF - UPR	\$ 501	\$ 501	\$ (0)
GF - CRIM	63	62	(1)
GF - FOMB	59	59	0
GF - ASEM	80	80	1
GF - Other	1,695	1,674	(20)
OF - Other	157	281	124
Total	\$ 2,555	\$ 2,658	\$ 103

YTD Appropriation Variance (\$M)

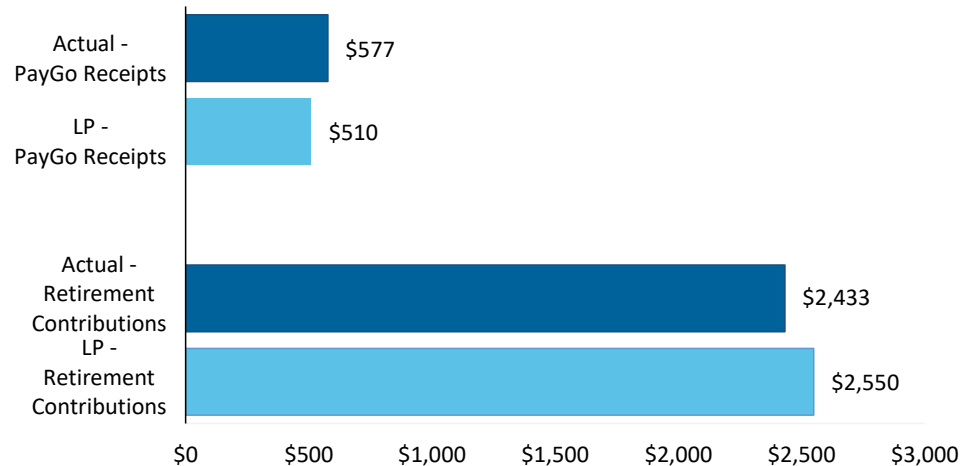
Entity Name	Actual YTD	LP YTD	Variance
GF - UPR	\$ 501	\$ 501	\$ (0)
GF - CRIM	63	62	(1)
GF - FOMB	59	59	0
GF - ASEM	80	80	1
GF - Other	1,695	1,674	(21)
OF - Other	157	281	124
Total	\$ 2,555	\$ 2,657	\$ 102

Puerto Rico Department of Treasury | Hacienda*Tax Refunds / PayGo and Pensions Summary***Key Takeaways / Notes : Tax Credits & Refunds**

- 1) Tax credits and refunds includes EITC distributions, refunds to individuals and seniors as well as other tax credits. Tax Credits and Refunds are \$24M lower than projected. On February 24, a federal fund reimbursement of \$296M related to the Earned Income Tax Credit (EITC) was transferred to the General Fund. On March 12, a second reimbursement of \$403M was made, for a total of \$699M.

YTD Tax Refunds Disbursed (\$M)**Key Takeaways / Notes : PayGo Receipts and Retirement Contributions**

- 1) YTD PayGo receipts are higher than projected. Further details on the status of PayGo can be found in the monthly PayGo Report on Hacienda website under the Public Finance section.

YTD PayGo Receipts and Retirement Contributions (\$M)

Puerto Rico Department of Treasury | Hacienda

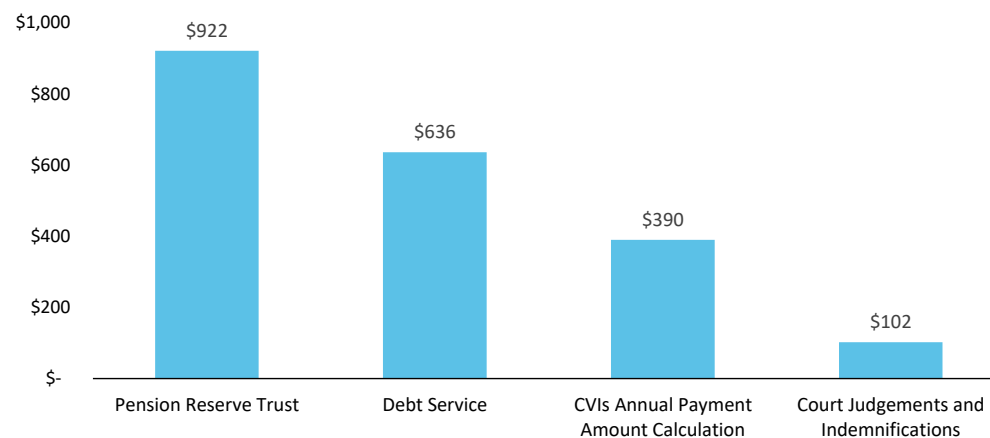
Plan of Adjustment TSA Transfers Summary

Key Takeaways / Notes: Plan Disbursements

- 1) A total of \$2,050M has been transferred out of the TSA for POA related payments during FY25.

Plan-Related TSA Disbursements (\$M)	Actual YTD
Pension Reserve Trust	\$ 922
<i>Annual Contribution</i>	<i>906</i>
<i>Monthly Act 80 Contributions</i>	<i>15</i>
Debt Service	636
CVIs Annual Payment Amount Calculation	390
Court Judgements and Indemnifications	102
<i>GUC Reserve</i>	<i>100</i>
<i>Eminent Domain Claims</i>	<i>2</i>
Total	\$ 2,050

Plan-Related TSA Disbursements (\$M)



Footnotes

- (a) CVIs Annual Payment is expected to be disbursed on or before November 1, 2024.

Puerto Rico Department of Treasury | Hacienda*Schedule A: Central Government - Live Web Portal AP by Payee Type (a) (b)**All Agencies**(figures in \$000s)**Continues and Continued...*

ID	Agency Name	3rd Party Payables	Intergovernmental Payables	Total
071	Department of Health	\$ 189,879	\$ 8,725	\$ 198,604
081	Department of Education	146,570	19,115	165,685
025	Hacienda (entidad interna - fines de contabilidad)	42,282	20	42,302
049	Department of Transportation and Public Works	41,708	121	41,828
050	Department of Natural and Environmental Resources	19,013	7,134	26,147
045	Department of Public Security	20,125	17	20,141
271	Office of Information Technology and Communications	18,855	121	18,977
067	Department of Labor and Human Resources	18,726	99	18,825
087	Department of Sports and Recreation	8,286	4,733	13,019
123	Families and Children Administration	10,615	107	10,722
137	Department of Correction and Rehabilitation	9,692	6	9,698
014	Environmental Quality Board	9,248	331	9,579
122	Department of the Family	9,189	61	9,251
095	Mental Health and Addiction Services Administration	7,859	23	7,882
127	Administration for Socioeconomic Development of the Family	6,202	392	6,594
126	Vocational Rehabilitation Administration	5,906	87	5,993
024	Department of the Treasury	5,083	-	5,083
241	Administration for Integral Development of Childhood	4,398	257	4,655
016	Office of Management and Budget	4,374	2	4,376
311	Gaming Commission	3,973	76	4,048
120	Veterans Advocate Office	4,013	-	4,013
028	Commonwealth Election Commission	3,782	1	3,783
031	General Services Administration	3,736	-	3,736
124	Child Support Administration	3,003	-	3,003
055	Department of Agriculture	2,607	-	2,607
078	Department of Housing	2,311	192	2,503
018	Planning Board	2,306	-	2,306
243	PNP Central Committee	1,828	-	1,828
043	Puerto Rico National Guard	1,816	2	1,819
155	State Historic Preservation Office	1,582	4	1,586
242	PPD Central Committee	1,388	-	1,388
038	Department of Justice	1,213	40	1,253
105	Industrial Commission	1,005	1	1,006
152	Elderly and Retired People Advocate Office	594	392	986
208	Contributions to Municipalities	-	810	810
096	Women's Advocate Office	712	-	712
023	Department of State	600	-	600
143	Office of Protection and Advocacy of Persons with Disabilities	424	131	555
329	Socio-Economic Development Office	167	338	505
015	Office of the Governor	300	1	301
022	Office of the Commissioner of Insurance	145	83	228
153	Advocacy for Persons with Disabilities of the Commonwealth	165	0	165

Puerto Rico Department of Treasury | Hacienda*Schedule A: Central Government - Live Web Portal AP by Payee Type (a) (b)**All Agencies**(figures in \$000s)**Continues and Continued...*

ID	Agency Name	3rd Party Payables	Intergovernmental Payables	Total
298	Public Service Regulatory Board	121	0	121
231	Health Advocate Office	94	-	94
291	Project Dignity	90	-	90
391	Movimiento Victoria Ciudadana	78	-	78
075	Office of the Financial Institutions Commissioner	71	-	71
069	Department of Consumer Affairs	61	-	61
060	Citizen's Advocate Office (Ombudsman)	47	0	47
281	Office of the Electoral Comptroller	40	-	40
226	Joint Special Counsel on Legislative Donations	35	-	35
279	Public Service Appeals Commission	33	-	33
030	Office of Administration and Transformation of HR in the Gov	20	0	20
068	Labor Relations Board	13	-	13
034	Investigation, Prosecution and Appeals Commission	9	0	9
139	Parole Board	9	-	9
266	Office of Public Security Affairs	2	6	8
037	Civil Rights Commission	8	-	8
026	Special Appropriations for the Central Government Retirement	4	-	4
062	Cooperative Development Commission	2	-	2
	Other	1	-	1
Total		\$ 616,417	\$ 43,428	\$ 659,845

Footnotes:

- (a) *Data presented above represents the Central Government live AP Web Portal repository of third party and intergovernmental invoices by agency, implemented for FY2019. The full transition to managing central government payables through the web portal is not yet complete and therefore the table above may not represent all Central Government AP. Ongoing efforts with the largest agencies to implement the appropriate processes and controls needed to fully transition to the web portal and realize improvements in reporting and efficiency continue as of the date of this report.*
- (b) *On a go-forward basis, vendors submit invoices for approval through the live AP Web Portal where they are logged electronically, matched with the appropriate purchase order or other relevant documentation, and approved / vouchered at the agency level through the online interface.*

Puerto Rico Department of Treasury | Hacienda*Schedule B: Central Government - Live Web Portal AP Aging (a) (b)**All Agencies**(figures in \$000s)**Continues and Continued...*

ID	Agency Name	0 - 30	31 - 60	61 - 90	Over 90 days	Total
071	Department of Health	23,119	14,000	5,755	155,731	198,604
081	Department of Education	61,930	13,405	22,261	68,090	165,685
025	Hacienda (entidad interna - fines de contabilidad)	836	7,272	1,052	33,142	42,302
049	Department of Transportation and Public Works	14,250	10,186	1,469	15,923	41,828
050	Department of Natural and Environmental Resources	9,243	1,245	789	14,869	26,147
045	Department of Public Security	4,927	2,443	7,297	5,474	20,141
271	Office of Information Technology and Communications	11,243	1,955	209	5,570	18,977
067	Department of Labor and Human Resources	3,306	3,548	3,423	8,548	18,825
087	Department of Sports and Recreation	4,855	870	755	6,539	13,019
123	Families and Children Administration	2,254	862	337	7,269	10,722
137	Department of Correction and Rehabilitation	5,071	1,750	1,459	1,419	9,698
014	Environmental Quality Board	318	133	195	8,933	9,579
122	Department of the Family	2,640	1,957	1,243	3,410	9,251
095	Mental Health and Addiction Services Administration	4,119	1,256	359	2,148	7,882
127	Administration for Socioeconomic Development of the Family	2,210	1,544	627	2,213	6,594
126	Vocational Rehabilitation Administration	1,385	733	556	3,318	5,993
024	Department of the Treasury	3,378	1,249	69	387	5,083
241	Administration for Integral Development of Childhood	1,307	817	507	2,024	4,655
016	Office of Management and Budget	822	721	1,427	1,407	4,376
311	Gaming Comission	3,815	135	62	37	4,048
120	Veterans Advocate Office	536	396	3	3,078	4,013
028	Commonwealth Election Commission	695	199	276	2,612	3,783
031	General Services Administration	2,533	558	294	351	3,736
124	Child Support Administration	842	381	128	1,652	3,003
055	Department of Agriculture	154	296	52	2,105	2,607
078	Department of Housing	1,852	567	32	51	2,503
018	Planning Board	185	378	13	1,730	2,306
243	PNP Central Committee	-	-	-	1,828	1,828
043	Puerto Rico National Guard	762	665	388	4	1,819
155	State Historic Preservation Office	508	135	81	862	1,586
242	PPD Central Committee	-	-	-	1,388	1,388
038	Department of Justice	556	251	155	291	1,253
105	Industrial Commission	147	258	1	600	1,006
152	Elderly and Retired People Advocate Office	739	61	38	148	986
208	Contributions to Municipalities	-	-	-	810	810
096	Women's Advocate Office	191	295	109	117	712
023	Department of State	340	100	51	108	600
143	Office of Protection and Advocacy of Persons with Disabilities	8	6	6	534	555
329	Socio-Economic Development Office	51	35	358	62	505
015	Office of the Governor	128	15	6	152	301
022	Office of the Commissioner of Insurance	219	5	1	2	228
153	Advocacy for Persons with Disabilities of the Commonwealth of Pue	159	0	3	2	165
298	Public Service Regulatory Board	103	14	4	0	121

Puerto Rico Department of Treasury | Hacienda

Schedule B: Central Government - Live Web Portal AP Aging (a) (b)

All Agencies

(figures in \$000s)

Continues and Continued...

ID	Agency Name	0 - 30	31 - 60	61 - 90	Over 90 days	Total
231	Health Advocate Office	7	-	84	3	94
291	Project Dignity	-	-	-	90	90
391	Movimiento Victoria Ciudadana	-	-	-	78	78
075	Office of the Financial Institutions Commissioner	71	-	-	-	71
069	Department of Consumer Affairs	34	10	11	6	61
060	Citizen's Advocate Office (Ombudsman)	33	0	6	8	47
281	Office of the Electoral Comptroller	30	2	6	1	40
226	Joint Special Counsel on Legislative Donations	31	2	0	3	35
279	Public Service Appeals Commission	30	-	0	3	33
030	Office of Administration and Transformation of HR in the Govt.	3	0	-	17	20
068	Labor Relations Board	13	-	-	-	13
034	Investigation, Prosecution and Appeals Commission	7	1	-	1	9
139	Parole Board	5	3	1	0	9
266	Office of Public Security Affairs	2	1	-	6	8
037	Civil Rights Commission	4	3	-	0	8
026	Special Appropriations for the Central Government Retirement System	2	-	2	-	4
062	Cooperative Development Commission	2	-	-	-	2
	Other	-	0	0	1	1
Total		\$ 172,008	\$ 70,720	\$ 51,962	\$ 365,155	\$ 659,845

Footnotes:

- (a) Data presented above represents the Central Government live AP Web Portal repository of third party and intergovernmental invoices by agency, implemented for FY2019. The full transition to managing central government payables through the web portal is not yet complete and therefore the table above may not represent all Central Government AP. Ongoing efforts with the largest agencies to implement the appropriate processes and controls needed to fully transition to the web portal and realize improvements in reporting and efficiency continue as of the date of this report.
- (b) On a go-forward basis, vendors submit invoices for approval through the live AP Web Portal where they are logged electronically, matched with the appropriate purchase order or other relevant documentation, and approved / vouchered at the agency level through the online interface.