

DEPARTMENT OF THE

# TREASURY

GOVERNMENT OF PUERTO RICO



## ***Government of Puerto Rico***

*Treasury Single Account ("TSA") FY 2026 Cash Flow*

***As of May 29, 2026***

## Glossary

| Term                                | Definition  |
|-------------------------------------|---|
| <b>ACAA</b>                         | - Automobile Accident Compensation Administration, or Administración de Compensaciones por Accidentes de Automoviles, is a component unit of the Commonwealth of Puerto Rico.   |
| <b>Act 154</b>                      | - Act 154 means Act No. 154-2010, which, inter alia, imposes a temporary excise tax on the acquisition by multinationals of certain property manufactured or produced in whole or in part in Puerto Rico and on the acquisition of certain manufacturing services carried out in Puerto Rico. The Act 154 temporary excise tax expires on December 31, 2027.  |
| <b>AFI / PRIFA</b>                  | - Infrastructure Financing Authority.   |
| <b>ASC</b>                          | - Compulsory Liability Insurance, private insurance company.  |
| <b>ASES</b>                         | - Puerto Rico Health Insurance Administration, a public corporation and component unit of the Commonwealth of Puerto Rico.  |
| <b>CINE</b>                         | - Puerto Rico Cinema Fund, a recipient of certain assigned sales and use tax revenues.  |
| <b>COFINA</b>                       | - Puerto Rico Sales Tax Financing Corporation.  |
| <b>DTPR</b>                         | - Department of the Treasury of Puerto Rico also referred to as "Hacienda".   |
| <b>DTPR Collection System</b>       | - This is the software system that DTPR uses for collections.   |
| <b>FAM</b>                          | - Municipal Fund Administration, a recipient of certain assigned sales and use tax revenues.  |
| <b>General Fund Collections</b>     | - All gross tax collections received and deposited into the TSA from all Hacienda Collection Posts, through the Hacienda Colecturia Virtual (online), and/or SURI, as well as certain pass-through collections and others.  |
| <b>General Fund</b>                 | - General Fund (Operating Fund) means the Commonwealth principal operating fund; disbursements from such fund are generally approved through the Commonwealth's annual budgeting process.   |
| <b>Gross Payroll</b>                | - Gross Payroll is equal to the sum of: (i) Net Payroll from the DTPR RHUM system; (ii) Other Payroll and (iii) Cash outlays for wage garnishments by Agency.   |
| <b>HTA</b>                          | - Puerto Rico Highways and Transportation Authority, a public corporation and a component unit of the Commonwealth of Puerto Rico.  |
| <b>Liquidity Plan (LP)</b>          | - The Liquidity Plan is the translation of the Certified Fiscal Plan ("CFP") and Certified Budget ("Budget") into a cash flow projection. The TSA Liquidity Plan encompasses all cash flow activity within the TSA. Certain cash flow activity is contemplated in the CFP and Budget, but occurs outside the TSA. Cash flow bridges from the TSA to the CFP and Budget have been included to facilitate comparison.   |
| <b>NAP</b>                          | - NAP, or the Nutrition Assistance Program, also known as PAN, or Programa de Asistencia Nutricional is a federal assistance nutritional program provided by the United States Department of Agriculture (USDA) solely to Puerto Rico.  |
| <b>OMB</b>                          | - The Office of Management and Budget of Puerto Rico.   |
| <b>Other Payroll</b>                | - Other Payroll expenses relate to employee withholdings, social security, insurance, and other deductions.   |
| <b>Other State Collections</b>      | - Inflows related to various Health Department programs, the State Insurance Fund, the Commissioner of Financial Institutions, interest earned on TSA bank accounts and others.   |
| <b>PayGo</b>                        | - PayGo - Puerto Rico pension system that is funded through a pay-as-you-go system. Retirement benefits expenses of government employers are paid by the central government and reimbursed by the employers, with such funds received by the TSA.   |
| <b>Plan of Adjustment ("Plan")</b>  | - Plan to adjust the liabilities for the Commonwealth of Puerto Rico, the Puerto Rico Public Building Authority, and Employee Retirement System of the Government of Puerto Rico confirmed on 1/18/22 by the US District Court for the District of Puerto Rico under PROMESA.   |
| <b>PREPA</b>                        | - Puerto Rico Electric Power Authority, a public corporation and a component unit of the Commonwealth of Puerto Rico.   |
| <b>PRITA</b>                        | - Puerto Rico Integrated Transport Authority, a public corporation and component unit of the Commonwealth of Puerto Rico.   |
| <b>PSTBA</b>                        | - The PSTBA is an amount established under Act 91-2006, as amended, and the Sales Tax Revenue Bond Resolution, as amended, and restated on June 10, 2009 (the "Bond Resolution"), that currently must be received by COFINA from 5.5% of the SUT before the Commonwealth can receive any of the other 5.5% SUT.   |
| <b>Public Corporation</b>           | - Public corporations are governmental authorities with autonomous structure separate from the central government administration and with independent treasury functions.   |
| <b>RHUM System</b>                  | - This is the software system that DTPR uses for payroll.   |
| <b>SIFC</b>                         | - State Insurance Fund Corporation, a public corporation and a component unit of the Commonwealth of Puerto Rico.   |
| <b>Special Revenue Receipts</b>     | - Collections made by central government agencies at collection posts for services rendered by the agencies as well as fees, licenses, permits, fines and others.   |
| <b>SURI</b>                         | - Sistema Unificado de Rentas Internas is the new digital tool of the Department of the Treasury that will allow integration and streamlining of the administration of taxes and revenues and eliminate the complexity of the current systems for the benefit of the Treasury and the taxpayers.  |
| <b>SURI Sweep Account Transfers</b> | - The SURI Sweep Account balance transfers is included as part of the General Fund Collections.   |
| <b>TSA</b>                          | - Treasury Single Account, the Commonwealth's main operational bank account (concentration account) in which a majority of receipts from Governmental funds are deposited and from which most expenses are disbursed. TSA receipts include tax collections, charges for services, intergovernmental collections, the proceeds of short and long-term debt issuances and amounts held in custody by the Secretary of the Treasury for the benefit of the Commonwealth's fiduciary funds. Only a portion of the revenues received by the TSA is included in the annual General Fund budget presented to the Puerto Rico Legislative Assembly for approval. Other revenues are separately assigned by law to certain agencies or public corporations but still flow through the TSA. |

## Disclaimer

- The Department of the Treasury of Puerto Rico (“Hacienda”), the Government of Puerto Rico (the “Government”), and each of their respective officers, directors, employees, agents, attorneys, advisors, members, partners or affiliates (collectively, with Hacienda and the Government the “Parties”) make no representation or warranty, express or implied, to any third party with respect to the information contained herein and all Parties expressly disclaim any such representations or warranties.
- The Parties do not owe or accept any duty or responsibility to any reader or recipient of this presentation, whether in contract or tort, and shall not be liable for or in respect of any loss, damage (including without limitation consequential damages or lost profits) or expense of whatsoever nature of such third party that may be caused by, or alleged to be caused by, the use of this presentation or that is otherwise consequent upon the gaining of access to this document by such third party.
- This document does not constitute an audit conducted in accordance with generally accepted auditing standards, an examination of internal controls or other attestation or review services in accordance with standards established by the American Institute of Certified Public Accountants or any other organization. Nor does this document constitute an audit of compliance with any other federal law, rule, or regulation. Accordingly, the Parties do not express an opinion or any other form of assurance on the financial statements or any financial or other information or the internal controls of the Government and the information contained herein.
- Any statements and assumptions contained in this document, whether forward-looking or historical, are not guarantees of future performance and involve certain risks, uncertainties, estimates and other assumptions made in this document. The economic and financial condition of the Government and its instrumentalities is affected by various financial, social, economic, environmental and political factors. These factors can be very complex, may vary from one fiscal year to the next and are frequently the result of actions taken or not taken, not only by the Government and its agencies and instrumentalities, but also by entities such as the government of the United States. Because of the uncertainty and unpredictability of these factors, their impact cannot be included in the assumptions contained in this document. Future events and actual results may differ materially from any estimates, projections, or statements contained herein. Nothing in this document should be considered as an express or implied commitment to do or take, or to refrain from taking, any action by Hacienda, the Government, or any government instrumentality in the Government or an admission of any fact or future event. Nothing in this document shall be considered a solicitation, recommendation or advice to any person to participate, pursue or support a particular course of action or transaction, to purchase or sell any security, or to make any investment decision.
- By receiving this document, the recipient shall be deemed to have acknowledged and agreed to the terms of these limitations.
- This document may contain capitalized terms that are not defined herein, or may contain terms that are discussed in other documents or that are commonly understood. You should make no assumptions about the meaning of capitalized terms that are not defined, and you should consult with advisors of Hacienda should clarification be required.

## Introduction

- Enclosed is the weekly Treasury Single Account ("TSA") cash flow report and supporting schedules with weekly YTD FY2026 actual results compared to the FY2026 Liquidity Plan.
- TSA is the Commonwealth's main operational bank account (concentration account) in which a majority of receipts from Governmental funds are deposited and from which most expenses are disbursed.
- Receipts in the TSA include tax collections (including revenues assigned to certain public corporations and pledged for the payment of their debt service), charges for services, intergovernmental collections (such as reimbursements from Federal assistance grants), the proceeds of short and long-term debt issuances held in custody by the Secretary of Treasury for the benefit of the Government fiduciary funds, and other receipts. Only a portion of the revenues received by the TSA is included in the annual General Fund budget presented to the Puerto Rico Legislative Assembly for approval. Other revenues are separately assigned by law to certain agencies or public corporations but still flow through the TSA.
- Disbursements from the TSA include payroll and related costs, vendor and operational disbursements (including those reimbursed by Federal assistance grants and funded from Special Revenue Funds), welfare expenditures, capital outlays, debt service payments, required budgetary formulas and appropriation payments, pass-through payments of pledged revenues to certain public corporations, tax refunds, payments of current pension benefits and other disbursements.
- Federal funds related to disaster relief for hurricanes Irma and Maria are deposited in a separate bank account overseen by the Government Authorized Representative ("GAR"). Funds may be transferred to the TSA either: (i) after admissible disbursements (per approved Project Worksheets) have been made or (ii) once supporting documentation for an accrual or related expense are provided to and approved by FEMA. Therefore, FEMA funding may also be received in advance of actual cash disbursement, as payments to vendors may occur subsequent to when the corresponding services are rendered / expenses are recorded.
- Data limitations and commentary:  
The government has focused on cash transaction information for which access to reliable, timely, and detailed data is readily available. The government continues to work with DTPR and other parties to access additional reliable data that would help to provide additional detail in the future.

**Puerto Rico Department of Treasury | Hacienda**  
*Executive Summary - TSA Cash Flow Actual Results*  
*(figures in Millions)*

|                           |                         |                          |                                  |
|---------------------------|-------------------------|--------------------------|----------------------------------|
| <b>Bank Cash Position</b> | <b>Weekly Cash Flow</b> | <b>YTD Net Cash Flow</b> | <b>YTD Actual vs LP Variance</b> |
| <b>\$12,108</b>           | <b>\$320</b>            | <b>\$745</b>             | <b>\$1,767</b>                   |

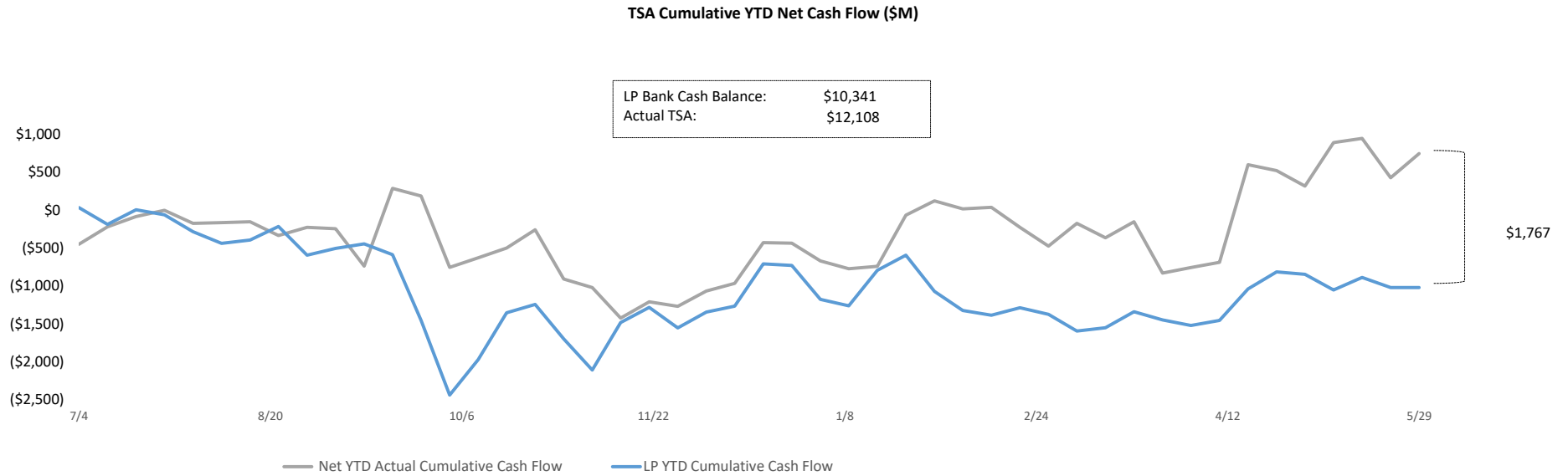
**Bridge from FY26 Liquidity Plan projected TSA Cash Balance to actual FY26 TSA Cash Balance as of May 29, 2026**

| <u>Cash Flow line item</u>                        | <u>Variance Bridge (\$M)</u> | <u>Comments</u>  |
|---|------------------------------|--|
| Liquidity Plan RF Projected Cash Balance 5/29/26: | \$ 10,341                    |  |
| 1 State Collections                               | 861                          | 1. State collections are currently higher than projected. The positive variance is mainly driven by higher General Funds of \$756M and \$104M on Special Revenue Funds.  |
| 2 Federal Fund Net Cash Flow                      | 216                          | 2. Federal Funds reimbursements are frequently received later than the related disbursements, resulting in week-to-week fluctuations. The year-to-date favorable variance is mainly attributable to lower than projected operating disbursements by \$676M, higher NAP of \$135M, and higher All Other Federal Funds transfers by \$24M. These favorable impacts are partially offset by lower than projected funds on All Other Federal Programs by (\$511M), lower net Medicaid net cash flow of (\$25M) and higher than projected payroll and related costs by (\$87M). |
| 3 Tax Credits & Refunds                           | (550)                        |  |
| 4 Payroll and Related Costs                       | 366                          |  |
| 5 Operating Disbursements                         | 147                          | 3. Tax Refunds and other tax credits are higher than projected. The variance is mainly due to approximately \$346 million in incentive tax refunds not included in the FY2026 Liquidity Plan, with the remainder driven by timing differences in tax-related disbursements. Federal EITC reimbursements totaled \$717 million year to date, including \$566 million received on March 3 and \$151 million on March 13.   |
| 6 Custody Account Transfers                       | 515                          |  |
| All Other   | 219                          | 4. Payroll and related costs are currently lower than projected. The positive variance is driven by lower payroll costs on General Funds by \$312M and Other State Funds by \$54M.   |
| <b>Actual TSA Cash Account Balance</b>            | <b>\$ 12,108</b>             | 5. Operating disbursements are currently lower than projected. The positive variance is driven by lower General Fund disbursements of \$134M and lower Other State Fund disbursements of \$14M.<br><br>6. Custody account and other transfers are lower than projected, mainly due to timing differences.  |

**Memo: Summary of Cash Balances**

|  |                  |
|--|------------------|
| TSA Operational Cash                   | \$ 9,205         |
| TSA Reserves                           | 2,903            |
| <b>Actual TSA Cash Account Balance</b> | <b>\$ 12,108</b> |

**Puerto Rico Department of Treasury | Hacienda**  
 YTD TSA Cash Flow Summary - Actual vs LP



**YTD Actuals vs. Liquidity Plan**

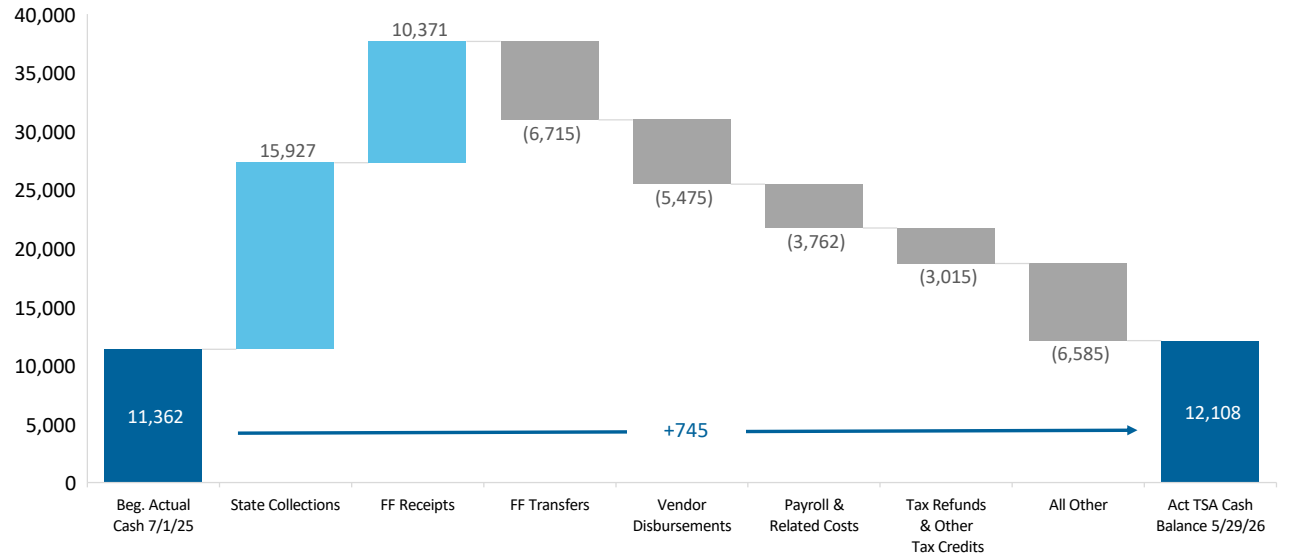
YTD net cash flow is \$745M and cash flow variance to the Liquidity Plan is \$1,767M, with various offsetting variances within.

**Puerto Rico Department of Treasury | Hacienda**  
*YTD Cash Flow Summary - TSA Cash Flow Actual Results*

**Net Cash Flow - YTD Actuals**

- 1) The primary cash driver of FY26 are State Collections. Federal Fund inflows of \$10,371M represents 39% of YTD inflows, but are largely offset by Federal Fund transfers, with YTD net surplus of \$220M. Refer to page 13 for additional detail.

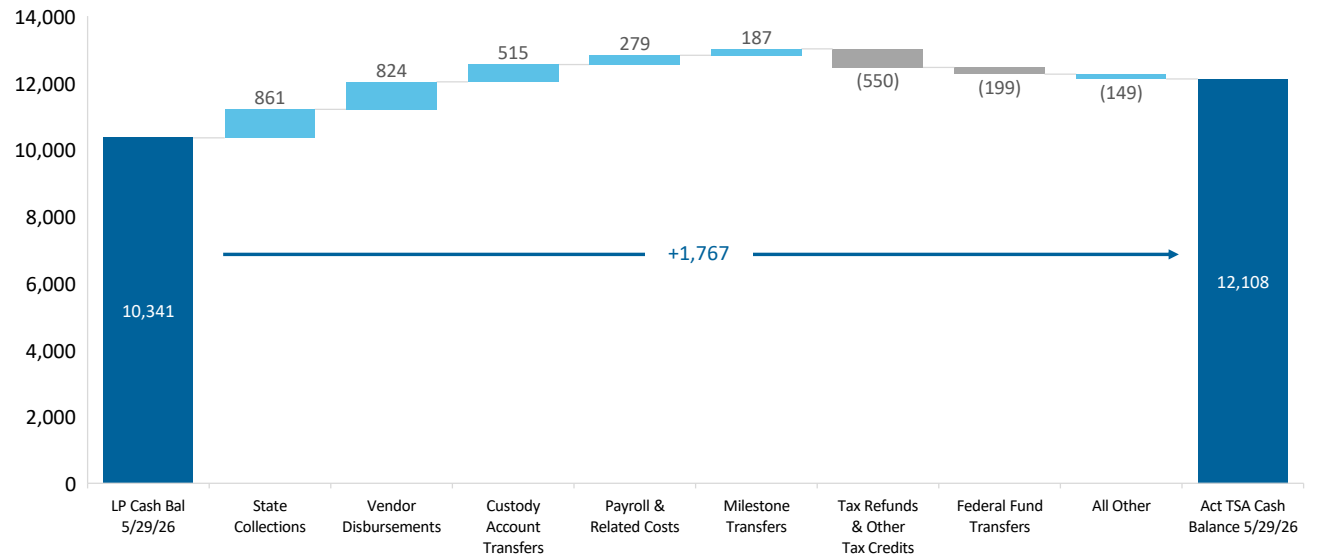
**TSA YTD Cash Flow Actuals: Key Cash Flow Concepts (\$M)**



**Net Cash Flow YTD Variance - LP vs. Actual**

- 1) State Collections, Vendor Disbursements, Custody Account Transfers, Payroll & Related Costs, and Milestone Transfers are the main drivers of the YTD cash flow variance. This is partially offset by lower than projected Tax Refunds & Other Tax Credits, Federal Funds Receipts and All Other.

**TSA YTD Top Cash Flow Variances (\$M)**



Puerto Rico Department of Treasury | Hacienda  
TSA Cash Flow Actual Results for the Week Ended May 29, 2026

|   | FY26 Actual                                | FY26 LP         | Variance        | FY26 Actual    | FY26 LP           | Variance YTD      |                |
|---|--|-----------------|-----------------|----------------|-------------------|-------------------|----------------|
|   | 5/29                                       | 5/29            | 5/29            | YTD            | YTD               | FY26 vs LP        |                |
| <i>(figures in Millions)</i>            |  |                 |                 |                |                   |                   |                |
| <b>State Collections</b>                |  |                 |                 |                |                   |                   |                |
| 1                                       | General fund collections (a)               | \$188           | \$126           | \$62           | \$13,712          | \$12,956          | \$756          |
| 2                                       | Other fund revenues & Pass-throughs (b)    | 3               | 4               | (0)            | 344               | 329               | 15             |
| 3                                       | Special Revenue receipts                   | 6               | 5               | 1              | 460               | 463               | (2)            |
| 4                                       | All Other state collections (c)            | 23              | 15              | 8              | 1,411             | 1,319             | 92             |
| 5                                       | Subtotal - State collections               | \$221           | \$149           | \$71           | \$15,927          | \$15,067          | \$861          |
| <b>Federal Fund Receipts</b>            |  |                 |                 |                |                   |                   |                |
| 6                                       | Medicaid                                   | 362             | 278             | 84             | 3,890             | 3,738             | 152            |
| 7                                       | Nutrition Assistance Program               | 115             | 49              | 65             | 2,919             | 2,782             | 138            |
| 8                                       | All Other Federal Programs                 | 53              | 39              | 14             | 2,798             | 3,309             | (511)          |
| 9                                       | Other - CRF & CSFRF and EITC               | (1)             | -               | (1)            | 763               | 719               | 44             |
| 10                                      | Subtotal - Federal Fund receipts           | \$529           | \$366           | \$162          | \$10,371          | \$10,547          | (\$177)        |
| <b>Balance Sheet Related</b>            |  |                 |                 |                |                   |                   |                |
| 11                                      | Paygo charge                               | 22              | 12              | 9              | 470               | 491               | (21)           |
| 12                                      | Other                                      | -               | -               | -              | -                 | -                 | -              |
| 13                                      | Subtotal - Other Inflows                   | \$22            | \$12            | \$9            | \$470             | \$491             | (\$21)         |
| <b>Plan of Adjustment Related</b>       |  |                 |                 |                |                   |                   |                |
| 14                                      | CW Intragovernmental Transfers (d)         | -               | 21              | (21)           | 143               | 141               | 2              |
| 15                                      | Other                                      | -               | -               | -              | -                 | -                 | -              |
| 16                                      | Subtotal - Plan Inflows                    | -               | \$21            | (\$21)         | \$143             | \$141             | \$2            |
| 17                                      | <b>Total Inflows</b>                       | <b>\$771</b>    | <b>\$549</b>    | <b>\$221</b>   | <b>\$26,911</b>   | <b>\$26,246</b>   | <b>\$664</b>   |
| <b>Payroll and Related Costs (e)</b>    |  |                 |                 |                |                   |                   |                |
| 18                                      | General fund                               | (78)            | (79)            | 1              | (2,801)           | (3,113)           | 312            |
| 19                                      | Federal fund                               | (33)            | (17)            | (16)           | (821)             | (734)             | (87)           |
| 20                                      | Other State fund                           | (3)             | (5)             | 1              | (141)             | (195)             | 54             |
| 21                                      | Subtotal - Payroll and Related Costs       | (\$115)         | (\$101)         | (\$14)         | (\$3,762)         | (\$4,042)         | \$279          |
| <b>Operating Disbursements (f)</b>      |  |                 |                 |                |                   |                   |                |
| 22                                      | General fund                               | (31)            | (104)           | 73             | (2,267)           | (2,400)           | 134            |
| 23                                      | Federal fund                               | (24)            | (52)            | 28             | (1,899)           | (2,575)           | 676            |
| 24                                      | Other State fund                           | (37)            | (31)            | (6)            | (1,310)           | (1,323)           | 14             |
| 25                                      | Subtotal - Vendor Disbursements            | (\$92)          | (\$186)         | \$95           | (\$5,475)         | (\$6,298)         | \$824          |
| <b>State-funded Budgetary Transfers</b> |  |                 |                 |                |                   |                   |                |
| 26                                      | General Fund                               | (1)             | -               | (1)            | (2,373)           | (2,259)           | (114)          |
| 27                                      | Other State Fund                           | -               | -               | -              | (91)              | (261)             | 170            |
| 28                                      | Subtotal - Appropriations - All Funds      | (\$1)           | -               | (\$1)          | (\$2,464)         | (\$2,519)         | \$55           |
| <b>Federal Fund Transfers</b>           |  |                 |                 |                |                   |                   |                |
| 29                                      | Medicaid                                   | (25)            | -               | (25)           | (3,910)           | (3,734)           | (176)          |
| 30                                      | Nutrition Assistance Program               | (57)            | (49)            | (7)            | (2,784)           | (2,782)           | (2)            |
| 31                                      | All other federal fund transfers           | (0)             | -               | (0)            | (21)              | -                 | (21)           |
| 32                                      | Subtotal - Federal Fund Transfers          | (\$82)          | (\$49)          | (\$32)         | (\$6,715)         | (\$6,516)         | (\$199)        |
| <b>Other Disbursements - All Funds</b>  |  |                 |                 |                |                   |                   |                |
| 33                                      | Retirement Contributions                   | (93)            | (104)           | 11             | (2,302)           | (2,383)           | 81             |
| 34                                      | Tax Refunds & other tax credits (g)        | (7)             | (33)            | 26             | (3,015)           | (2,465)           | (550)          |
| 35                                      | PROMESA Mandates Costs                     | (11)            | (0)             | (11)           | (95)              | (24)              | (71)           |
| 36                                      | State Cost Share                           | -               | -               | -              | -                 | -                 | -              |
| 37                                      | Milestone Transfers                        | -               | -               | -              | (2)               | (188)             | 187            |
| 38                                      | Custody Account Transfers                  | -               | (23)            | 23             | (229)             | (744)             | 515            |
| 39                                      | Other items paid from FY24 Surplus         | -               | -               | -              | -                 | -                 | -              |
| 40                                      | Loans and Notes Transactions (i)           | -               | -               | -              | (82)              | (75)              | (7)            |
| 41                                      | All Other                                  | (0)             | -               | (0)            | (26)              | (22)              | (4)            |
| 42                                      | Subtotal - Other Disbursements - All Funds | (\$111)         | (\$160)         | \$49           | (\$5,751)         | (\$5,901)         | \$150          |
| <b>Plan of Adjustment Related</b>       |  |                 |                 |                |                   |                   |                |
| 43                                      | Disbursements to Paying Agent              | (50)            | (51)            | 1              | (1,998)           | (1,992)           | (7)            |
| 44                                      | Direct Disbursements                       | -               | -               | -              | -                 | -                 | -              |
| 45                                      | Subtotal - Plan Disbursements              | (\$50)          | (\$51)          | \$1            | (\$1,998)         | (\$1,992)         | (\$7)          |
| 46                                      | <b>Total Outflows</b>                      | <b>(\$451)</b>  | <b>(\$548)</b>  | <b>\$97</b>    | <b>(\$26,165)</b> | <b>(\$27,268)</b> | <b>\$1,102</b> |
| 47                                      | <b>Net Operating Cash Flow</b>             | <b>\$320</b>    | <b>\$1</b>      | <b>\$319</b>   | <b>\$745</b>      | <b>(\$1,021)</b>  | <b>\$1,767</b> |
| 48                                      | Bank Cash Position, Beginning              | 11,788          | 10,340          | 1,448          | 11,362            | 11,362            | (0)            |
| 49                                      | <b>Bank Cash Position, Ending</b>          | <b>\$12,108</b> | <b>\$10,341</b> | <b>\$1,767</b> | <b>\$12,108</b>   | <b>\$10,341</b>   | <b>\$1,767</b> |
| <b>Memo: Summary of Accounts</b>        |  |                 |                 |                |                   |                   |                |
|   | Operational                                | \$9,205         |                 |                |                   |                   |                |
|   | Reserves (h)                               | 2,903           |                 |                |                   |                   |                |
|   | <b>Total Bank Cash Position</b>            | <b>\$12,108</b> |                 |                |                   |                   |                |

**Puerto Rico Department of Treasury | Hacienda***FY26 TSA Cash Flow Actual Results - Footnotes*Footnotes:

- (a) Represents gross tax collections received and deposited from all Hacienda Collection Posts, through the Hacienda Colecturia Virtual (online) and/or SURI. Additionally, as of the date of this report, the "General Fund Collections" line item includes unreconciled collections due to DTPR transition to collecting various gross tax receipts through SURI system. The SURI Sweep Account balance transfers is included as part of the General Fund Collections.
- (b) These revenues are collected by DTPR and immediately appropriated.
- (c) Inflows related to the State Insurance Fund, the Department of Labor and Human Resources, the Commissioner of Financial Institutions, interest earned on TSA bank accounts and others. As of the date of this report, the TSA has received \$316.1M in interest income in FY26 from earnings on the TSA cash balance. Bank charges ascend to \$3.7M and merchant charges of \$22.7M. Net interest income for the FY26 was \$289.7M.
- (d) Transfer of CRIM portion pursuant to the POA. CRIM shall pay to the Commonwealth amounts collected by CRIM in connection with the 1.03% property tax levied pursuant to Act 53-2021 and which are due and owing to the Commonwealth.
- (e) Represents total gross payroll. Gross payroll includes net payroll disbursed to government employees, cash transfers to the Police Department for payroll costs, and other payroll related costs (employee withholdings, social security, insurance, and other deductions).
- (f) Includes payments to third-party vendors as well as intergovernmental payments to agencies with separate Treasuries.
- (g) Includes Federally Funded Employee Retention Credits. On March 3, a federal fund reimbursement of \$566M related to the Earned Income Tax Credit (EITC) was received. A second reimbursement for \$151M was received on March 13, for a year to date total of \$717M.
- (h) Funds are held in a separate bank account outside of the TSA Operational Cash. Some of these funds are not restricted, as defined by the Governmental Accounting Standard Board (GASB), but have been segregated by the Government for the service to the debt and the Disaster Relief Fund, among other purposes.
- (i) On July 29 the DTPR completed the first payment for \$25M as part of the third amendment of a loan from the Commonwealth to PREPA, in order to fund the PREPA Employee Retirement System payment. A second payment for \$25M was completed on August 19, and a third payment, for the same amount, on September 29. On October 28, a payment of \$7M was disbursed, ascending to \$82M total payment completed as of the date of this report for FY26.

**Puerto Rico Department of Treasury | Hacienda**  
*General Fund Collections Summary*

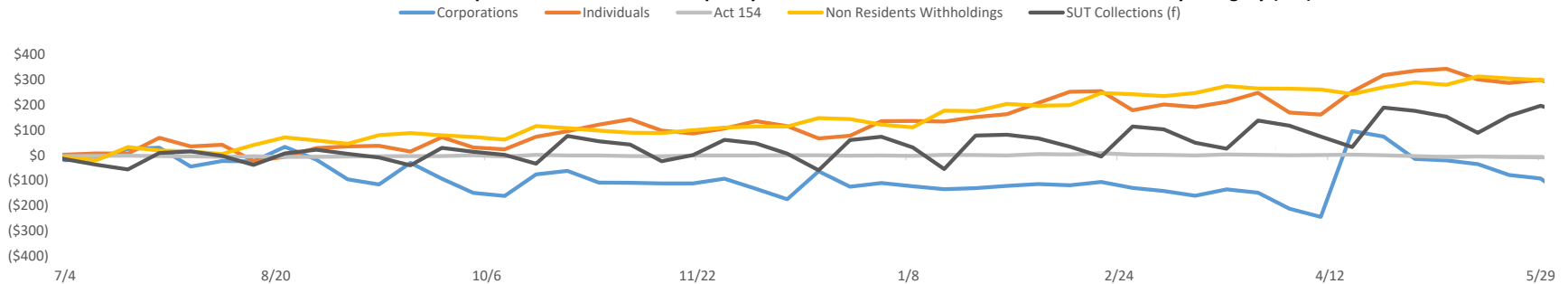
**Key Takeaways / Notes**

- 1) The Other General Fund may includes cash receipts that have not yet been allocated to specific concepts. The schedule on this page will be updated as information becomes available.

**General Fund Collections Year to Date: Actual vs. Forecast (\$M)**

|                                       | Actual (a)       | LP               | Var \$        | Var %     |
|---------------------------------------|------------------|------------------|---------------|-----------|
|                                       | YTD 5/29         | YTD 5/29         | YTD 5/29      | YTD 5/29  |
| <b>General Fund Collections (a)</b>   |                  |                  |               |           |
| Corporations                          | \$2,525          | \$2,617          | (\$93)        | -4%       |
| Individuals                           | 4,318            | 4,018            | 299           | 7%        |
| Partnerships                          | 270              | 367              | (97)          | -26%      |
| Act 154                               | 95               | 103              | (8)           | -8%       |
| Non Residents Withholdings            | 1,040            | 742              | 299           | 40%       |
| Motor Vehicles                        | 543              | 721              | (178)         | -25%      |
| Rum Tax (b)                           | 224              | 201              | 23            | 12%       |
| Alcoholic Beverages                   | 229              | 287              | (58)          | -20%      |
| Cigarettes (c)                        | 126              | 133              | (6)           | -5%       |
| Other General Fund                    | 1,521            | 1,142            | 379           | 33%       |
| <b>Total</b>                          | <b>\$10,890</b>  | <b>\$10,331</b>  | <b>\$560</b>  | <b>5%</b> |
| SUT Collections (d)                   | 2,822            | 2,625            | 197           | 7%        |
| <b>Total General Fund Collections</b> | <b>\$ 13,712</b> | <b>\$ 12,956</b> | <b>\$ 756</b> | <b>6%</b> |

**YTD General Fund Receipts Cumulative Variance Liquidity Plan Reforecast vs. Actual Cumulative Variance by Category (\$M)**



**Footnotes:**

- (a) General Fund gross cash receipts by concept are approximated using net General Fund revenues adjusted for recurring monthly gross-ups and other adjustments.
- (b) Rum Tax is higher than projected by \$23.1M.
- (c) Includes some cigarette tax collections that are subsequently passed through to HTA, PRMBA and other.
- (d) SUT collections excludes PSTBA, FAM & CINE, and only includes the amounts deposited into the TSA for General Fund use.

**Puerto Rico Department of Treasury | Hacienda**  
*Other State Fund Collections Summary*

**Key Takeaways / Notes**

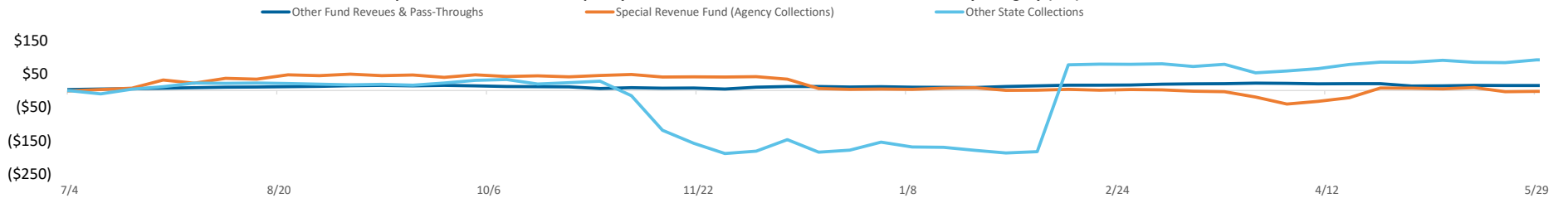
1) Other State Fund Collections are higher than projected in Liquidity Plan. The variance in Special Revenue Fund is mainly driven by timing differences.

The variance in Other State Collections is mainly driven by higher-than-projected funds under the custody of the Department of the Treasury by \$48M, interest income of \$18M and \$17M on the Office of the Commissioner of Insurance. These favorable variances are partially offset by lower-than-projected funds at the Department of Health (\$19M) and the Department of Housing for (\$8M).

**Other State Fund Collections Year to Date: Actual vs. Forecast (\$M)**

|   | Actual<br>YTD 5/29 | LP<br>YTD 5/29 | Var \$<br>YTD 5/29 | Var %<br>YTD 5/29 |
|---|--------------------|----------------|--------------------|-------------------|
| <b>Other State Fund Collections</b>                   |                    |                |                    |                   |
| Other Fund Revenues & Pass-Throughs                   | \$344              | \$329          | \$15               | 5%                |
| Electronic Lottery                                    | 178                | 166            | 13                 | 8%                |
| ASC Pass Through                                      | 45                 | 24             | 21                 | 87%               |
| ACCA Pass Through                                     | 80                 | 79             | 1                  | 1%                |
| Other   | 42                 | 61             | (19)               | -32%              |
| Special Revenue Fund (Agency Collections)             | 460                | 463            | (2)                | -1%               |
| Department of Education                               | -                  | 14             | (14)               | -100%             |
| Department of Health                                  | 61                 | 56             | 5                  | 8%                |
| Department of State                                   | 31                 | 28             | 3                  | 10%               |
| All Other   | 368                | 365            | 4                  | 1%                |
| Other state collections                               | 1,411              | 1,319          | 92                 | 7%                |
| Interest Income                                       | 316                | 298            | 18                 | 6%                |
| Puerto Rico Gaming Commission                         | 395                | 394            | 1                  | 0%                |
| Department of Housing                                 | 20                 | 27             | (8)                | -28%              |
| Department of Health                                  | 134                | 153            | (19)               | -13%              |
| Office of the Commissioner of Insurance               | 65                 | 48             | 17                 | 35%               |
| Funds under the Custody of the Department of Treasury | 317                | 270            | 48                 | 18%               |
| Office of the Commissioner of Financial Institutions  | 75                 | 72             | 2                  | 3%                |
| All Other   | 89                 | 56             | 33                 | 59%               |
| <b>Total</b>  | <b>\$2,215</b>     | <b>\$2,111</b> | <b>\$104</b>       | <b>5%</b>         |

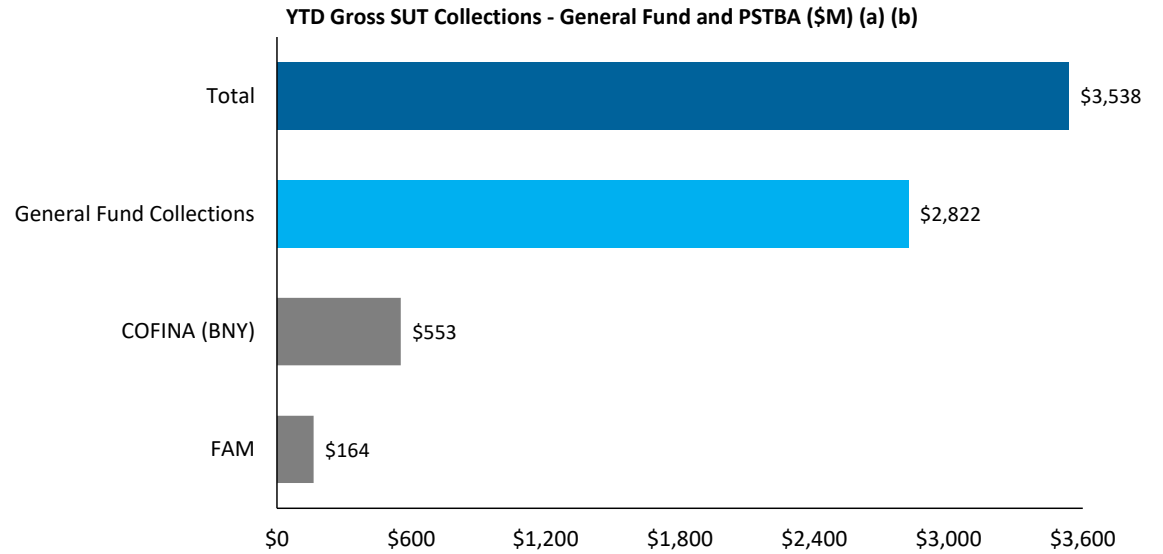
**YTD Other State Fund Receipts Cumulative Variance Liquidity Plan Reforecast vs. Actual Cumulative Variance by Category (\$M)**



**Puerto Rico Department of Treasury | Hacienda**  
*Sales and Use Tax Collections Summary*

**Key Takeaways / Notes**

- 1) The proceeds from the Puerto Rico 10.5% SUT rate are allocated as follows: Of the 10.5%, 5.5% is deposited into a COFINA BNY Mellon account until the PSTBA cap is reached, and 4.5% is deposited into the General Fund. The remaining 0.5% is remitted to FAM.



Footnotes

- (a) This schedule reflects gross cash activity and is subject to revision based on periodic reconciliations and accounting adjustments.
- (b) As of May 29, 2026 there is \$57M in SUT collected pending verification and allocation. The verification process includes matching receipts with the appropriate returns and reconciling government account information. Once this process is complete, SUT funds are distributed in accordance with the COFINA Plan of Adjustment based on the ownership of funds and otherwise based on the limits on distributions established therein.

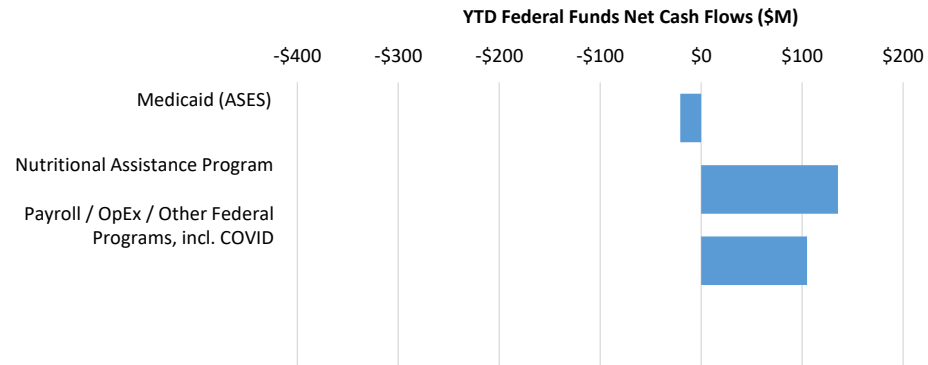
**Puerto Rico Department of Treasury | Hacienda**  
*Federal Funds Net Cash Flow Summary (a)*

**Key Takeaways / Notes**

- 1) Requests for reimbursements related to the Nutritional Assistance Program (NAP) and Medicaid (ASES Pass-through) are processed after payments are submitted. Federal Funds received for Payroll and Vendor Payments are typically reimbursed following disbursement. There may be temporary week to week surplus / (deficit) due to timing differences.
- 2) As of the date of the report, \$46M of reimbursements related to Coronavirus Relief Fund (CRF) and Coronavirus State and Local Fiscal Recovery Funds (CSLFRF) have been received and (\$21M) were disbursed and reported herein as All Other Federal Funds Transfers; with a net cash flow of \$26M. These funds are held in a separate account outside of TSA. Some of the measures funded by the accounts are initially paid out through TSA, and later reimbursed from the respective external account.
- 3) Federal Funds reimbursements are frequently received later than the related disbursements, resulting in week-to-week fluctuations. The year-to-date favorable variance is mainly attributable to lower than projected operating disbursements by \$676M, higher NAP of \$135M, and higher All Other Federal Funds transfers by \$24M. These favorable impacts are partially offset by lower than projected funds on All Other Federal Programs by (\$511M), lower net Medicaid net cash flow of (\$25M) and higher than projected payroll and related costs by (\$87M).
- 4) On March 3, a federal fund reimbursement of \$566M related to the Earned Income Tax Credit (EITC) was received. A second reimbursement for \$151M was received on March 13, for a year to date total of \$717M.

| Weekly FF Net Surplus (Deficit)                                | FF            |                 | Net Cash Flow |               | LP Net Cash   |  |
|--|---------------|-----------------|---------------|---------------|---------------|--|
|  | Inflows       | Outflows        | Flow          | Flow          | Variance      |  |
| Medicaid (ASES)  | \$ 362        | \$ (25)         | \$ 336        | \$ 278        | \$ 59         |  |
| Nutritional Assistance Program (NAP)                           | 115           | (57)            | 58            | (0)           | 58            |  |
| Payroll / OpEx / Other Federal Programs, incl. COVID           | 53            | (57)            | (4)           | (29)          | 25            |  |
| <i>Payroll / Vendor Disbursements / Other Federal Programs</i> | 53            | (57)            | (4)           | (29)          | 26            |  |
| <i>COVID-19 Federal Funds (CRF &amp; CSLFRF)</i>               | (1)           | (0)             | (1)           | -             | (1)           |  |
| Federally Reimbursable Tax Credits                             | -             | -               | -             | -             | -             |  |
| <b>Total</b>   | <b>\$ 529</b> | <b>\$ (139)</b> | <b>\$ 390</b> | <b>\$ 248</b> | <b>\$ 142</b> |  |

| YTD Cumulative FF Net Surplus (Deficit)                        | FF               |                    | Net Cash Flow |             | LP Net Cash   |  |
|--|------------------|--------------------|---------------|-------------|---------------|--|
|  | Inflows          | Outflows           | Flow          | Flow        | Variance      |  |
| Medicaid (ASES)  | \$ 3,890         | \$ (3,910)         | \$ (21)       | \$ 4        | \$ (25)       |  |
| Nutritional Assistance Program (NAP)                           | 2,919            | (2,784)            | 135           | -           | 135           |  |
| Payroll / OpEx / Other Federal Programs, incl. COVID           | 2,845            | (2,740)            | 105           | -           | 105           |  |
| <i>Payroll / Vendor Disbursements / Other Federal Programs</i> | 2,798            | (2,719)            | 79            | -           | 79            |  |
| <i>COVID-19 Federal Funds (CRF &amp; CSLFRF)</i>               | 46               | (21)               | 26            | -           | 26            |  |
| Federally Reimbursable Tax Credits                             | 717              | (717)              | -             | -           | -             |  |
| <b>Total</b>   | <b>\$ 10,371</b> | <b>\$ (10,151)</b> | <b>\$ 220</b> | <b>\$ 4</b> | <b>\$ 216</b> |  |

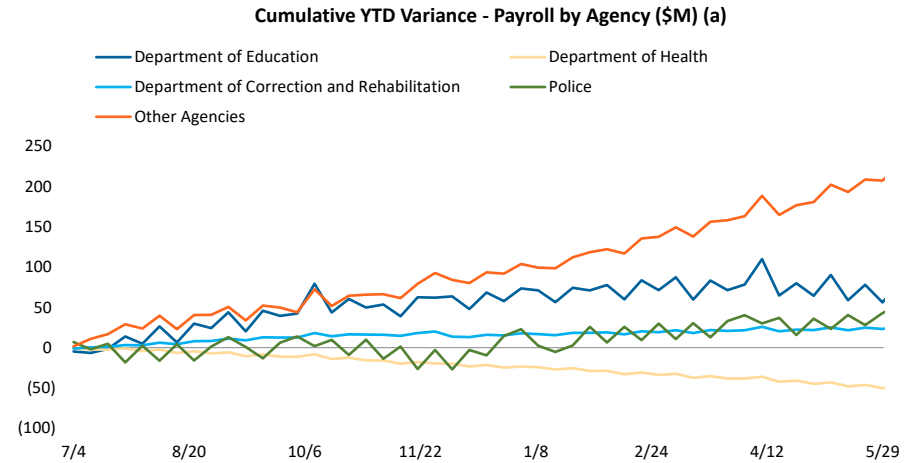


**Puerto Rico Department of Treasury | Hacienda**  
*Payroll / Vendor Disbursements Summary*

**Key Takeaways / Notes : Gross Payroll**

- 1) Positive YTD payroll variance is primarily driven by lower than expected expenses by the Department of Education, Police Department and the Department of Correction and Rehabilitation. This is partially offset by higher than projected expenses by the Department of Health.

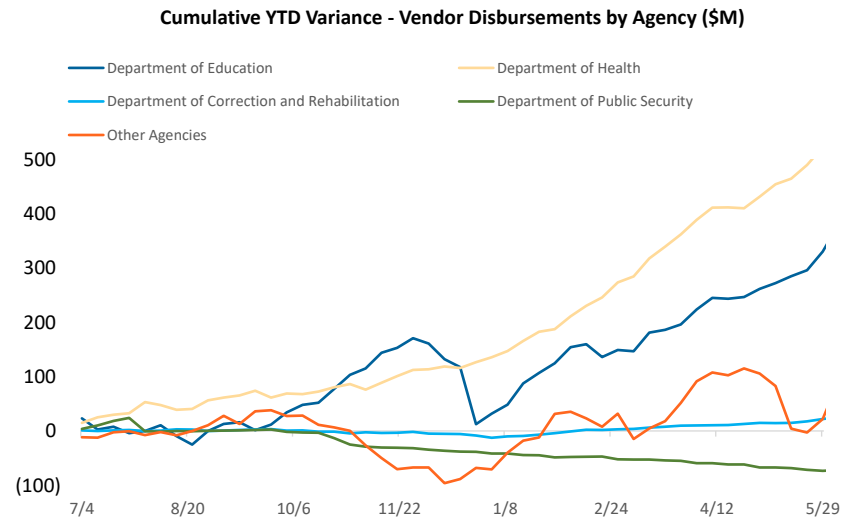
| Gross Payroll (\$M) (a)                   | YTD Variance  |
|---|---------------|
| Agency                                    |               |
| Department of Education                   | \$ 56         |
| Department of Health                      | (50)          |
| Police                                    | 43            |
| Department of Correction & Rehabilitation | 23            |
| All Other Agencies                        | 207           |
| <b>Total YTD Variance</b>                 | <b>\$ 279</b> |



**Key Takeaways / Notes : Vendor Disbursements**

- 1) Positive variance mainly due to lower than projected expenses related to the Department of Health and the Department of Education. This is partially offset by higher than projected expenses on the Department of Public Security.

| Vendor Disbursements (\$M)                | YTD Variance  |
|---|---------------|
| Agency                                    |               |
| Department of Health                      | \$ 523        |
| Department of Education                   | 331           |
| Department of Correction & Rehabilitation | 22            |
| Department of Public Security             | (73)          |
| All Other Agencies                        | 22            |
| <b>Total YTD Variance</b>                 | <b>\$ 824</b> |



Footnotes

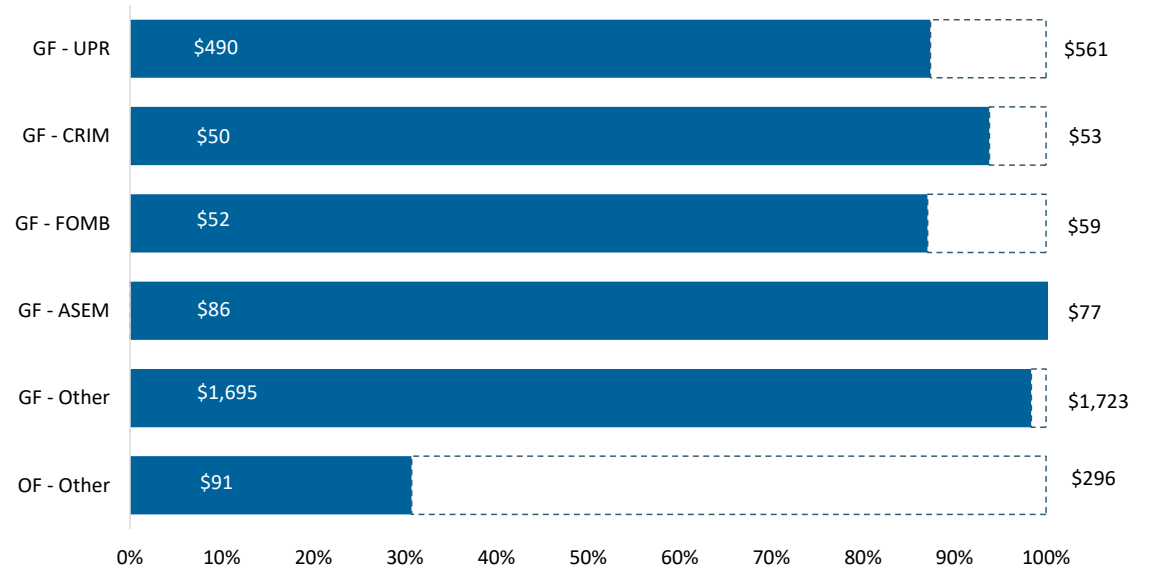
(a) Gross Payroll is equal to the sum of: (i) Net Payroll by Agency from the DTPR RHUM system; (ii) Other Payroll, and (iii) Cash outlays for wage garnishments by Agency.

**Puerto Rico Department of Treasury | Hacienda**  
*State Funded Budgetary Transfers Summary*

**Key Takeaways / Notes**

- 1.) General Fund appropriations are generally executed throughout the year on a consistent basis in the first week of a given month. The amount transferred each month is usually the sum of the receiving entity's budgeted amount for FY26 divided by twelve, subject to a 5% holdback through the first nine months of the fiscal year, to be disbursed during the fourth quarter following reconciliation of General Fund revenues to Fiscal Plan projections and subsequent approval and authorization for release by the Oversight Board and the Director of FOMB. Other General Fund transfers and Other Fund transfers require the recognition of certain revenues within DTPR accounting records prior to sending funds to a receiving entity.

**YTD FY2026 Budgeted Appropriations Executed (\$M)**



**Remaining Appropriation Budget (\$M)**

| Entity Name  | Full Year       |                 |               |
|--------------|-----------------|-----------------|---------------|
|              | Actual YTD      | Expectation     | Remaining     |
| GF - UPR     | \$ 490          | \$ 561          | \$ 71         |
| GF - CRIM    | 50              | 53              | 3             |
| GF - FOMB    | 52              | 59              | 8             |
| GF - ASEM    | 86              | 77              | (9)           |
| GF - Other   | 1,695           | 1,723           | 28            |
| OF - Other   | 91              | 296             | 205           |
| <b>Total</b> | <b>\$ 2,464</b> | <b>\$ 2,769</b> | <b>\$ 305</b> |

**YTD Appropriation Variance (\$M)**

| Entity Name  | Actual YTD      | LP YTD          | Variance     |
|--------------|-----------------|-----------------|--------------|
| GF - UPR     | \$ 490          | \$ 514          | \$ 24        |
| GF - CRIM    | 50              | 49              | (1)          |
| GF - FOMB    | 52              | 54              | 3            |
| GF - ASEM    | 86              | 70              | (16)         |
| GF - Other   | 1,695           | 1,571           | (124)        |
| OF - Other   | 91              | 261             | 170          |
| <b>Total</b> | <b>\$ 2,464</b> | <b>\$ 2,519</b> | <b>\$ 55</b> |

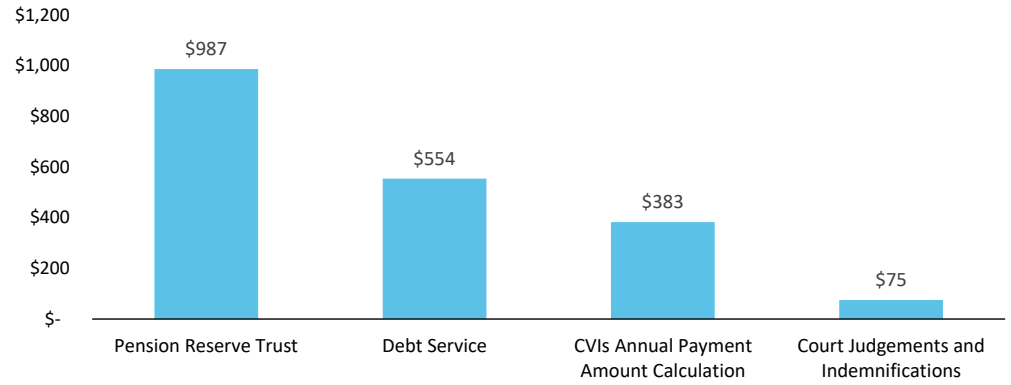
**Puerto Rico Department of Treasury | Hacienda**  
*Plan of Adjustment TSA Transfers Summary*

**Key Takeaways / Notes: Plan Disbursements**

- 1) A total of \$1,998M has been transferred out of the TSA for POA related payments during FY26. On September 30, \$898M were contributed to the Pension Reserve Trust. On October 30, an additional Pension Reserve Trust contribution was made for \$72.5M. On December 30, a \$75M Public Debt payment related to GUC Reserve, was processed.

| <b>Plan-Related TSA Disbursements (\$M)</b> | <b>Actual YTD</b> |
|---|-------------------|
| Pension Reserve Trust                       | \$ 987            |
| <i>Annual Contribution</i>                  | 970               |
| <i>Monthly Act 80 Contributions</i>         | 16                |
| Debt Service                                | 554               |
| CVIs Annual Payment Amount Calculation      | 383               |
| Court Judgements and Indemnifications       | 75                |
| <b>Total</b>                                | <b>\$ 1,998</b>   |


**Plan-Related TSA Disbursements (\$M)**



**Puerto Rico Department of Treasury | Hacienda**  
*Tax Refunds / PayGo and Pensions Summary*

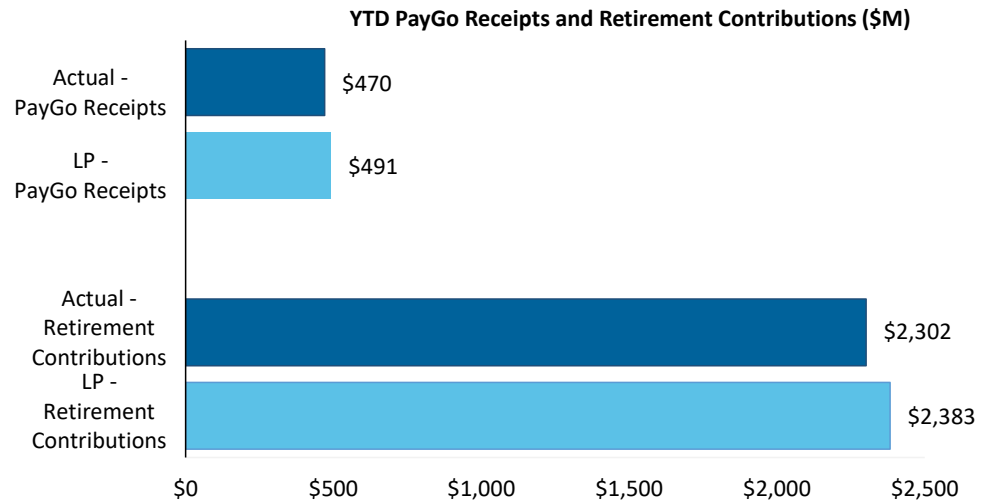
**Key Takeaways / Notes : Tax Credits & Refunds**

- 1) Tax credits and refunds includes EITC distributions, refunds to individuals and seniors as well as other tax credits. Tax Credits and Refunds are \$550M higher than projected. On March 6, a federal fund reimbursement of \$566M related to Earned Income Tax Credit (EITC) was received. A second reimbursement for \$151M was received on March 13, for a year to date total of \$717M.



**Key Takeaways / Notes : PayGo Receipts and Retirement Contributions**

- 1) YTD PayGo receipts are lower than projected. Further details on the status of PayGo can be found in the monthly PayGo Report on Hacienda website under the Public Finance section.



## Puerto Rico Department of Treasury | Hacienda

## Schedule A: Central Government - Live Web Portal AP by Payee Type (a) (b)

## All Agencies

(figures in \$000s)

Continues and Continued...

| ID  | Agency Name  | 3rd Party<br>Payables | Intergovernmental<br>Payables | Total      |
|-----|--|-----------------------|-------------------------------|------------|
| 071 | Department of Health   | \$ 195,363            | \$ 14,387                     | \$ 209,751 |
| 025 | Hacienda (entidad interna - fines de contabilidad)             | 110,900               | 5                             | 110,905    |
| 081 | Department of Education  | 89,040                | 12,270                        | 101,310    |
| 049 | Department of Transportation and Public Works                  | 35,100                | 81                            | 35,181     |
| 067 | Department of Labor and Human Resources                        | 22,827                | 245                           | 23,072     |
| 045 | Department of Public Security                                  | 21,903                | 0                             | 21,903     |
| 123 | Families and Children Administration                           | 12,969                | 118                           | 13,087     |
| 050 | Department of Natural and Environmental Resources              | 12,662                | 8                             | 12,670     |
| 122 | Department of the Family                                       | 12,185                | -                             | 12,185     |
| 014 | Environmental Quality Board                                    | 11,047                | 331                           | 11,378     |
| 024 | Department of the Treasury                                     | 10,077                | 4                             | 10,081     |
| 137 | Department of Correction and Rehabilitation                    | 8,744                 | 5                             | 8,750      |
| 311 | Gaming Commission  | 7,479                 | 38                            | 7,517      |
| 095 | Mental Health and Addiction Services Administration            | 5,146                 | 143                           | 5,289      |
| 241 | Administration for Integral Development of Childhood           | 3,974                 | 472                           | 4,446      |
| 126 | Vocational Rehabilitation Administration                       | 4,334                 | 5                             | 4,339      |
| 127 | Administration for Socioeconomic Development of the Family     | 4,210                 | 53                            | 4,263      |
| 016 | Office of Management and Budget                                | 4,014                 | 2                             | 4,017      |
| 078 | Department of Housing  | 3,473                 | 451                           | 3,924      |
| 271 | Office of Information Technology and Communications            | 3,796                 | -                             | 3,796      |
| 043 | Puerto Rico National Guard                                     | 3,323                 | 4                             | 3,327      |
| 087 | Department of Sports and Recreation                            | 2,890                 | 76                            | 2,966      |
| 038 | Department of Justice  | 2,932                 | 25                            | 2,957      |
| 031 | General Services Administration                                | 2,694                 | 40                            | 2,734      |
| 124 | Child Support Administration                                   | 2,189                 | 8                             | 2,198      |
| 018 | Planning Board   | 2,005                 | -                             | 2,005      |
| 028 | Commonwealth Election Commission                               | 1,988                 | -                             | 1,988      |
| 055 | Department of Agriculture                                      | 1,060                 | -                             | 1,060      |
| 015 | Office of the Governor   | 229                   | 768                           | 998        |
| 152 | Elderly and Retired People Advocate Office                     | 896                   | 100                           | 996        |
| 208 | Contributions to Municipalities                                | -                     | 810                           | 810        |
| 105 | Industrial Commission  | 802                   | 1                             | 804        |
| 266 | Office of Public Security Affairs                              | 114                   | 534                           | 649        |
| 023 | Department of State  | 572                   | -                             | 572        |
| 155 | State Historic Preservation Office                             | 559                   | 4                             | 563        |
| 075 | Office of the Financial Institutions Commissioner              | 275                   | -                             | 275        |
| 329 | Socio-Economic Development Office                              | 231                   | -                             | 231        |
| 153 | Advocacy for Persons with Disabilities of the Commonwealth     | 184                   | -                             | 184        |
| 096 | Women's Advocate Office  | 125                   | -                             | 125        |
| 298 | Public Service Regulatory Board                                | 124                   | -                             | 124        |
| 120 | Veterans Advocate Office                                       | 115                   | -                             | 115        |
| 030 | Office of Administration and Transformation of HR in the Gov   | 107                   | 0                             | 107        |
| 281 | Office of the Electoral Comptroller                            | 104                   | -                             | 104        |
| 143 | Office of Protection and Advocacy of Persons with Disabilities | 62                    | -                             | 62         |
| 069 | Department of Consumer Affairs                                 | 61                    | -                             | 61         |
| 226 | Joint Special Counsel on Legislative Donations                 | 57                    | -                             | 57         |
| 022 | Office of the Commissioner of Insurance                        | 53                    | -                             | 53         |
| 060 | Citizen's Advocate Office (Ombudsman)                          | 27                    | 0                             | 27         |
| 231 | Health Advocate Office   | 23                    | -                             | 23         |

## Puerto Rico Department of Treasury | Hacienda

## Schedule A: Central Government - Live Web Portal AP by Payee Type (a) (b)

## All Agencies

(figures in \$000s)

Continues and Continued...

| ID           | Agency Name                                       | 3rd Party Payables | Intergovernmental Payables | Total             |
|--------------|---|--------------------|----------------------------|-------------------|
| 279          | Public Service Appeals Commission                 | 16                 | -                          | 16                |
| 139          | Parole Board                                      | 16                 | -                          | 16                |
| 037          | Civil Rights Commission                           | 15                 | -                          | 15                |
| 068          | Labor Relations Board                             | 15                 | -                          | 15                |
| 034          | Investigation, Prosecution and Appeals Commission | 8                  | 0                          | 8                 |
| 062          | Cooperative Development Commission                | 5                  | -                          | 5                 |
| 010          | General Court of Justice                          | 1                  | -                          | 1                 |
|              | Other   | 1                  | -                          | 1                 |
| <b>Total</b> |   | <b>\$ 603,124</b>  | <b>\$ 30,990</b>           | <b>\$ 634,114</b> |

Footnotes:

- (a) Data presented above represents the Central Government live AP Web Portal repository of third party and intergovernmental invoices by agency, implemented for FY2019. The full transition to managing central government payables through the web portal is not yet complete and therefore the table above may not represent all Central Government AP. Ongoing efforts with the largest agencies to implement the appropriate processes and controls needed to fully transition to the web portal and realize improvements in reporting and efficiency continue as of the date of this report.
- (b) On a go-forward basis, vendors submit invoices for approval through the live AP Web Portal where they are logged electronically, matched with the appropriate purchase order or other relevant documentation, and approved / vouchered at the agency level through the online interface.

## Puerto Rico Department of Treasury | Hacienda

Schedule B: Central Government - Live Web Portal AP Aging (a) (b)

All Agencies

(figures in \$000s)

Continues and Continued...

| ID  | Agency Name  | 0 - 30 | 31 - 60 | 61 - 90 | Over 90 days | Total   |
|-----|--|--------|---------|---------|--------------|---------|
| 071 | Department of Health   | 20,001 | 14,820  | 6,516   | 168,415      | 209,752 |
| 025 | Hacienda (entidad interna - fines de contabilidad)                 | 6,769  | 6,771   | 4,337   | 93,028       | 110,905 |
| 081 | Department of Education  | 34,531 | 13,830  | 10,079  | 42,870       | 101,310 |
| 049 | Department of Transportation and Public Works                      | 3,247  | 7,977   | 6,071   | 17,887       | 35,181  |
| 067 | Department of Labor and Human Resources                            | 2,312  | 3,101   | 2,886   | 14,773       | 23,072  |
| 045 | Department of Public Security                                      | 2,836  | 2,162   | 1,418   | 15,487       | 21,903  |
| 123 | Families and Children Administration                               | 4,771  | 1,147   | 873     | 6,296        | 13,087  |
| 050 | Department of Natural and Environmental Resources                  | 1,193  | 977     | 292     | 10,209       | 12,670  |
| 122 | Department of the Family   | 625    | 1,436   | 1,798   | 8,326        | 12,185  |
| 014 | Environmental Quality Board  | 175    | 316     | 342     | 10,546       | 11,378  |
| 024 | Department of the Treasury   | 3,552  | 2,888   | 1,938   | 1,704        | 10,081  |
| 137 | Department of Correction and Rehabilitation                        | 2,763  | 3,656   | 770     | 1,561        | 8,750   |
| 311 | Gaming Commission  | 2,232  | 2,359   | 2,437   | 490          | 7,517   |
| 095 | Mental Health and Addiction Services Administration                | 1,725  | 1,078   | 401     | 2,086        | 5,289   |
| 241 | Administration for Integral Development of Childhood               | 1,443  | 1,377   | 413     | 1,214        | 4,446   |
| 126 | Vocational Rehabilitation Administration                           | 1,306  | 1,081   | 355     | 1,597        | 4,339   |
| 127 | Administration for Socioeconomic Development of the Family         | 2,134  | 405     | 346     | 1,378        | 4,263   |
| 016 | Office of Management and Budget                                    | 192    | 986     | 368     | 2,471        | 4,017   |
| 078 | Department of Housing  | 2,547  | 804     | 249     | 325          | 3,924   |
| 271 | Office of Information Technology and Communications                | 1,304  | 1,059   | 642     | 791          | 3,796   |
| 043 | Puerto Rico National Guard   | 432    | 493     | 1,095   | 1,307        | 3,327   |
| 087 | Department of Sports and Recreation                                | 639    | 679     | 357     | 1,291        | 2,966   |
| 038 | Department of Justice  | 926    | 950     | 274     | 806          | 2,957   |
| 031 | General Services Administration                                    | 186    | 262     | 111     | 2,175        | 2,734   |
| 124 | Child Support Administration                                       | 60     | 267     | 96      | 1,775        | 2,198   |
| 018 | Planning Board   | 178    | 145     | 84      | 1,598        | 2,005   |
| 028 | Commonwealth Election Commission                                   | 430    | 292     | 102     | 1,165        | 1,988   |
| 055 | Department of Agriculture  | 116    | 338     | 218     | 387          | 1,060   |
| 015 | Office of the Governor   | 844    | 102     | 28      | 23           | 998     |
| 152 | Elderly and Retired People Advocate Office                         | 795    | 81      | 63      | 58           | 996     |
| 208 | Contributions to Municipalities                                    | -      | -       | -       | 810          | 810     |
| 105 | Industrial Commission  | 191    | 79      | 11      | 522          | 804     |
| 266 | Office of Public Security Affairs                                  | 104    | 2       | 8       | 535          | 649     |
| 023 | Department of State  | 52     | 32      | 250     | 238          | 572     |
| 155 | State Historic Preservation Office                                 | 483    | 27      | 3       | 50           | 563     |
| 075 | Office of the Financial Institutions Commissioner                  | 94     | 91      | 0       | 90           | 275     |
| 329 | Socio-Economic Development Office                                  | 11     | 28      | 79      | 113          | 231     |
| 153 | Advocacy for Persons with Disabilities of the Commonwealth of Puer | 76     | 28      | 27      | 53           | 184     |
| 096 | Women's Advocate Office  | 78     | 47      | -       | 1            | 125     |
| 298 | Public Service Regulatory Board                                    | 27     | 37      | 20      | 39           | 124     |
| 120 | Veterans Advocate Office   | 18     | 19      | 15      | 62           | 115     |
| 030 | Office of Administration and Transformation of HR in the Govt.     | 37     | 3       | 1       | 67           | 107     |
| 281 | Office of the Electoral Comptroller                                | 22     | 10      | 23      | 49           | 104     |

## Puerto Rico Department of Treasury | Hacienda

## Schedule B: Central Government - Live Web Portal AP Aging (a) (b)

## All Agencies

(figures in \$000s)

Continues and Continued...

| ID           | Agency Name  | 0 - 30            | 31 - 60          | 61 - 90          | Over 90 days      | Total             |
|--------------|--|-------------------|------------------|------------------|-------------------|-------------------|
| 143          | Office of Protection and Advocacy of Persons with Disabilities | 2                 | 8                | 4                | 48                | 62                |
| 069          | Department of Consumer Affairs                                 | 20                | 11               | 11               | 19                | 61                |
| 226          | Joint Special Counsel on Legislative Donations                 | 5                 | 8                | 3                | 41                | 57                |
| 022          | Office of the Commissioner of Insurance                        | -                 | 19               | 5                | 29                | 53                |
| 060          | Citizen's Advocate Office (Ombudsman)                          | 20                | 3                | -                | 5                 | 27                |
| 231          | Health Advocate Office   | 4                 | 18               | -                | 1                 | 23                |
| 279          | Public Service Appeals Commission                              | 6                 | 11               | -                | -                 | 16                |
| 139          | Parole Board   | 3                 | 12               | -                | 1                 | 16                |
| 037          | Civil Rights Commission  | 15                | 0                | -                | 1                 | 15                |
| 068          | Labor Relations Board  | 15                | -                | -                | -                 | 15                |
| 034          | Investigation, Prosecution and Appeals Commission              | 1                 | 0                | -                | 7                 | 8                 |
| 062          | Cooperative Development Commission                             | -                 | -                | -                | 5                 | 5                 |
| 010          | General Court of Justice                                       | 1                 | -                | -                | -                 | 1                 |
|              | Other  | 0                 | -                | -                | 1                 | 1                 |
| <b>Total</b> |  | <b>\$ 101,544</b> | <b>\$ 72,329</b> | <b>\$ 45,417</b> | <b>\$ 414,824</b> | <b>\$ 634,114</b> |

Footnotes:

- (a) Data presented above represents the Central Government live AP Web Portal repository of third party and intergovernmental invoices by agency, implemented for FY2019. The full transition to managing central government payables through the web portal is not yet complete and therefore the table above may not represent all Central Government AP. Ongoing efforts with the largest agencies to implement the appropriate processes and controls needed to fully transition to the web portal and realize improvements in reporting and efficiency continue as of the date of this report.
- (b) On a go-forward basis, vendors submit invoices for approval through the live AP Web Portal where they are logged electronically, matched with the appropriate purchase order or other relevant documentation, and approved / vouchered at the agency level through the online interface.