



UPR
Universidad de Puerto Rico
Tu Universidad



University of Puerto Rico (UPR)

LIQUIDITY REPORT FOR THE MONTH OF NOVEMBER 2019

DISCLAIMER

This presentation was prepared and is being published by the Puerto Rico Fiscal Agency and Financial Advisory Authority (“AAFAF”) as part of its ongoing evaluation of financial matters of the Government of Puerto Rico, its public corporations and instrumentalities (collectively, the “Government”). Government creditors and other third parties should not rely on the information included in this presentation to purchase or sell any security or make any investment decision regarding securities issued by the Government. The amounts shown on this presentation are based on information obtained by AAFAF from governmental instrumentalities and financial institutions as of the dates indicated. AAFAF has not validated all of the information received and, as a result, cannot and does not assume any responsibility for the accuracy of such information. As additional information becomes available, there could be material changes to the information contained herein.

This presentation contains certain “forward-looking” statements and information (including the liquidity projections set forth herein). These forward-looking statements are not guarantees of future performance and involve certain risks, uncertainties, estimates, expectations and assumptions by AAFAF and the Government that are difficult to predict, inherently uncertain and some of which are beyond the control of AAFAF and the Government. Information that subsequently becomes available may have a material impact on the liquidity projections set forth herein.

Certain amounts shown in this presentation are for specific periods or as of specific dates. Cash flows and account balances are expected to change, potentially materially, on a day to day basis based on, among other things, the receipts and disbursements of funds by the Government, which can be affected by a number of factors, including judicial determinations.

Any statement as to the restricted or unrestricted nature of any amounts is preliminary and subject to further analysis.

The amounts shown in this presentation (including those related to the cash receipts, disbursements, accounts receivable, accounts payable and account balances) have not been confirmed through an audit conducted in accordance with generally accepted auditing standards, an examination of internal controls or other attestation or review services in accordance with standards established by the American Institute of Certified Public Accountants or any other organization. Accordingly, none of AAFAF, the Government, and each of their respective officers, directors, employees, agents, attorneys, advisors, members, partners or affiliates (collectively, with AAFAF and the Government, the “Parties”) express an opinion or any other form of assurance on the financial or other information contained in this presentation.

The Parties make no representation or warranty, express or implied, to any third party with respect to the information contained in this presentation, and all Parties expressly disclaim any such representations or warranties.

The Parties do not owe or accept any duty or responsibility to any reader or recipient of this presentation, whether in contract or tort, and shall not be liable for or in respect of any loss, damage (including without limitation consequential damages or lost profits) or expense of whatsoever nature of such third party that may be caused by, or alleged to be caused by, the use of this presentation or that is otherwise consequent upon the gaining of access to this document by such third party.

This presentation may contain capitalized terms that are not defined herein, or may contain terms that are discussed in other documents or that are commonly understood. You should make no assumptions about the meaning of capitalized terms that are not defined, and you should consult with AAFAF should clarification be required.

The Parties do not undertake any duty to update the information contained in this presentation.

By receiving this document, the recipient shall be deemed to have acknowledged and agreed to the terms and limitations described in these disclaimers.

GLOSSARY

AAFAF	Puerto Rico Fiscal Agency and Financial Advisory Authority.
A/P	Accounts payable.
A/R	Accounts receivable.
CapEx	Capital expenditures.
CM	Conway MacKenzie, Inc.
Component Unit (CU)	Public corporation of the Commonwealth of Puerto Rico.
Contracted Professor	Contracted professors where contracts will not exceed four (4) years
Disaster-Related Disbursements	Expenditures related to the damages caused from hurricanes Irma and Maria.
Disaster-Related Receipts	Federal emergency funds, insurance related to hurricanes Irma and Maria.
DPO (Intergovernmental)	Days Payable Outstanding [Intergovernmental Payables divided by trailing 12 months PayGo Charges plus Facilities/Rent Payments multiplied by 365].
DPO (Third Party)	Days Payable Outstanding [Third Party Payables divided by trailing 12 months Operating Disbursements, not including Payroll Costs, PayGo, Christmas Bonus, or Facilities/Rent Payments multiplied by 365].
DSO (Intergovernmental)	Days Sales Outstanding [Intergovernmental Receivables divided by trailing 12 months Intergovernmental Receipts multiplied by 365].
DSO (Third Party)	Days Sales Outstanding [Third Party Receivables divided by trailing 12 months Third Party Receipts multiplied by 365].
DTPR, Hacienda	Puerto Rico Department of Treasury.
FEMA	Federal Emergency Management Agency coordinates the federal government's role in preparing for, preventing, mitigating the effects of, responding to, and recovering from all domestic disasters, whether natural or man-made, including acts of terror.
FOMB	Financial Oversight and Management Board of Puerto Rico.
General Fund	The Commonwealth's principal operating fund.
Intergovernmental Receipts	General fund appropriations to and funds transferred between public corporations and municipalities.
Liquidity Plan (LP)	UPR Liquidity Plan (The Liquidity Plan) is the translation of the Fiscal Year 2020 UPR Budget into a cash flow forecast, updated adjusted for seasonality of cash receipts and disbursements.
OCFO	The office of the Chief Financial Officer of Puerto Rico.
Operating Disbursements	Includes payroll and related costs, material and supplies, purchased services, professional services, donations, subsidies, transportation expenses, media ads, and other operating payments.
Operating Receipts	Revenues collected from operations.
Part-time Appointees	Fixed-term appointments granted to cover a position, or an unregulated position that entails the provision of services through an irregular schedule, depending on their classification as teaching staff or non-teaching staff. The permanence to the employees of the University of Puerto Rico is guaranteed.
Permanent Appointees	Appointments granted to cover a position, or regular position approved in the budget, after the incumbent has satisfactorily complied the period of probationary work.
Probationary Appointees	Appointments initially granted to cover a position, or a position approved in the budget for a fixed duration in accordance with the provisions of the General Rules of UPR. During the appointment period, the appointee will be subjected to evaluation to determine, if at the end of the probationary period, he/she will be retained for a permanent appointment.
PROMESA	The Puerto Rico Oversight, Management, and Economic Stability Act (PROMESA) is a 2016 US federal law that established an oversight board, a process for restructuring debt, and expedited procedures for approving critical infrastructure projects in order to combat the Puerto Rican government-debt crisis.

Special Appointees	Appointments granted to cover a position, or position paid with funds of extra university origin, whose recurrence is not guaranteed. The University authorities may consider the experience acquired by employees with this type of appointment, if they happen to occupy regular positions.
Substitute Appointees	Appointments granted to university staff for a period not greater than twelve (12) months, to provisionally cover a position or regular position approved in the budget, while the incumbent in ownership thereof is in use of the license. This appointment must not be the prelude to a probationary or permanent appointment, unless this is achieved through the regular procedure that establishes the General Rules of UPR.
Temporary Appointees	Appointments granted to cover a non-regular position or positions, which get approved for a fixed period no longer than twelve (12) months to meet the needs of special services, such as unforeseen and occasional increases in the volume of the work.
Trust Position	Appointments that extend to university personnel denominated of trust in Chapter VIII, Article 71 of the General Rules of UPR. The positions of trust will be of free selection and removal in regard to the positions or posts thus classified; but will retain the rights acquired by virtue of some previous regular appointment in the System.
UPR	University of Puerto Rico, a public corporation and a component unit of the Commonwealth of Puerto Rico. UPR consists of 11 campuses: Medical Sciences, Aguadilla, Arecibo, Bayamón, Carolina, Cayey, Humacao, Mayagüez, Ponce, Río Piedras, and Utuado.

INTRODUCTION

AAFAF has been compiling financial information from selected public corporations of the Commonwealth of Puerto Rico that are component units (“CU”) for financial reporting purposes, as part of AAFAF’s evaluation of the liquidity of the Government of Puerto Rico and its public corporations.

This report is for the month of November 2019 of FY20, and presents information with respect to the University of Puerto Rico (UPR). UPR prepared its Fiscal Year 2020 (“FY20”) Liquidity Plan in September of 2019, using the FOMB certified budget as the baseline for liquidity planning. For FY20, a forecast is provided that takes into consideration timing and seasonality of cash inflows and outflows, based on conversations with UPR finance and accounting management, and based on observations for historical FY18 and FY19 actual cash flow data.

The forecast contains projections of cash receipts (which include revenues collected from operations; intergovernmental receipts – general fund appropriations and other transfers from Central Government and public corporations; disaster relief receipts – federal funds, insurance proceeds related to Hurricanes Irma and Maria, and other federal funds), and cash disbursements (which include operating payments – e.g. payroll and related costs, purchased services, professional services, transportation expenses, disaster relief disbursements – e.g. expenditures related to the damages caused from Hurricanes Irma and Maria), and CapEx. This cash flow information is included in section “A” of this report.

UPR is also expected to report monthly headcount figures in order to monitor changes in staff levels and their actual and projected effects on payroll costs. This information is presented in the document under section “B”.

A full year FY20 Sources and Uses of Funds is provided to allow readers to bridge the beginning cash balance as of July 1, 2019 and forecasted ending cash at June 30, 2020. This information is presented in the document under section “C”.

This report also contains pertinent working capital information for UPR. Where available, UPR has provided information on Accounts Payable and Accounts Receivable. Figures are unaudited and subject to change. This information is presented in the document under section “D”.

The report contains three Appendix items. The first Appendix is the cash flow template ‘Actual vs Liquidity Plan’ for the month of November 2019 of FY20 figures and variances. The second Appendix is the headcount detail, which is based on information provided by UPR management. The third of these Appendix items is a cash reconciliation. A bridge is provided between the actual cash data provided by UPR as of November 29, 2019 and the November 2019 AAFAF reported figures represented in the “Summary of Bank Account Balances for the Government of Puerto Rico and its Instrumentalities”.

TABLE OF CONTENTS

Executive Summary	7
University of Puerto Rico (“UPR”) Liquidity Report	8-9
Appendix A: Cash Flow template: Actual vs Liquidity Plan	10
Appendix B: Headcount Summary	11-13
Appendix C: Reconciliation between UPR reported figures and Bank Account Balances Report	14

EXECUTIVE SUMMARY – OPERATING LIQUIDITY AS OF NOVEMBER 2019

COMPONENT UNIT	HIGHLIGHTS	FY20 BEGINNING BALANCE	11/29/19 ACTUAL ENDING BALANCE	FY20 FORECAST YEAR-END BALANCE
University of Puerto Rico (UPR)	Through November-2019, UPR generated positive net cash flow of \$0.5M (after debt service) and ended the month with a cash balance of \$313.8M. The forecasted decrease in cash for the end of the year is mostly due to incremental pension expenses for which there is no identified revenue source.	313.3	313.8	228.5

I. UNIVERSITY OF PUERTO RICO (“UPR”)

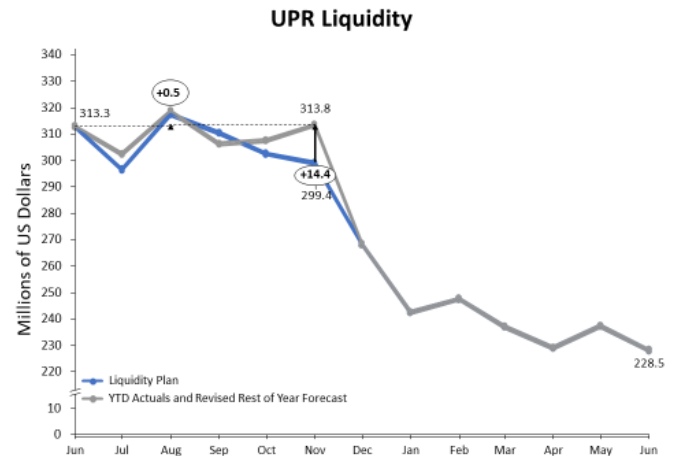
Primary Business Activity: UPR is a state-supported university system created by the Law No. 1 of January 20, 1966, “Law of the University of Puerto Rico” (“Act No. 1”), as amended. UPR is responsible for serving the people of Puerto Rico to contribute to the development and enjoyment of the fundamental, ethical, and aesthetic values of Puerto Rican culture by providing high-quality education and creating new knowledge through research and exploration of the Arts, Sciences, and Technology.

Key Takeaways: Through November-19, UPR generated positive \$0.5M in net cash flow and ended the month of November with a cash balance of \$313.8M. In addition, UPR has a positive net cash flow variance after debt service of \$14.4M compared to forecast driven by lower than projected disbursements in payroll, pension and scholarships and donations; positive variances are partially offset by negative variances in federal fund receipts and vendor disbursements.

A. FY20 Operating Liquidity – Actuals¹ and FY20 Liquidity Plan

1. \$14.4M FY20 actuals vs. Liquidity Plan YTD actuals:

- \$23.1M lower than projected scholarship and donations driven by deferred disbursements and is expected to reverse by the end of December 2019.
- \$16.7M lower than projected disbursements in capex expenditures driven by a timing variance in projects being initiated.
- \$16.6M lower than projected payroll disbursements. \$15.1M relates to payroll, and \$1.5 relates to medical plan outflows. Both are most likely permanent due to attrition assumptions used in the budgeting process.
- \$11.7M lower than project pension disbursements which is timing related and expected to reverse in the next months.
- \$2.1M mainly due to lower PREPA payments which are is timing related and expected to reverse in the next months.
- (\$28.2M) timing variance in federal fund receipts mostly to due to seasonality that will be probably reverse in the next months.
- (\$23.8M) negative variance which is most likely permanent driven by higher than projected vendor disbursements into prior year supplier payables.
- (\$4.0M) timing variance in operating receipts, mostly due to lower than expected funds for Tuition driven by deferred collections by the University that are expected to be received by the end of December 2019.



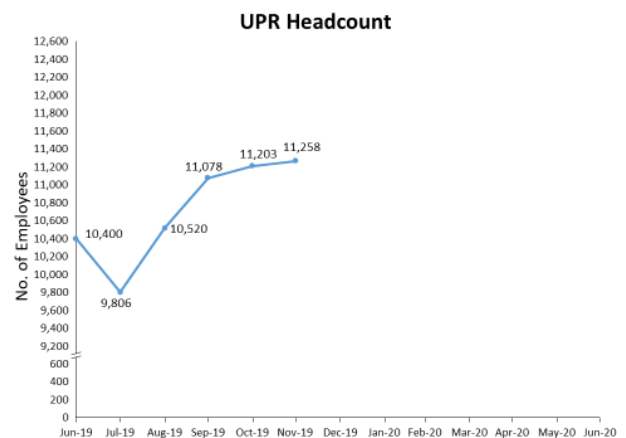
B. Headcount / Payroll

1. Headcount FTEs: Increased from 10,400 to 11,258 (or 858) from Jun-19 to Nov-19. Increase in headcounts are due to normal seasonality.

- By campus: Increase in headcount is primarily due to Increases at the Rio Piedras (+370), Ponce (+106), Humacao (+91) and Aguadilla (+80).

By category: Increase in headcount is primarily due to increases in part-time (+379), temporary (+313), and contracted teachers (+202), partially offset by decreases in permanent (-191), and probationary (-55).

2. Payroll: Disbursements for Nov-19 were \$48.3M, lower than forecast most likely driven by permanent variances in payroll and medical plan disbursements.



¹ Appendix includes reconciliation between AAFAF reported cash figures and the figures in this report.

I. UNIVERSITY OF PUERTO RICO (“UPR”) (Continued)

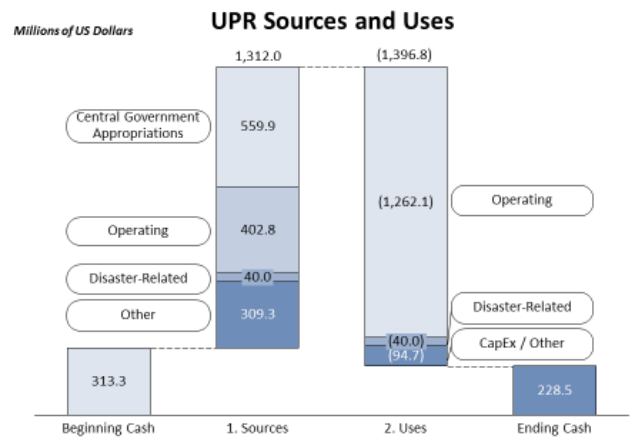
C. Full Year FY20 Sources and Uses of Funds

1. Sources \$1,311.9M:

- a. \$559.9M in General Fund appropriations from the central government.
- b. Operating receipts total \$402.8M, comprised of \$179.4M in tuition receipts, \$158.0M in campus-generated inflows, \$65.3M in slot machine revenues remitted to UPR from Tourism.
- c. Disaster-related receipts of \$40.0M are a result of anticipated funding from FEMA. Inflows are completely offset by \$40.0M in projected outflows.
- d. Federal funds received for federally supported UPR projects and programs total \$309.8M.

2. Uses (\$1,396.8M):

- a. Total operating disbursement (\$1,262.1M), driven by gross payroll and pension disbursements of (\$796.0M), scholarships and donations of (\$230.7M), vendor payments to PREPA (\$35.3M), and all other vendor payments (\$200.0M).
- b. Projected pass-through outflows of FEMA funds (\$40.0M), total capital expenditures and total debt service of (\$94.7M) (\$46.5M, \$48.2M, respectively).



Note: Beginning and ending cash as presented in Section A.

D. Accounts Receivable / Accounts Payable²

1. Accounts Receivable:

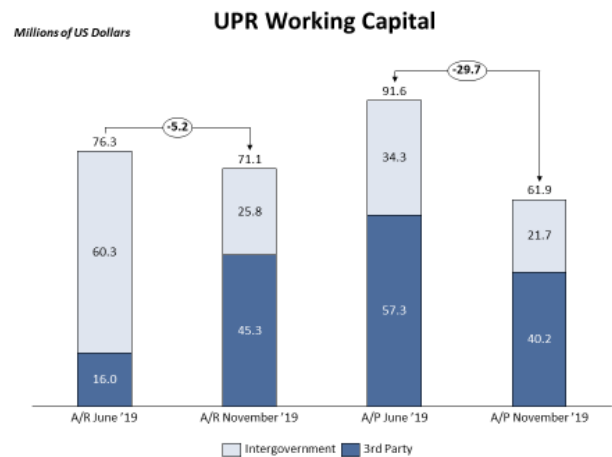
- a. (\$5.2M) decrease from Jun-19 to Nov-19, driven by a \$34.5M collections in intergovernmental receivables, specifically from Federal Government and Commonwealth of Puerto Rico accounts which represent accrued appropriations for project funding. Variance is partially offset by \$29.3M increase in Tuition and other fees.

2. Accounts Payable:

- a. (\$29.7M) decrease from Jun-19 to Nov-19 primarily driven by \$17.1M pay-down in supplier payables, and \$12.6M pay-down in intergovernmental payables.

3. Working Capital:

- a. The change in net working capital through Nov-19 was a \$24.5M use of cash due to the above changes.



² Figures are unaudited and subject to change.

APPENDIX A: CASH FLOW TEMPLATE: ACTUAL vs LP

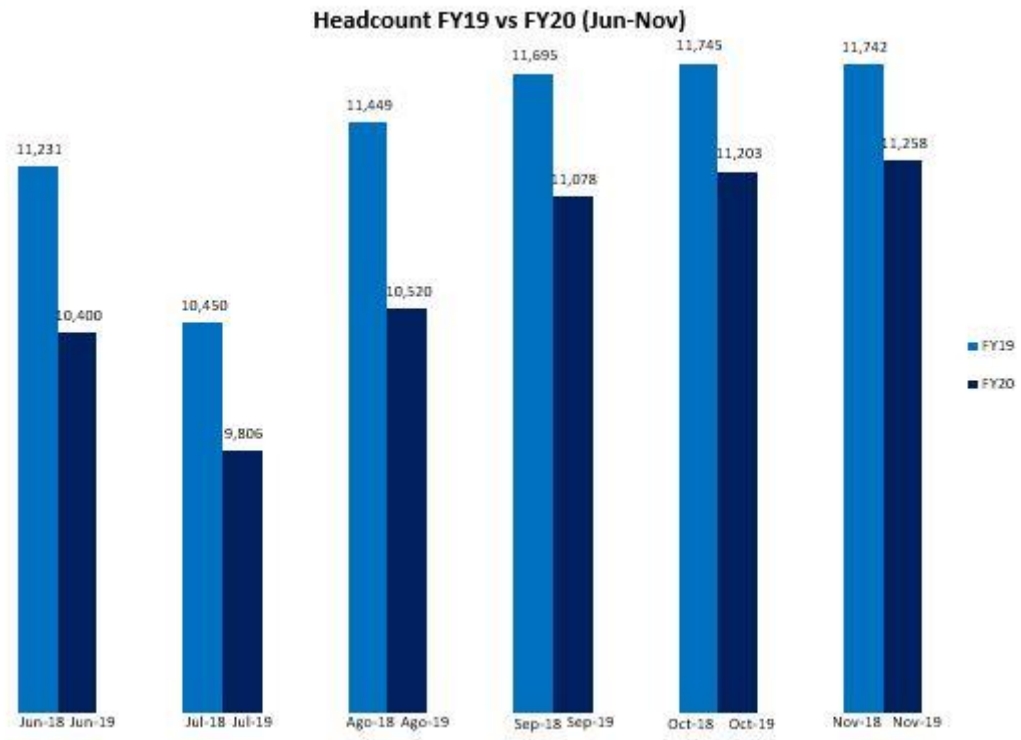
(figures in \$000's)	Actual Nov-19	LP Nov-19	Variance Nov-19	Actual YTD	LP YTD	Variance YTD
Central Government Appropriations:						
TSA General Fund Appropriation (net measures)	\$ 40,592	\$ 40,715	\$ (122)	\$ 202,960	\$ 203,573	\$ (612)
TSA General Fund Appropriation (Resoluciones Conjuntas)	2,439	2,439	\$ (0)	\$ 12,197	\$ 12,197	\$ (0)
Other Appropriations	\$ 2,458	\$ 2,458	\$ (0)	\$ 12,292	\$ 12,292	\$ (0)
Total Central Government Appropriations	\$ 45,490	\$ 45,612	\$ (123)	\$ 227,449	\$ 228,061	\$ (613)
Operating Receipts:						
PR Slot Machine Receipts (Law 36)	\$ 5,159	\$ 5,444	\$ (285)	\$ 26,978	\$ 27,222	\$ (244)
Tuition	11,490	158	11,332	82,262	91,022	(8,760)
Law 44 Scholarships	-	-	-	1,176	-	1,176
Campus-generated inflows & Other Receipts	18,852	10,797	8,054	70,993	67,145	3,848
Total Operating Receipts	\$ 35,501	\$ 16,399	\$ 19,101	\$ 181,410	\$ 185,389	\$ (3,979)
Other Receipts:						
Total Federal Fund Receipts	\$ 13,756	\$ 30,931	\$ (17,176)	\$ 116,757	\$ 144,991	\$ (28,234)
Total Other Receipts	\$ 13,756	\$ 30,931	\$ (17,176)	\$ 116,757	\$ 144,991	\$ (28,234)
Disaster Relief Receipts:						
Insurance Proceeds	\$ 22	\$ -	\$ 22	\$ 145	\$ -	\$ 145
FEMA Receipts	-	-	-	-	-	-
Other Federal Programs	-	-	-	-	-	-
Total Disaster Relief Receipts	\$ 22	\$ -	\$ 22	\$ 145	\$ -	\$ 145
Total Receipts	\$ 94,768	\$ 92,943	\$ 1,825	\$ 525,761	\$ 558,441	\$ (32,680)
Operating Disbursements:						
Payroll and Related Costs	(44,522)	(48,030)	3,509	(220,202)	(235,312)	15,110
Medical Plan	(3,731)	(5,002)	1,271	(23,469)	(25,010)	1,541
Total Payroll & Other Payroll Related Disbursements	\$ (48,252)	\$ (53,033)	\$ 4,780	\$ (243,671)	\$ (260,322)	\$ 16,651
Scholarships and Donations	\$ (2,267)	\$ (2,400)	132	\$ (84,270)	\$ (107,418)	23,149
Vendor Disbursements - PREPA	(1,874)	(2,944)	1,070	(11,665)	(14,722)	3,058
Vendor Disbursements - All Other	(16,232)	(16,670)	438	(107,100)	(83,350)	(23,750)
Total Operating Disbursements	\$ (20,374)	\$ (22,014)	\$ 1,640	\$ (203,034)	\$ (205,491)	\$ 2,457
Pension Payments ^(a)	(15,635)	(13,408)	(2,227)	(55,361)	(67,042)	11,680
Total Pensions Disbursements	\$ (15,635)	\$ (13,408)	\$ (2,227)	\$ (55,361)	\$ (67,042)	\$ 11,680
Disaster Relief Disbursements						
FEMA Supported Projects	\$ -	\$ -	\$ -	\$ -	\$ -	\$ -
Other Federally Supported Projects	-	-	-	-	-	-
Insurance Supported Projects	-	-	-	-	-	-
Total Disaster-related Disbursements	\$ -	\$ -	\$ -	\$ -	\$ -	\$ -
Total Capital Expenditures & Equipment	\$ (580)	\$ (3,871)	\$ 3,290	\$ (2,609)	\$ (19,353)	\$ 16,744
Total Disbursements (before Debt Service)	\$ (84,842)	\$ (92,326)	\$ 7,484	\$ (504,676)	\$ (552,208)	\$ 47,532
Net Cash Flow (before Debt Service)	\$ 9,926	\$ 618	\$ 9,309	\$ 21,086	\$ 6,234	\$ 14,852
Beginning Cash Balance	\$ 324,451	\$ 318,909	\$ 5,543	\$ 313,292	\$ 313,292	\$ (0)
Net Cash Flow (before debt service)	9,926	618	9,309	21,086	6,234	14,852
Ending Bank Cash Balance (before Debt Service)	\$ 334,378	\$ 319,526	\$ 14,851	\$ 334,378	\$ 319,526	\$ 14,851
Debt-Related Disbursements:						
Debt Payments	\$ (4,079)	\$ (4,021)	\$ (58)	\$ (20,579)	\$ (20,105)	\$ (474)
Interest	-	-	-	-	-	-
Total Debt Related Disbursements	\$ (4,079)	\$ (4,021)	\$ (58)	\$ (20,579)	\$ (20,105)	\$ (474)
Total Disbursements	\$ (88,921)	\$ (96,347)	\$ 7,426	\$ (525,255)	\$ (572,313)	\$ 47,058
Net Cash Flow (After Debt Service)	\$ 5,847	\$ (3,403)	\$ 9,251	\$ 506	\$ (13,871)	\$ 14,377
Beginning Cash Balance (after Debt Service)	\$ 307,951	\$ 302,825	\$ 5,126	\$ 313,292	\$ 313,292	\$ (0)
Total Net Cash Flow	5,847	(3,403)	9,251	506	(13,871)	14,377
Ending Bank Cash Balance (after Debt Service)	\$ 313,798	\$ 299,421	\$ 14,377	\$ 313,798	\$ 299,421	\$ 14,377

(a) Pension disbursements includes employer & employee contributions

APPENDIX B: HEADCOUNT SUMMARY FOR UPR BY DEPARTMENT, CAMPUS AND CATEGORY

	Jun-19	Jul-19	Aug-19	Sep-19	Oct-19	Nov-19	Dec-19	Jan-20	Feb-20	Mar-20	Apr-20	May-20	Jun-20
Breakdown by employee category													
Permanent	5,986	5,853	5,827	5,810	5,796	5,795							
Special	1,664	1,823	1,777	1,793	1,809	1,830							
Trust	841	821	837	843	845	848							
Part-time	629	294	557	920	996	1,008							
Contracted Teachers	242	82	329	421	444	444							
Probationary	379	335	334	328	322	324							
Temporary	196	199	422	500	513	509							
Substitute	208	162	169	175	174	173							
All other	255	237	268	288	304	327							
Total	10,400	9,806	10,520	11,078	11,203	11,258							

Breakdown by Depart. and Campus													
Junta de Gobierno	70	67	72	73	73	71							
Administracion Central	303	290	289	284	289	287							
Universitario de Rio Piedras	2,275	2,104	2,312	2,558	2,634	2,645							
Universitario Mayaguez	2,400	2,348	2,399	2,435	2,447	2,462							
Ciencias Medicas	2,423	2,347	2,377	2,398	2,410	2,434							
Cayey	433	395	438	456	463	463							
Humacao	493	462	520	562	579	584							
Aguadilla	280	269	322	361	361	360							
Utua	190	176	202	205	202	201							
Carolina	395	314	302	397	396	389							
Arecibo	435	392	452	483	478	486							
Ponce	309	284	390	408	409	415							
Bayamon	394	358	445	458	462	461							
Total	10,400	9,806	10,520	11,078	11,203	11,258							



APPENDIX B: HEADCOUNT SUMMARY FOR UPR BY DEPARTMENT, CAMPUS AND CATEGORY (Continues)

Junta de Gobierno	Jun-19	Jul-19	Aug-19	Sep-19	Oct-19	Nov-19	Dec-19	Jan-20	Feb-20	Mar-20	Apr-20	May-20	Jun-20
Trust	10	9	10	11	11	11							
Temporary	3	3	3	3	3	2							
Especial	5	5	8	8	8	8							
Permanent	45	43	43	44	44	43							
Probationary	2	2	2	1	1	1							
Substitute	5	5	5	5	5	5							
All Other	-	-	1	1	1	1							
Junta de Gobierno	70	67	72	73	73	71							

Administracion Central	Jun-19	Jul-19	Aug-19	Sep-19	Oct-19	Nov-19	Dec-19	Jan-20	Feb-20	Mar-20	Apr-20	May-20	Jun-20
Trust	55	52	51	52	54	54							
Contracted Teachers	4	4	3	3	3	1							
Especial	43	42	41	38	36	36							
Permanent	173	168	170	167	171	171							
Probationary	5	5	4	4	4	3							
Substitute	4	3	3	3	3	3							
Part-time	10	6	6	6	6	6							
Temporary	5	5	5	5	5	5							
All Other	4	-	-	-	-	-							
Administracion Central	303	290	289	284	289	287							

Universitario de Rio Piedras	Jun-19	Jul-19	Aug-19	Sep-19	Oct-19	Nov-19	Dec-19	Jan-20	Feb-20	Mar-20	Apr-20	May-20	Jun-20
Trust	156	152	158	156	159	159							
Contracted Teachers	86	33	21	33	50	52							
Especial	59	61	66	74	85	87							
Permanent	1,600	1,546	1,542	1,538	1,535	1,545							
Probationary	73	61	60	60	59	59							
Substitute	123	90	91	94	96	94							
Part-time	63	30	124	291	321	322							
Temporary	104	122	236	290	301	297							
All Other	11	-	-	-	-	-							
Universitario de Rio Piedras	2,275	2,104	2,312	2,558	2,634	2,645							

Universitario Mayaguez	Jun-19	Jul-19	Aug-19	Sep-19	Oct-19	Nov-19	Dec-19	Jan-20	Feb-20	Mar-20	Apr-20	May-20	Jun-20
Trust	118	114	115	117	117	117							
Contracted Teachers	1	1	4	7	9	9							
Especial	368	490	434	428	425	435							
Permanent	1,585	1,577	1,567	1,558	1,558	1,560							
Probationary	77	55	57	57	53	53							
Substitute	14	12	13	13	11	11							
Part-time	143	14	79	112	131	134							
Temporary	4	2	47	57	59	59							
All Other	90	-	-	-	-	-							
Universitario Mayaguez	2,400	2,348	2,399	2,435	2,447	2,462							

Ciencias Medicas	Jun-19	Jul-19	Aug-19	Sep-19	Oct-19	Nov-19	Dec-19	Jan-20	Feb-20	Mar-20	Apr-20	May-20	Jun-20
All Other	68	68	68	68	72	89							
All Other	24	23	37	40	44	46							
Trust	232	229	228	227	225	225							
Contracted Teachers	30	18	27	31	31	32							
Especial	1,046	1,038	1,036	1,043	1,048	1,053							
Permanent	664	636	638	638	641	639							
Probationary	104	100	97	95	90	89							
Substitute	2	2	2	2	1	1							
Part-time	183	175	181	188	191	193							
Temporary	26	23	22	22	22	21							
All Other	44	-	-	-	-	-							
Ciencias Medicas	2,423	2,347	2,377	2,398	2,410	2,434							

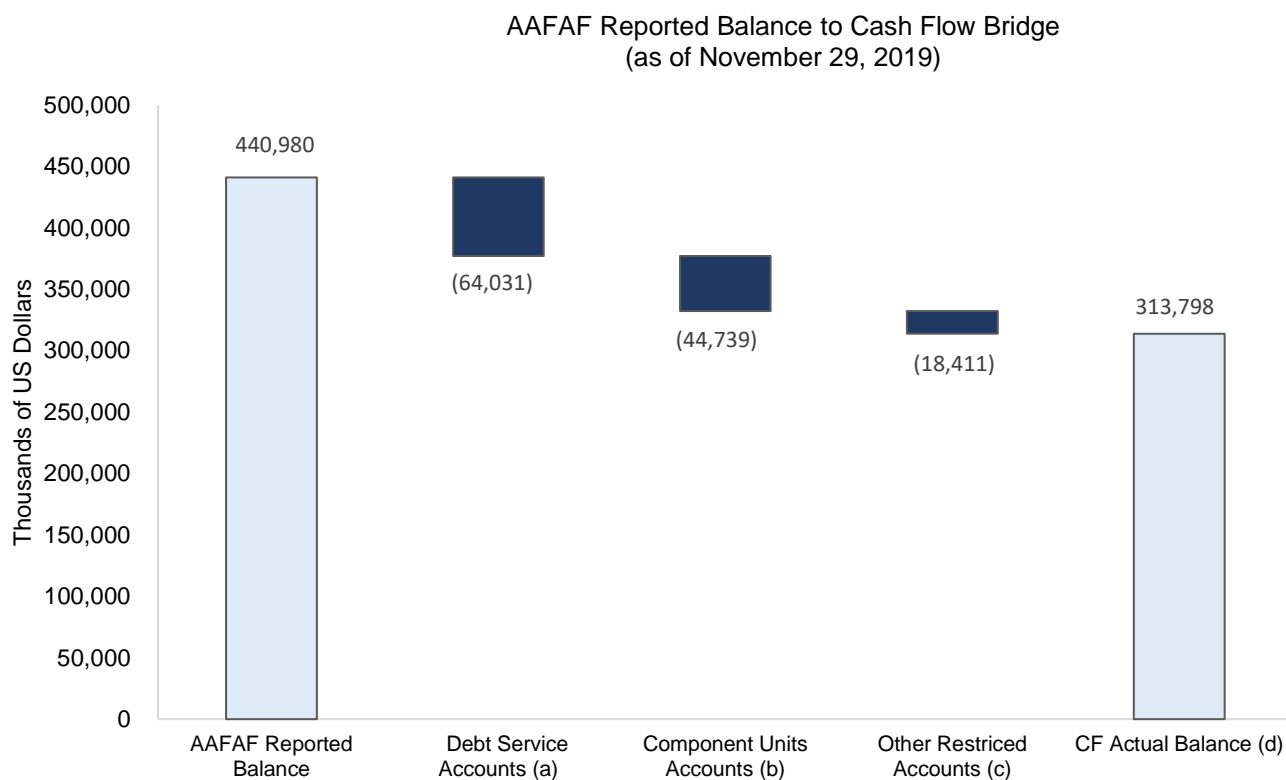
Cayey	Jun-19	Jul-19	Aug-19	Sep-19	Oct-19	Nov-19	Dec-19	Jan-20	Feb-20	Mar-20	Apr-20	May-20	Jun-20
Trust	37	35	36	35	38	38							
Contracted Teachers	18	5	45	51	51	52							
Permanent	295	293	292	289	285	284							
Probationary	23	19	18	20	20	21							
Substitute	19	18	18	19	19	19							
Part-time	6	2	3	12	17	19							
Temporary	4	-	-	1	1	-							
Especial	27	21	24	26	28	26							
All Other	4	-	-	-	-	-							
Cayey	433	395	438	456	463	463							

APPENDIX B: HEADCOUNT SUMMARY FOR UPR BY DEPARTMENT, CAMPUS AND CATEGORY (Continued)

UPR en Humacao	Jun-19	Jul-19	Aug-19	Sep-19	Oct-19	Nov-19	Dec-19	Jan-20	Feb-20	Mar-20	Apr-20	May-20	Jun-20
Trust	43	42	41	42	40	42							
Contracted Teachers	42	-	1	2	3	3							
Especial	2	34	38	38	41	44							
Permanent	322	318	320	317	317	315							
Temporary	2	3	19	22	23	25							
Probationary	33	33	32	33	33	33							
Substitute	1	-	1	2	2	2							
Part-time	48	30	65	103	118	118							
All Other	-	2	3	3	2	2							
Humacao	493	462	520	562	579	584							
UPR en Aguadilla	Jun-19	Jul-19	Aug-19	Sep-19	Oct-19	Nov-19	Dec-19	Jan-20	Feb-20	Mar-20	Apr-20	May-20	Jun-20
Trust	27	29	30	30	30	30							
Permanent	201	191	189	190	189	189							
Probationary	6	5	6	4	4	4							
Substitute	19	17	18	20	20	20							
Part-time	4	4	8	10	12	12							
Contracted Teachers	6	2	48	81	81	80							
Especial	13	17	18	20	19	19							
All Other	4	-	-	-	-	-							
Aguadilla	280	269	322	361	361	360							
UPR en Utuado	Jun-19	Jul-19	Aug-19	Sep-19	Oct-19	Nov-19	Dec-19	Jan-20	Feb-20	Mar-20	Apr-20	May-20	Jun-20
Trust	19	18	19	20	19	20							
Contracted Teachers	4	2	26	27	27	27							
Especial	3	3	3	3	3	3							
Permanent	134	133	129	128	128	126							
Probationary	9	7	7	7	6	6							
Substitute	2	2	2	2	2	2							
Part-time	19	11	15	17	16	16							
Temporary	-	-	1	1	1	1							
Utuado	190	176	202	205	202	201							
UPR en Carolina	Jun-19	Jul-19	Aug-19	Sep-19	Oct-19	Nov-19	Dec-19	Jan-20	Feb-20	Mar-20	Apr-20	May-20	Jun-20
Trust	37	37	38	37	38	37							
Temporary	12	10	10	17	17	14							
Especial	27	52	38	39	38	38							
Permanent	206	205	204	203	199	198							
Probationary	9	8	9	9	10	10							
Substitute	-	-	-	-	-	-							
Part-time	102	-	1	90	91	89							
Contracted Teachers	2	2	2	2	3	3							
Carolina	395	314	302	397	396	389							
UPR en Arecibo	Jun-19	Jul-19	Aug-19	Sep-19	Oct-19	Nov-19	Dec-19	Jan-20	Feb-20	Mar-20	Apr-20	May-20	Jun-20
Permanent	292	289	288	286	283	283							
Trust	34	33	34	38	35	36							
Contracted Teachers	29	11	56	80	82	81							
Part-time	33	19	34	40	39	44							
Substitute	3	4	4	4	4	4							
Especial	21	16	16	16	17	18							
Probationary	12	12	11	10	10	10							
Temporary	8	5	6	6	4	6							
All Other	3	-	-	-	-	-							
Arecibo	435	392	452	483	478	486							
UPR en Ponce	Jun-19	Jul-19	Aug-19	Sep-19	Oct-19	Nov-19	Dec-19	Jan-20	Feb-20	Mar-20	Apr-20	May-20	Jun-20
Trust	35	33	35	36	37	37							
Permanent	193	197	193	197	195	195							
Probationary	9	10	11	11	11	11							
Substitute	15	8	11	10	10	11							
Temporary	28	26	31	33	34	36							
All Other	2	-	2	3	3	3							
Contracted Teachers	20	4	96	104	104	104							
Especial	7	4	9	12	12	14							
All Other													
Ponce	309	284	390	408	409	415							
UPR en Bayamon	Jun-19	Jul-19	Aug-19	Sep-19	Oct-19	Nov-19	Dec-19	Jan-20	Feb-20	Mar-20	Apr-20	May-20	Jun-20
Trust	38	38	42	42	42	42							
Permanent	276	257	252	255	251	247							
Probationary	17	18	20	17	21	24							
Substitute	1	1	1	1	1	1							
Part-time	18	3	41	51	54	54							
Temporary	-	-	42	43	43	43							
Especial	43	40	46	48	49	49							
All Other	1	-	-	-	-	-							
Bayamon	394	358	445	458	462	461							
Total Headcount	10,400	9,806	10,520	11,078	11,203	11,258							

APPENDIX C: RECONCILIATION BETWEEN AAFAF REPORTED FIGURES³ AND THE FIGURES IN THIS REPORT⁴ AS OF NOVEMBER 2019

(\$000's)	AAFAF Reported Balance (a)	CF Actual Balance	Variance	Variance due to:	
				Timing	Nonoperational Accounts
University of Puerto Rico ("UPR") (a)	440,980	313,798	127,182		127,182



Notes:

- (a) Funds held in non-operational accounts at UPR include: \$64.0M for debt service obligations, \$44.7M for the UPR Component Units and \$18.3M in other restricted cash accounts.
- (b) Component Units Accounts managed by UPR not included in cash flow reporting: Desarrollos Universitarios, Inc. ("DUI"), Servicios Médicos Universitarios, Inc. ("the Hospital" or "SMU"), University of Puerto Rico Parking System, Inc. ("UPRPS"), Research Center for Molecular Sciences ("CICIM") and Materials Characterization Center, Inc. ("MCC").
- (c) Mainly related to accounts managed by UPR campuses; these funds are restricted and assigned to specific purposes.
- (d) Not all of ending cash balance is considered unrestricted. The University still considers some cash in its ending balance to be restricted and earmarked for designated operational purposes.

³ AAFAF reported figures as per "Summary of Bank Account Balances for the Government of Puerto Rico and its Instrumentalities" report dated November 29, 2019.

⁴ This report is prepared based on reported operational cash balances as November 29, 2019, and there are two types of reconciliation differences between the sources of information: timing differences produced by the account delays, or cash being held in nonoperational bank accounts.