



UPR
Universidad de Puerto Rico
Tu Universidad



University of Puerto Rico (UPR)

LIQUIDITY REPORT FOR THE MONTH OF DECEMBER 2020

DISCLAIMER

This presentation was prepared as part of the Puerto Rico Fiscal Agency and Financial Advisory Authority (“AAFAF”) ongoing evaluation of financial matters of the Government of Puerto Rico, its public corporations and instrumentalities (collectively, the “Government”). Government creditors and other third parties should not rely on the information included in this presentation to purchase or sell any security or make any investment decision regarding securities issued by the Government. The amounts shown on this presentation are based on information obtained by AAFAF from governmental instrumentalities and financial institutions as of the dates indicated. AAFAF has not validated all of the information received and, as a result, cannot and does not assume any responsibility for the accuracy of such information. As additional information becomes available, there could be material changes to the information contained herein.

This presentation contains certain “forward-looking” statements and information (including the liquidity projections set forth herein). These forward-looking statements are not guarantees of future performance and involve certain risks, uncertainties, estimates, expectations and assumptions by AAFAF and the Government that are difficult to predict, inherently uncertain and some of which are beyond the control of AAFAF and the Government. Information that subsequently becomes available may have a material impact on the liquidity projections set forth herein.

Certain amounts shown in this presentation are for specific periods or as of specific dates. Cash flows and account balances are expected to change, potentially materially, on a day to day basis based on, among other things, the receipts and disbursements of funds by the Government, which can be affected by a number of factors, including judicial determinations.

Any statement as to the restricted or unrestricted nature of any amounts is preliminary and subject to further analysis.

The amounts shown in this presentation (including those related to the cash receipts, disbursements, accounts receivable, accounts payable and account balances) have not been confirmed through an audit conducted in accordance with generally accepted auditing standards, an examination of internal controls or other attestation or review services in accordance with standards established by the American Institute of Certified Public Accountants or any other organization. Accordingly, none of AAFAF, the Government, and each of their respective officers, directors, employees, agents, attorneys, advisors, members, partners or affiliates (collectively, with AAFAF and the Government, the “Parties”) express an opinion or any other form of assurance on the financial or other information contained in this presentation.

The Parties make no representation or warranty, express or implied, to any third party with respect to the information contained in this presentation, and all Parties expressly disclaim any such representations or warranties.

The Parties do not owe or accept any duty or responsibility to any reader or recipient of this presentation, whether in contract or tort, and shall not be liable for or in respect of any loss, damage (including without limitation consequential damages or lost profits) or expense of whatsoever nature of such third party that may be caused by, or alleged to be caused by, the use of this presentation or that is otherwise consequent upon the gaining of access to this document by such third party.

This presentation may contain capitalized terms that are not defined herein, or may contain terms that are discussed in other documents or that are commonly understood. You should make no assumptions about the meaning of capitalized terms that are not defined, and you should consult with AAFAF should clarification be required.

The Parties do not undertake any duty to update the information contained in this presentation.

By receiving this document, the recipient shall be deemed to have acknowledged and agreed to the terms and limitations described in these disclaimers.

GLOSSARY

AAFAF	Puerto Rico Fiscal Agency and Financial Advisory Authority.
A/P	Accounts payable.
A/R	Accounts receivable.
CapEx	Capital expenditures.
Component Unit (CU)	Public corporation of the Commonwealth of Puerto Rico.
Contracted Professor	Contracted professors where contracts will not exceed four (4) years
Disaster-Related Disbursements	Expenditures related to the damages caused from hurricanes and other disasters.
Disaster-Related Receipts	Federal emergency funds, insurance related to hurricanes and other disasters.
DPO (Intergovernmental)	Days Payable Outstanding [Intergovernmental Payables divided by trailing 12 months PayGo Charges plus Facilities/Rent Payments multiplied by 365].
DPO (Third Party)	Days Payable Outstanding [Third Party Payables divided by trailing 12 months Operating Disbursements, not including Payroll Costs, PayGo, Christmas Bonus, or Facilities/Rent Payments multiplied by 365].
DSO (Intergovernmental)	Days Sales Outstanding [Intergovernmental Receivables divided by trailing 12 months Intergovernmental Receipts multiplied by 365].
DSO (Third Party)	Days Sales Outstanding [Third Party Receivables divided by trailing 12 months Third Party Receipts multiplied by 365].
DTPR, Hacienda	Puerto Rico Department of Treasury.
FEMA	Federal Emergency Management Agency coordinates the federal government's role in preparing for, preventing, mitigating the effects of, responding to, and recovering from all domestic disasters, whether natural or man-made, including acts of terror.
FOMB	Financial Oversight and Management Board of Puerto Rico.
General Fund	The Commonwealth's principal operating fund.
Intergovernmental Receipts	General fund appropriations to and funds transferred between public corporations and municipalities.
Liquidity Plan (LP)	UPR Liquidity Plan (The Liquidity Plan) is the translation of the Fiscal Year 2020 UPR Budget into a cash flow forecast, updated adjusted for seasonality of cash receipts and disbursements.
OCFO	The office of the Chief Financial Officer of Puerto Rico.
Operating Disbursements	Includes payroll and related costs, material and supplies, purchased services, professional services, donations, subsidies, transportation expenses, media ads, and other operating payments.
Operating Receipts	Revenues collected from operations.
Part-time Appointees	Fixed-term appointments granted to cover a position, or an unregulated position that entails the provision of services through an irregular schedule, depending on their classification as teaching staff or non-teaching staff. The permanence to the employees of the University of Puerto Rico is guaranteed.
Permanent Appointees	Appointments granted to cover a position, or regular position approved in the budget, after the incumbent has satisfactorily complied the period of probationary work.
Probationary Appointees	Appointments initially granted to cover a position, or a position approved in the budget for a fixed duration in accordance with the provisions of the General Rules of UPR. During the appointment period, the appointee will be subjected to evaluation to determine, if at the end of the probationary period, he/she will be retained for a permanent appointment.
PROMESA	The Puerto Rico Oversight, Management, and Economic Stability Act (PROMESA) is a 2016 US federal law that established an oversight board, a process for restructuring debt, and expedited procedures for approving critical infrastructure projects in order to combat the Puerto Rican government-debt crisis.
Special Appointees	Appointments granted to cover a position, or position paid with funds of extra university origin, whose recurrence is not guaranteed. The University authorities may consider the experience acquired by employees with this type of appointment, if they happen to occupy regular positions.

Substitute Appointees	Appointments granted to university staff for a period not greater than twelve (12) months, to provisionally cover a position or regular position approved in the budget, while the incumbent in ownership thereof is in use of the license. This appointment must not be the prelude to a probationary or permanent appointment, unless this is achieved through the regular procedure that establishes the General Rules of UPR.
Temporary Appointees	Appointments granted to cover a non-regular position or positions, which get approved for a fixed period no longer than twelve (12) months to meet the needs of special services, such as unforeseen and occasional increases in the volume of the work.
Trust Position	Appointments that extend to university personnel denominated of trust in Chapter VIII, Article 71 of the General Rules of UPR. The positions of trust will be of free selection and removal in regard to the positions or posts thus classified; but will retain the rights acquired by virtue of some previous regular appointment in the System.
UPR	University of Puerto Rico, a public corporation and a component unit of the Commonwealth of Puerto Rico. UPR consists of 11 campuses: Medical Sciences, Aguadilla, Arecibo, Bayamón, Carolina, Cayey, Humacao, Mayagüez, Ponce, Río Piedras, and Utuado.

INTRODUCTION

AAFAF has been compiling financial information from selected public corporations of the Commonwealth of Puerto Rico that are component units (“CU”) for financial reporting purposes, as part of AAFAF’s evaluation of the liquidity of the Government of Puerto Rico and its public corporations.

This report is for the month of December 2020 of FY21, and presents information with respect to the University of Puerto Rico (UPR). UPR prepared its Fiscal Year 2021 (“FY21”) Liquidity Plan in December 2020, using the FOMB certified budget as the baseline for liquidity planning. For FY21, a forecast is provided that takes into consideration timing and seasonality of cash inflows and outflows, based on conversations with UPR finance and accounting management, and based on observations for historical FY19 and FY20 actual cash flow data.

The forecast contains projections of cash receipts (which include revenues collected from operations; intergovernmental receipts – general fund appropriations and other transfers from Central Government and public corporations; disaster relief receipts – federal funds, insurance proceeds related to Hurricanes and other disasters, and other federal funds), and cash disbursements (which include operating payments – e.g. payroll and related costs, purchased services, professional services, transportation expenses, disaster relief disbursements – e.g. expenditures related to the damages caused from Hurricanes and other disasters), and CapEx. This cash flow information is included in section “A” of this report.

UPR is also expected to report monthly headcount figures in order to monitor changes in staff levels and their actual and projected effects on payroll costs. This information is presented in the document under section “B”.

A full year FY21 Sources and Uses of Funds is provided to allow readers to bridge the beginning cash balance as of July 1, 2020 and forecasted ending cash at June 30, 2021. This information is presented in the document under section “C”.

This report also contains pertinent working capital information for UPR. Where available, UPR has provided information on Accounts Payable and Accounts Receivable. Figures are unaudited and subject to change. This information is presented in the document under section “D”.

The report contains three Appendix items. The first Appendix is the cash flow template ‘Actual vs Liquidity Plan’ for the month of December 2020 of FY21 figures and variances. The second Appendix is the headcount detail, which is based on information provided by UPR management. The third of these Appendix items is a cash reconciliation. A bridge is provided between the actual cash data provided by UPR as of December 31, 2020 and the December 2020 AAFAF reported figures represented in the “Summary of Bank Account Balances for the Government of Puerto Rico and its Instrumentalities”.

TABLE OF CONTENTS

EXECUTIVE SUMMARY – OPERATING LIQUIDITY AS OF DECEMBER 20207

I. UNIVERSITY OF PUERTO RICO (“UPR”)8

APPENDIX A: CASH FLOW TEMPLATE: ACTUAL vs LP11

APPENDIX B: HEADCOUNT SUMMARY FOR UPR BY DEPARTMENT, CAMPUS AND CATEGORY12

APPENDIX B: HEADCOUNT SUMMARY FOR UPR BY DEPARTMENT, CAMPUS AND CATEGORY (CONTINUED).....13

APPENDIX B: HEADCOUNT SUMMARY FOR UPR BY DEPARTMENT, CAMPUS AND CATEGORY (CONTINUED).....14

APPENDIX C: RECONCILIATION BETWEEN AAFAP REPORTED FIGURES AND THE FIGURES IN THIS REPORT AS OF DECEMBER 2020 .15

EXECUTIVE SUMMARY – OPERATING LIQUIDITY AS OF DECEMBER 2020

COMPONENT UNIT	HIGHLIGHTS	FY21 BEGINNING BALANCE	12/31/20 ACTUAL ENDING BALANCE	FY21 FORECAST YEAR-END BALANCE
University of Puerto Rico (UPR)	Through December-2020, UPR experienced negative net cash flow of \$84.9M and ended the month with a cash balance of \$144.0M primarily driven by a negative variance in federal funds receipts (Pell Grants), which is permanent since they are presented net of scholarship discounts, versus budget which uses gross amounts.	\$228.9	\$144.0	\$195.9

I. UNIVERSITY OF PUERTO RICO (“UPR”)

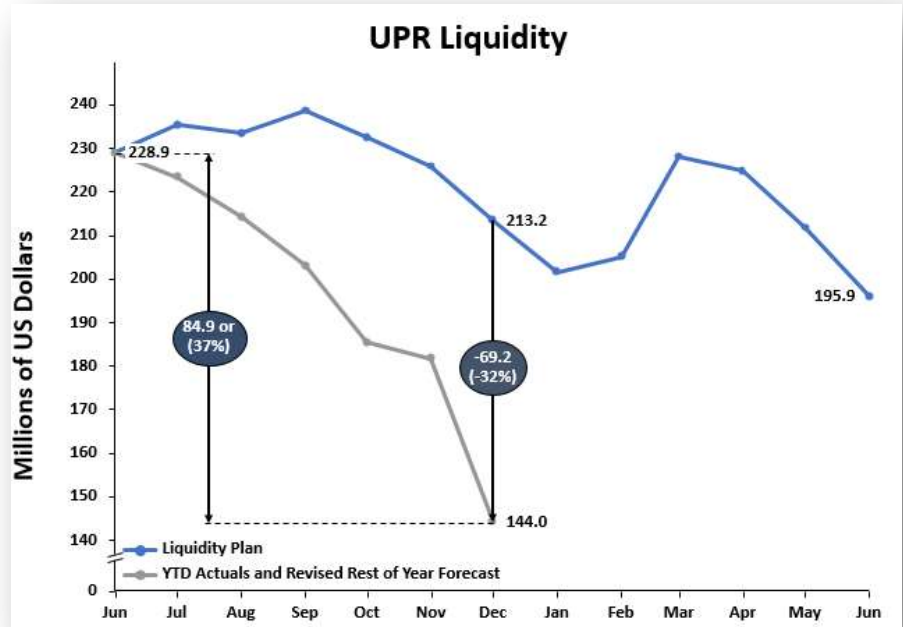
Primary Business Activity: UPR is a state-supported university system created by the Law No. 1 of January 20, 1966, “Law of the University of Puerto Rico” (“Act No. 1”), as amended. UPR is responsible for serving the people of Puerto Rico to contribute to the development and enjoyment of the fundamental, ethical, and aesthetic values of Puerto Rican culture by providing high-quality education and creating new knowledge through research and exploration of the Arts, Sciences, and Technology.

Key Takeaways: Through December-20, UPR experienced negative \$84.9M in net cash flow and ended the month of December with a cash balance of \$144.0M. The UPR has a negative net cash flow variance after debt service of \$69.2M compared to forecast. The negative variance is driven by lower than projected receipts in federal funds (Pell Grants) and higher than projected vendor disbursements. Negative variances are partially offset by lower than projected disbursements in scholarship and donations, and capital expenditures.

A. FY21 Operating Liquidity – Actuals¹ and FY21 Liquidity Plan

1. (\$69.2M) FY21 actuals vs. Liquidity Plan YTD actuals:

- (\$73.1M) negative variance in federal funds receipts (Pell Grants), which is permanent since they are presented net of scholarship discounts, versus budget which uses gross amounts.
- (\$48.7M) negative timing variance in vendor disbursements (Including PREPA) which is partially related to payments for FY20 expenditures.
- (\$26.4M) negative variance in tuition which is timing related as receipts are expected to rise during the upcoming months.
- (\$16.1M) negative variance in campus-generated inflows, which is permanent, due to the COVID-19 measures that maintains campus facilities closed.
- \$54.8M positive variance in scholarships and donations which is permanent since scholarships applied to tuition are presented net, versus budget which uses gross amounts.
- \$19.1M positive variance in capital expenditures due to lower than expected capital projects disbursements.
- \$18.3M positive variance due to CARES Act receipts, which were not included in budget.
- \$2.8M net positive variance in remaining receipts/disbursements, primarily driven by lower than expected disbursements in total payroll and related costs; partially offset by higher than expected debt service payments.



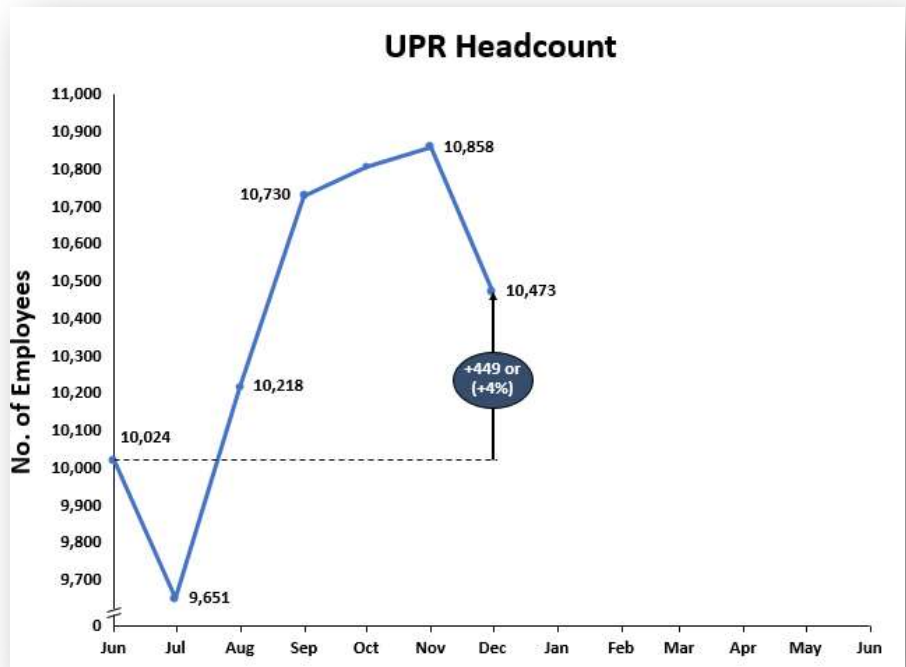
¹ Appendix includes reconciliation between AAFAF reported cash figures and the figures in this report.

B. Headcount / Payroll

1. Headcount: Increased from 10,024 to 10,473 (+449 or +4%) from Jun-20 to December-20. Increase in headcounts are due to normal seasonality.

a. By campus: Increase in headcount is primarily due to increases at the Río Piedras (+360), Bayamón (+90), and Arecibo (+62) campuses; partially offset by decreases in Carolina (-89) and Mayaguez (-34) campuses.

b. By category: Increase in headcount is primarily due to increases in part-time (+238), contracted professors (+230) and temporary (+140); partially offset by decreases in permanent (-105) and probationary (-48).



2. Payroll: Disbursements through December-20 were \$318.9M, slightly lower than forecast.

I. UNIVERSITY OF PUERTO RICO ("UPR") (Continued)

C. Full Year FY21 Sources and Uses of Funds (Includes reapportionments approved by FOMB on November 20 and 24)

1. Sources \$1,225.0M:

a. \$559.9M in General Fund appropriations from the central government.

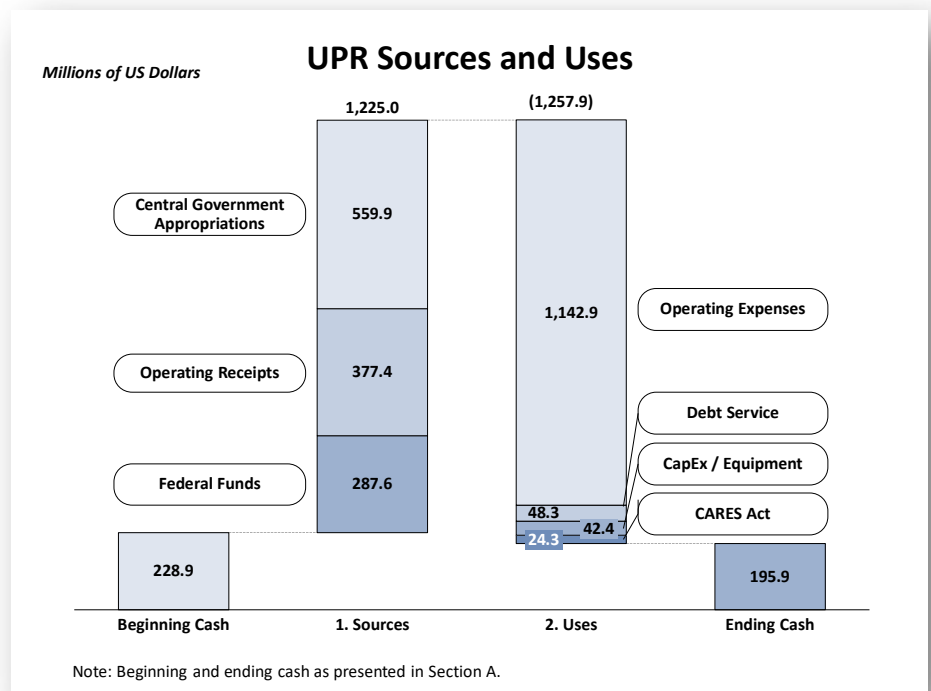
b. Operating receipts total \$377.4M, comprised of \$168.6M in tuition receipts, \$157.8M in campus-generated inflows, \$49.0M in slot machine revenues and \$2.0M from other receipts.

c. Federal funds received for federally supported UPR projects and programs total \$287.6M.

2. Uses (\$1,257.9M):

a. Total operating disbursement (\$1,142.9M), driven by payroll & related costs of (\$621.1M), scholarships and donations of (\$193.4M), pension payments of (\$159.7M), vendor payments to PREPA (\$29.6M), and all other vendor payments (\$139.1M).

b. Total debt service of (\$48.3M), Capital Expenditures and equipment of (\$42.4M) and CARES Act disbursements funds (\$24.3M).



Note: Beginning and ending cash as presented in Section A.

D. Accounts Receivable / Accounts Payable²

1. Accounts Receivable:

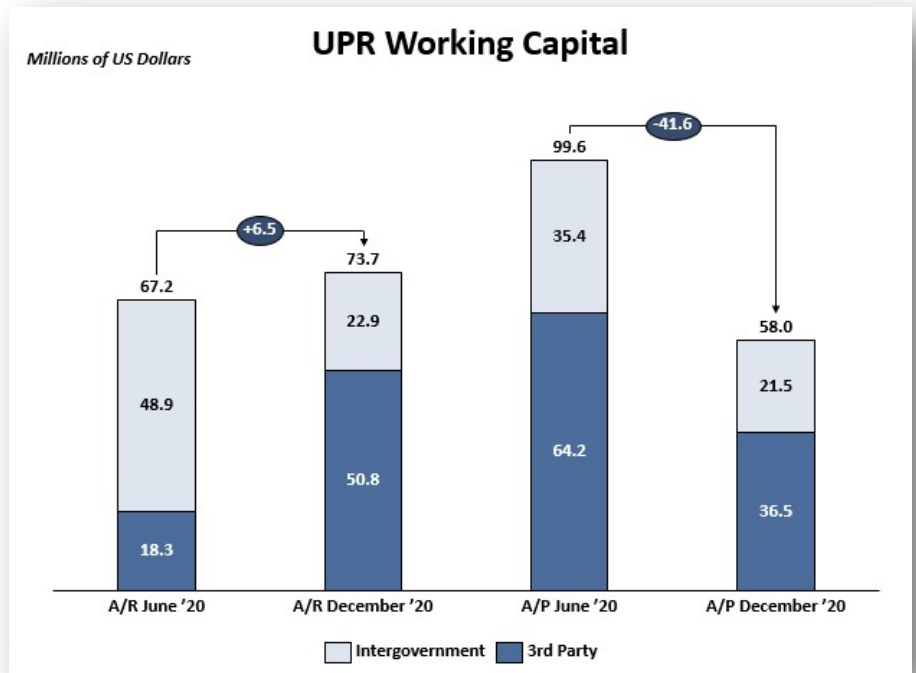
- a. \$6.5M increase from Jun-20 to December-20, driven by increases of \$34.9M in student tuition and other fees receivables partially offset by a decrease of \$22.5M in federal government receivables.

2. Accounts Payable:

- a. \$41.6M decrease from Jun-20 to December-20, driven by decreases of \$27.7M in total third party payables.

3. Working Capital:

- a. The change in net working capital through December-20 was a \$48.1M use of cash due to the above changes.



² Figures are unaudited and subject to change.

APPENDIX A: CASH FLOW TEMPLATE: ACTUAL vs LP

Note: Includes reapportionments approved by FOMB on November 20 and 24.

University of Puerto Rico

Liquidity

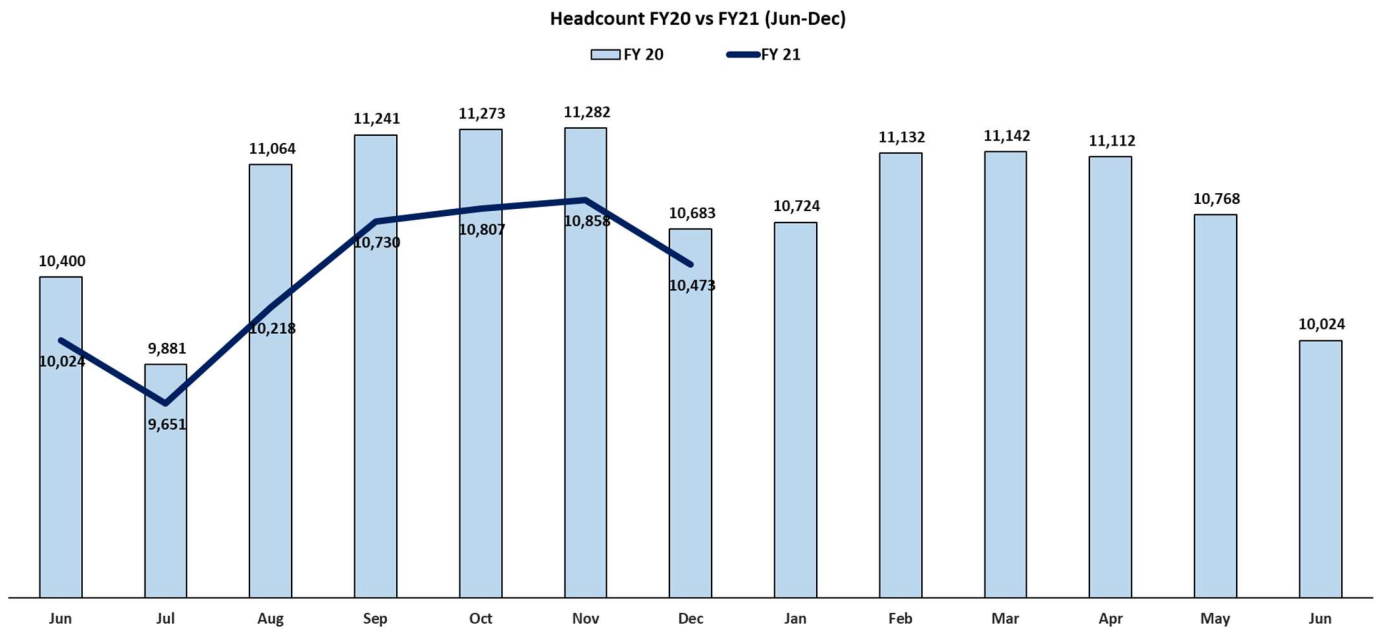
For the month of December 2020

(figures in \$000's)	Actual		Forecast		Actual		Forecast		Annual	Annual	
	Notes	Dec-20	Dec-20	Variance \$	Variance %	YTD	YTD	Variance \$	Variance %	FOMB Certified Budget	% from FOMB Budget
Central Government Appropriations:											
TSA General Fund Appropriation - Net Measures	\$	40,593	\$ 40,592	\$ 1	0%	\$ 243,559	\$ 243,553	\$ 6	0%	\$ 501,102	-51%
TSA General Fund Appropriation - Joint Resolutions		3,081	2,439	642	26%	15,806	14,637	1,169	8%	29,273	-46%
Other Appropriations		2,460	2,458	2	0%	14,760	14,750	10	0%	29,500	-50%
Total Central Government Appropriations	\$	46,135	\$ 45,490	\$ 645	1%	\$ 274,125	\$ 272,939	\$ 1,186	0%	\$ 559,875	-51%
Operating Receipts:											
PR Slot Machine Receipts - Law 36	\$	13,256	\$ 5,446	\$ 7,811	143%	\$ 16,365	\$ 16,337	\$ 28	0%	\$ 49,015	-67%
Tuition		1,999	17,054	(15,055)	-88%	75,131	101,549	(26,418)	-26%	168,575	-55%
Campus-generated inflows		12,213	16,238	(4,025)	-25%	75,089	91,148	(16,059)	-18%	157,844	-52%
Other Receipts		-	167	(167)	-100%	-	1,000	(1,000)	-100%	2,000	-100%
Total Operating Receipts	\$	27,468	\$ 38,904	\$ (11,436)	-29%	\$ 166,585	\$ 210,034	\$ (43,449)	-21%	\$ 377,434	-56%
Other Receipts:											
Intra-Government Receipts - Federal Funds - Net of Scholarship Discount	\$	7,405	18,201	(10,796)	-59%	71,249	144,369	(73,120)	-51%	287,647	-75%
Total Other Receipts	\$	7,405	\$ 18,201	(10,796)	-59%	\$ 71,249	\$ 144,369	(73,120)	-51%	\$ 287,647	-75%
Disaster Relief Receipts:											
FEMA and Insurance Receipts	\$	276	-	276	0%	1,415	-	1,415	0%	-	0%
CARES Act - Emergency Relief Fund		8,375	-	8,375	0%	18,251	-	18,251	0%	-	0%
Other		-	-	-	0%	-	-	-	0%	-	0%
Total Disaster Relief Receipts	\$	8,651	\$ -	\$ 8,651	0%	\$ 19,666	\$ -	\$ 19,666	0%	\$ -	0%
Total Receipts	\$	89,659	\$ 102,595	\$ (12,936)	-13%	\$ 531,625	\$ 627,342	\$ (95,717)	-15%	\$ 1,224,956	-57%
Operating Disbursements:											
Payroll and Related Costs	\$	(57,235)	(60,480)	3,246	-5%	(290,825)	(293,047)	2,222	-1%	(563,060)	-48%
Medical Plan		(9,273)	(5,607)	(3,666)	65%	(28,097)	(29,861)	1,764	-6%	(58,020)	-52%
Total Payroll & Other Payroll Related Disbursements	\$	(66,507)	(66,087)	(420)	1%	(318,921)	(322,908)	\$ 3,986	-1%	\$ (621,080)	-49%
Scholarships and Donations	\$	(2,588)	(6,802)	4,214	-62%	(41,614)	(96,449)	54,835	-57%	(193,411)	-78%
Vendor Disbursements - PREPA		(2,256)	(3,637)	1,381	-38%	(10,667)	(13,017)	2,351	-18%	(29,615)	-64%
Vendor Disbursements - All Other		(27,499)	(15,242)	(12,257)	80%	(124,230)	(73,208)	(51,022)	70%	(139,100)	-11%
Total Operating Disbursements	\$	(32,343)	(25,681)	(6,663)	26%	(176,510)	(182,674)	\$ 6,164	-3%	\$ (362,126)	-51%
Pension Payments (a)	\$	(13,159)	(13,308)	149	-1%	(78,451)	(79,850)	1,399	-2%	(159,700)	-51%
Total Pensions Disbursements	\$	(13,159)	(13,308)	149	-1%	(78,451)	(79,850)	1,399	-2%	(159,700)	-51%
Disaster Relief Disbursements											
FEMA Supported Projects	\$	-	-	-	0%	-	-	-	0%	-	0%
CARES Act - Emergency Relief Fund - Disbursements		(3,811)	(2,026)	(1,785)	88%	(12,819)	(12,158)	(661)	5%	(24,315)	-47%
Insurance Supported Projects		-	-	-	0%	-	-	-	0%	-	0%
Other		-	-	-	0%	-	-	-	0%	-	0%
Total Disaster-related Disbursements	\$	(3,811)	(2,026)	(1,785)	88%	(12,819)	(12,158)	(661)	5%	(24,315)	-47%
Total Capital Expenditures & Equipment	\$	-	(3,909)	3,909	-100%	(2,170)	(21,298)	19,128	-90%	(42,448)	-95%
Total Disbursements (before Debt Service)	\$	(115,822)	(111,011)	(4,810)	4%	(588,872)	(618,887)	\$ 30,015	-5%	(1,209,669)	-51%
Net Cash Flow (before Debt Service)	\$	(26,163)	(8,416)	(17,746)	211%	(57,246)	8,455	(65,702)	-777%	15,286	-474%
Beginning Cash Balance	\$	197,784	225,634	(27,850)	-12%	228,867	228,867	-	0%	228,867	0%
Net Cash Flow (before debt service)		(26,163)	(8,416)	(17,746)	211%	(57,246)	8,455	(65,702)	-777%	15,286	-474%
Ending Bank Cash Balance (before Debt Service)	\$	171,621	217,217	(45,597)	-21%	171,621	237,322	(65,702)	-28%	244,153	-30%
Debt-Related Disbursements:											
Debt Payments	\$	(11,275)	(4,021)	(7,254)	180%	(27,658)	(24,126)	(3,532)	15%	(48,252)	-43%
Interest		-	-	-	0%	-	-	-	0%	-	0%
Total Debt Related Disbursements	\$	(11,275)	(4,021)	(7,254)	180%	(27,658)	(24,126)	(3,532)	15%	(48,252)	-43%
Total Disbursements	\$	(127,096)	(115,032)	(12,064)	10%	(616,530)	(643,013)	26,483	-4%	(1,257,921)	-51%
Net Cash Flow (After Debt Service)	\$	(37,438)	(12,437)	(25,000)	201%	(84,904)	(15,671)	(69,234)	442%	(32,966)	158%
Beginning Cash Balance	\$	181,400	225,634	(44,234)	-20%	228,867	228,867	-	0%	228,867	0%
Total Net Cash Flow		(37,438)	(12,437)	(25,000)	201%	(84,904)	(15,671)	(69,234)	442%	(32,966)	158%
Ending Bank Cash Balance (after Debt Service)	\$	143,963	213,196	(69,234)	-32%	143,963	213,196	(69,234)	-32%	195,901	-27%

(a) Pension Disbursements only includes Employer Contributions (hence, does not include employee contributions).

APPENDIX B: HEADCOUNT SUMMARY FOR UPR BY DEPARTMENT, CAMPUS AND CATEGORY

All Employees	Jul-20	Aug-20	Sep-20	Oct-20	Nov-20	Dec-20
Breakdown by employee category						
Permanent	5,592	5,572	5,566	5,557	5,555	5,546
Special	1,861	1,740	1,775	1,764	1,802	1,808
Trust	865	875	881	884	883	886
Part-time	263	520	818	894	902	749
Contracted Professor	99	321	411	423	424	341
Probationary	271	269	260	251	250	250
Temporary	260	472	552	570	568	415
Substitute	144	147	147	144	141	138
All other	296	302	320	320	333	340
Total	9,651	10,218	10,730	10,807	10,858	10,473
Breakdown by Depart. and Campus						
Governing Board	70	70	70	70	68	69
Central Administration	272	265	269	272	274	274
Rio Piedras	2,078	2,276	2,429	2,500	2,512	2,527
Mayaguez	2,273	2,318	2,381	2,394	2,403	2,292
Medical Sciences	2,363	2,360	2,389	2,372	2,386	2,404
Cayey	381	432	434	437	441	420
Humacao	446	462	550	552	550	459
Aguadilla	266	293	345	345	346	317
Utua	167	186	189	188	188	167
Carolina	289	290	368	373	372	294
Arecibo	387	448	469	470	484	464
Ponce	298	383	390	388	388	339
Bayamon	361	435	447	446	446	447
Total	9,651	10,218	10,730	10,807	10,858	10,473



APPENDIX B: HEADCOUNT SUMMARY FOR UPR BY DEPARTMENT, CAMPUS AND CATEGORY (CONTINUED)

Governing Board	Jul-20	Aug-20	Sep-20	Oct-20	Nov-20	Dec-20
Trust	12	12	12	12	12	12
Temporary	2	3	3	3	3	3
Especial	9	9	9	9	9	10
Permanent	39	39	37	37	36	36
Probationary	2	2	4	4	4	4
Substitute	5	4	4	4	3	3
All Other	1	1	1	1	1	1
Governing Board	70	70	70	70	68	69

Central Administration	Jul-20	Aug-20	Sep-20	Oct-20	Nov-20	Dec-20
Trust	59	57	57	61	61	61
Contracted Teachers	1	1	1	2	2	3
Especial	34	29	32	32	32	31
Permanent	154	152	153	152	152	153
Probationary	5	6	6	6	6	5
Substitute	2	2	2	2	2	2
Part-time	6	6	7	6	6	6
Temporary	5	5	4	4	5	5
All Other	0	0	0	0	0	0
Central Administration	272	265	269	272	274	274

UPR - Rio Piedras	Jul-20	Aug-20	Sep-20	Oct-20	Nov-20	Dec-20
Trust	160	161	163	163	164	163
Contracted Teachers	10	11	30	42	42	43
Especial	81	87	89	90	91	92
Permanent	1494	1491	1487	1484	1482	1481
Probationary	53	52	52	51	51	51
Substitute	87	88	85	82	80	80
Part-time	21	77	184	236	250	273
Temporary	165	294	317	325	323	310
All Other	0	0	0	0	0	0
UPR - Rio Piedras	2,078	2,276	2,429	2,500	2,512	2,527

UPR - Mayaguez	Jul-20	Aug-20	Sep-20	Oct-20	Nov-20	Dec-20
Trust	120	122	123	123	122	123
Contracted Teachers	1	2	8	9	9	2
Especial	515	383	378	376	383	390
Permanent	1498	1497	1487	1482	1480	1475
Probationary	34	31	34	32	33	34
Substitute	5	3	3	2	2	2
Part-time	11	163	200	215	216	178
Temporary	2	29	61	72	72	3
All Other	0	0	0	0	0	0
UPR - Mayaguez	2,273	2,318	2,381	2,394	2,403	2,292

UPR - Medical Sciences	Jul-20	Aug-20	Sep-20	Oct-20	Nov-20	Dec-20
Trust	232	232	230	229	229	230
Contracted Teachers	27	27	31	27	27	31
Especial	1021	1018	1032	1018	1038	1043
Permanent	630	630	628	627	627	627
Probationary	85	85	85	85	85	85
Substitute	1	1	1	2	2	2
Part-time	164	169	174	179	167	172
Temporary	27	27	26	24	23	23
All Other	0	0	0	0	0	0
UPR - Medical Sciences	2,363	2,360	2,389	2,372	2,386	2,404

UPR - Cayey	Jul-20	Aug-20	Sep-20	Oct-20	Nov-20	Dec-20
Trust	39	39	39	39	39	40
Contracted Teachers	7	50	52	53	53	36
Permanent	275	276	277	276	276	275
Probationary	17	16	15	15	15	15
Substitute	12	13	13	12	12	12
Part-time	4	8	6	11	12	11
Temporary	6	7	0	0	0	0
Especial	17	18	27	26	29	26
All Other	0	1	1	1	1	1
UPR - Cayey	381	432	434	437	441	420

APPENDIX B: HEADCOUNT SUMMARY FOR UPR BY DEPARTMENT, CAMPUS AND CATEGORY (CONTINUED)

UPR - Humacao	Jul-20	Aug-20	Sep-20	Oct-20	Nov-20	Dec-20
Trust	45	44	47	48	48	48
Contracted Teachers	0	0	2	2	2	0
Especial	65	69	79	81	79	78
Permanent	298	296	297	298	299	300
Temporary	2	9	29	30	30	2
Probationary	29	32	28	25	24	24
Substitute	0	0	1	1	1	0
Part-time	6	11	66	66	66	6
All Other	0	0	0	0	0	0
UPR - Humacao	446	462	550	552	550	459

UPR - Aguadilla	Jul-20	Aug-20	Sep-20	Oct-20	Nov-20	Dec-20
Trust	32	34	34	33	33	35
Permanent	180	178	178	177	177	175
Probationary	2	2	2	2	2	2
Substitute	14	15	16	17	17	16
Part-time	2	5	9	9	9	5
Contracted Teachers	4	28	70	71	71	47
Especial	25	24	28	28	29	29
All Other	0	0	0	0	0	0
UPR - Aguadilla	266	293	345	345	346	317

UPR - Utuado	Jul-20	Aug-20	Sep-20	Oct-20	Nov-20	Dec-20
Trust	20	20	20	20	20	20
Contracted Teachers	2	18	20	20	20	1
Especial	2	4	4	4	4	4
Permanent	128	128	127	127	127	127
Probationary	1	0	1	1	1	1
Substitute	2	2	2	2	2	2
Part-time	11	13	14	13	13	11
Temporary	1	1	1	1	1	1
UPR - Utuado	167	186	189	188	188	167

UPR - Carolina	Jul-20	Aug-20	Sep-20	Oct-20	Nov-20	Dec-20
Trust	35	40	41	42	42	42
Temporary	10	10	24	25	25	13
Especial	37	40	36	38	38	39
Permanent	197	191	191	190	189	189
Probationary	5	6	5	5	5	5
Substitute	0	0	0	0	0	0
Part-time	3	1	68	70	70	3
Contracted Teachers	2	2	3	3	3	3
All Other	0	0	0	0	0	0
UPR - Carolina	289	290	368	373	372	294

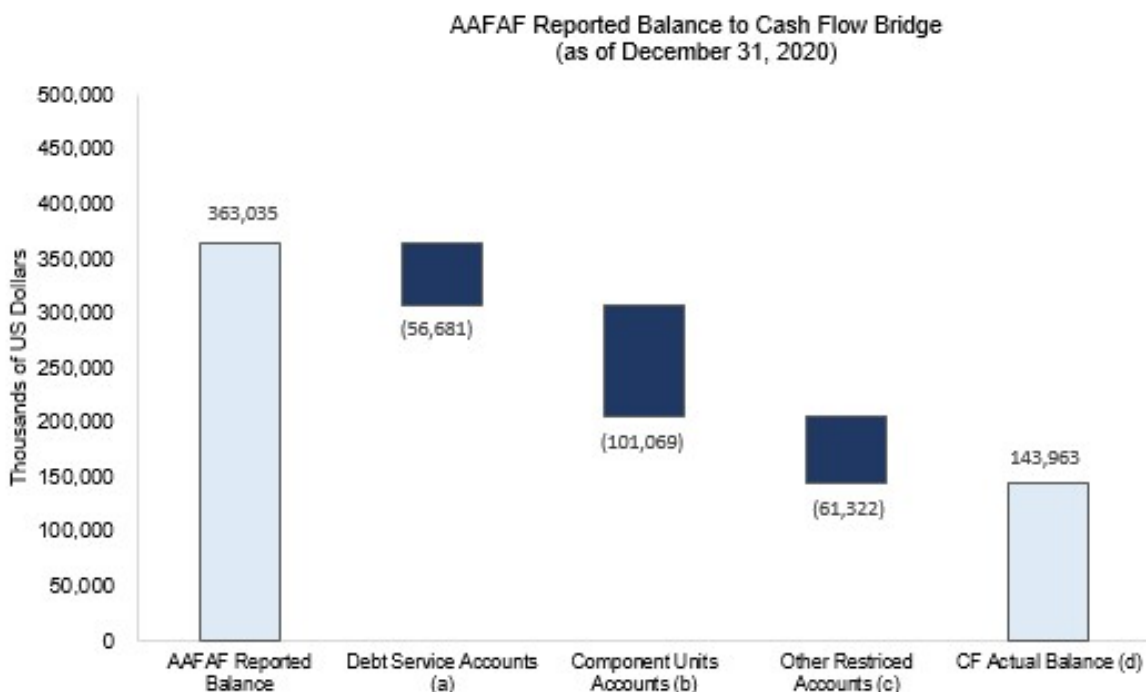
UPR - Arecibo	Jul-20	Aug-20	Sep-20	Oct-20	Nov-20	Dec-20
Permanent	274	272	275	278	281	281
Trust	35	38	38	37	36	36
Contracted Teachers	31	85	91	92	93	82
Part-time	19	24	37	37	41	32
Substitute	7	8	8	8	8	8
Especial	7	7	8	9	17	17
Probationary	9	8	7	5	4	4
Temporary	2	3	2	1	1	1
All Other	0	0	0	0	0	0
UPR - Arecibo	387	448	469	470	484	464

UPR - Ponce	Jul-20	Aug-20	Sep-20	Oct-20	Nov-20	Dec-20
Trust	32	33	34	34	34	33
Permanent	192	188	186	185	185	184
Probationary	6	6	6	6	6	5
Substitute	8	10	12	12	12	11
Temporary	36	37	37	37	37	6
Contracted Teachers	14	97	103	102	102	93
Especial	7	9	9	9	9	4
Part-time	0	0	0	0	0	0
UPR - Ponce	298	383	390	388	388	339

UPR - Bayamon	Jul-20	Aug-20	Sep-20	Oct-20	Nov-20	Dec-20
Trust	44	43	43	43	43	43
Permanent	233	234	243	244	244	243
Probationary	23	23	15	14	14	15
Substitute	1	1	0	0	0	0
Part-time	16	43	53	52	52	52
Temporary	2	47	48	48	48	48
Especial	41	43	44	44	44	45
All Other	0	0	0	0	0	0
UPR - Bayamon	361	435	447	446	446	447

APPENDIX C: RECONCILIATION BETWEEN AAFAF REPORTED FIGURES³ AND THE FIGURES IN THIS REPORT⁴ AS OF DECEMBER 2020

(\$000's)	AAFAF Reported Balance (a)	CF Actual Balance	Variance	Variance due to:	
				Timing	Nonoperational Accounts
University of Puerto Rico ("UPR")	363,035	143,963	219,072		219,072



Notes:

- (a) University's funds held in trustee accounts for UPR debt service obligations.
- (b) Component Units Accounts managed by UPR: Desarrollos Universitarios, Inc. ("DUI"), Servicios Médicos Universitarios, Inc. ("the Hospital" or "SMU"), University of Puerto Rico Parking System, Inc. ("UPRPS"), Research Center for Molecular Sciences ("CICIM") and Materials Characterization Center, Inc. ("MCC"). Also includes UPR Retirement System accounts.
- (c) Mainly related to accounts managed by UPR campuses; these funds are restricted and assigned to specific purposes.
- (d) CF Actual Balance is made up of both restricted and unrestricted cash. Not all of the Actual Balance is available for operational uses.

³ AAFAF reported figures as per "Summary of Bank Account Balances for the Government of Puerto Rico and its Instrumentalities" report dated December 31, 2020.

⁴ This report is prepared based on reported operational cash balances as of December 31, 2020, and there are two types of reconciliation differences between the sources of information: timing differences produced by the account delays, or cash being held in nonoperational bank accounts.