



UPR
Universidad de Puerto Rico
Tu Universidad



University of Puerto Rico (UPR)

LIQUIDITY REPORT FOR THE MONTH OF MAY 2021

DISCLAIMER

This presentation was prepared as part of the Puerto Rico Fiscal Agency and Financial Advisory Authority (“AAFAF”) ongoing evaluation of financial matters of the Government of Puerto Rico, its public corporations and instrumentalities (collectively, the “Government”). Government creditors and other third parties should not rely on the information included in this presentation to purchase or sell any security or make any investment decision regarding securities issued by the Government. The amounts shown on this presentation are based on information obtained by AAFAF from governmental instrumentalities and financial institutions as of the dates indicated. AAFAF has not validated all of the information received and, as a result, cannot and does not assume any responsibility for the accuracy of such information. As additional information becomes available, there could be material changes to the information contained herein.

This presentation contains certain “forward-looking” statements and information (including the liquidity projections set forth herein). These forward-looking statements are not guarantees of future performance and involve certain risks, uncertainties, estimates, expectations and assumptions by AAFAF and the Government that are difficult to predict, inherently uncertain and some of which are beyond the control of AAFAF and the Government. Information that subsequently becomes available may have a material impact on the liquidity projections set forth herein.

Certain amounts shown in this presentation are for specific periods or as of specific dates. Cash flows and account balances are expected to change, potentially materially, on a day to day basis based on, among other things, the receipts and disbursements of funds by the Government, which can be affected by a number of factors, including judicial determinations.

Any statement as to the restricted or unrestricted nature of any amounts is preliminary and subject to further analysis.

The amounts shown in this presentation (including those related to the cash receipts, disbursements, accounts receivable, accounts payable and account balances) have not been confirmed through an audit conducted in accordance with generally accepted auditing standards, an examination of internal controls or other attestation or review services in accordance with standards established by the American Institute of Certified Public Accountants or any other organization. Accordingly, none of AAFAF, the Government, and each of their respective officers, directors, employees, agents, attorneys, advisors, members, partners or affiliates (collectively, with AAFAF and the Government, the “Parties”) express an opinion or any other form of assurance on the financial or other information contained in this presentation.

The Parties make no representation or warranty, express or implied, to any third party with respect to the information contained in this presentation, and all Parties expressly disclaim any such representations or warranties.

The Parties do not owe or accept any duty or responsibility to any reader or recipient of this presentation, whether in contract or tort, and shall not be liable for or in respect of any loss, damage (including without limitation consequential damages or lost profits) or expense of whatsoever nature of such third party that may be caused by, or alleged to be caused by, the use of this presentation or that is otherwise consequent upon the gaining of access to this document by such third party.

This presentation may contain capitalized terms that are not defined herein, or may contain terms that are discussed in other documents or that are commonly understood. You should make no assumptions about the meaning of capitalized terms that are not defined, and you should consult with AAFAF should clarification be required.

The Parties do not undertake any duty to update the information contained in this presentation.

By receiving this document, the recipient shall be deemed to have acknowledged and agreed to the terms and limitations described in these disclaimers.

GLOSSARY

AAFAF	Puerto Rico Fiscal Agency and Financial Advisory Authority.
A/P	Accounts payable.
A/R	Accounts receivable.
CapEx	Capital expenditures.
Component Unit (CU)	Public corporation of the Commonwealth of Puerto Rico.
Contracted Professor	Contracted professors where contracts will not exceed four (4) years
Disaster-Related Disbursements	Expenditures related to the damages caused from hurricanes and other disasters.
Disaster-Related Receipts	Federal emergency funds, insurance related to hurricanes and other disasters.
DPO (Intergovernmental)	Days Payable Outstanding [Intergovernmental Payables divided by trailing 12 months PayGo Charges plus Facilities/Rent Payments multiplied by 365].
DPO (Third Party)	Days Payable Outstanding [Third Party Payables divided by trailing 12 months Operating Disbursements, not including Payroll Costs, PayGo, Christmas Bonus, or Facilities/Rent Payments multiplied by 365].
DSO (Intergovernmental)	Days Sales Outstanding [Intergovernmental Receivables divided by trailing 12 months Intergovernmental Receipts multiplied by 365].
DSO (Third Party)	Days Sales Outstanding [Third Party Receivables divided by trailing 12 months Third Party Receipts multiplied by 365].
DTPR, Hacienda	Puerto Rico Department of Treasury.
FEMA	Federal Emergency Management Agency coordinates the federal government’s role in preparing for, preventing, mitigating the effects of, responding to, and recovering from all domestic disasters, whether natural or man-made, including acts of terror.
FOMB	Financial Oversight and Management Board of Puerto Rico.
General Fund	The Commonwealth's principal operating fund.
Intergovernmental Receipts	General fund appropriations to and funds transferred between public corporations and municipalities.
Liquidity Plan (LP)	UPR Liquidity Plan (The Liquidity Plan) is the translation of the Fiscal Year 2020 UPR Budget into a cash flow forecast, updated adjusted for seasonality of cash receipts and disbursements.
OCFO	The office of the Chief Financial Officer of Puerto Rico.
Operating Disbursements	Includes payroll and related costs, material and supplies, purchased services, professional services, donations, subsidies, transportation expenses, media ads, and other operating payments.
Operating Receipts	Revenues collected from operations.
Part-time Appointees	Fixed-term appointments granted to cover a position, or an unregulated position that entails the provision of services through an irregular schedule, depending on their classification as teaching staff or non-teaching staff. The permanence to the employees of the University of Puerto Rico is guaranteed.
Permanent Appointees	Appointments granted to cover a position, or regular position approved in the budget, after the incumbent has satisfactorily complied the period of probationary work.
Probationary Appointees	Appointments initially granted to cover a position, or a position approved in the budget for a fixed duration in accordance with the provisions of the General Rules of UPR. During the appointment period, the appointee will be subjected to evaluation to determine, if at the end of the probationary period, he/she will be retained for a permanent appointment.
PROMESA	The Puerto Rico Oversight, Management, and Economic Stability Act (PROMESA) is a 2016 US federal law that established an oversight board, a process for restructuring debt, and expedited procedures for approving critical infrastructure projects in order to combat the Puerto Rican government-debt crisis.
Special Appointees	Appointments granted to cover a position, or position paid with funds of extra university origin, whose recurrence is not guaranteed. The University authorities may consider the experience acquired by employees with this type of appointment, if they happen to occupy regular positions.

Substitute Appointees	Appointments granted to university staff for a period not greater than twelve (12) months, to provisionally cover a position or regular position approved in the budget, while the incumbent in ownership thereof is in use of the license. This appointment must not be the prelude to a probationary or permanent appointment, unless this is achieved through the regular procedure that establishes the General Rules of UPR.
Temporary Appointees	Appointments granted to cover a non-regular position or positions, which get approved for a fixed period no longer than twelve (12) months to meet the needs of special services, such as unforeseen and occasional increases in the volume of the work.
Trust Position	Appointments that extend to university personnel denominated of trust in Chapter VIII, Article 71 of the General Rules of UPR. The positions of trust will be of free selection and removal in regard to the positions or posts thus classified; but will retain the rights acquired by virtue of some previous regular appointment in the System.
UPR	University of Puerto Rico, a public corporation and a component unit of the Commonwealth of Puerto Rico. UPR consists of 11 campuses: Medical Sciences, Aguadilla, Arecibo, Bayamón, Carolina, Cayey, Humacao, Mayagüez, Ponce, Río Piedras, and Utuado.

INTRODUCTION

AAFAF has been compiling financial information from selected public corporations of the Commonwealth of Puerto Rico that are component units (“CU”) for financial reporting purposes, as part of AAFAF’s evaluation of the liquidity of the Government of Puerto Rico and its public corporations.

This report is for the month of May 2021 of FY21, and presents information with respect to the University of Puerto Rico (UPR). UPR prepared its Fiscal Year 2021 (“FY21”) Liquidity Plan in May 2021, using the FOMB certified budget as the baseline for liquidity planning. For FY21, a forecast is provided that takes into consideration timing and seasonality of cash inflows and outflows, based on conversations with UPR finance and accounting management, and based on observations for historical FY19 and FY20 actual cash flow data.

The forecast contains projections of cash receipts (which include revenues collected from operations; intergovernmental receipts – general fund appropriations and other transfers from Central Government and public corporations; disaster relief receipts – federal funds, insurance proceeds related to Hurricanes and other disasters, and other federal funds), and cash disbursements (which include operating payments – e.g. payroll and related costs, purchased services, professional services, transportation expenses, disaster relief disbursements – e.g. expenditures related to the damages caused from Hurricanes and other didsasters), and CapEx. This cash flow information is included in section “A” of this report.

UPR is also expected to report monthly headcount figures in order to monitor changes in staff levels and their actual and projected effects on payroll costs. This information is presented in the document under section “B”.

A full year FY21 Sources and Uses of Funds is provided to allow readers to bridge the beginning cash balance as of July 1, 2020 and forecasted ending cash at June 30, 2021. This information is presented in the document under section “C”.

This report also contains pertinent working capital information for UPR. Where available, UPR has provided information on Accounts Payable and Accounts Receivable. Figures are unaudited and subject to change. This information is presented in the document under section “D”.

The report contains three Appendix items. The first Appendix is the cash flow template ‘Actual vs Liquidity Plan’ for the month of May 2021 of FY21 figures and variances. The second Appendix is the headcount detail, which is based on information provided by UPR management. The third of these Appendix items is a cash reconciliation. A bridge is provided between the actual cash data provided by UPR as of May 31, 2021 and the May 2021 AAFAF reported figures represented in the “Summary of Bank Account Balances for the Government of Puerto Rico and its Instrumentalities”.

TABLE OF CONTENTS

EXECUTIVE SUMMARY – OPERATING LIQUIDITY AS OF MAY 20217

I. UNIVERSITY OF PUERTO RICO (“UPR”)8

APPENDIX A: CASH FLOW TEMPLATE: ACTUAL vs LP11

APPENDIX B: HEADCOUNT SUMMARY FOR UPR BY DEPARTMENT, CAMPUS AND CATEGORY12

APPENDIX B: HEADCOUNT SUMMARY FOR UPR BY DEPARTMENT, CAMPUS AND CATEGORY (CONTINUED).....13

APPENDIX B: HEADCOUNT SUMMARY FOR UPR BY DEPARTMENT, CAMPUS AND CATEGORY (CONTINUED).....14

APPENDIX C: RECONCILIATION BETWEEN AAFAF REPORTED FIGURES AND THE FIGURES IN THIS REPORT AS OF MAY 2021.....15

EXECUTIVE SUMMARY – OPERATING LIQUIDITY AS OF MAY 2021

COMPONENT UNIT	HIGHLIGHTS	FY21 BEGINNING BALANCE	05/31/21 ACTUAL ENDING BALANCE	FY21 FORECAST YEAR-END BALANCE
University of Puerto Rico (UPR)	Through May-2021, UPR experienced negative net cash flow of \$83.1M and ended the month with a cash balance of \$145.7M primarily driven by higher than projected vendor disbursements, which is mostly related to payments for FY20 expenditures.	\$228.9	\$145.7	\$195.9

I. UNIVERSITY OF PUERTO RICO (“UPR”)

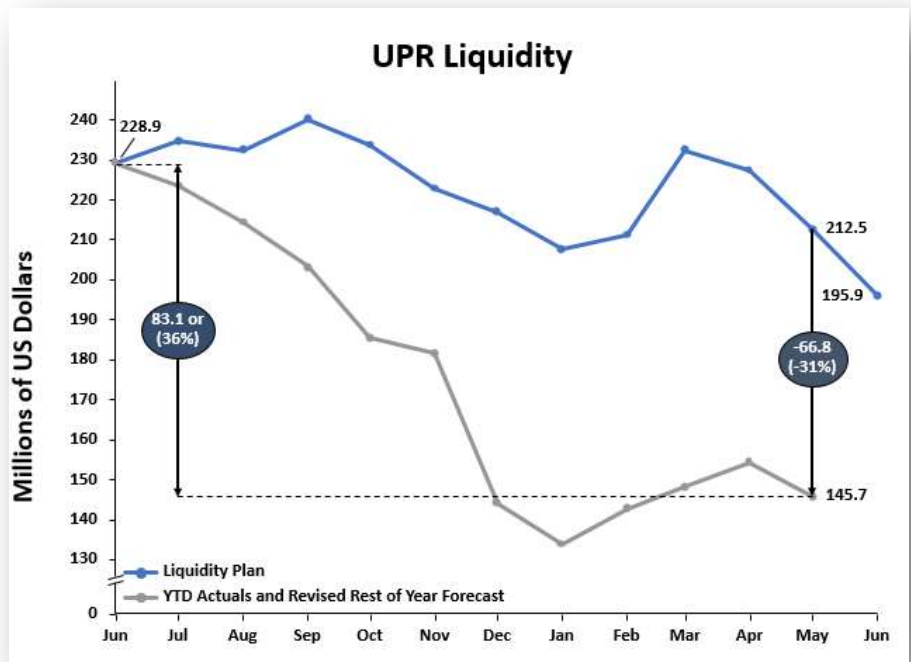
Primary Business Activity: UPR is a state-supported university system created by the Law No. 1 of January 20, 1966, “Law of the University of Puerto Rico” (“Act No. 1”), as amended. UPR is responsible for serving the people of Puerto Rico to contribute to the development and enjoyment of the fundamental, ethical, and aesthetic values of Puerto Rican culture by providing high-quality education and creating new knowledge through research and exploration of the Arts, Sciences, and Technology.

Key Takeaways: Through May-21, UPR experienced negative \$83.1M in net cash flow and ended the month of May with a cash balance of \$145.7M. The UPR has a negative net cash flow variance after debt service of \$66.8M compared to forecast. The negative variance is driven by higher than projected vendor disbursements, which is mostly related to payments for FY20 expenditures. Negative variance is partially offset by lower than projected disbursements in scholarship and donations, and capital expenditures.

A. FY21 Operating Liquidity – Actuals¹ and FY21 Liquidity Plan

1. (\$66.8M) FY21 actuals vs. Liquidity Plan YTD actuals:

- (\$136.0M) negative variance in federal funds receipts, which is permanent since they are presented net of scholarship discounts, versus budget which uses gross amounts.
- (\$59.0M) negative variance in vendor disbursements (Including PREPA) which is mostly related to payments for FY20 expenditures.
- (\$49.6M) negative variance due to CARES Act and CRRSAA disbursements, which were not included in budget.
- \$80.0M positive variance in scholarships and donations which is permanent since scholarships applied to tuition are presented net, versus budget which uses gross amounts.
- \$24.4M positive variance in capital expenditures due to lower than expected capital projects disbursements.
- \$71.8M positive variance due to CARES Act and CRRSAA receipts, which were not included in budget.
- \$1.7M net positive variance in remaining receipts/disbursements, primarily driven by lower than expected payroll and related costs; partially offset by higher than expected debt service payments.

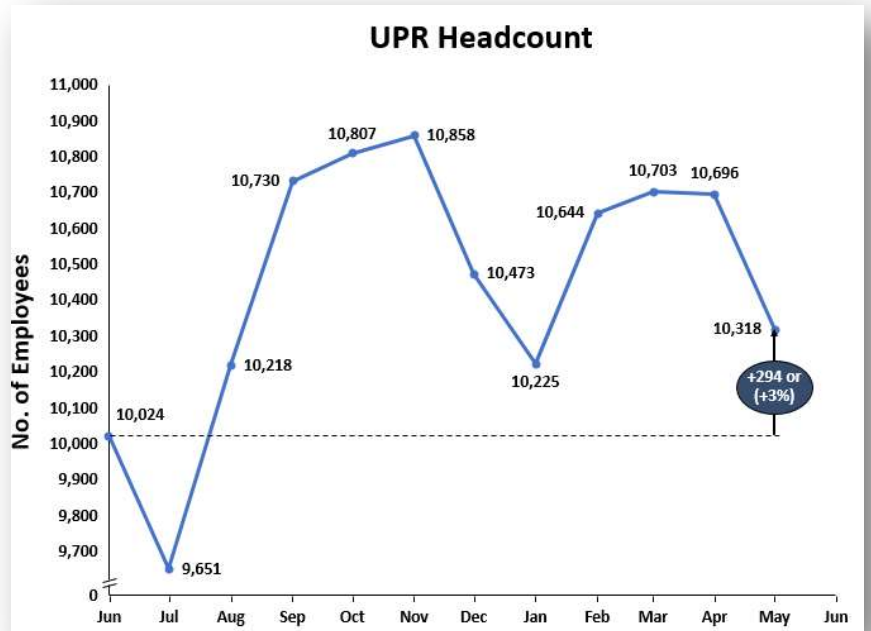


¹ Appendix includes reconciliation between AAFAF reported cash figures and the figures in this report.

B. Headcount / Payroll

1. Headcount: Increased from 10,024 to 10,318 (+294 or +3%) from June-20 to May-21. Increase in headcounts are due to normal seasonality.

- a. By campus: Increase in headcount is primarily due to increases at the Río Piedras (+176), Bayamón (+70), and Ponce (+68) campuses; partially offset by decreases in Mayaguez (-71) and Medical Sciences (-49) campuses.
- b. By category: Increase in headcount is primarily due to increases in part-time (+407), contracted professors (+188) and temporary (+34); partially offset by decreases in permanent (-243) and special (-58).



2. Payroll: Disbursements through May-21 were \$573.3M, slightly lower than forecast.

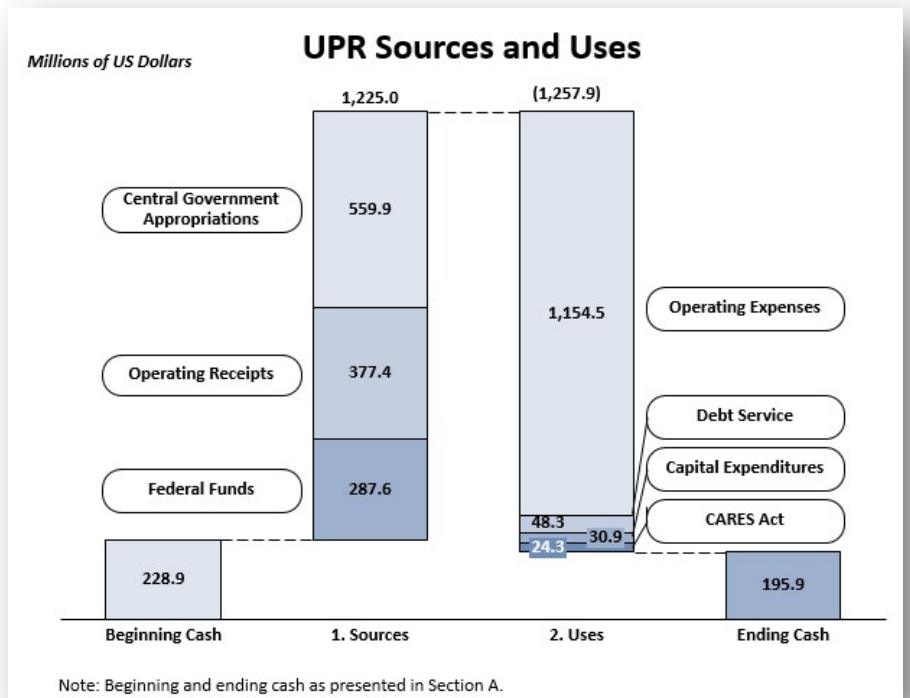
I. UNIVERSITY OF PUERTO RICO ("UPR") (Continued)

C. Full Year FY21 Sources and Uses of Funds

(Includes reappropriations approved by FOMB on November 20 and 24, 2020 and February 18, 2021)

1. Sources \$1,225.0M:

- a. \$559.9M in General Fund appropriations from the central government.
- b. Operating receipts total \$377.4M, comprised of \$168.6M in tuition receipts, \$157.8M in campus-generated inflows, \$49.0M in slot machine revenues and \$2.0M from other receipts.
- c. Federal funds received for federally supported UPR projects and programs total \$287.6M.



2. Uses (\$1,257.9M):

- a. Total operating disbursement (\$1,142.9M), driven by payroll & related costs of (\$625.8M), scholarships and donations of (\$193.4M), pension payments of (\$159.7M), vendor payments to PREPA (\$26.0M), and all other vendor payments (\$149.5M).
- b. Total debt service of (\$48.3M), Capital Expenditures (\$30.9M) and CARES Act disbursements funds (\$24.3M).

D. Accounts Receivable / Accounts Payable²

1. Accounts Receivable:

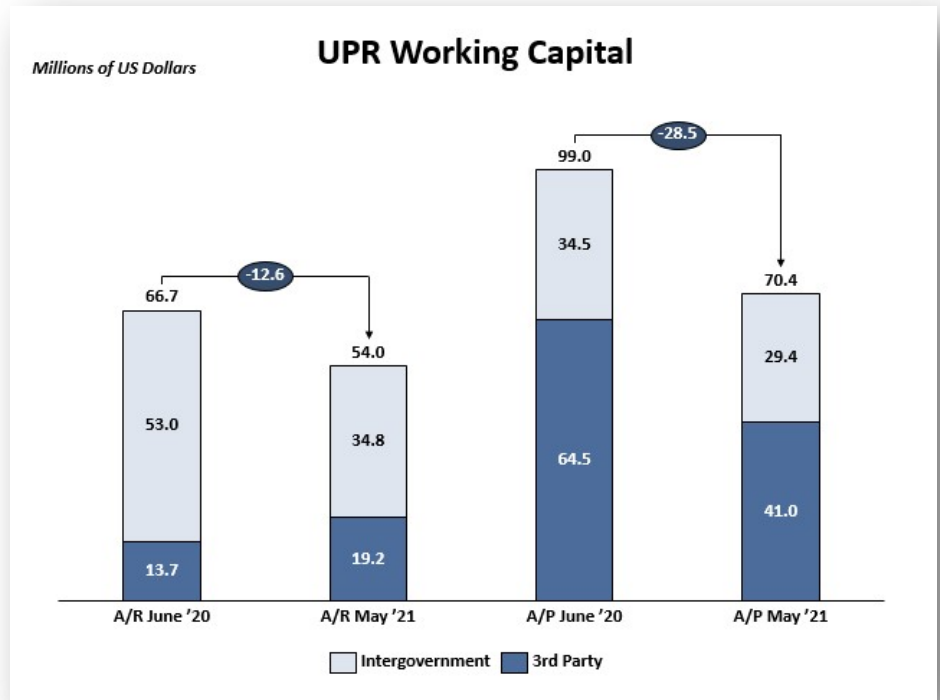
- a. \$12.6M decrease from June-20 to May-21, driven by decreases of \$23.0M in federal government receivables; partially offset by an increase of \$6.5M in student tuition and other fees receivables.

2. Accounts Payable:

- a. \$28.5M decrease from June-20 to May-21, driven by decreases of \$23.5M in total third party payables.

3. Working Capital:

- a. The change in net working capital through May-21 was a \$15.9M use of cash due to the above changes.



² Figures are preliminary, unaudited and thus subject to material changes.

APPENDIX A: CASH FLOW TEMPLATE: ACTUAL vs LP

Note: Includes reapportionments approved by FOMB on November 20 and 24, 2020 and February 18, 2021.

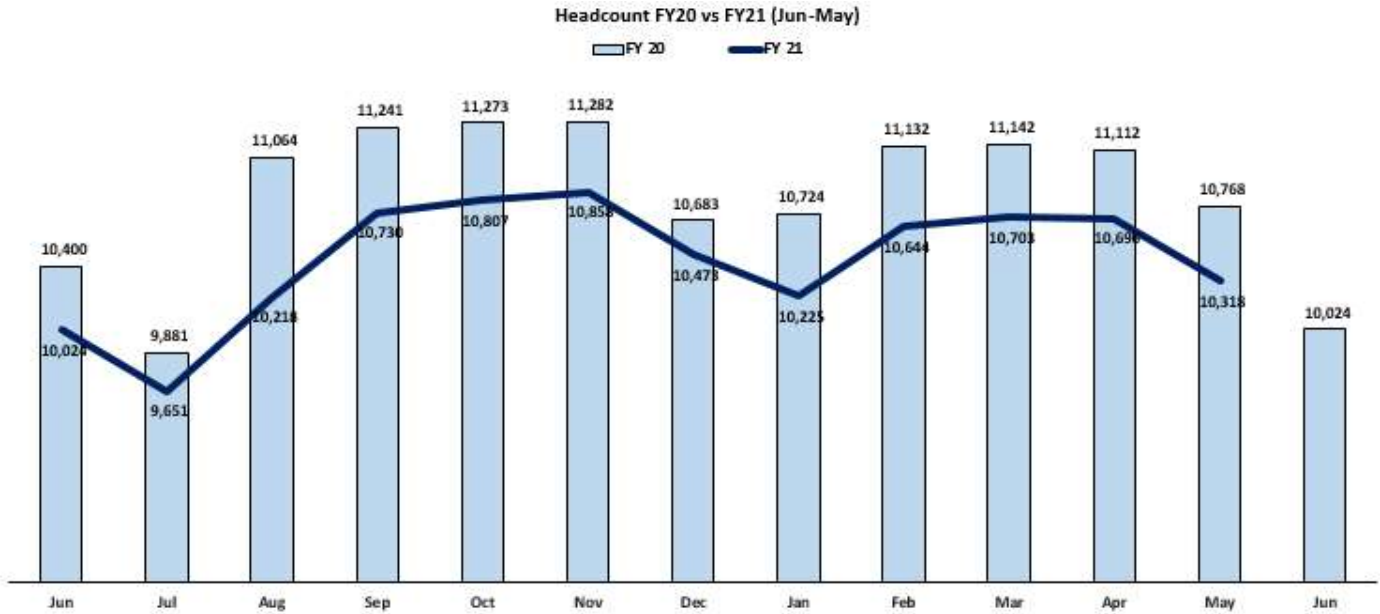
University of Puerto Rico
Liquidity
For the month of May 2021

(figures in \$000's)	Actual		Forecast		Actual		Forecast		Annual	Annual	
	Notes	May-21	May-21	Variance \$	Variance %	YTD	YTD	Variance \$	Variance %	FOMB Certified Budget	% from FOMB Budget
Central Government Appropriations:											
TSA General Fund Appropriation - Net Measures	\$	41,760	\$ 40,592	\$ 1,167	3%	\$ 459,355	\$ 460,510	\$ (1,154)	0%	\$ 501,102	-8%
TSA General Fund Appropriation - Joint Resolutions		3,306	2,439	867	36%	28,813	26,834	1,980	7%	29,273	-2%
Other Appropriations		2,460	2,458	2	0%	27,061	27,042	19	0%	29,500	-8%
Total Central Government Appropriations	\$	47,526	\$ 45,490	\$ 2,036	4%	\$ 515,230	\$ 514,385	\$ 844	0%	\$ 559,875	-8%
Operating Receipts:											
PR Slot Machine Receipts - Law 36	\$	5,687	\$ 5,446	\$ 242	4%	\$ 42,632	\$ 43,565	\$ (933)	-2%	\$ 49,015	-13%
Tuition		2,525	155	2,369	1527%	154,854	157,911	(3,058)	-2%	168,575	-8%
Campus-generated inflows		12,555	7,510	5,045	67%	146,263	143,922	2,341	2%	157,844	-7%
Other Receipts		-	167	(167)	-100%	-	1,833	(1,833)	-100%	2,000	-100%
Total Operating Receipts	\$	20,767	\$ 13,277	\$ 7,490	56%	\$ 343,749	\$ 347,231	\$ (3,483)	-1%	\$ 377,434	-9%
Other Receipts:											
Intra-Government Receipts - Federal Funds - Net of Scholarship Discount	\$	12,582	21,273	(8,691)	-41%	\$ 141,334	\$ 277,335	\$ (136,001)	-49%	\$ 287,647	-51%
Total Other Receipts	\$	12,582	\$ 21,273	\$ (8,691)	-41%	\$ 141,334	\$ 277,335	\$ (136,001)	-49%	\$ 287,647	-51%
Disaster Relief Receipts:											
FEMA and Insurance Receipts	\$	197	-	\$ 197	0%	\$ 2,740	\$ -	\$ 2,740	0%	\$ -	0%
CARES Act - Emergency Relief Fund		5,387	-	5,387	0%	71,779	-	71,779	0%	-	0%
Other		-	-	-	0%	-	-	-	0%	-	0%
Total Disaster Relief Receipts	\$	5,583	\$ -	\$ 5,583	0%	\$ 74,519	\$ -	\$ 74,519	0%	\$ -	0%
Total Receipts	\$	86,458	\$ 80,040	\$ 6,418	8%	\$ 1,074,831	\$ 1,138,952	\$ (64,120)	-6%	\$ 1,224,956	-12%
Operating Disbursements:											
Payroll and Related Costs	\$	(40,524)	\$ (47,194)	\$ 6,669	-14%	\$ (518,338)	\$ (524,325)	5,987	-1%	\$ (567,773)	-9%
Medical Plan		(3,546)	(4,776)	1,230	-26%	(54,970)	(53,635)	(1,335)	2%	(58,020)	-5%
Total Payroll & Other Payroll Related Disbursements	\$	(44,070)	\$ (51,970)	\$ 7,900	-15%	\$ (573,308)	\$ (577,960)	\$ 4,652	-1%	\$ (625,793)	-8%
Scholarships and Donations	\$	(19,206)	(8,085)	(11,121)	138%	(105,299)	(185,251)	79,952	-43%	(193,411)	-46%
Vendor Disbursements - PREPA		(1,827)	(2,348)	521	-22%	(28,277)	(21,097)	(7,180)	34%	(26,018)	9%
Vendor Disbursements - All Other		(5,354)	(10,280)	4,925	-48%	(181,624)	(129,768)	(51,856)	40%	(149,537)	21%
Total Operating Disbursements	\$	(26,387)	\$ (20,713)	\$ (5,675)	27%	\$ (315,200)	\$ (336,116)	\$ 20,916	-6%	\$ (368,966)	-15%
Pension Payments (a)	\$	(13,133)	(13,308)	175	-1%	(145,844)	(146,392)	548	0%	(159,700)	-9%
Total Pensions Disbursements	\$	(13,133)	\$ (13,308)	\$ 175	-1%	\$ (145,844)	\$ (146,392)	\$ 548	0%	\$ (159,700)	-9%
Disaster Relief Disbursements											
FEMA Supported Projects	\$	-	-	\$ -	0%	\$ -	\$ -	\$ -	0%	\$ -	0%
CARES Act - Emergency Relief Fund - Disbursements		(6,941)	(2,026)	(4,915)	243%	(71,885)	(22,289)	(49,596)	223%	(24,315)	196%
Insurance Supported Projects		-	-	-	0%	-	-	-	0%	-	0%
Other		-	-	-	0%	-	-	-	0%	-	0%
Total Disaster-related Disbursements	\$	(6,941)	\$ (2,026)	\$ (4,915)	243%	\$ (71,885)	\$ (22,289)	\$ (49,596)	223%	\$ (24,315)	196%
Capital Expenditures	\$	(111)	(2,575)	2,464	-96%	(3,888)	(28,320)	24,432	-86%	(30,895)	-87%
Total Disbursements (before Debt Service)	\$	(90,643)	\$ (90,592)	\$ (51)	0%	\$ (1,110,125)	\$ (1,111,077)	\$ 952	0%	\$ (1,209,669)	-8%
Net Cash Flow (before Debt Service)	\$	(4,184)	\$ (10,551)	\$ 6,367	-60%	\$ (35,294)	\$ 27,875	\$ (63,168)	-227%	\$ 15,286	-331%
Beginning Cash Balance	\$	197,758	227,083	(29,325)	-13%	228,867	228,867	-	0%	228,867	0%
Net Cash Flow (before debt service)		(4,184)	(10,551)	6,367	-60%	(35,294)	27,875	(63,168)	-227%	15,286	-331%
Ending Bank Cash Balance (before Debt Service)	\$	193,573	\$ 216,532	\$ (22,958)	-11%	\$ 193,573	\$ 256,742	\$ (63,168)	-25%	\$ 244,153	-21%
Debt-Related Disbursements:											
Debt Payments	\$	(4,010)	(4,021)	11	0%	(47,837)	(44,231)	(3,606)	8%	(48,252)	-1%
Interest		-	-	-	0%	-	-	-	0%	-	0%
Total Debt Related Disbursements	\$	(4,010)	\$ (4,021)	\$ 11	0%	\$ (47,837)	\$ (44,231)	\$ (3,606)	8%	\$ (48,252)	-1%
Total Disbursements	\$	(94,652)	\$ (94,613)	\$ (40)	0%	\$ (1,157,961)	\$ (1,155,308)	\$ (2,653)	0%	\$ (1,257,921)	-8%
Net Cash Flow (After Debt Service)	\$	(8,194)	\$ (14,572)	\$ 6,378	-44%	\$ (83,130)	\$ (16,356)	\$ (66,774)	408%	\$ (32,966)	152%
Beginning Cash Balance	\$	153,931	227,083	(73,152)	-32%	228,867	228,867	-	0%	228,867	0%
Total Net Cash Flow		(8,194)	(14,572)	6,378	-44%	(83,130)	(16,356)	(66,774)	408%	(32,966)	152%
Ending Bank Cash Balance (after Debt Service)	\$	145,737	\$ 212,511	\$ (66,774)	-31%	\$ 145,737	\$ 212,511	\$ (66,774)	-31%	\$ 195,901	-26%

APPENDIX B: HEADCOUNT SUMMARY FOR UPR BY DEPARTMENT, CAMPUS AND CATEGORY

All Employees	Jul-20	Aug-20	Sep-20	Oct-20	Nov-20	Dec-20	Jan-21	Feb-21	Mar-21	Apr-21	May-21
Breakdown by employee category											
Permanent	5,592	5,572	5,566	5,557	5,555	5,546	5,460	5,445	5,432	5,415	5,408
Special	1,861	1,740	1,775	1,764	1,802	1,808	1,789	1,781	1,771	1,779	1,776
Trust	865	875	881	884	883	886	878	888	891	889	885
Part-time	263	520	818	894	902	749	679	904	954	948	918
Contracted Professor	99	321	411	423	424	341	265	382	389	396	299
Probationary	271	269	260	251	250	250	249	242	243	245	238
Temporary	260	472	552	570	568	415	454	527	538	541	309
Substitute	144	147	147	144	141	138	136	140	137	134	134
All other	296	302	320	320	333	340	315	335	348	349	351
Total	9,651	10,218	10,730	10,807	10,858	10,473	10,225	10,644	10,703	10,696	10,318

Breakdown by Depart. and Campus											
Governing Board	70	70	70	70	68	69	67	67	68	69	70
Central Administration	272	265	269	272	274	274	271	271	269	269	270
Rio Piedras	2,078	2,276	2,429	2,500	2,512	2,527	2,299	2,463	2,504	2,515	2,343
Mayaguez	2,273	2,318	2,381	2,394	2,403	2,292	2,285	2,344	2,345	2,337	2,255
Medical Sciences	2,363	2,360	2,389	2,372	2,386	2,404	2,383	2,368	2,361	2,362	2,355
Cayey	381	432	434	437	441	420	418	440	440	443	391
Humacao	446	462	550	552	550	459	450	525	535	538	520
Aguadilla	266	293	345	345	346	317	282	336	337	340	319
Utua	167	186	189	188	188	167	188	191	191	187	174
Carolina	289	290	368	373	372	294	366	366	367	351	380
Arecibo	387	448	469	470	484	464	425	442	452	451	429
Ponce	298	383	390	388	388	339	374	385	386	387	385
Bayamon	361	435	447	446	446	447	417	446	448	447	427
Total	9,651	10,218	10,730	10,807	10,858	10,473	10,225	10,644	10,703	10,696	10,318



APPENDIX B: HEADCOUNT SUMMARY FOR UPR BY DEPARTMENT, CAMPUS AND CATEGORY (CONTINUED)

Governing Board	Jul-20	Aug-20	Sep-20	Oct-20	Nov-20	Dec-20	Jan-21	Feb-21	Mar-21	Apr-21	May-21
Trust	12	12	12	12	12	12	12	12	12	12	12
Temporary	2	3	3	3	3	3	3	1	2	2	2
Especial	9	9	9	9	9	10	9	9	9	9	9
Permanent	39	39	37	37	36	36	35	35	35	35	36
Probationary	2	2	4	4	4	4	4	6	6	7	7
Substitute	5	4	4	4	3	3	3	3	3	3	3
All Other	1	1	1	1	1	1	1	1	1	1	1
Governing Board	70	70	70	70	68	69	67	67	68	69	70

Central Administration	Jul-20	Aug-20	Sep-20	Oct-20	Nov-20	Dec-20	Jan-21	Feb-21	Mar-21	Apr-21	May-21
Trust	59	57	57	61	61	61	60	60	60	61	62
Contracted Professor	1	1	1	2	2	3	3	3	2	2	2
Especial	34	29	32	32	32	31	30	33	32	31	31
Permanent	154	152	153	152	152	153	152	149	148	148	148
Probationary	5	6	6	6	6	5	5	7	7	7	7
Substitute	2	2	2	2	2	2	2	2	2	2	2
Part-time	6	6	7	6	6	6	7	5	5	4	4
Temporary	5	5	4	4	5	5	4	4	4	5	5
All Other	5	6	6	6	7	7	7	7	8	8	8
All Other	1	1	1	1	1	1	1	1	1	1	1
All Other	0	0	0	0	0	0	0	0	0	0	0
All Other	0	0	0	0	0	0	0	0	0	0	0
Central Administration	272	265	269	272	274	274	271	271	269	269	270

UPR - Rio Piedras	Jul-20	Aug-20	Sep-20	Oct-20	Nov-20	Dec-20	Jan-21	Feb-21	Mar-21	Apr-21	May-21
Trust	160	161	163	163	164	163	164	165	164	166	163
Contracted Professor	10	11	30	42	42	43	15	28	35	37	37
Especial	81	87	89	90	91	92	90	90	89	93	92
Permanent	1494	1491	1487	1484	1482	1481	1442	1441	1443	1441	1437
Probationary	53	52	52	51	51	51	51	50	49	49	48
Substitute	87	88	85	82	80	80	77	77	73	71	70
Part-time	21	77	184	236	250	273	128	250	278	285	289
Temporary	165	294	317	325	323	310	314	327	334	334	167
All Other	3	3	3	3	3	3	3	3	3	3	3
All Other	0	6	13	18	20	24	8	25	29	29	28
All Other	3	5	5	5	5	6	6	6	6	6	8
All Other	0	0	0	0	0	0	0	0	0	0	0
All Other	1	1	1	1	1	1	1	1	1	1	1
All Other	0	0	0	0	0	0	0	0	0	0	0
UPR - Rio Piedras	2,078	2,276	2,429	2,500	2,512	2,527	2,299	2,463	2,504	2,515	2,343

UPR - Mayaguez	Jul-20	Aug-20	Sep-20	Oct-20	Nov-20	Dec-20	Jan-21	Feb-21	Mar-21	Apr-21	May-21
Trust	120	122	123	123	122	123	120	123	127	127	125
Contracted Professor	1	2	8	9	9	2	3	5	5	5	2
Especial	515	383	378	376	383	390	385	385	385	383	388
Permanent	1498	1497	1487	1482	1480	1475	1454	1445	1437	1431	1431
Probationary	34	31	34	32	33	34	35	38	39	40	37
Substitute	5	3	3	2	2	2	1	2	2	2	3
Part-time	11	163	200	215	216	178	190	217	224	224	181
Temporary	2	29	61	72	72	3	13	42	43	43	6
All Other	1	1	1	1	1	1	1	1	1	1	1
All Other	4	3	3	3	3	3	3	4	4	4	4
All Other	0	0	0	0	0	0	0	0	0	0	0
All Other	18	19	19	18	18	18	18	19	19	19	19
All Other	41	41	40	37	40	39	39	41	38	38	38
All Other	23	24	24	24	24	24	23	22	21	20	20
All Other	0	0	0	0	0	0	0	0	0	0	0
UPR - Mayaguez	2,273	2,318	2,381	2,394	2,403	2,292	2,285	2,344	2,345	2,337	2,255

UPR - Medical Sciences	Jul-20	Aug-20	Sep-20	Oct-20	Nov-20	Dec-20	Jan-21	Feb-21	Mar-21	Apr-21	May-21
Trust	232	232	230	229	229	230	229	229	226	224	223
Contracted Professor	27	27	31	27	27	31	30	31	32	32	31
Especial	1021	1018	1032	1018	1038	1043	1034	1024	1015	1018	1012
Permanent	630	630	628	627	627	627	622	616	614	612	610
Probationary	85	85	85	85	85	85	83	81	79	80	82
Substitute	1	1	1	2	2	2	2	2	2	2	2
Part-time	164	169	174	179	167	172	175	176	176	176	176
Temporary	27	27	26	24	23	23	23	23	23	22	23
All Other	2	2	3	3	3	3	3	3	3	3	3
All Other	11	11	11	10	10	11	13	14	15	15	15
All Other	3	3	3	3	3	3	3	3	3	3	3
All Other	6	5	6	6	7	7	7	8	8	8	10
All Other	18	18	17	17	17	17	17	16	16	16	15
All Other	96	96	95	94	93	93	91	91	93	95	95
All Other	40	36	47	48	55	57	51	51	56	56	55
All Other	0	0	0	0	0	0	0	0	0	0	0
UPR - Medical Sciences	2,363	2,360	2,389	2,372	2,386	2,404	2,383	2,368	2,361	2,362	2,355

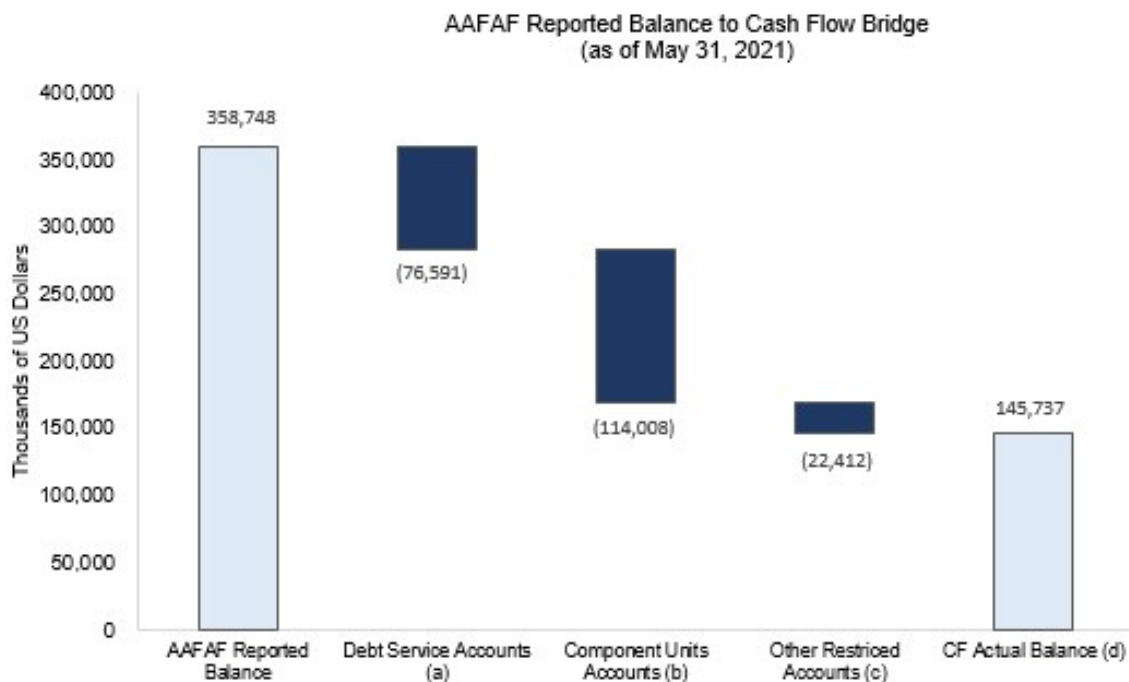
UPR - Cayey	Jul-20	Aug-20	Sep-20	Oct-20	Nov-20	Dec-20	Jan-21	Feb-21	Mar-21	Apr-21	May-21
Trust	39	39	39	39	39	40	37	38	38	38	38
Contracted Professor	7	50	52	53	53	36	36	54	55	59	14
Permanent	275	276	277	276	276	275	276	276	274	273	273
Probationary	17	16	15	15	15	15	15	15	16	16	16
Substitute	12	13	13	12	12	12	12	13	14	13	13
Part-time	4	8	6	11	12	11	11	13	14	14	8
Temporary	6	7	0	0	0	0	0	0	0	0	0
Especial	17	18	27	26	29	26	25	26	25	26	25
All Other	4	4	4	4	4	4	5	4	4	4	4
All Other	0	0	0	0	0	0	0	0	0	0	0
All Other	0	1	1	1	1	1	1	1	0	0	0
UPR - Cayey	381	432	434	437	441	420	418	440	440	443	391

APPENDIX B: HEADCOUNT SUMMARY FOR UPR BY DEPARTMENT, CAMPUS AND CATEGORY (CONTINUED)

UPR - Humacao	Jul-20	Aug-20	Sep-20	Oct-20	Nov-20	Dec-20	Jan-21	Feb-21	Mar-21	Apr-21	May-21
Trust	45	44	47	48	48	48	47	48	48	48	48
Contracted Professor	0	0	2	2	2	0	0	1	4	4	2
Especial	65	69	79	81	79	78	77	76	79	78	77
Permanent	298	296	297	298	299	300	290	293	290	290	296
Temporary	2	9	29	30	30	2	3	29	29	33	4
Probationary	29	32	28	25	24	24	27	22	25	25	21
Substitute	0	0	1	1	1	0	0	1	1	1	0
Part-time	6	11	66	66	66	6	5	54	58	58	70
All Other	0	0	0	0	0	0	0	0	0	0	0
All Other	1	1	1	1	1	1	1	1	1	1	1
All Other	0	0	0	0	0	0	0	0	0	0	1
UPR - Humacao	446	462	550	552	550	459	450	525	535	538	520
UPR - Aguadilla	Jul-20	Aug-20	Sep-20	Oct-20	Nov-20	Dec-20	Jan-21	Feb-21	Mar-21	Apr-21	May-21
Trust	32	34	34	33	33	35	35	35	35	35	35
Permanent	180	178	178	177	177	175	171	170	170	170	171
Probationary	2	2	2	2	2	2	3	2	2	2	1
Substitute	14	15	16	17	17	16	20	21	21	21	23
Part-time	2	5	9	9	9	5	8	8	9	9	9
Contracted Professor	4	28	70	71	71	47	10	62	57	58	35
Especial	25	24	28	28	29	29	28	31	30	32	32
All Other	0	0	1	1	1	1	0	0	5	5	5
All Other	0	0	0	0	0	0	0	0	1	1	1
All Other	7	7	7	7	7	7	7	7	7	7	7
All Other	0	0	0	0	0	0	0	0	0	0	0
All Other	0	0	0	0	0	0	0	0	0	0	0
UPR - Aguadilla	266	293	345	345	346	317	282	336	337	340	319
UPR - Utuado	Jul-20	Aug-20	Sep-20	Oct-20	Nov-20	Dec-20	Jan-21	Feb-21	Mar-21	Apr-21	May-21
Trust	20	20	20	20	20	20	19	20	20	18	18
Contracted Professor	2	18	20	20	20	1	23	26	26	26	15
Especial	2	4	4	4	4	4	4	4	4	4	4
Permanent	128	128	127	127	127	127	124	125	124	122	121
Probationary	1	0	1	1	1	1	1	0	0	0	0
Substitute	2	2	2	2	2	2	1	1	1	1	1
Part-time	11	13	14	13	13	11	14	13	13	14	13
Temporary	1	1	1	1	1	1	2	2	3	2	2
UPR - Utuado	167	186	189	188	188	167	188	191	191	187	174
UPR - Carolina	Jul-20	Aug-20	Sep-20	Oct-20	Nov-20	Dec-20	Jan-21	Feb-21	Mar-21	Apr-21	May-21
Trust	35	40	41	42	42	42	42	41	41	41	41
Temporary	10	10	24	25	25	13	17	18	18	17	19
Especial	37	40	36	38	38	39	39	40	41	41	44
Permanent	197	191	191	190	189	189	186	186	187	186	186
Probationary	5	6	5	5	5	5	5	5	4	4	4
Substitute	0	0	0	0	0	0	0	0	0	0	0
Part-time	3	1	68	70	70	3	74	73	73	59	83
Contracted Professor	2	2	3	3	3	3	3	3	3	3	3
All Other	0	0	0	0	0	0	0	0	0	0	0
UPR - Carolina	289	290	368	373	372	294	366	366	367	351	380
UPR - Arecibo	Jul-20	Aug-20	Sep-20	Oct-20	Nov-20	Dec-20	Jan-21	Feb-21	Mar-21	Apr-21	May-21
Permanent	274	272	275	278	281	281	285	282	282	279	278
Trust	35	38	38	37	36	36	37	37	39	39	39
Contracted Professor	31	85	91	92	93	82	40	63	64	64	52
Part-time	19	24	37	37	41	32	35	40	47	49	42
Substitute	7	8	8	8	8	8	7	6	6	6	5
Especial	7	7	8	9	17	17	16	10	10	10	9
Probationary	9	8	7	5	4	4	2	2	2	2	2
Temporary	2	3	2	1	1	1	2	1	1	1	1
All Other	0	0	0	0	0	0	0	0	0	0	0
All Other	0	0	0	0	0	0	0	0	0	0	0
All Other	0	0	0	0	0	0	0	0	0	0	0
All Other	0	0	0	0	0	0	0	0	0	0	0
All Other	3	3	3	3	3	3	1	1	1	1	1
All Other	0	0	0	0	0	0	0	0	0	0	0
UPR - Arecibo	387	448	469	470	484	464	425	442	452	451	429
UPR - Ponce	Jul-20	Aug-20	Sep-20	Oct-20	Nov-20	Dec-20	Jan-21	Feb-21	Mar-21	Apr-21	May-21
Trust	32	33	34	34	34	33	34	35	36	36	36
Permanent	192	188	186	185	185	184	182	183	182	181	179
Probationary	6	6	6	6	6	5	5	3	3	3	3
Substitute	8	10	12	12	12	11	11	11	11	11	11
Temporary	36	37	37	37	37	6	29	35	36	37	37
Contracted Professor	14	97	103	102	102	93	102	106	106	106	106
Especial	7	9	9	9	9	4	8	9	9	10	10
Part-time	0	0	0	0	0	0	0	0	0	0	0
All Other	0	0	0	0	0	0	0	0	0	0	0
All Other	3	3	3	3	3	3	3	3	3	3	3
All Other	0	0	0	0	0	0	0	0	0	0	0
All Other	0	0	0	0	0	0	0	0	0	0	0
UPR - Ponce	298	383	390	388	388	339	374	385	386	387	385
UPR - Bayamon	Jul-20	Aug-20	Sep-20	Oct-20	Nov-20	Dec-20	Jan-21	Feb-21	Mar-21	Apr-21	May-21
Trust	44	43	43	43	43	43	42	45	45	44	45
Permanent	233	234	243	244	244	243	241	244	246	247	242
Probationary	23	23	15	14	14	15	13	11	11	10	10
Substitute	1	1	0	0	0	0	0	1	1	1	1
Part-time	16	43	53	52	52	52	32	55	56	56	43
Temporary	2	47	48	48	48	48	44	45	45	45	43
Especial	41	43	44	44	44	45	44	44	43	44	43
All Other	1	1	1	1	1	1	1	1	0	0	0
All Other	0	0	0	0	0	0	0	0	0	0	0
All Other	0	0	0	0	0	0	0	0	0	0	0
All Other	0	0	0	0	0	0	0	0	0	0	0
UPR - Bayamon	361	435	447	446	446	447	417	446	448	447	427

APPENDIX C: RECONCILIATION BETWEEN AAFAF REPORTED FIGURES³ AND THE FIGURES IN THIS REPORT⁴ AS OF MAY 2021

(\$000's)	AAFAF Reported Balance (a)	CF Actual Balance	Variance	Variance due to:	
				Timing	Nonoperational Accounts
University of Puerto Rico ("UPR")	358,748	145,737	213,011		213,011



Notes:

- (a) University's funds held in trustee accounts for UPR debt service obligations.
- (b) Component Units Accounts managed by UPR: Desarrollos Universitarios, Inc. ("DUI"), Servicios Médicos Universitarios, Inc. ("the Hospital" or "SMU"), University of Puerto Rico Parking System, Inc. ("UPRPS"), Research Center for Molecular Sciences ("CICIM") and Materials Characterization Center, Inc. ("MCC"). Also includes UPR Retirement System accounts.
- (c) Mainly related to accounts managed by UPR campuses; these funds are restricted and assigned to specific purposes.
- (d) CF Actual Balance is made up of both restricted and unrestricted cash. Not all of the Actual Balance is available for operational uses.

³ AAFAF reported figures as per "Summary of Bank Account Balances for the Government of Puerto Rico and its Instrumentalities" report dated May 31, 2021.

⁴ This report is prepared based on reported operational cash balances as of May 31, 2021, and there are two types of reconciliation differences between the sources of information: timing differences produced by the account delays, or cash being held in nonoperational bank accounts.