



UPR
Universidad de Puerto Rico
Tu Universidad



University of Puerto Rico (UPR)

LIQUIDITY REPORT FOR THE MONTH OF MAY 2022

DISCLAIMER

This presentation was prepared as part of the Puerto Rico Fiscal Agency and Financial Advisory Authority (“AAFAF”) ongoing evaluation of financial matters of the Government of Puerto Rico, its public corporations and instrumentalities (collectively, the “Government”). Government creditors and other third parties should not rely on the information included in this presentation to purchase or sell any security or make any investment decision regarding securities issued by the Government. The amounts shown on this presentation are based on information obtained by AAFAF from governmental instrumentalities and financial institutions as of the dates indicated. AAFAF has not validated all of the information received and, as a result, cannot and does not assume any responsibility for the accuracy of such information. As additional information becomes available, there could be material changes to the information contained herein.

This presentation contains certain “forward-looking” statements and information (including the liquidity projections set forth herein). These forward-looking statements are not guarantees of future performance and involve certain risks, uncertainties, estimates, expectations and assumptions by AAFAF and the Government that are difficult to predict, inherently uncertain and some of which are beyond the control of AAFAF and the Government. Information that subsequently becomes available may have a material impact on the liquidity projections set forth herein.

Certain amounts shown in this presentation are for specific periods or as of specific dates. Cash flows and account balances are expected to change, potentially materially, on a day to day basis based on, among other things, the receipts and disbursements of funds by the Government, which can be affected by a number of factors, including judicial determinations.

Any statement as to the restricted or unrestricted nature of any amounts is preliminary and subject to further analysis.

The amounts shown in this presentation (including those related to the cash receipts, disbursements, accounts receivable, accounts payable and account balances) have not been confirmed through an audit conducted in accordance with generally accepted auditing standards, an examination of internal controls or other attestation or review services in accordance with standards established by the American Institute of Certified Public Accountants or any other organization. Accordingly, none of AAFAF, the Government, and each of their respective officers, directors, employees, agents, attorneys, advisors, members, partners or affiliates (collectively, with AAFAF and the Government, the “Parties”) express an opinion or any other form of assurance on the financial or other information contained in this presentation.

The Parties make no representation or warranty, express or implied, to any third party with respect to the information contained in this presentation, and all Parties expressly disclaim any such representations or warranties.

The Parties do not owe or accept any duty or responsibility to any reader or recipient of this presentation, whether in contract or tort, and shall not be liable for or in respect of any loss, damage (including without limitation consequential damages or lost profits) or expense of whatsoever nature of such third party that may be caused by, or alleged to be caused by, the use of this presentation or that is otherwise consequent upon the gaining of access to this document by such third party.

This presentation may contain capitalized terms that are not defined herein, or may contain terms that are discussed in other documents or that are commonly understood. You should make no assumptions about the meaning of capitalized terms that are not defined, and you should consult with AAFAF should clarification be required.

The Parties do not undertake any duty to update the information contained in this presentation.

By receiving this document, the recipient shall be deemed to have acknowledged and agreed to the terms and limitations described in these disclaimers.

GLOSSARY

AAFAF	Puerto Rico Fiscal Agency and Financial Advisory Authority.
A/P	Accounts payable.
A/R	Accounts receivable.
CapEx	Capital expenditures.
Component Unit (CU)	Public corporation of the Commonwealth of Puerto Rico.
Contracted Professor	Contracted professors where contracts will not exceed four (4) years
Disaster-Related Disbursements	Expenditures related to the damages caused from hurricanes and other disasters.
Disaster-Related Receipts	Federal emergency funds, insurance related to hurricanes and other disasters.
DPO (Intergovernmental)	Days Payable Outstanding [Intergovernmental Payables divided by trailing 12 months PayGo Charges plus Facilities/Rent Payments multiplied by 365].
DPO (Third Party)	Days Payable Outstanding [Third Party Payables divided by trailing 12 months Operating Disbursements, not including Payroll Costs, PayGo, Christmas Bonus, or Facilities/Rent Payments multiplied by 365].
DSO (Intergovernmental)	Days Sales Outstanding [Intergovernmental Receivables divided by trailing 12 months Intergovernmental Receipts multiplied by 365].
DSO (Third Party)	Days Sales Outstanding [Third Party Receivables divided by trailing 12 months Third Party Receipts multiplied by 365].
DTPR, Hacienda	Puerto Rico Department of Treasury.
FEMA	Federal Emergency Management Agency coordinates the federal government’s role in preparing for, preventing, mitigating the effects of, responding to, and recovering from all domestic disasters, whether natural or man-made, including acts of terror.
FOMB	Financial Oversight and Management Board of Puerto Rico.
General Fund	The Commonwealth's principal operating fund.
Intergovernmental Receipts	General fund appropriations to and funds transferred between public corporations and municipalities.
Liquidity Plan (LP)	UPR Liquidity Plan (The Liquidity Plan) is the translation of the Fiscal Year 2020 UPR Budget into a cash flow forecast, updated adjusted for seasonality of cash receipts and disbursements.
OCFO	The office of the Chief Financial Officer of Puerto Rico.
Operating Disbursements	Includes payroll and related costs, material and supplies, purchased services, professional services, donations, subsidies, transportation expenses, media ads, and other operating payments.
Operating Receipts	Revenues collected from operations.
Part-time Appointees	Fixed-term appointments granted to cover a position, or an unregulated position that entails the provision of services through an irregular schedule, depending on their classification as teaching staff or non-teaching staff. The permanence to the employees of the University of Puerto Rico is guaranteed.
Permanent Appointees	Appointments granted to cover a position, or regular position approved in the budget, after the incumbent has satisfactorily complied the period of probationary work.
Probationary Appointees	Appointments initially granted to cover a position, or a position approved in the budget for a fixed duration in accordance with the provisions of the General Rules of UPR. During the appointment period, the appointee will be subjected to evaluation to determine, if at the end of the probationary period, he/she will be retained for a permanent appointment.
PROMESA	The Puerto Rico Oversight, Management, and Economic Stability Act (PROMESA) is a 2016 US federal law that established an oversight board, a process for restructuring debt, and expedited procedures for approving critical infrastructure projects in order to combat the Puerto Rican government-debt crisis.
Special Appointees	Appointments granted to cover a position, or position paid with funds of extra university origin, whose recurrence is not guaranteed. The University authorities may consider the experience acquired by employees with this type of appointment, if they happen to occupy regular positions.

Substitute Appointees	Appointments granted to university staff for a period not greater than twelve (12) months, to provisionally cover a position or regular position approved in the budget, while the incumbent in ownership thereof is in use of the license. This appointment must not be the prelude to a probationary or permanent appointment, unless this is achieved through the regular procedure that establishes the General Rules of UPR.
Temporary Appointees	Appointments granted to cover a non-regular position or positions, which get approved for a fixed period no longer than twelve (12) months to meet the needs of special services, such as unforeseen and occasional increases in the volume of the work.
Trust Position	Appointments that extend to university personnel denominated of trust in Chapter VIII, Article 71 of the General Rules of UPR. The positions of trust will be of free selection and removal in regard to the positions or posts thus classified; but will retain the rights acquired by virtue of some previous regular appointment in the System.
UPR	University of Puerto Rico, a public corporation and a component unit of the Commonwealth of Puerto Rico. UPR consists of 11 campuses: Medical Sciences, Aguadilla, Arecibo, Bayamón, Carolina, Cayey, Humacao, Mayagüez, Ponce, Río Piedras, and Utuado.

INTRODUCTION

AAFAF has been compiling financial information from selected public corporations of the Commonwealth of Puerto Rico that are component units (“CU”) for financial reporting purposes, as part of AAFAF’s evaluation of the liquidity of the Government of Puerto Rico and its public corporations.

This report is for the month of May 2022 of FY22, and presents information with respect to the University of Puerto Rico (UPR). UPR prepared its Fiscal Year 2022 (“FY22”) Liquidity Plan in May 2022, using the FOMB certified budget as the baseline for liquidity planning. For FY22, a forecast is provided that takes into consideration timing and seasonality of cash inflows and outflows, based on conversations with UPR finance and accounting management, and based on observations for historical FY20 and FY21 actual cash flow data.

The forecast contains projections of cash receipts (which include revenues collected from operations; intergovernmental receipts – general fund appropriations and other transfers from Central Government and public corporations; disaster relief receipts and other federal funds), and cash disbursements (which include operating payments – e.g. payroll and related costs, purchased services, professional services, transportation expenses, disaster relief disbursements – e.g. expenditures related to the damages caused from Hurricanes and other disasters), and CapEx. This cash flow information is included in section “A” of this report.

UPR is also expected to report monthly headcount figures in order to monitor changes in staff levels and their actual and projected effects on payroll costs. This information is presented in the document under section “B”.

A full year FY22 Sources and Uses of Funds is provided to allow readers to bridge the beginning cash balance as of July 1, 2021 and forecasted ending cash at June 30, 2022. This information is presented in the document under section “C”.

This report also contains pertinent working capital information for UPR. Where available, UPR has provided information on Accounts Payable and Accounts Receivable. Figures are unaudited and subject to change. This information is presented in the document under section “D”.

The report contains three Appendix items. The first Appendix is the cash flow template ‘Actual vs Liquidity Plan’ for the month of May 2022 of FY22 figures and variances. The second Appendix is the headcount detail, which is based on information provided by UPR management. The third of these Appendix items is a cash reconciliation. A bridge is provided between the actual cash data provided by UPR as of May 31, 2022 and the May 2022 AAFAF reported figures represented in the “Summary of Bank Account Balances for the Government of Puerto Rico and its Instrumentalities”.

TABLE OF CONTENTS

EXECUTIVE SUMMARY – OPERATING LIQUIDITY AS OF MAY 20227

I. UNIVERSITY OF PUERTO RICO (“UPR”)8

APPENDIX A: CASH FLOW TEMPLATE: ACTUAL vs LP11

APPENDIX B: HEADCOUNT SUMMARY FOR UPR BY DEPARTMENT, CAMPUS AND CATEGORY12

APPENDIX B: HEADCOUNT SUMMARY FOR UPR BY DEPARTMENT, CAMPUS AND CATEGORY (CONTINUED).....13

APPENDIX B: HEADCOUNT SUMMARY FOR UPR BY DEPARTMENT, CAMPUS AND CATEGORY (CONTINUED).....14

APPENDIX C: RECONCILIATION BETWEEN AAFAF REPORTED FIGURES AND THE FIGURES IN THIS REPORT AS OF MAY 202215

EXECUTIVE SUMMARY – OPERATING LIQUIDITY AS OF MAY 2022

COMPONENT UNIT	HIGHLIGHTS	FY22 BEGINNING BALANCE	05/31/22 ACTUAL ENDING BALANCE	FY22 FORECAST YEAR-END BALANCE
University of Puerto Rico (UPR)	Through May-2022, UPR experienced favorable net cash flow of \$160.5M and ended the month with a cash balance of \$296.2M primarily driven by lower than expected HEERF Relief Funds and Prior Year Receivables driven by the settlement agreement with the PR Department of Health, the PR Medical Services Administration.	\$135.7	\$296.2	\$95.9

I. UNIVERSITY OF PUERTO RICO (“UPR”)

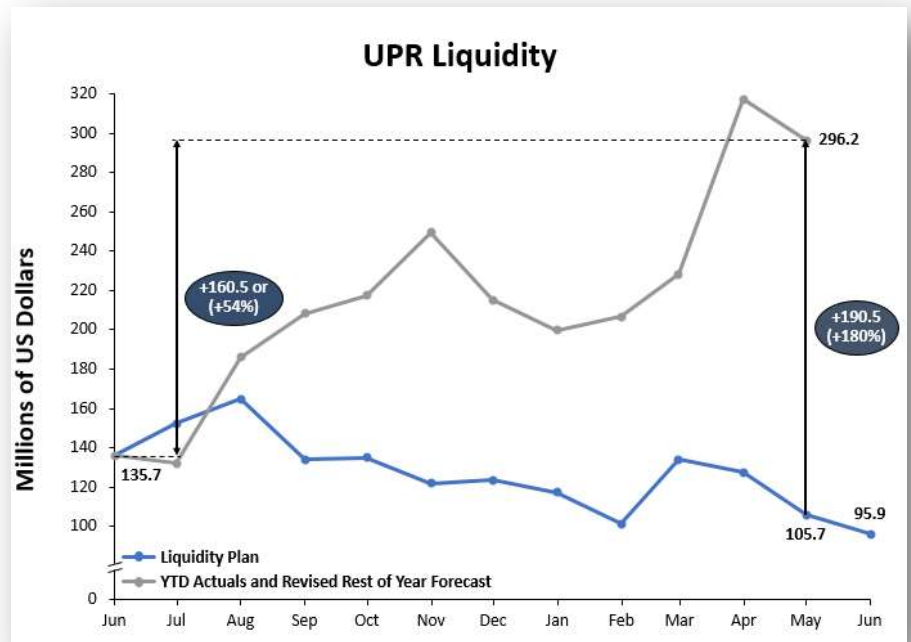
Primary Business Activity: UPR is a state-supported university system created by the Law No. 1 of January 20, 1966, “Law of the University of Puerto Rico” (“Act No. 1”), as amended. UPR is responsible for serving the people of Puerto Rico to contribute to the development and enjoyment of the fundamental, ethical, and aesthetic values of Puerto Rican culture by providing high-quality education and creating new knowledge through research and exploration of the Arts, Sciences, and Technology.

Key Takeaways: Through May-22, UPR experienced favorable \$160.5M in net cash flow and ended the month of May with a cash balance of \$296.2M. The UPR has a favorable net cash flow variance after debt service of \$190.5M compared to forecast. The favorable variance is primarily driven by lower than expected HEERF Relief Funds and Prior Year Receivables driven by the settlement agreement with the PR Department of Health, the PR Medical Services Administration.

A. FY22 Operating Liquidity – Actuals¹ and FY22 Liquidity Plan

1. \$190.5M FY22 actuals vs. Liquidity Plan YTD actuals:

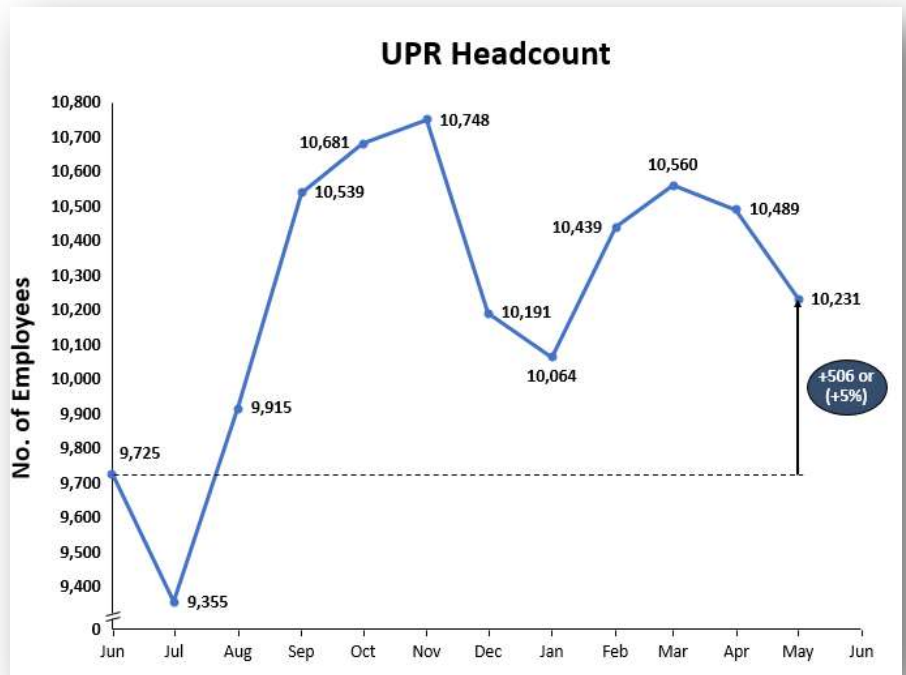
- a. \$175.4M favorable permanent variance in the HEERF Relief Funds disbursements, since projected disbursements were over the actual expenditures.
- b. \$61.0M favorable permanent variance in Prior Year Receivables, primarily driven by the settlement agreement with the PR Department of Health, the PR Medical Services Administration and SMU.
- c. \$26.0M favorable permanent variance in Total Payroll & Related Costs (Including Medical Plan), related to the reclassification of \$52.2M of Payroll and Related Costs to the UPR Sustainability Initiative - ARP Funds.
- d. \$24.4M favorable timing variance in UPR Sustainability Initiative - ARP Funds disbursements, as we expect to use all funds during FY22.
- e. \$11.5M favorable permanent variance in FEMA and Insurance Receipts since there were no budgeted amounts for these revenues for FY22.
- f. (\$63.5M) unfavorable permanent variance in HEERF Relief Funds since revenues were under budgeted amounts for FY22.
- g. (\$29.5M) unfavorable permanent variance in Intra-Government Receipts, since projected amounts were over the actual revenues realized.
- h. (\$26.2M) unfavorable permanent variance in Pensions Payments due to additional Employer Contributions of \$40.0M to the UPR Retirement System performed during FY22.
- i. (\$11.3M) unfavorable permanent variance in Scholarships & Donations, since projected amounts were not in line with actual expenditures.
- j. \$22.7M net favorable variance in remaining receipts/disbursements, primarily driven by lower than expected Capital Expenditures.



¹ Appendix includes reconciliation between AAFAF reported cash figures and the figures in this report.

B. Headcount / Payroll


1. Headcount: Increased from 9,725 to 10,231 (+506 or +5%) from June-21 to May-22. Increase in headcounts are due to normal seasonality.
 - a. By campus: Increase in headcount is primarily due to increases at the Río Piedras (+300), Ponce (+91) and Humacao (+76) campuses.
 - b. By category: Increase in headcount is primarily due to increases in, temporary (+249) and contracted professors (+191); partially offset by a decrease in permanent (-312).
2. Payroll: Disbursements through May-22 were \$511.9M, or \$26.0M lower than YTD budget.



I. UNIVERSITY OF PUERTO RICO ("UPR") (Continued)

C. Full Year FY22 Sources and Uses of Funds

1. Sources \$1,511.4M:
 - a. \$560.0M in General Fund appropriations from the central government.
 - b. Operating receipts total \$426.1M, comprised of \$180.1M in tuition receipts, \$177.8M in campus-generated inflows, \$64.5M in slot machine revenues, \$2.0M from other revenues and \$867K from special funds.
 - c. Federal funds received for federally supported UPR projects, programs and HEERF relief funds total \$525.4M.



2. Uses (\$1,551.2M):

- a. Total operating disbursements of (\$1,013.4M) are driven by payroll & related costs (\$582.5M), pension payments (\$121.6M), scholarships and donations (\$92.8M), vendor payments to PREPA (\$28.3M), and all other vendor payments (\$191.7M).
- b. Other disbursements include restricted government appropriations (ARP Funds) (\$94.0M), debt service (\$44.7M), Capital Expenditures (\$25.9M), restricted CAPEX (\$5.0M), Equipment (\$11.6M) and HEERF disbursements funds (\$353.1M).

D. Accounts Receivable / Accounts Payable²

1. Accounts Receivable:

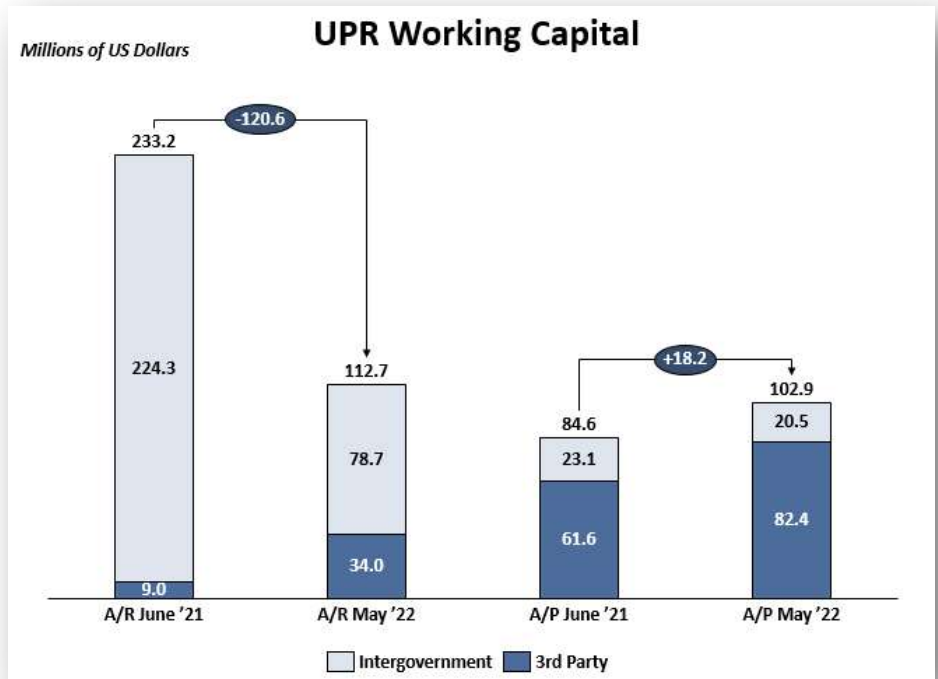
- a. \$120.6M decrease from June-21 to May-22, driven by decreases of \$92.9M in federal government receivables and decreases of \$32.3M in receivables from the PR Medical Services Administration; partially offset by increases of \$23.9M in student tuition and other fees.

2. Accounts Payable:

- a. \$23.1M increase from June-21 to May-22, driven by an increase of \$20.8M in total third party payables and a decrease of \$2.6M in intergovernmental payables.

3. Working Capital:

- a. The change in net working capital through May-22 was a \$138.8M cash provided due to the above changes.



² Figures are preliminary, unaudited and thus subject to material changes.

APPENDIX A: CASH FLOW TEMPLATE: ACTUAL vs LP

University of Puerto Rico

Liquidity

For the month of May 2022

	Actual		Forecast		Actual		Forecast		Annual	Annual
	May-22	May-22	Variance \$	Variance %	YTD	YTD	Variance \$	Variance %	FOMB Certified Budget	% from FOMB Budget
(figures in \$000's)										
Central Government Appropriations:										
TSA General Fund Appropriation - Net Measures	\$ 33,926	\$ 33,926	\$ 0	0%	\$ 374,189	\$ 373,188	\$ 1,001	0%	\$ 407,114	-8%
TSA General Fund Appropriation - ARP Funds	-	7,833	(7,833)	-100%	94,000	86,167	7,833	9%	94,000	0%
TSA General Fund Appropriation - Joint Resolutions	2,444	2,444	0	0%	26,889	26,889	0	0%	29,333	-8%
Other Special Appropriations - Training and Seminars	835	833	2	0%	9,186	9,167	19	0%	10,000	-8%
Services to Department of Education	833	835	(2)	0%	9,167	9,186	(19)	0%	10,021	-9%
Legislative Scholarships	792	792	-	0%	8,708	8,708	-	0%	9,500	-8%
Total Central Government Appropriations	\$ 38,831	\$ 46,664	\$ (7,833)	-17%	\$ 522,138	\$ 513,304	\$ 8,834	2%	\$ 559,968	-7%
Operating Receipts:										
PR Slot Machine Receipts - Law 36	\$ 6,200	\$ 5,379	\$ 821	15%	\$ 67,721	\$ 59,167	\$ 8,553	14%	\$ 64,546	5%
Tuition	3,557	2,260	1,297	57%	160,294	167,367	(7,073)	-4%	180,845	-11%
Campus-Generated Inflows	17,547	16,369	1,177	7%	159,778	163,351	(3,573)	-2%	177,801	-10%
Special Funds	-	155	(155)	-100%	2,212	545	1,667	306%	867	155%
Other Revenues	-	167	(167)	-100%	-	1,833	(1,833)	-100%	2,000	-100%
Total Operating Receipts	\$ 27,303	\$ 24,329	\$ 2,974	12%	\$ 390,005	\$ 392,264	\$ (2,259)	-1%	\$ 426,059	-8%
Other Receipts:										
Intra-Government Receipts	\$ 13,046	7,062	\$ 5,983	85%	\$ 131,434	\$ 160,931	\$ (29,496)	-18%	\$ 172,248	-24%
FEMA and Insurance Receipts	2,095	-	2,095	0%	11,515	-	11,515	0%	-	0%
HEERF Relief Funds	20,492	29,429	(8,937)	-30%	260,214	323,720	(63,506)	-20%	353,149	-26%
Prior Years Receivables	-	-	-	0%	61,028	-	61,028	0%	-	0%
Other Receipts	-	-	-	0%	8,034	-	8,034	0%	-	0%
Total Other Receipts	\$ 35,633	\$ 36,491	\$ (859)	-2%	\$ 472,225	\$ 484,651	\$ (12,426)	-3%	\$ 525,397	-10%
Total Receipts	\$ 101,766	\$ 107,485	\$ (5,719)	-5%	\$ 1,384,368	\$ 1,390,219	\$ (5,851)	0%	\$ 1,511,424	-8%
Operating Disbursements:										
Payroll and Related Costs	\$ 7,016	\$ (45,080)	\$ 52,096	-116%	\$ (459,733)	\$ (489,409)	\$ 29,676	-6%	\$ (529,897)	-13%
Medical Plan	(7,161)	(4,528)	(2,633)	58%	(52,172)	(48,533)	(3,639)	7%	(52,600)	-1%
Total Payroll & Other Payroll Related Disbursements	\$ (146)	\$ (49,608)	\$ 49,462	-100%	\$ (511,905)	\$ (537,942)	\$ 26,036	-5%	\$ (582,497)	-12%
Scholarships and Donations	\$ (9,387)	(3,309)	(6,079)	184%	(99,508)	(88,251)	(11,257)	13%	(92,783)	7%
Vendor Disbursements - PREPA	-	(1,780)	1,780	-100%	(26,859)	(24,141)	(2,718)	11%	(28,338)	-5%
Vendor Disbursements - All Other	(19,376)	(21,770)	2,394	-11%	(177,784)	(183,990)	6,205	-3%	(203,267)	-13%
Total Operating Disbursements	\$ (28,763)	\$ (26,858)	\$ (1,904)	7%	\$ (304,151)	\$ (296,382)	\$ (7,769)	3%	\$ (324,387)	-6%
Other Disbursements:										
Capital Expenditures	\$ (139)	(866)	727	-84%	(10,768)	(19,265)	8,497	-44%	(25,867)	-58%
Restricted CAPEX - Graduate Tuition Measure	-	(419)	419	-100%	-	(4,609)	4,609	-100%	(5,028)	-100%
HEERF Relief Required Disbursements	(4,420)	(29,429)	25,010	-85%	(148,331)	(323,720)	175,389	-54%	(353,149)	-58%
Pensions Payment	\$ (21,549)	(10,133)	(11,415)	113%	(137,675)	(111,467)	(26,208)	24%	(121,600)	13%
UPR Sustainability Initiative - ARP Funds	(61,810)	(7,833)	(53,977)	689%	(61,810)	(86,167)	24,356	-28%	(94,000)	-34%
Other Disbursements	-	-	-	0%	(8,034)	-	(8,034)	0%	-	0%
Total Other Disbursements	\$ (87,917)	\$ (48,681)	\$ (39,236)	81%	\$ (366,618)	\$ (545,227)	\$ 178,609	-33%	\$ (599,644)	-39%
Total Disbursements (before Debt Service)	\$ (116,825)	\$ (125,147)	\$ 8,322	-7%	\$ (1,182,675)	\$ (1,379,551)	\$ 196,876	-14%	\$ (1,506,529)	-21%
Net Cash Flow (before Debt Service)	\$ (15,059)	\$ (17,662)	\$ 2,603	-15%	\$ 201,693	\$ 10,668	\$ 191,025	1791%	\$ 4,896	4020%
Beginning Cash Balance	\$ 352,500	127,405	225,096	177%	135,748	135,748	-	0%	135,748	0%
Net Cash Flow (before debt service)	(15,059)	(17,662)	2,603	-15%	201,693	10,668	191,025	1791%	4,896	4020%
Ending Bank Cash Balance (before Debt Service)	\$ 337,441	\$ 109,743	\$ 227,698	207%	\$ 337,441	\$ 146,416	\$ 191,025	130%	\$ 140,643	140%
Contract Debt Service										
	\$ (4,075)	(4,021)	(54)	1%	(41,198)	(40,694)	(504)	1%	(44,715)	-8%
Total Disbursements	\$ (120,900)	\$ (129,168)	\$ 8,267	-6%	\$ (1,223,872)	\$ (1,420,244)	\$ 196,372	-14%	\$ (1,551,243)	-21%
Net Cash Flow (After Debt Service)	\$ (19,134)	\$ (21,683)	\$ 2,549	-12%	\$ 160,495	\$ (30,026)	\$ 190,521	-635%	\$ (39,819)	-503%
Beginning Cash Balance	\$ 315,378	127,405	187,973	148%	135,748	135,748	-	0%	135,748	0%
Total Net Cash Flow	(19,134)	(21,683)	2,549	-12%	160,495	(30,026)	190,521	-635%	(39,819)	-503%
Ending Bank Cash Balance (after Debt Service)	\$ 296,243	\$ 105,722	\$ 190,522	180%	\$ 296,243	\$ 105,722	\$ 190,522	180%	\$ 95,929	209%

Note I: Receipts of \$149.0M YTD from the Commonwealth-funded Scholarship Fund were excluded from the Liquidity Report.

Note II: Other Receipts and Other Disbursements of \$8.03M consists of restricted funds related to the Premium Pay Program under the CARES ACT allocated to the Government of PR.

Note III: Advances of \$18M and \$22M in Employer Contributions to the UPR Retirement System (Pension Payments) were performed during December 2021 and May 2022, respectively.

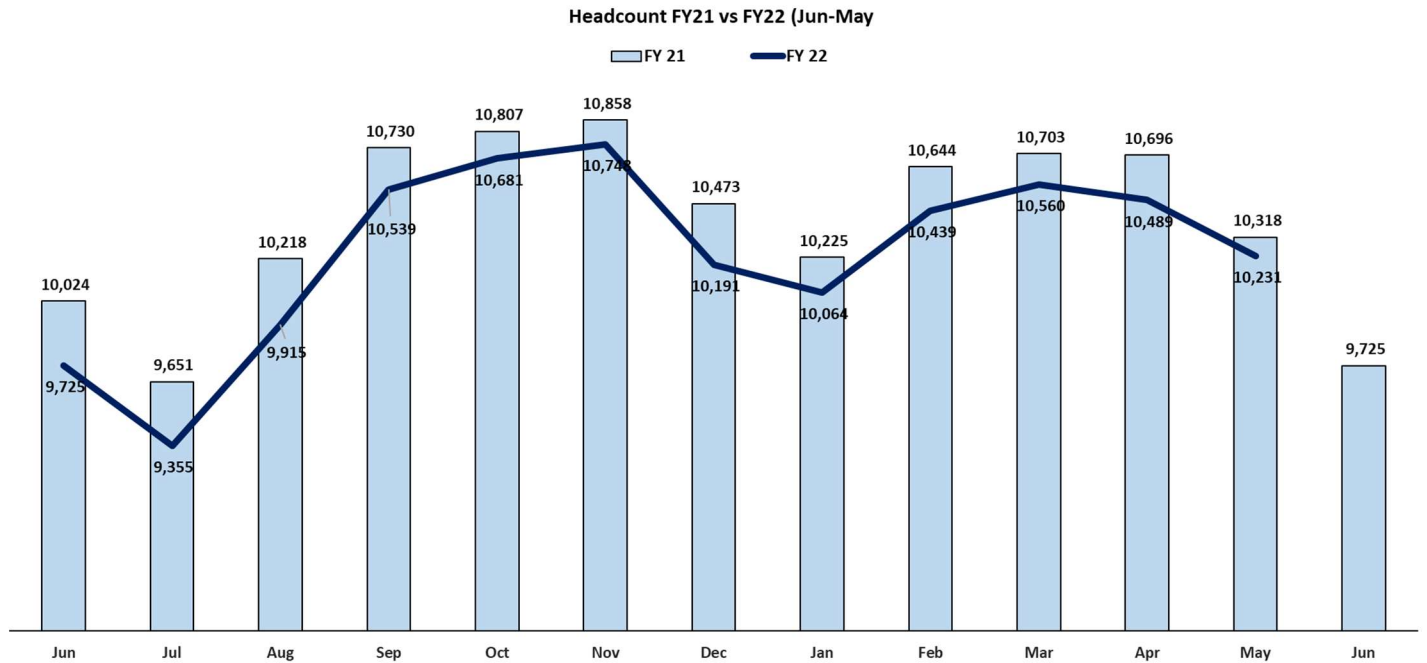
Note IV: FEMA and Insurance Receipts are reimbursements of expenses incurred in FEMA projects, mostly from prior years. Current year expenses are classified as Vendor Disbursements since they are not capitalized.

Note V: The UPR Sustainability Initiative - ARP Funds were received as a result of a claim of Payroll and Related Costs and Pensions Payments. On May 2022, a reclass of \$61.8M was performed from these lines to the UPR Sustainability Initiative - ARP Funds.

APPENDIX B: HEADCOUNT SUMMARY FOR UPR BY DEPARTMENT, CAMPUS AND CATEGORY

All Employees	Jul-21	Aug-21	Sep-21	Oct-21	Nov-21	Dec-21	Jan-22	Feb-22	Mar-22	Apr-22	May-22
Breakdown by employee category											
Permanent	5,324	5,293	5,286	5,261	5,256	5,239	5,125	5,107	5,101	5,097	5,078
Special	1,872	1,806	1,873	1,912	1,943	1,941	1,933	1,959	1,969	1,975	1,972
Trust	871	870	864	868	875	872	858	865	876	880	881
Part-time	336	529	842	908	942	748	615	837	903	707	703
Contracted Professor	67	262	394	411	406	176	295	358	383	389	347
Probationary	245	268	267	269	266	264	274	264	265	251	248
Temporary	229	463	562	585	583	451	503	567	572	695	502
Substitute	120	119	116	117	118	113	114	116	119	118	116
All other	291	305	335	350	359	387	347	366	372	377	384
Total	9,355	9,915	10,539	10,681	10,748	10,191	10,064	10,439	10,560	10,489	10,231

Breakdown by Depart. and Campus											
Governing Board	68	66	67	67	66	66	65	65	66	65	63
Central Administration	263	262	262	248	249	249	247	252	256	262	260
Rio Piedras	1,989	2,172	2,388	2,474	2,499	2,537	2,242	2,405	2,476	2,478	2,337
Mayaguez	2,216	2,287	2,347	2,356	2,366	2,262	2,249	2,325	2,326	2,325	2,235
Medical Sciences	2,279	2,290	2,302	2,321	2,343	2,341	2,312	2,311	2,308	2,304	2,303
Cayey	365	408	429	438	443	429	415	421	423	421	417
Humacao	428	424	515	541	548	458	466	510	544	546	513
Aguadilla	281	323	361	359	361	338	337	350	348	349	329
Utua	156	166	189	187	186	155	167	179	179	177	179
Carolina	290	296	371	383	384	294	360	359	354	285	354
Arecibo	378	428	483	484	482	383	448	469	475	476	439
Ponce	279	377	399	400	397	254	387	396	399	395	393
Bayamon	363	416	426	423	424	425	369	397	406	406	409
Total	9,355	9,915	10,539	10,681	10,748	10,191	10,064	10,439	10,560	10,489	10,231



APPENDIX B: HEADCOUNT SUMMARY FOR UPR BY DEPARTMENT, CAMPUS AND CATEGORY (CONTINUED)

Governing Board	Jul-21	Aug-21	Sep-21	Oct-21	Nov-21	Dec-21	Jan-22	Feb-22	Mar-22	Apr-22	May-22
Trust	11	11	11	11	10	11	10	10	10	10	10
Temporary	2	2	3	3	3	3	3	3	3	3	3
Especial	9	9	9	9	9	8	7	7	6	5	3
Permanent	35	33	34	37	37	37	38	38	38	38	38
Probationary	8	8	7	7	7	7	7	7	9	9	9
Substitute	3	3	3	0	0	0	0	0	0	0	0
All Other	0	0	0	0	0	0	0	0	0	0	0
Governing Board	68	66	67	67	66	66	65	65	66	65	63

Central Administration	Jul-21	Aug-21	Sep-21	Oct-21	Nov-21	Dec-21	Jan-22	Feb-22	Mar-22	Apr-22	May-22
Trust	60	60	59	57	59	62	62	66	72	77	75
Contracted Professor	2	2	2	2	2	2	2	2	2	2	2
Especial	29	28	29	16	17	17	18	18	18	18	18
Permanent	146	150	151	150	145	141	139	139	136	138	139
Probationary	8	5	5	6	8	8	7	7	9	7	6
Substitute	1	1	1	1	2	2	2	2	2	3	3
Part-time	4	5	5	5	5	5	5	5	5	5	4
Temporary	6	5	3	3	3	4	4	5	4	4	5
All Other	0	0	0	0	0	0	0	0	0	0	0
Central Administration	263	262	262	248	249	249	247	252	256	262	260

UPR - Rio Piedras	Jul-21	Aug-21	Sep-21	Oct-21	Nov-21	Dec-21	Jan-22	Feb-22	Mar-22	Apr-22	May-22
Trust	161	166	170	169	171	171	166	167	168	166	169
Contracted Professor	9	14	24	34	34	37	8	22	39	41	43
Especial	83	77	94	109	115	117	123	125	129	128	120
Permanent	1419	1410	1406	1406	1405	1402	1368	1366	1366	1360	1355
Probationary	37	47	52	51	51	51	57	56	57	52	52
Substitute	61	59	57	61	63	60	60	59	61	63	62
Part-time	71	89	218	263	277	297	110	231	276	284	286
Temporary	136	296	335	343	344	336	327	343	340	337	202
All Other	0	0	0	0	0	0	0	0	0	0	0
UPR - Rio Piedras	1,989	2,172	2,388	2,474	2,499	2,537	2,242	2,405	2,476	2,478	2,337

UPR - Mayaguez	Jul-21	Aug-21	Sep-21	Oct-21	Nov-21	Dec-21	Jan-22	Feb-22	Mar-22	Apr-22	May-22
Trust	125	124	124	126	125	126	121	121	121	122	119
Contracted Professor	1	2	4	4	4	1	3	4	5	7	4
Especial	542	437	450	455	466	465	463	471	477	476	487
Permanent	1396	1386	1378	1371	1374	1373	1345	1346	1344	1345	1342
Probationary	50	54	57	59	57	54	54	51	48	45	45
Substitute	2	2	0	0	0	0	1	3	3	3	3
Part-time	17	165	188	190	192	149	157	187	188	70	15
Temporary	2	32	60	67	64	10	21	56	52	170	132
All Other	0	0	0	0	0	1	1	2	4	4	3
UPR - Mayaguez	2,216	2,287	2,347	2,356	2,366	2,262	2,249	2,325	2,326	2,325	2,235

UPR - Medical Sciences	Jul-21	Aug-21	Sep-21	Oct-21	Nov-21	Dec-21	Jan-22	Feb-22	Mar-22	Apr-22	May-22
Trust	218	213	208	212	214	215	210	213	214	212	216
Contracted Professor	26	26	27	27	28	28	26	26	27	27	27
Especial	986	985	988	998	1005	1004	991	992	989	988	986
Permanent	603	605	605	603	601	600	583	576	575	576	571
Probationary	82	82	81	78	77	77	78	77	77	75	74
Substitute	2	2	2	1	2	2	2	2	2	1	1
Part-time	162	168	174	176	180	179	183	183	182	182	181
Temporary	23	23	23	23	24	24	24	24	24	25	24
All Other	0	0	0	0	0	0	0	0	0	0	0
UPR - Medical Sciences	2,279	2,290	2,302	2,321	2,343	2,341	2,312	2,311	2,308	2,304	2,303

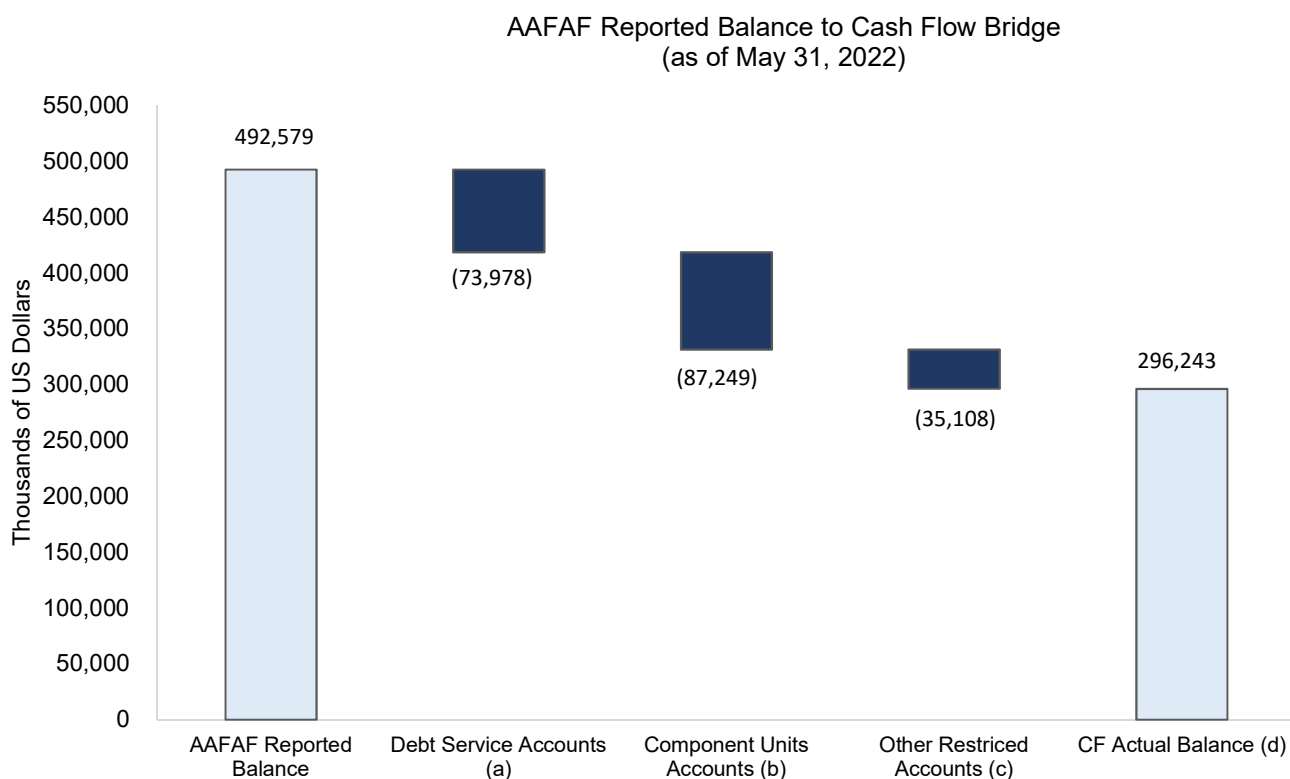
UPR - Cayey	Jul-21	Aug-21	Sep-21	Oct-21	Nov-21	Dec-21	Jan-22	Feb-22	Mar-22	Apr-22	May-22
Trust	36	35	34	34	35	35	35	34	34	35	35
Contracted Professor	4	40	49	54	52	44	39	36	39	38	40
Permanent	273	270	267	264	264	263	263	266	270	270	270
Probationary	15	21	22	22	22	22	19	14	10	10	9
Substitute	12	12	11	12	12	10	10	10	11	11	11
Part-time	3	4	8	9	12	8	8	15	15	13	10
Temporary	0	0	0	0	0	0	0	1	1	1	0
Especial	19	23	34	38	41	42	36	40	37	38	37
All Other	0	0	0	0	0	0	0	0	0	0	0
UPR - Cayey	365	408	429	438	443	429	415	421	423	421	417

APPENDIX B: HEADCOUNT SUMMARY FOR UPR BY DEPARTMENT, CAMPUS AND CATEGORY (CONTINUED)

UPR - Humacao	Jul-21	Aug-21	Sep-21	Oct-21	Nov-21	Dec-21	Jan-22	Feb-22	Mar-22	Apr-22	May-22
Trust	46	46	45	45	46	46	46	46	46	47	47
Contracted Professor	1	0	1	2	2	0	0	1	4	7	5
Especial	59	68	88	95	93	94	93	100	99	99	94
Permanent	287	282	289	287	289	290	284	284	283	281	285
Temporary	1	1	25	30	30	2	8	16	30	30	1
Probationary	23	25	18	19	16	15	16	15	16	16	13
Substitute	0	0	0	0	0	0	0	0	0	0	0
Part-time	10	1	48	62	72	11	19	48	66	66	68
All Other	0	0	0	0	0	0	0	0	0	0	0
UPR - Humacao	428	424	515	541	548	458	466	510	544	546	513
UPR - Aguadilla	Jul-21	Aug-21	Sep-21	Oct-21	Nov-21	Dec-21	Jan-22	Feb-22	Mar-22	Apr-22	May-22
Trust	37	37	37	37	37	37	37	36	37	37	36
Permanent	173	169	169	167	167	167	161	158	157	156	154
Probationary	1	3	3	5	5	5	5	5	5	6	8
Substitute	20	20	20	20	19	19	19	19	17	16	16
Part-time	4	4	4	4	4	4	4	4	4	4	4
Contracted Professor	3	30	62	60	60	38	42	58	58	58	39
Especial	37	54	59	59	62	61	61	61	61	63	63
All Other	0	0	1	1	1	1	1	1	1	1	1
UPR - Aguadilla	281	323	361	359	361	338	337	350	348	349	329
UPR - Utuado	Jul-21	Aug-21	Sep-21	Oct-21	Nov-21	Dec-21	Jan-22	Feb-22	Mar-22	Apr-22	May-22
Trust	19	19	18	18	18	18	17	17	17	17	17
Contracted Professor	1	4	23	24	24	1	11	22	22	22	25
Especial	6	13	15	16	15	15	14	15	15	15	15
Permanent	121	121	122	119	117	116	114	113	112	111	109
Probationary	0	0	0	0	1	1	1	1	2	2	2
Substitute	0	0	0	0	0	0	0	0	0	0	0
Part-time	8	7	9	8	8	2	6	8	9	9	9
Temporary	1	2	2	2	3	2	4	3	2	1	2
UPR - Utuado	156	166	189	187	186	155	167	179	179	177	179
UPR - Carolina	Jul-21	Aug-21	Sep-21	Oct-21	Nov-21	Dec-21	Jan-22	Feb-22	Mar-22	Apr-22	May-22
Trust	38	38	36	38	39	38	38	37	37	37	36
Temporary	16	16	25	25	25	17	23	24	24	16	25
Especial	44	50	41	50	50	49	50	52	49	48	49
Permanent	185	185	182	181	181	178	170	167	168	169	170
Probationary	4	4	4	4	4	6	8	8	7	6	5
Substitute	0	0	0	0	0	0	0	0	0	0	0
Part-time	1	1	79	81	81	2	67	67	65	5	65
Contracted Professor	2	2	4	4	4	4	4	4	4	4	4
All Other	0	0	0	0	0	0	0	0	0	0	0
UPR - Carolina	290	296	371	383	384	294	360	359	354	285	354
UPR - Arecibo	Jul-21	Aug-21	Sep-21	Oct-21	Nov-21	Dec-21	Jan-22	Feb-22	Mar-22	Apr-22	May-22
Permanent	275	275	275	270	270	267	264	261	262	262	257
Trust	39	38	38	38	38	36	36	37	38	38	39
Contracted Professor	13	49	88	90	86	10	63	76	75	74	49
Part-time	31	46	59	62	63	43	53	61	61	37	29
Substitute	6	6	6	7	6	5	6	7	9	8	7
Especial	9	9	12	13	15	17	19	19	23	31	32
Probationary	2	2	2	2	2	2	4	5	5	6	6
Temporary	2	2	2	1	1	1	1	1	0	18	18
All Other	0	0	0	0	0	0	0	0	0	0	0
UPR - Arecibo	378	428	483	484	482	383	448	469	475	476	439
UPR - Ponce	Jul-21	Aug-21	Sep-21	Oct-21	Nov-21	Dec-21	Jan-22	Feb-22	Mar-22	Apr-22	May-22
Trust	36	37	38	38	38	32	35	36	36	36	36
Permanent	175	174	174	173	173	173	173	170	168	166	165
Probationary	3	3	3	3	3	3	3	3	5	5	5
Substitute	12	13	15	14	13	14	13	13	13	12	12
Temporary	37	43	43	46	44	10	49	50	52	50	50
Contracted Professor	5	93	110	110	110	11	97	107	107	108	108
Especial	8	11	13	13	13	8	15	16	17	17	16
Part-time	0	0	0	0	0	0	0	0	0	0	0
UPR - Ponce	279	377	399	400	397	254	387	396	399	395	393
UPR - Bayamon	Jul-21	Aug-21	Sep-21	Oct-21	Nov-21	Dec-21	Jan-22	Feb-22	Mar-22	Apr-22	May-22
Trust	45	46	46	45	45	45	45	45	46	46	46
Permanent	236	233	234	233	233	232	223	223	222	225	223
Probationary	12	14	13	13	13	13	15	15	15	12	14
Substitute	1	1	1	1	1	1	1	1	1	1	1
Part-time	25	39	50	48	48	48	3	28	32	32	32
Temporary	3	41	41	42	42	42	39	41	40	40	40
Contracted Professor								1	1	1	1
Especial	41	42	41	41	42	44	43	43	49	49	52
All Other	0	0	0	0	0	0	0	0	0	0	0
UPR - Bayamon	363	416	426	423	424	425	369	397	406	406	409

APPENDIX C: RECONCILIATION BETWEEN AAFAF REPORTED FIGURES³ AND THE FIGURES IN THIS REPORT⁴ AS OF MAY 2022

(\$000's)	AAFAF Reported Balance (a)	CF Actual Balance	Variance	Variance due to:	
				Timing	Nonoperational Accounts
University of Puerto Rico ("UPR")	492,579	296,243	196,336		196,336



Notes:

- (a) University's funds held in trustee accounts for UPR debt service obligations.
- (b) Component Units Accounts managed by UPR: Desarrollos Universitarios, Inc. ("DUI"), Servicios Médicos Universitarios, Inc. ("the Hospital" or "SMU"), University of Puerto Rico Parking System, Inc. ("UPRPS"), Research Center for Molecular Sciences ("CICIM") and Materials Characterization Center, Inc. ("MCC"). Also includes UPR Retirement System accounts.
- (c) Mainly related to accounts managed by UPR campuses; these funds are restricted and assigned to specific purposes.
- (d) CF Actual Balance is made up of both restricted and unrestricted cash. Restricted amounts of \$195.7M includes: \$78.8M (Capex Program), \$60.2M (Trainings & Seminars), \$34.3M (Insurance Proceeds - Hurricane) and \$6.1M (Endowment Funds).

³ AAFAF reported figures as per "Summary of Bank Account Balances for the Government of Puerto Rico and its Instrumentalities" report dated May 31, 2022.

⁴ This report is prepared based on reported operational cash balances as of May 31, 2022, and there are two types of reconciliation differences between the sources of information: timing differences produced by the account delays, or cash being held in nonoperational bank accounts.