



UPR
Universidad de Puerto Rico
Tu Universidad



University of Puerto Rico (UPR)

LIQUIDITY REPORT FOR THE MONTH OF JUNE 2024

DISCLAIMER

This presentation was prepared as part of the Puerto Rico Fiscal Agency and Financial Advisory Authority (“AAFAF”) ongoing evaluation of financial matters of the Government of Puerto Rico, its public corporations and instrumentalities (collectively, the “Government”). Government creditors and other third parties should not rely on the information included in this presentation to purchase or sell any security or make any investment decision regarding securities issued by the Government. The amounts shown on this presentation are based on information obtained by AAFAF from governmental instrumentalities and financial institutions as of the dates indicated. AAFAF has not validated all of the information received and, as a result, cannot and does not assume any responsibility for the accuracy of such information. As additional information becomes available, there could be material changes to the information contained herein.

This presentation contains certain “forward-looking” statements and information (including the liquidity projections set forth herein). These forward-looking statements are not guarantees of future performance and involve certain risks, uncertainties, estimates, expectations and assumptions by AAFAF and the Government that are difficult to predict, inherently uncertain and some of which are beyond the control of AAFAF and the Government. Information that subsequently becomes available may have a material impact on the liquidity projections set forth herein.

Certain amounts shown in this presentation are for specific periods or as of specific dates. Cash flows and account balances are expected to change, potentially materially, on a day to day basis based on, among other things, the receipts and disbursements of funds by the Government, which can be affected by a number of factors, including judicial determinations.

Any statement as to the restricted or unrestricted nature of any amounts is preliminary and subject to further analysis.

The amounts shown in this presentation (including those related to the cash receipts, disbursements, accounts receivable, accounts payable and account balances) have not been confirmed through an audit conducted in accordance with generally accepted auditing standards, an examination of internal controls or other attestation or review services in accordance with standards established by the American Institute of Certified Public Accountants or any other organization. Accordingly, none of AAFAF, the Government, and each of their respective officers, directors, employees, agents, attorneys, advisors, members, partners or affiliates (collectively, with AAFAF and the Government, the “Parties”) express an opinion or any other form of assurance on the financial or other information contained in this presentation.

The Parties make no representation or warranty, express or implied, to any third party with respect to the information contained in this presentation, and all Parties expressly disclaim any such representations or warranties.

The Parties do not owe or accept any duty or responsibility to any reader or recipient of this presentation, whether in contract or tort, and shall not be liable for or in respect of any loss, damage (including without limitation consequential damages or lost profits) or expense of whatsoever nature of such third party that may be caused by, or alleged to be caused by, the use of this presentation or that is otherwise consequent upon the gaining of access to this document by such third party.

This presentation may contain capitalized terms that are not defined herein, or may contain terms that are discussed in other documents or that are commonly understood. You should make no assumptions about the meaning of capitalized terms that are not defined, and you should consult with AAFAF should clarification be required.

The Parties do not undertake any duty to update the information contained in this presentation.

By receiving this document, the recipient shall be deemed to have acknowledged and agreed to the terms and limitations described in these disclaimers.

GLOSSARY

AAFAF	Puerto Rico Fiscal Agency and Financial Advisory Authority.
A/P	Accounts payable.
A/R	Accounts receivable.
CapEx	Capital expenditures.
Component Unit (CU)	Public corporation of the Commonwealth of Puerto Rico.
Contracted Professor	Contracted professors where contracts will not exceed four (4) years
Disaster-Related Disbursements	Expenditures related to the damages caused from hurricanes and other disasters.
Disaster-Related Receipts	Federal emergency funds, insurance related to hurricanes and other disasters.
DPO (Intergovernmental)	Days Payable Outstanding [Intergovernmental Payables divided by trailing 12 months PayGo Charges plus Facilities/Rent Payments multiplied by 365].
DPO (Third Party)	Days Payable Outstanding [Third Party Payables divided by trailing 12 months Operating Disbursements, not including Payroll Costs, PayGo, Christmas Bonus, or Facilities/Rent Payments multiplied by 365].
DSO (Intergovernmental)	Days Sales Outstanding [Intergovernmental Receivables divided by trailing 12 months Intergovernmental Receipts multiplied by 365].
DSO (Third Party)	Days Sales Outstanding [Third Party Receivables divided by trailing 12 months Third Party Receipts multiplied by 365].
DTPR, Hacienda	Puerto Rico Department of Treasury.
FEMA	Federal Emergency Management Agency coordinates the federal government’s role in preparing for, preventing, mitigating the effects of, responding to, and recovering from all domestic disasters, whether natural or man-made, including acts of terror.
FOMB	Financial Oversight and Management Board of Puerto Rico.
General Fund	The Commonwealth's principal operating fund.
Intergovernmental Receipts	General fund appropriations to and funds transferred between public corporations and municipalities.
Liquidity Plan (LP)	UPR Liquidity Plan (The Liquidity Plan) is the translation of the Fiscal Year 2020 UPR Budget into a cash flow forecast, updated adjusted for seasonality of cash receipts and disbursements.
OCFO	The office of the Chief Financial Officer of Puerto Rico.
Operating Disbursements	Includes payroll and related costs, material and supplies, purchased services, professional services, donations, subsidies, transportation expenses, media ads, and other operating payments.
Operating Receipts	Revenues collected from operations.
Part-time Appointees	Fixed-term appointments granted to cover a position, or an unregulated position that entails the provision of services through an irregular schedule, depending on their classification as teaching staff or non-teaching staff. The permanence to the employees of the University of Puerto Rico is guaranteed.
Permanent Appointees	Appointments granted to cover a position, or regular position approved in the budget, after the incumbent has satisfactorily complied the period of probationary work.
Probationary Appointees	Appointments initially granted to cover a position, or a position approved in the budget for a fixed duration in accordance with the provisions of the General Rules of UPR. During the appointment period, the appointee will be subjected to evaluation to determine, if at the end of the probationary period, he/she will be retained for a permanent appointment.
PROMESA	The Puerto Rico Oversight, Management, and Economic Stability Act (PROMESA) is a 2016 US federal law that established an oversight board, a process for restructuring debt, and expedited procedures for approving critical infrastructure projects in order to combat the Puerto Rican government-debt crisis.
Special Appointees	Appointments granted to cover a position, or position paid with funds of extra university origin, whose recurrence is not guaranteed. The University authorities may consider the experience acquired by employees with this type of appointment, if they happen to occupy regular positions.

Substitute Appointees	Appointments granted to university staff for a period not greater than twelve (12) months, to provisionally cover a position or regular position approved in the budget, while the incumbent in ownership thereof is in use of the license. This appointment must not be the prelude to a probationary or permanent appointment, unless this is achieved through the regular procedure that establishes the General Rules of UPR.
Temporary Appointees	Appointments granted to cover a non-regular position or positions, which get approved for a fixed period no longer than twelve (12) months to meet the needs of special services, such as unforeseen and occasional increases in the volume of the work.
Trust Position	Appointments that extend to university personnel denominated of trust in Chapter VIII, Article 71 of the General Rules of UPR. The positions of trust will be of free selection and removal in regard to the positions or posts thus classified; but will retain the rights acquired by virtue of some previous regular appointment in the System.
UPR	University of Puerto Rico, a public corporation and a component unit of the Commonwealth of Puerto Rico. UPR consists of 11 campuses: Medical Sciences, Aguadilla, Arecibo, Bayamón, Carolina, Cayey, Humacao, Mayagüez, Ponce, Río Piedras, and Utuado.

INTRODUCTION

AAFAP has been compiling financial information from selected public corporations of the Commonwealth of Puerto Rico that are component units (“CU”) for financial reporting purposes, as part of AAFAP’s evaluation of the liquidity of the Government of Puerto Rico and its public corporations.

This report is for the month of June 2024 of FY24, and presents information with respect to the University of Puerto Rico (UPR). UPR prepared its Fiscal Year 2024 (“FY24”) Liquidity Plan in June 2024, using the FOMB certified budget as the baseline for liquidity planning. For FY24, a forecast is provided that takes into consideration timing and seasonality of cash inflows and outflows, based on conversations with UPR finance and accounting management, and based on observations for historical FY20 and FY21 actual cash flow data.

The forecast contains projections of cash receipts (which include revenues collected from operations; intergovernmental receipts – general fund appropriations and other transfers from Central Government and public corporations; disaster relief receipts and other federal funds), and cash disbursements (which include operating payments – e.g. payroll and related costs, purchased services, professional services, transportation expenses, disaster relief disbursements – e.g. expenditures related to the damages caused from Hurricanes and other disasters), and CapEx. This cash flow information is included in section “A” of this report.

UPR is also expected to report monthly headcount figures in order to monitor changes in staff levels and their actual and projected effects on payroll costs. This information is presented in the document under section “B”.

A full year FY24 Sources and Uses of Funds is provided to allow readers to bridge the beginning cash balance as of July 1, 2023 and forecasted ending cash at July 31, 2024. This information is presented in the document under section “C”.

This report also contains pertinent working capital information for UPR. Where available, UPR has provided information on Accounts Payable and Accounts Receivable. Figures are unaudited and subject to change. This information is presented in the document under section “D”.

The report contains three Appendix items. The first Appendix is the cash flow template ‘Actual vs Liquidity Plan’ for the month of June 2024 of FY24 figures and variances. The second Appendix is the headcount detail, which is based on information provided by UPR management. The third of these Appendix items is a cash reconciliation. A bridge is provided between the actual cash data provided by UPR as of June 30, 2024 and the June 2024 AAFAP reported figures represented in the “Summary of Bank Account Balances for the Government of Puerto Rico and its Instrumentalities”.

TABLE OF CONTENTS

EXECUTIVE SUMMARY – OPERATING LIQUIDITY AS OF JUNE 2024 7

I. UNIVERSITY OF PUERTO RICO (“UPR”) 8

APPENDIX A: CASH FLOW TEMPLATE: ACTUAL vs LP..... 11

APPENDIX B: HEADCOUNT SUMMARY FOR UPR BY DEPARTMENT, CAMPUS AND CATEGORY 12

APPENDIX B: HEADCOUNT SUMMARY FOR UPR BY DEPARTMENT, CAMPUS AND CATEGORY (CONTINUED)..... 14

APPENDIX C: RECONCILIATION BETWEEN AAFAF REPORTED FIGURES AND THE FIGURES IN THIS REPORT AS OF JUNE 2024 15

EXECUTIVE SUMMARY – OPERATING LIQUIDITY AS OF JUNE 2024

COMPONENT UNIT	HIGHLIGHTS	FY24 BEGINNING BALANCE	06/30/24 ACTUAL ENDING BALANCE	FY24 FORECAST YEAR-END BALANCE
University of Puerto Rico (UPR)	Through June-2024, UPR experienced a favorable net cash flow of \$0.5M and ended the month with a cash balance of \$194.8M primarily driven by Prior Year Receivables, lower than expected Vendor Disbursements and higher than expected Campus-Generated Inflows; partially offset by lower than expected TSA General Fund Appropriation - Conditional Upon Achievement of Milestones & Milestones-based funding, and higher than expected Federal Grants, Pell and Donations disbursements.	\$194.4	\$194.8	\$194.4

I. UNIVERSITY OF PUERTO RICO (“UPR”)

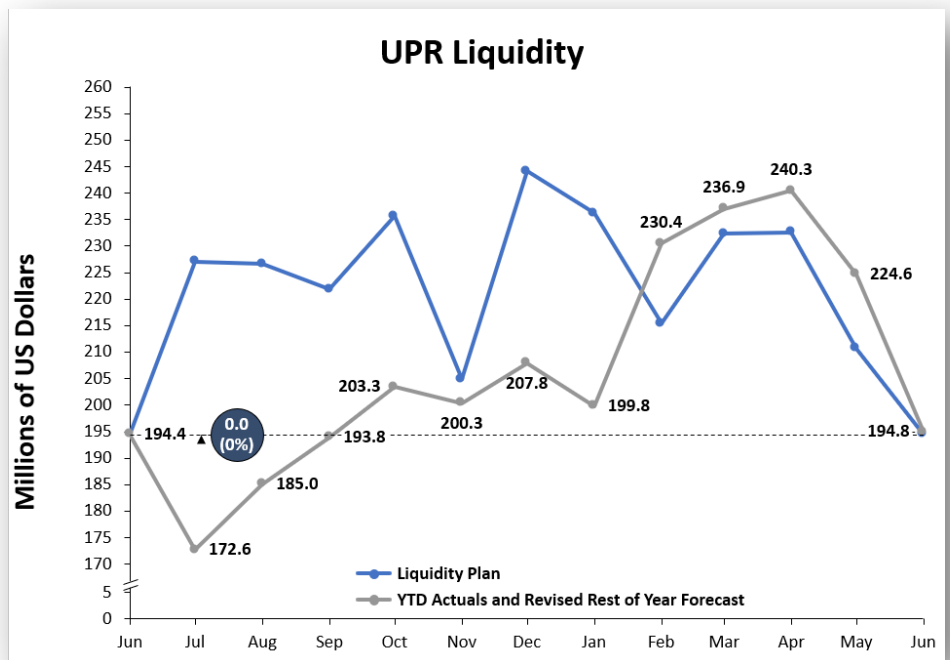
Primary Business Activity: UPR is a state-supported university system created by the Law No. 1 of March 20, 1966, “Law of the University of Puerto Rico” (“Act No. 1”), as amended. UPR is responsible for serving the people of Puerto Rico to contribute to the development and enjoyment of the fundamental, ethical, and aesthetic values of Puerto Rican culture by providing high-quality education and creating new knowledge through research and exploration of the Arts, Sciences, and Technology.

Key Takeaways: Through June-24, UPR experienced a favorable \$0.5M net cash flow and ended the month of June with a cash balance of \$194.8M. The UPR has a favorable net cash flow variance after debt service of \$0.5M compared to forecast. The favorable variance primarily driven by Prior Year Receivables, lower than expected Vendor Disbursements and higher than expected Campus-Generated Inflows.

A. FY24 Operating Liquidity – Actuals¹ and FY24 Liquidity Plan

1. \$0.5M FY24 actuals vs. Liquidity Plan YTD actuals:

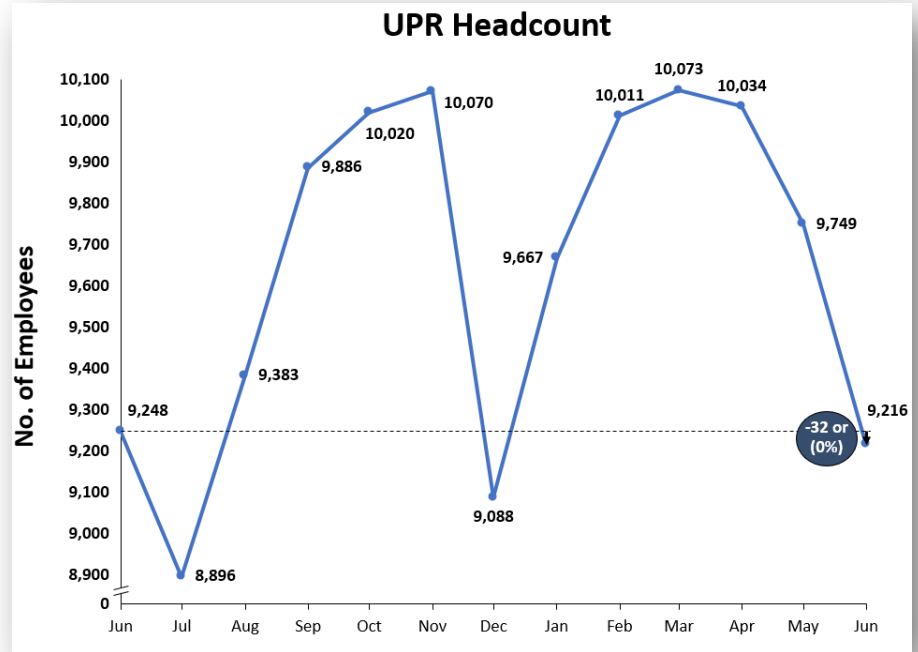
- \$38.8M favorable variance in Prior Years Receivables mostly related to FY23 Reserve for Milestone Completion.
- \$36.9M favorable variance in Reserve for Milestone Completion.
- \$27.3M favorable variance in Vendor disbursements.
- \$11.0M favorable variance in Campus-Generated Inflows.
- (\$45.2M) unfavorable variance in TSA General Fund Appropriation - Conditional Upon Achievement of Milestones.
- (\$43.0M) unfavorable variance in TSA General Fund Appropriation - Milestone-based funding.
- (\$23.4M) unfavorable variance in Federal Grants, Pell and Donations.
- \$35.9M net favorable variance in remaining receipts/disbursements, primarily driven by HEERF Relief Funds and Other Receipts, and Capital Expenditures.



¹ Appendix includes reconciliation between AAFAF reported cash figures and the figures in this report.

B. Headcount / Payroll

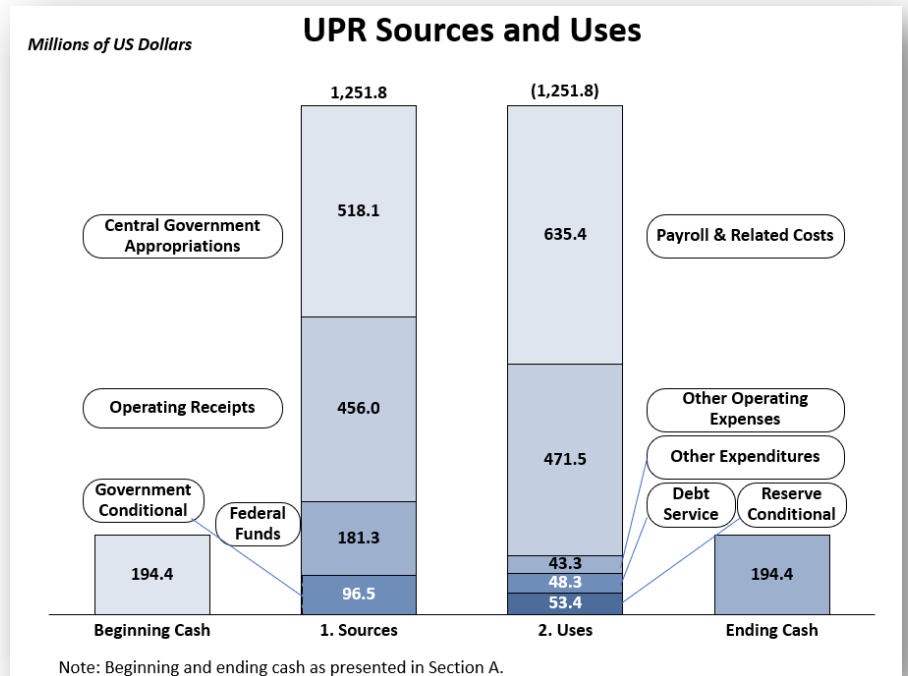
1. Headcount: Decreased from 9,248 to 9,216 (-32 or 0%) from June-23 to June-24. Decrease in headcounts are due to normal seasonality.
 - a. By campus: Decrease in headcount is primarily due to decreases at the Mayaguez (-24) and Humacao (-21) campuses.
 - b. By category: Decrease in headcount is primarily due to decreases in permanent (236) partially offset by increases in probationary (120) and trust (54).
2. Payroll: Disbursements through June-24 were \$581.1M, which is \$7.8M under YTD budget.



I. UNIVERSITY OF PUERTO RICO (“UPR”) (Continued)

C. Full Year FY24 Sources and Uses of Funds (As Certified Budget)

1. Sources \$1,251.8M:
 - a. \$518.1M in General Fund appropriations from the central government.
 - b. Operating receipts total \$456.0M, comprised of \$177.6M in tuition receipts, \$189.0M in campus-generated inflows, \$77.4M in slot machine revenues and \$2.0M from other revenues.
 - c. Federal funds total \$181.3M for Pell and other grants, federal investigation projects and federal capital expenditures.



2. Uses (\$1,251.8M):
 - a. Total operating disbursements of (\$1,106.8M) are driven by payroll & related costs (\$635.4M), pension payments (\$125.1M), federal grants and donations (\$98.4M), vendor payments to LUMA Energy (\$39.6M) and all other vendor payments (\$208.4M).
 - b. Other disbursements include a Reserve for Milestone Completion (\$53.4M), debt service (\$48.3M) and Capital Expenditures (\$43.3M).

D. Accounts Receivable / Accounts Payable²

1. Accounts Receivable:

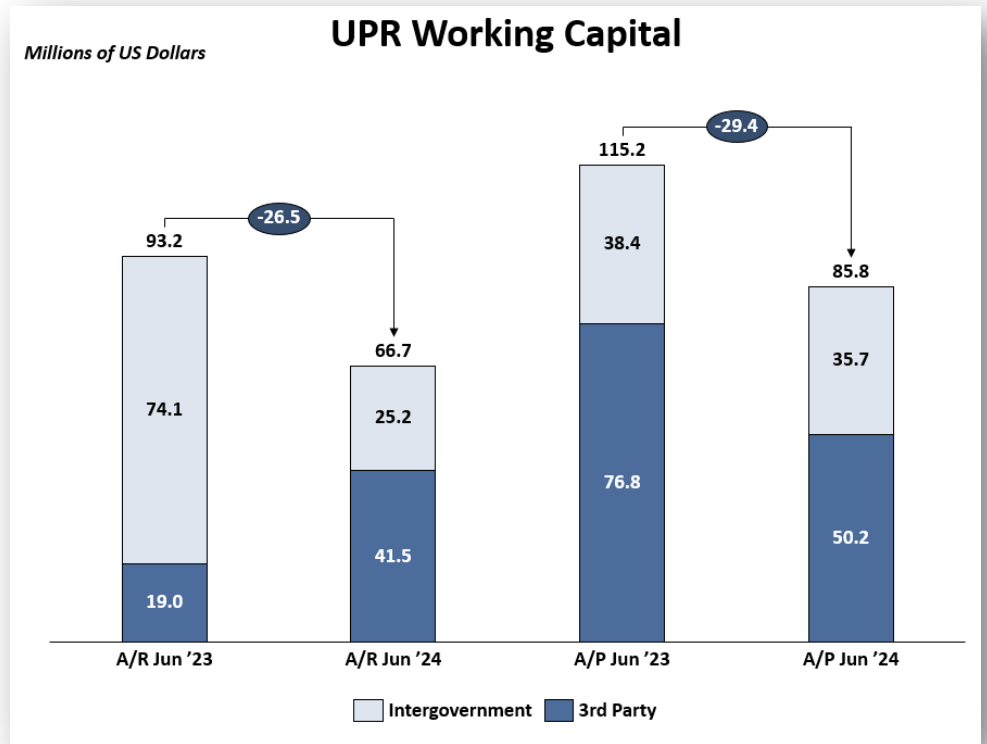
a. \$26.5M decrease from June-23 to June-24, driven by a decrease of \$46.3M in federal government and commonwealth receivables; partially offset by an increase of \$22.6M in student tuition and other fees.

2. Accounts Payable:

a. \$29.4M decrease from June-23 to June-24, driven by a decrease of \$26.7M in third party payables.

3. Working Capital:

a. The change in net working capital through June-24 was a \$2.9M use of cash due to the above changes.



² Figures are preliminary, unaudited and thus subject to material changes.

APPENDIX A: CASH FLOW TEMPLATE: ACTUAL vs LP

University of Puerto Rico

Liquidity

For the month of June 2024

	Actual		Forecast		Actual		Forecast		Annual	Annual
	Jun-24	Jun-24	Variance \$	Variance %	YTD	YTD	Variance \$	Variance %	FOMB Certified Budget	% from FOMB Budget
(figures in \$000's)										
Central Government Appropriations:										
TSA General Fund Appropriation - Net Measures	\$ 36,767	\$ 36,836	\$ (69)	0%	\$ 441,206	\$ 441,206	\$ 0	0%	\$ 441,206	0%
TSA General Fund Appropriation - Conditional Upon Achievement of Milestones	-	22,592	(22,592)	-100%	-	45,184	(45,184)	-100%	45,184	-100%
TSA General Fund Appropriation - Joint Resolutions	2,510	2,515	(5)	0%	30,120	30,120	0	0%	30,120	0%
Other Special Appropriations - Training and Seminars	835	966	(131)	-14%	10,021	11,568	(1,547)	-13%	11,568	-13%
Services to Department of Education	833	837	(3)	0%	10,000	10,021	(21)	0%	10,021	0%
Legislative Scholarships	792	793	(2)	0%	9,500	9,501	(1)	0%	9,501	0%
TSA General Fund Appropriation - Additional Medical Science - Medical Residents	5,127	2,564	2,564	100%	5,127	5,127	-	0%	5,127	0%
TSA General Fund Appropriation - Additional Medical Science - Attending Doctors	-	3,408	(3,408)	-100%	-	6,816	(6,816)	-100%	6,816	-100%
TSA General Fund Appropriation - Additional Funding for Salary Increase	-	6,777	(6,777)	-100%	13,555	13,555	0	0%	13,555	0%
TSA General Fund Appropriation - Evaluation of Strategies Montessori	-	218	(218)	-100%	-	218	(218)	-100%	218	-100%
TSA General Fund Appropriation - PARE Initiatives - DPS	-	120	(120)	-100%	-	120	(120)	-100%	120	-100%
TSA General Fund Appropriation - Milestone-based funding	-	43,045	(43,045)	-100%	-	43,045	(43,045)	-100%	43,045	-100%
Total Central Government Appropriations	\$ 46,864	\$ 120,671	\$ (73,806)	-61%	\$ 519,529	\$ 616,481	\$ (96,952)	-16%	\$ 616,481	-16%
Operating Receipts:										
PR Slot Machine Receipts - Law 36	\$ 6,826	\$ 5,859	\$ 968	17%	\$ 73,089	\$ 77,351	\$ (4,262)	-6%	\$ 77,351	-6%
Tuition	7,239	9,166	(1,927)	-21%	156,215	177,613	(21,398)	-12%	177,613	-12%
Endowment Funds	-	-	-	0%	7,500	10,000	(2,500)	-25%	10,000	-25%
Campus-Generated Inflows	10,524	14,838	(4,315)	-29%	199,976	189,011	10,965	6%	189,011	6%
Other Revenues	-	167	(167)	-100%	-	2,000	(2,000)	-100%	2,000	-100%
Total Operating Receipts	\$ 24,589	\$ 30,030	\$ (5,441)	-18%	\$ 436,779	\$ 455,975	\$ (19,196)	-4%	\$ 455,975	-4%
Other Receipts:										
Pell & Other Student Aid Grants	\$ 11	\$ 939	\$ (928)	-99%	\$ 52,229	\$ 54,651	\$ (2,422)	-4%	\$ 54,651	-4%
Federal Research and Investigation Grants	2,873	14,895	(12,022)	-81%	94,491	114,235	(19,744)	-17%	114,235	-17%
Federal Funds - CAPEX	-	1,034	(1,034)	-100%	2,591	12,413	(9,822)	-79%	12,413	-79%
HEERF Relief Funds	4,115	-	4,115	0%	32,710	-	32,710	0%	-	0%
Prior Years Receivables	-	-	-	0%	38,830	-	38,830	0%	-	0%
Other Receipts	-	-	-	0%	4,696	-	4,696	0%	-	0%
Total Other Receipts	\$ 7,378	\$ 16,869	\$ (9,491)	-56%	\$ 228,722	\$ 181,299	\$ 47,423	26%	\$ 181,299	26%
Total Receipts	\$ 78,832	\$ 167,569	\$ (88,738)	-53%	\$ 1,185,031	\$ 1,253,755	\$ (68,724)	-5%	\$ 1,253,755	-5%
Operating Disbursements:										
Payroll and Related Costs	\$ (46,133)	\$ (50,168)	\$ 4,034	-8%	\$ (574,273)	\$ (588,357)	\$ 14,084	-2%	\$ (588,357)	-2%
Medical Plan	(9,198)	(4,878)	(4,321)	89%	(62,149)	(57,045)	(5,103)	9%	(57,045)	9%
Total Payroll & Other Payroll Related Disbursements	\$ (55,331)	\$ (55,045)	\$ (286)	1%	\$ (636,422)	\$ (645,402)	\$ 8,981	-1%	\$ (645,402)	-1%
Federal Grants, Pell and Donations	(186)	(8,534)	8,348	-98%	(121,769)	(98,402)	(23,367)	24%	(98,402)	24%
Vendor Disbursements - LUMA Energy	(4,075)	(7,179)	3,105	-43%	(44,478)	(39,629)	(4,849)	12%	(39,629)	12%
Vendor Disbursements - All Other	(25,814)	(30,253)	4,439	-15%	(181,184)	(208,517)	27,333	-13%	(208,517)	-13%
Total Operating Disbursements	\$ (30,074)	\$ (45,966)	\$ 15,892	-35%	\$ (347,432)	\$ (346,549)	\$ (883)	0%	\$ (346,549)	0%
Other Disbursements:										
Capital Expenditures	\$ (4,341)	\$ (23,102)	\$ 18,761	-81%	\$ (10,428)	\$ (30,895)	\$ 20,467	-66%	\$ (30,895)	-66%
Federal Funds - CAPEX - Disbursements	-	(1,034)	1,034	-100%	(924)	(12,413)	11,489	-93%	(12,413)	-93%
HEERF Relief Required Disbursements	(1,182)	-	(1,182)	0%	(18,289)	-	(18,289)	0%	-	0%
Pensions Payment	(9,024)	(10,421)	1,397	-13%	(115,950)	(125,050)	9,100	-7%	(125,050)	-7%
Reserve for Milestone Completion	-	(22,592)	22,592	-100%	(8,222)	(45,185)	36,962	-82%	(45,185)	-82%
Total Other Disbursements	\$ (14,547)	\$ (57,150)	\$ 42,602	-75%	\$ (153,813)	\$ (213,543)	\$ 59,729	-28%	\$ (213,543)	-28%
Total Disbursements (before Debt Service)	\$ (99,953)	\$ (158,161)	\$ 58,209	-37%	\$ (1,137,667)	\$ (1,205,494)	\$ 67,827	-6%	\$ (1,205,494)	-6%
Net Cash Flow (before Debt Service)	\$ (21,121)	\$ 9,408	\$ (30,529)	-324%	\$ 47,364	\$ 48,261	\$ (898)	-2%	\$ 48,261	-2%
Beginning Cash Balance	\$ 263,775	\$ 188,981	\$ 74,794	40%	\$ 194,367	\$ 194,367	\$ -	0%	\$ 194,367	0%
Net Cash Flow (before debt service)	(21,121)	9,408	(30,529)	-324%	47,364	48,261	(898)	-2%	48,261	-2%
Ending Bank Cash Balance (before Debt Service)	\$ 242,654	\$ 198,389	\$ 44,265	22%	\$ 241,731	\$ 242,628	\$ (898)	0%	\$ 242,628	0%
Contract Debt Service	\$ (4,055)	\$ (4,022)	\$ (33)	1%	\$ (46,900)	\$ (48,261)	\$ 1,361	-3%	\$ (48,261)	-3%
Total Disbursements	\$ (104,008)	\$ (162,183)	\$ 58,175	-36%	\$ (1,184,567)	\$ (1,253,755)	\$ 69,188	-6%	\$ (1,253,755)	-6%
Net Cash Flow (After Debt Service)	\$ (25,176)	\$ 5,386	\$ (30,562)	-567%	\$ 464	\$ 0	\$ 464	154513%	\$ 0	154513%
Beginning Cash Balance	\$ 220,007	\$ 188,981	\$ 31,026	16%	\$ 194,367	\$ 194,367	\$ -	0%	\$ 194,367	0%
Total Net Cash Flow	(25,176)	5,386	(30,562)	-567%	464	0	464	154513%	0	154513%
Ending Bank Cash Balance (after Debt Service)	\$ 194,831	\$ 194,367	\$ 464	0%	\$ 194,831	\$ 194,367	\$ 464	0%	\$ 194,367	0%

Other Expenses (Not Included in Certified Budget):		
	Jun-24	YTD
Capital Expenditures (From Institutional Prior Year Funds - Restricted Cash Accounts)	\$ (10,844)	\$ (10,844)

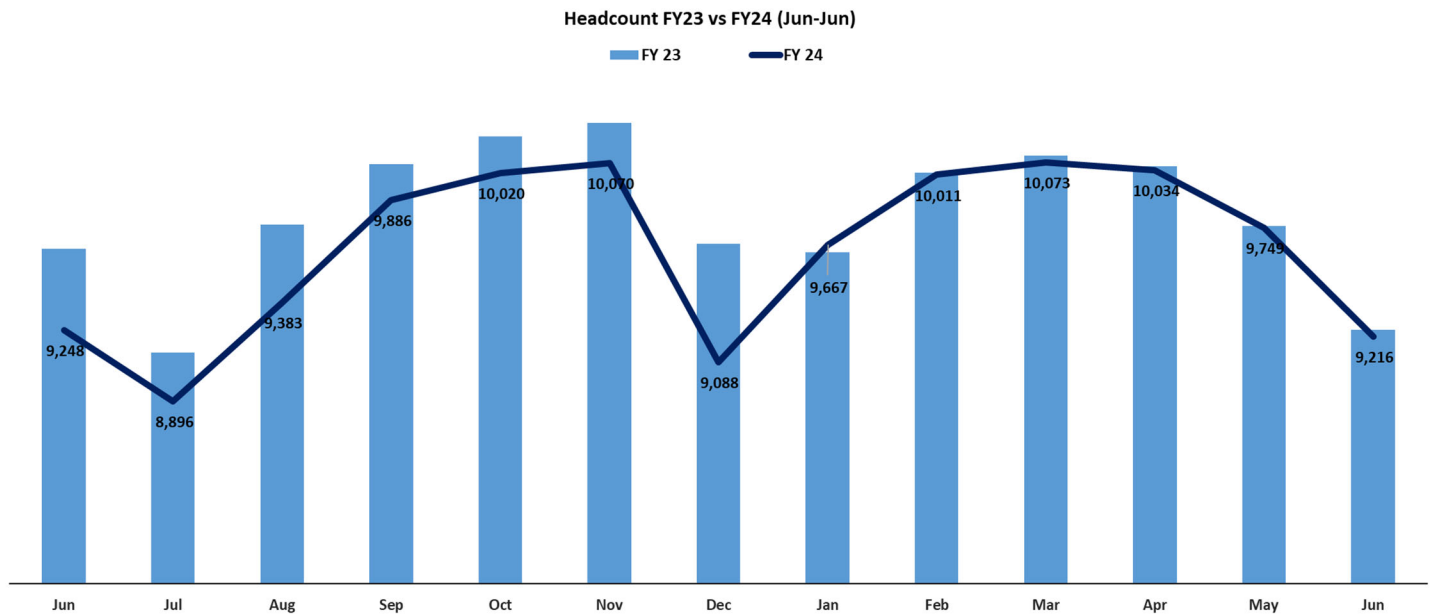
CAPEX - Institutional Funds Projects Remaining Balance (Restricted Cash Balances)	\$ 47,987
--	------------------

Note I: Prior years receivables include \$20M related to the milestone completion and \$5M related to the medical residents special appropriation from FY23 Budget.

Note II: Other Receipts and Payroll and Related Costs include \$4.3M from the Commonwealth Coronavirus Relief Funds for a bonus payment to eligible employees.

APPENDIX B: HEADCOUNT SUMMARY FOR UPR BY DEPARTMENT, CAMPUS AND CATEGORY

All Employees	Jul-23	Aug-23	Sep-23	Oct-23	Nov-23	Dec-23	Jan-24	Feb-24	Mar-24	Apr-24	May-24	Jun-24
Breakdown by employee category												
Permanent	4,629	4,636	4,629	4,611	4,654	4,521	4,537	4,504	4,494	4,477	4,479	4,502
Special	1,824	1,811	1,827	1,829	1,852	1,801	1,835	1,843	1,846	1,841	1,852	1,851
Trust	961	937	946	957	898	939	896	958	954	1,000	998	955
Part-time	222	303	537	624	640	255	447	642	667	611	624	377
Contracted Professor	46	271	310	324	330	72	274	321	337	333	236	85
Probationary	350	377	386	385	394	407	432	446	452	469	480	479
Temporary	419	583	759	761	765	602	697	728	741	726	508	423
Substitute	98	99	98	100	100	95	99	99	101	96	96	94
All other	347	366	394	429	437	396	450	470	481	481	476	450
Total	8,896	9,383	9,886	10,020	10,070	9,088	9,667	10,011	10,073	10,034	9,749	9,216
Breakdown by Depart. and Campus												
Governing Board	77	81	80	81	79	81	81	80	78	79	79	78
Central Administration	260	254	255	255	257	258	260	261	262	265	267	264
Rio Piedras	1,804	1,951	2,152	2,264	2,296	1,989	2,093	2,266	2,292	2,316	2,161	1,876
Mayaguez	2,108	2,129	2,201	2,195	2,199	2,080	2,138	2,190	2,196	2,195	2,105	2,111
Medical Sciences	2,155	2,177	2,196	2,200	2,213	2,193	2,207	2,219	2,225	2,240	2,248	2,237
Cayey	345	388	391	395	395	354	385	388	391	393	356	346
Humacao	423	425	507	530	535	440	472	520	534	535	498	448
Aguadilla	295	343	349	351	350	301	332	345	348	352	374	352
Utuado	139	150	152	148	147	130	146	150	150	147	128	116
Carolina	317	291	376	375	374	295	379	380	379	297	375	375
Arecibo	354	420	430	429	428	315	404	423	426	426	381	360
Ponce	287	383	389	389	389	291	389	390	389	388	374	303
Bayamon	332	391	408	408	408	361	381	399	403	401	403	350
Total	8,896	9,383	9,886	10,020	10,070	9,088	9,667	10,011	10,073	10,034	9,749	9,216



APPENDIX B: HEADCOUNT SUMMARY FOR UPR BY DEPARTMENT, CAMPUS AND CATEGORY (CONTINUED)

Governing Board	Jul-23	Aug-23	Sep-23	Oct-23	Nov-23	Dec-23	Jan-24	Feb-24	Mar-24	Apr-24	May-24	Jun-24
Trust	13	16	15	17	15	17	16	16	16	16	16	15
Temporary	4	4	4	4	4	5	5	5	3	2	2	1
Especial	1	1	1	1	1	1	1	1	1	1	1	1
Permanent	41	43	45	45	50	49	50	51	50	52	52	52
Probationary	16	15	13	12	7	6	6	4	5	5	5	6
Substitute	2	2	2	2	2	3	3	3	3	3	3	3
All Other	0	0	0	0	0	0	0	0	0	0	0	0
Governing Board	77	81	80	81	79	81	81	80	78	79	79	78

Central Administration	Jul-23	Aug-23	Sep-23	Oct-23	Nov-23	Dec-23	Jan-24	Feb-24	Mar-24	Apr-24	May-24	Jun-24
Trust	100	96	97	99	98	101	104	105	105	105	106	104
Contracted Professor	0	0	0	0	0	0	0	0	0	0	0	0
Especial	15	15	14	15	14	14	14	14	14	15	16	15
Permanent	124	123	123	120	122	123	122	121	119	118	119	120
Probationary	6	5	4	4	5	4	4	7	11	14	13	12
Substitute	2	2	3	2	2	2	2	1	2	2	2	2
Part-time	4	3	3	3	3	2	2	2	2	2	2	2
Temporary	3	4	5	6	6	6	6	5	3	3	3	3
All Other	6	6	6	6	7	6	6	6	6	6	6	6
Central Administration	260	254	255	255	257	258	260	261	262	265	267	264

UPR - Rio Piedras	Jul-23	Aug-23	Sep-23	Oct-23	Nov-23	Dec-23	Jan-24	Feb-24	Mar-24	Apr-24	May-24	Jun-24
Trust	186	180	185	188	168	179	160	181	184	190	191	178
Contracted Professor	4	16	30	43	45	6	18	35	40	40	44	10
Especial	85	81	74	73	79	78	79	79	80	81	81	86
Permanent	1209	1206	1203	1198	1217	1170	1181	1170	1167	1163	1155	1162
Probationary	83	84	87	87	84	85	91	92	89	90	89	89
Substitute	60	59	57	60	60	58	59	59	60	58	60	59
Part-time	28	70	176	244	259	62	136	260	273	289	286	104
Temporary	139	246	326	335	345	332	346	356	362	367	222	174
All Other	10	9	14	36	39	19	23	34	37	38	33	14
UPR - Rio Piedras	1,804	1,951	2,152	2,264	2,296	1,989	2,093	2,266	2,292	2,316	2,161	1,876

UPR - Mayaguez	Jul-23	Aug-23	Sep-23	Oct-23	Nov-23	Dec-23	Jan-24	Feb-24	Mar-24	Apr-24	May-24	Jun-24
Trust	124	118	119	119	116	116	115	124	123	143	143	141
Contracted Professor	1	1	7	7	7	0	3	5	9	10	4	0
Especial	467	459	456	457	461	467	438	454	451	446	449	445
Permanent	1229	1234	1230	1226	1230	1207	1204	1188	1187	1175	1174	1173
Probationary	55	67	66	63	65	68	69	80	85	91	102	109
Substitute	7	9	9	7	8	7	7	7	7	6	6	6
Part-time	8	16	37	43	42	6	22	40	44	48	7	20
Temporary	130	137	184	179	178	119	157	168	167	160	101	98
All Other	87	88	93	94	92	90	123	124	123	116	119	119
UPR - Mayaguez	2,108	2,129	2,201	2,195	2,199	2,080	2,138	2,190	2,196	2,195	2,105	2,111

UPR - Medical Sciences	Jul-23	Aug-23	Sep-23	Oct-23	Nov-23	Dec-23	Jan-24	Feb-24	Mar-24	Apr-24	May-24	Jun-24
Trust	240	236	236	231	211	233	218	238	233	247	249	233
Contracted Professor	13	13	14	16	18	18	20	21	22	22	22	22
Especial	863	869	868	862	879	878	889	878	883	875	881	886
Permanent	514	516	523	528	534	508	508	502	498	498	501	508
Probationary	110	105	100	99	102	101	103	105	105	107	106	106
Substitute	1	1	1	1	1	1	1	1	1	1	1	1
Part-time	165	172	173	172	172	171	176	176	177	178	177	175
Temporary	13	14	13	13	12	13	9	7	6	6	6	7
All Other	236	251	268	278	284	270	283	291	300	306	305	299
UPR - Medical Sciences	2,155	2,177	2,196	2,200	2,213	2,193	2,207	2,219	2,225	2,240	2,248	2,237

UPR - Cayey	Jul-23	Aug-23	Sep-23	Oct-23	Nov-23	Dec-23	Jan-24	Feb-24	Mar-24	Apr-24	May-24	Jun-24
Trust	36	37	39	40	36	39	36	39	35	38	37	34
Contracted Professor	5	37	36	35	38	26	34	31	37	35	7	8
Permanent	251	251	247	246	245	238	238	238	240	242	244	247
Probationary	8	11	13	12	13	14	15	15	14	14	12	9
Substitute	10	10	10	11	10	10	10	10	10	9	8	6
Part-time	2	9	13	14	16	10	13	17	17	17	10	2
Temporary	1	0	0	0	0	0	0	0	0	0	0	1
Especial	28	27	28	31	31	12	34	33	33	33	34	34
All Other	4	6	5	6	6	5	5	5	5	5	4	5
UPR - Cayey	345	388	391	395	395	354	385	388	391	393	356	346

APPENDIX B: HEADCOUNT SUMMARY FOR UPR BY DEPARTMENT, CAMPUS AND CATEGORY (CONTINUED)

UPR - Humacao	Jul-23	Aug-23	Sep-23	Oct-23	Nov-23	Dec-23	Jan-24	Feb-24	Mar-24	Apr-24	May-24	Jun-24
Trust	44	43	43	44	43	43	42	43	43	43	41	41
Contracted Professor	0	0	7	7	7	0	3	12	12	12	2	0
Especial	92	97	104	108	108	105	107	107	110	110	109	107
Permanent	260	260	259	259	260	251	254	257	258	261	262	261
Temporary	6	4	36	40	40	4	12	24	28	28	3	3
Probationary	20	21	29	29	33	37	39	35	35	34	34	34
Substitute	0	0	1	1	1	0	1	1	1	1	1	1
Part-time	1	0	27	41	42	0	14	41	47	46	46	1
All Other	0	0	1	1	1	0	0	0	0	0	0	0
UPR - Humacao	423	425	507	530	535	440	472	520	534	535	498	448

UPR - Aguadilla	Jul-23	Aug-23	Sep-23	Oct-23	Nov-23	Dec-23	Jan-24	Feb-24	Mar-24	Apr-24	May-24	Jun-24
Trust	39	38	38	38	38	38	37	38	38	38	38	38
Permanent	145	143	145	144	146	145	146	146	146	146	175	178
Probationary	15	17	15	18	20	20	22	22	22	22	24	23
Substitute	6	6	5	6	6	6	6	6	6	6	5	5
Part-time	1	1	1	0	0	0	0	0	0	0	0	0
Contracted Professor	4	46	48	48	47	6	35	41	42	42	26	8
Especial	79	82	86	86	82	79	76	82	84	88	87	83
All Other	6	10	11	11	11	7	10	10	10	10	19	17
UPR - Aguadilla	295	343	349	351	350	301	332	345	348	352	374	352

UPR - Utuado	Jul-23	Aug-23	Sep-23	Oct-23	Nov-23	Dec-23	Jan-24	Feb-24	Mar-24	Apr-24	May-24	Jun-24
Trust	17	16	16	17	17	18	18	18	18	18	17	17
Contracted Professor	2	11	12	12	12	1	11	14	13	13	11	0
Especial	4	4	4	3	3	3	3	3	4	4	3	4
Permanent	99	100	100	100	100	94	95	96	96	94	82	86
Probationary	2	2	2	2	1	3	8	9	10	10	9	6
Substitute	0	0	0	0	0	0	0	0	0	0	0	0
Part-time	0	1	1	1	1	0	1	1	1	1	1	0
Temporary	15	16	17	13	13	11	10	9	8	7	5	3
UPR - Utuado	139	150	152	148	147	130	146	150	150	147	128	116

UPR - Carolina	Jul-23	Aug-23	Sep-23	Oct-23	Nov-23	Dec-23	Jan-24	Feb-24	Mar-24	Apr-24	May-24	Jun-24
Trust	41	40	41	41	42	43	43	42	43	43	41	41
Temporary	16	16	30	29	28	21	29	29	29	21	32	34
Especial	83	62	66	65	64	62	63	64	63	64	64	64
Permanent	162	163	159	159	158	153	152	152	152	151	152	150
Probationary	7	7	8	9	11	14	14	15	14	15	16	17
Substitute	0	0	0	0	0	0	0	0	0	0	0	0
Part-time	5	0	69	69	69	0	76	76	76	1	68	67
Contracted Professor	3	3	3	3	2	2	2	2	2	2	2	2
All Other	0	0	0	0	0	0	0	0	0	0	0	0
UPR - Carolina	317	291	376	375	374	295	379	380	379	297	375	375

UPR - Arecibo	Jul-23	Aug-23	Sep-23	Oct-23	Nov-23	Dec-23	Jan-24	Feb-24	Mar-24	Apr-24	May-24	Jun-24
Permanent	236	243	239	231	235	234	235	234	232	229	216	218
Trust	42	37	37	42	35	32	28	34	36	39	39	34
Contracted Professor	2	53	59	61	61	7	51	64	64	63	38	20
Part-time	1	2	5	5	4	0	1	3	3	3	1	2
Substitute	1	1	1	1	1	1	2	3	3	3	3	3
Especial	41	44	45	45	47	19	50	49	42	44	46	46
Probationary	5	7	7	8	11	13	12	11	11	11	12	12
Temporary	24	32	36	35	33	8	24	24	34	33	25	24
All Other	2	1	1	1	1	1	1	1	1	1	1	1
UPR - Arecibo	354	420	430	429	428	315	404	423	426	426	381	360

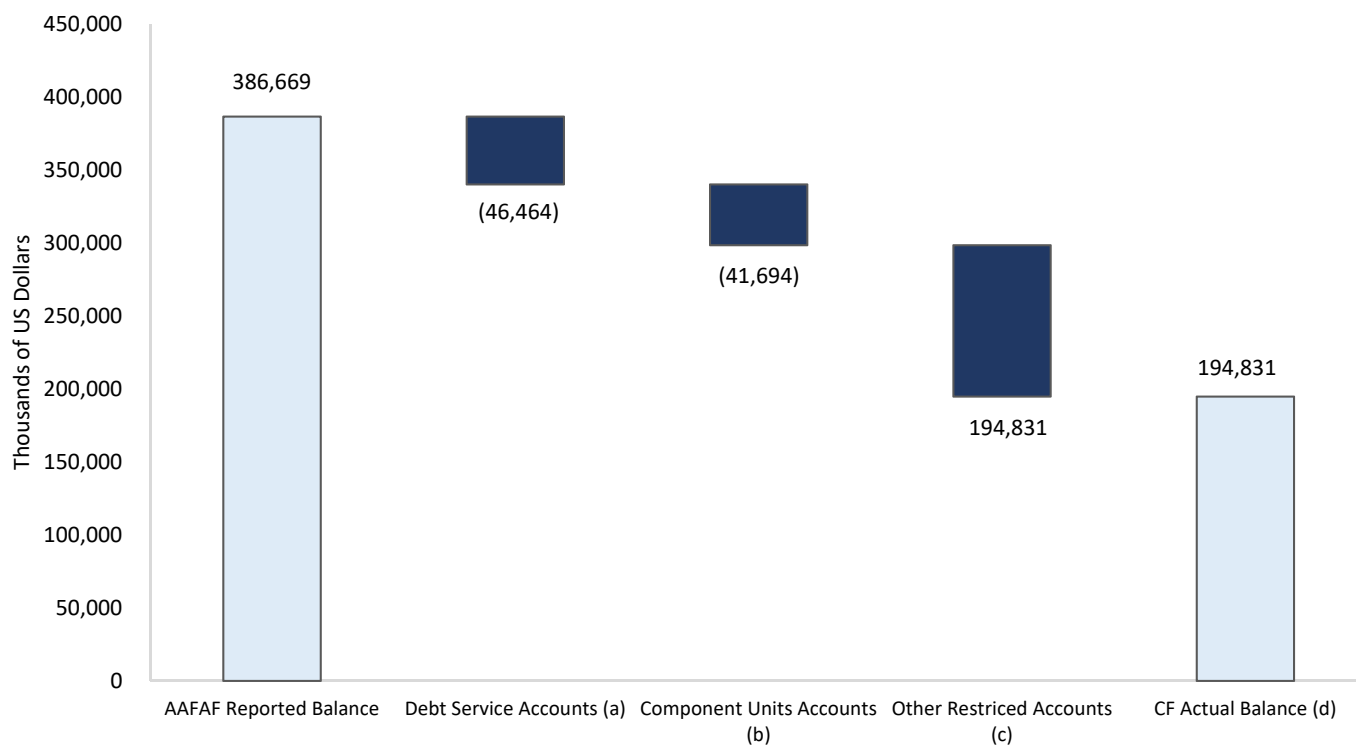
UPR - Ponce	Jul-23	Aug-23	Sep-23	Oct-23	Nov-23	Dec-23	Jan-24	Feb-24	Mar-24	Apr-24	May-24	Jun-24
Trust	32	33	33	34	32	32	31	33	32	32	33	32
Permanent	163	160	160	161	161	157	159	159	159	159	160	159
Probationary	6	16	22	20	22	21	21	20	20	24	22	21
Substitute	7	7	7	7	7	6	7	7	7	6	6	7
Temporary	59	64	60	60	59	54	57	58	58	56	56	52
Contracted Professor	12	91	94	92	93	6	97	96	96	94	80	15
Especial	7	10	11	13	13	12	13	13	13	13	13	13
Part-time	0	0	0	0	0	0	0	0	0	0	0	0
All Other	1	2	2	2	2	3	4	4	4	4	4	4
UPR - Ponce	287	383	389	389	389	291	389	390	389	388	374	303

UPR - Bayamon	Jul-23	Aug-23	Sep-23	Oct-23	Nov-23	Dec-23	Jan-24	Feb-24	Mar-24	Apr-24	May-24	Jun-24
Trust	47	47	47	47	47	48	48	47	48	48	47	47
Permanent	196	194	196	194	196	192	193	190	190	189	187	188
Probationary	17	20	20	22	20	21	28	31	31	32	36	35
Substitute	2	2	2	2	2	1	1	1	1	1	1	1
Part-time	7	29	32	32	32	4	6	26	27	26	26	4
Temporary	4	39	41	41	41	24	37	38	38	38	38	8
Contracted Professor	0	0	0	0	0	0	0	0	0	0	0	0
Especial	59	60	70	70	70	71	68	66	68	67	68	67
All Other	0	0	0	0	0	0	0	0	0	0	0	0
UPR - Bayamon	332	391	408	408	408	361	381	399	403	401	403	350

APPENDIX C: RECONCILIATION BETWEEN AAFAF REPORTED FIGURES³ AND THE FIGURES IN THIS REPORT⁴ AS OF JUNE 2024

(\$000's)	AAFAF Reported Balance (a)	CF Actual Balance	Variance	Variance due to:	
				Timing	Nonoperational Accounts
University of Puerto Rico ("UPR")	386,669	194,831	191,838		191,838

**AAFAF Reported Balance to Cash Flow Bridge
(as of June 30, 2024)**



Notes:

- (a) University's funds held in trustee accounts for UPR debt service obligations.
- (b) Component Units Accounts managed by UPR: Desarrollos Universitarios, Inc. ("DUI"), Servicios Médicos Universitarios, Inc. ("the Hospital" or "SMU"), University of Puerto Rico Parking System, Inc. ("UPRPS"), Research Center for Molecular Sciences ("CICIM") and Materials Characterization Center, Inc. ("MCC"). Also includes UPR Retirement System accounts.
- (c) Mainly related to accounts managed by UPR campuses; these funds are restricted and assigned to specific purposes.
- (d) CF Actual Balance is made up of both restricted and unrestricted cash.

³ AAFAF reported figures as per "Summary of Bank Account Balances for the Government of Puerto Rico and its Instrumentalities" report dated June 30, 2024.

⁴ This report is prepared based on reported operational cash balances as of June 30, 2024, and there are two types of reconciliation differences between the sources of information: timing differences produced by the account delays, or cash being held in nonoperational bank accounts.