

External Trade Statistics

2001

Commonwealth of Puerto Rico
Office of the Governor
Planning Board

External Trade Statistics 2001 Puerto Rico

Plan. Hermenegildo Ortiz Quiñones
Chairman

Plan. Luis García Pelatti
Coordinator
Program of Economic
and Social Planning

Herminio Hernández Martínez
Coordinator
Subprogram of Economic Analysis

Staff

Coordinator
Gerardo Sánchez Duvergé

Analyst
William Galindo Irizarry

Collaborator
Glorimar Morales Rivera

Cover design
Nancy Más Marrero

COMMONWEALTH OF PUERTO RICO
OFFICE OF THE GOVERNOR
PLANNING BOARD

September 2001

PREFACE

This publication presents detailed information on the external trade of the Commonwealth of Puerto Rico for fiscal year 2001. The data presented are in a summary table for the values of exports and imports, by country of destination and origin, as well as the trade balance for Puerto Rico with these countries. Separate sections for exports and imports provide data in a commodity-by-country detail, with totals for major commodity groupings. The external trade statistics represent an important component of Puerto Rico's economic accounts. In order to understand the overall importance of external trade in our balance of payments, the Subprogram of Economic Analysis has other two available publications: **Estadísticas Seleccionadas del Comercio Exterior de Puerto Rico** (Selected Statistics on Puerto Rico's External Trade) and **Balanza de Pagos** (Balance of Payments). Both of these publications are also available on diskette.

We acknowledge the collaboration of the Foreign Trade Division of the U.S. Bureau of the Census, which provides the monthly external trade statistics enabling the preparation of this publication. Also, we appreciate the cooperation of the Program of Information Systems, and the Division of Auxiliary Services of the Puerto Rico Planning Board.

TABLE OF CONTENTS

Page

Preface iii
Puerto Rico's external trade data system and definitions vii
Abbreviations used in this report ix

Tables

Summary Table: Puerto Rico Exports and Imports of Merchandise, by Country of Destination and Origin, and Balance of Trade: Fiscal Year 2001 1

Imports

1. Shipments of Merchandise from the United States to Puerto Rico, by Commodity: Fiscal Year 2001 7

2. Imports into Puerto Rico from Foreign Countries, by Commodity and Country of Origin: Fiscal Year 2001 120

3. Shipments of Merchandise from Virgin Islands to Puerto Rico, by Commodity: Fiscal Year 2001 432

Exports

4. Shipments of Merchandise from Puerto Rico to the United States, by Commodity: Fiscal Year 2001 437

5. Exports from Puerto Rico to Foreign Countries, by Commodity and Country of Destination: Fiscal Year 2001 484

6. Shipments of Merchandise from Puerto Rico to Virgin Islands, by Commodity: Fiscal Year 2001 635

TABLE OF CONTENTS
(By Section)

NUMBER OF TABLES AND PAGES	SUMMARY TABLE	1	2	3	4	5	6
	1-3	7-119	120-431	432-433	437-483	484-634	635-656
Name or Description							
1. Live Animals; Animal Products		7	120	---	437	484	635
2. Vegetable Products		10	125	---	438	485	635
3. Animal or Vegetable Fats and Oils and Their Cleavage Products; Prepared Edible Fats; Animal or Vegetable Waxes		15	131	---	439	488	636
4. Prepared Foodstuffs; Beverages, Spirits and Vinegar, Tobacco and Manufactured Tobacco Substitutes		16	132	432	439	488	636
5. Mineral Products		21	150	432	442	499	637
6. Products of the Chemical or Allied Industries		24	153	432	443	502	638
7. Plastics and Articles Thereof; Rubber and Articles Thereof		38	180	432	449	532	640
8. Raw Hides and Skins, Leather, Furskins and Articles Thereof; Saddlery and Harness; Travel Goods, Handbags and Similar Containers; Articles of Animal Gut (Other Than Silkworm Gut)		42	204	---	451	540	641
9. Wood and Articles of Wood; Wood Charcoal; Cork and Articles of Cork; Manufactures of Straw, of Esparto or of Other Plaiting Materials; Basketware and Wickerwork		43	210	---	452	542	641
10. Pulp of Wood or of Other Fibrous Cellulosic Material; Waste and Scrap of Paper or Paperboard; Paper and Paperboard and Articles Thereof		46	217	---	453	545	642
11. Textiles and Textile Articles		49	228	432	455	551	643

TABLE OF CONTENTS (Cont.)
(By Section)

NUMBER OF TABLES AND PAGES		SUMMARY TABLE	1	2	3	4	5	6
		1-3	7-119	120-431	432-433	437-483	484-634	635-656
	Name or Description							
12.	Footwear, Headgear, Umbrellas, Sun Umbrellas, Walking Sticks, Seatsticks, Whips Riding Crops and Parts Thereof; Prepared Feathers and Articles Made Therewith; Artificial Flowers; Articles of Human Hair		63	268	---	458	559	644
13.	Articles of Stone, Plaster, Cement, Asbestos, Mica or Similar Materials; Ceramic Products; Glass and Glassware		64	278	432	459	561	644
14.	Natural or Cultured Pearls, Precious or Semiprecious Stones, Precious Metals; Metals Clad with Precious Metal and Articles Thereof; Imitation Jewelry; Coin		67	291	---	460	564	645
15.	Base Metals and Articles of Base Metal		68	293	433	461	565	645
16.	Machinery and Mechanical Appliances; Electrical Equipment; Parts Thereof; Sound Recorders and Reproducers, Television Image and Sound Recorders and Reproducers, Parts and Accessories of such Articles		79	327	---	464	575	647
17.	Vehicles, Aircraft, Vessels and Associated Transport Equipment		106	383	---	476	612	652
18.	Optical, Photographic, Cinematographic, Measuring, Checking, Precision, Medical or Surgical Instruments and Apparatus; Clocks and Watches; Musical Instruments; Parts and Accessories Thereof		110	392	---	478	617	653
19.	Arms and Ammunition; Parts and Accessories Thereof		115	406	---	481	627	---
20.	Miscellaneous Manufactured Articles		115	406	433	481	628	655
21.	Works of Art, Collectors' Pieces and Antiques		119	428	---	483	632	656
22.	Special Classification Provisions		119	428	433	483	633	656

PUERTO RICO' S EXTERNAL TRADE DATA SYSTEM AND DEFINITIONS

Introduction

The external trade data system of Puerto Rico incorporates all transactions of merchandise between Puerto Rico and the United States, U.S. Virgin Islands, and foreign countries. The U.S. Bureau of the Census compiles this information. Currently, the Subprogram of Economic Analysis of the Puerto Rico Planning Board receives the information monthly by electronic media, containing detailed statistics of the transactions by commodity, mean of transportation, weight, value, quantity, and country. This data is processed according to our specific needs of information in different types of tabulations. There are three basic geographic classifications: United States, foreign countries, and the U.S. Virgin Islands. Puerto Rico is included within the U.S. Customs and tariff systems. The Puerto Rico Trade Data Office, under the U.S. Bureau of the Census, began operations in January 1992. It guides and clarifies companies in Puerto Rico on the necessary proceedings in the shipment of merchandise to the United States and foreign countries.

Shipments between Puerto Rico and the United States

The statistics are obtained from a special form required to all companies, known as a Shipper's Export Declaration form (SED). For shipments from Puerto Rico to the United States, this form must be submitted to one of the U.S. Customs offices in San Juan, Ponce or Mayagüez. At the same time, a similar form must accompany all shipments from the U.S. to Puerto Rico. The value is based on the transaction price including inland freight, insurance and other charges to the border point or seaport. It is classified as free alongside ship (FAS) value at the port of embarkation. It should not include ocean freight, marine insurance, or other charges incurred beyond the port of embarkation.

Trade with foreign countries

The information on exports from Puerto Rico is obtained from the SED's filed out by the exporters at the port of embarkation. The value of the shipment is based on the transaction price including inland freight, insurance, and other charges to the place of embarkation. Merchandise in transit shipped through Puerto Rico from one foreign country to another is not considered as an export. Imported merchandise which has cleared customs and which is re exported without further processing, is classified separately as exports of foreign merchandise, but included as part of exports and classified according to the official schedules.

Country of destination is defined as the place where the merchandise is to be consumed or used, either in further processing or final manufacturing. In the event the exporter does not have enough or definite information as to the ultimate destination of the shipment, it is credited for statistical purposes to the country to which it is consigned.

In the case of imports for direct consumption, the information is based on regular U.S. Custom's entries of merchandise filed out by the importers at one of the U.S. Customs Offices in San Juan, Ponce or Mayagüez. It includes imports for direct consumption plus withdrawals from bonded warehouses, government as well as non governmental. U.S. goods returned by the U.S. Armed

Forces for their own use are excluded. Since 1982, import data is presented in terms of customs value, defined as the price paid for merchandise exported to the U.S., excluding U.S. import duties, freight, insurance and other charges incurred in bringing the merchandise to the United States. Before 1982, import data was presented as FAS value, which was defined as the transaction value of imports at the foreign port of embarkation.

Shipments between Puerto Rico and the U.S. Virgin Islands

In the case of exports to the U.S. Virgin Islands, the information comes from the SED's filed at the U.S. Customs Office at the time the merchandise is shipped. Shipments by all means of transportation are included. The value is based on the transaction price including inland freight, insurance, and other charges to the place of shipment.

Regarding imports, the information is based on the import entry form which importers are required to file at the U.S. Customs Office in San Juan. The value shown is the customs value, which is the value of imports as appraised by U.S. Customs. Commodity information is reported according to the classification schedules of the U.S. Department of Commerce.

Classifications

As part of the U.S. Customs system, the commodity classification systems used are the same as in the United States: Schedule B for exports and imports to or from the United States, and the Harmonized Tariff Schedule Annotated for imports from foreign countries. Both systems are based on the Harmonized Commodity Description and the Coding System. In addition, the Puerto Rico Planning Board classifies Puerto Rico's exports and imports according to the Standard Industrial Classification (SIC) system. This provides an additional way for comparing with local production and other economic statistics. This is the basic classification used in the published reports. They are also classified on the basis of the Harmonized System (HS). Since January 1994 the monthly data of exports and imports is also classified on a SIC basis.

Sources of information of external trade statistics

The annual report **External Trade Statistics** is the basic publication in which Puerto Rico's trade data is presented to the public. It includes a detailed set of statistics by commodity and country using the HS. Summary tables by SIC or other classifications for each fiscal year are included in the **Statistical Appendix of the Economic Report to the Governor**, in the **Selected Statistics on Puerto Rico's External Trade**, in the **Balance of Payments of Puerto Rico**, and in other publications. In addition, there are internal reports or tabulations in which trade is classified by region or commodity (using the HS, Schedule B, and SIC classifications), by geographic area or by country, and presented in a monthly and accumulated form. This information is maintained in the Program of Information Systems of the Planning Board. The reports are generated as needed. The published information is on a fiscal year basis, from July to June.

Although there is no on line access for external users, we have the capability of transferring information, tailored to particular requests, to diskettes or to magnetic tapes on a cost basis. Printouts can also be provided on a cost basis.

ABBREVIATIONS USED IN THIS REPORT

Abbreviations	Units of quantity
BBL	Barrel
CAR	Carat
CKG	Content kilogram
CM2/SCM	Square centimeters
CTN	Content tons
CUR	Curie
CYK	Clean yield kilogram
DOZ	Dozen
DPC	Dozen pieces
DPR	Dozen pairs
FBM	Fiber meter
GBM	Gigabequerels
GCN	Gross containers
GKG	Gross kilograms
GM	Grams
GRS	Gross
HUN/HND	Hundred
KG	Kilograms
KGT	Kilogram total
KM3	Cubic kilograms
KTS	Kilogram total sugar
LNM	Linear meter
L/LTR	Liters
M/MTR	Meters
M2/SQM	Square meters
M3/CBM	Cubic meters
MBQ	Megabequerels
MC	Millicuries
NESOI	Not elsewhere specified or included
NO	Number
PCS	Pieces
PFL	Proof liters
PKS	Packs
PRS	Pairs
RBA	Running bales
SQ	Square
T/TON	Tons (metric)
TCM	Thousand cubic meters
THM	Thousand meters
THS	Thousands
TNV	Ton raw value (metric)
X	No units of quantity required

SUMMARY TABLE: PUERTO RICO'S EXPORTS AND IMPORTS OF MERCHANDISE
BY COUNTRY OF DESTINATION AND ORIGIN, AND BALANCE OF TRADE: FISCAL YEAR 2001

	Exports	Imports	Trade Balance
TOTAL	46,900,778,035	29,149,326,613	17,751,451,422
UNITED STATES	41,367,190,285	15,586,099,126	25,781,091,159
VIRGIN ISLANDS	92,890,477	793,508,601	(700,618,124)
FOREIGN COUNTRIES	5,440,697,273	12,769,718,886	(7,329,021,613)
ALGERIA	0	10,024,216	(10,024,216)
ANGOLA	0	51,031,410	(51,031,410)
ANGUILLA	2,622,717	15,000	2,607,717
ANTIGUA @ BARBUDA	3,910,662	9,929	3,900,733
ARGENTINA	60,215,966	107,190,300	(46,974,334)
ARUBA	20,300,847	90,565,086	(70,264,239)
AUSTRALIAN ISLANDS	51,287,725	18,112,198	33,175,527
AUSTRIA	2,601,645	7,350,528	(4,748,883)
BAHAMAS	7,536,657	7,132,811	403,846
BAHRAIN	15,574	0	15,574
BANGLADESH	4,726,356	764,768	3,961,588
BARBADOS	19,788,256	200,060	19,588,196
BELARUS	56,641	1,754,891	(1,698,250)
BELGIUM	371,337,687	131,161,527	240,176,160
BELIZE	1,238,406	923,902	314,504
BENIN	0	1,443,944	(1,443,944)
BERMUDA	682,602	0	682,602
BOLIVIA	358,344	18,341	340,003
BOSNIA-HERCEGOVINA	4,652	11,151	(6,499)
BRAZIL	46,539,824	333,095,208	(286,555,384)
BRITISH VIRGIN ISLANDS	15,695,639	14,538	15,681,101
BULGARIA	171,806	265,865	(94,059)
BURMA (MYANMAR)	0	380,187	(380,187)
CAMBODIA	356,174	0	356,174
CAMEROON	12,941	65,506	(52,565)
CANADA	110,096,889	218,910,574	(108,813,685)
CAPE VERDE	0	2,760,000	(2,760,000)
CAYMAN ISLANDS	984,799	14,216	970,583
CHILE	4,131,907	42,768,538	(38,636,631)
CHINA (TAIWAN)	43,792,466	151,712,513	(107,920,047)
CHINA, PEOPLE'S REP. OF (MAINLAND)	18,299,196	238,417,637	(220,118,441)
CHRISTMAS ISLAND	236,000	0	236,000
COLOMBIA	29,051,867	120,248,488	(91,196,621)
CONGO, DEM. REP. (FORMER ZAIRE)	0	1,125,614	(1,125,614)
CONGO, REP OF THE	0	424,871	(424,871)
COSTA RICA	22,145,047	166,395,005	(144,249,958)
COTE D'IVOIRE (IVORY COAST)	0	7,732,071	(7,732,071)
CROATIA	4,402,602	46,928,728	(42,526,126)
CUBA	269,000	19,451	249,549
CYPRUS	43,569,080	0	43,569,080
CZECH REPUBLIC	1,866,086	26,268,094	(24,402,008)
DENMARK	1,686,990	50,148,974	(48,461,984)
DOMINICA	3,677,750	642,356	3,035,394
DOMINICAN REPUBLIC	679,536,896	732,129,919	(52,593,023)
EAST TIMOR	6,671	0	6,671
ECUADOR	20,648,426	74,209,114	(53,560,688)
EGYPT	6,324,403	11,736,811	(5,412,408)
EL SALVADOR	24,077,278	5,949,749	18,127,529
ESTONIA	0	91,027,444	(91,027,444)
FAROE ISLANDS	0	2,118,023	(2,118,023)
FIJI	0	2,073,653	(2,073,653)
FINLAND	10,610,685	22,663,722	(12,053,037)
FRANCE	332,134,910	340,565,879	(8,430,969)
FRENCH GUIANA	140,552	600,000	(459,448)
FRENCH POLYNESIA	0	214,579	(214,579)
GABON	273,000	384,823	(111,823)
GEORGIA	1,291,920	0	1,291,920
GERMANY	225,701,111	447,231,123	(221,530,012)
GHANA	0	93,938	(93,938)
GREECE	4,817,110	1,173,874	3,643,236
GRENADA	893,540	0	893,540
GUADELOUPE	4,908,694	152,573	4,756,121
GUATEMALA	4,401,923	3,757,990	643,933
GUINEA	0	128,644	(128,644)
GUYANA	1,284,806	1,338,597	(53,791)

SUMMARY TABLE: PUERTO RICO'S EXPORTS AND IMPORTS OF MERCHANDISE
BY COUNTRY OF DESTINATION AND ORIGIN, AND BALANCE OF TRADE: FISCAL YEAR 2001

	Exports	Imports	Trade Balance
HAITI	7,278,299	751,608	6,526,691
HONDURAS	31,417,704	8,380,900	23,036,804
HONG KONG	18,856,005	12,243,675	6,612,330
HUNGARY	6,620,325	1,842,297	4,778,028
ICELAND	0	4,590,313	(4,590,313)
INDIA	30,340,554	14,954,405	15,386,149
INDONESIA	6,157,716	22,991,321	(16,833,605)
IRELAND	203,213,130	4,738,407,520	(4,535,194,390)
ISRAEL	43,344,533	39,878,994	3,465,539
ITALY	308,280,892	367,592,116	(59,311,224)
JAMAICA	23,958,869	1,330,890	22,627,979
JAPAN	376,935,777	1,298,752,234	(921,816,457)
JORDAN	3,632,436	206,420	3,426,016
KAZAKHSTAN	156,650	0	156,650
KENYA	369,373	0	369,373
KUWAIT	961,304	0	961,304
LATVIA	46,590	6,347,373	(6,300,783)
LEBANON	9,286	0	9,286
LIECHTENSTEIN	0	3,269	(3,269)
LUXEMBOURG	0	3,789,425	(3,789,425)
MACAO	0	143,234	(143,234)
MADAGASCAR	0	1,428,578	(1,428,578)
MALAWI	353,721	563,727	(210,006)
MALAYSIA	26,033,961	18,962,336	7,071,625
MALTA @ GOZO	0	230,133	(230,133)
MARSHALL ISLANDS	8,054	0	8,054
MARTINIQUE	191,156	0	191,156
MAURITIUS	0	3,723,518	(3,723,518)
MEXICO	105,099,829	333,175,265	(228,075,436)
MICRONESIA (FED. STATES OF)	31,159	0	31,159
MONACO	0	37,948	(37,948)
MONTSERRAT	462,448	0	462,448
MOROCCO	3,695,179	28,159	3,667,020
NAMIBIA	1,411,057	145,000	1,266,057
NETHERLAND ANTIL. EXC ARUBA	47,161,963	32,873,537	14,288,426
NETHERLANDS	633,714,480	112,569,680	521,144,800
NEW ZEALAND ISLANDS	23,962,829	2,447,599	21,515,230
NICARAGUA	114,688	12,151,607	(12,036,919)
NIGER	14,658,429	0	14,658,429
NIGERIA	79,310	3,507,394	(3,428,084)
NORWAY	2,386,681	71,368,417	(68,981,736)
OMAN	0	115,989	(115,989)
PAKISTAN	8,966,952	5,685,314	3,281,638
PALAU	0	28,126	(28,126)
PANAMA	64,466,033	16,666,686	47,799,347
PAPUA NEW GUINEA	8,534	0	8,534
PARAGUAY	1,028,790	285,898	742,892
PERU	3,309,408	18,746,726	(15,437,318)
PHILIPPINES	14,303,621	8,002,270	6,301,351
PITCAIRN ISLAND	0	3,202	(3,202)
POLAND	3,618,023	6,065,864	(2,447,841)
PORTUGAL	5,437,857	15,225,535	(9,787,678)
REP. OF KOREA	63,873,377	178,110,610	(114,237,233)
REP. OF SOUTH AFRICA	14,668,375	10,655,281	4,013,094
ROMANIA	45,980	12,299,948	(12,253,968)
RUSSIA	3,215,365	9,261,901	(6,046,536)
SAO TOME @ PRINCIPE	0	10,618	(10,618)
SAUDI ARABIA	7,725,600	139,167	7,586,433
SIERRA LEONE	0	127,909	(127,909)
SINGAPORE	30,483,697	12,065,097	18,418,600
SLOVAK REPUBLIC (SLOVAKIA)	3,026,660	1,897,979	1,128,681
SLOVENIA	949,904	3,562,250	(2,612,346)
SOMALIA	0	7,732	(7,732)
SPAIN	40,733,601	172,999,559	(132,265,958)
SRI LANKA	84,078	915,993	(831,915)
ST. CHRISTOPHER-NEVIS	4,342,660	15,874,730	(11,532,070)
ST. LUCIA	3,870,383	16,919	3,853,464
ST. PIERRE @ MIQUELON	211,424	0	211,424
ST. VINCENT @ THE GRENADINES	1,086,327	16,244	1,070,083
SURINAME	1,042,158	0	1,042,158
SVALBARD, JAN MAYEN ISLAND	788,824	0	788,824

SUMMARY TABLE: PUERTO RICO'S EXPORTS AND IMPORTS OF MERCHANDISE
BY COUNTRY OF DESTINATION AND ORIGIN, AND BALANCE OF TRADE: FISCAL YEAR 2001

	Exports	Imports	Trade Balance
SWEDEN	5,059,208	46,951,087	(41,891,879)
SWITZERLAND	222,939,548	189,116,521	33,823,027
SYRIA	0	89,037	(89,037)
THAILAND	5,853,731	14,012,033	(8,158,302)
TOGO	0	81,400	(81,400)
TOKELAU ISLANDS	0	324,949	(324,949)
TRINIDAD @ TOBAGO	21,604,840	244,074,831	(222,469,991)
TUNISIA	2,290,329	6,408,554	(4,118,225)
TURKEY	7,738,024	17,124,225	(9,386,201)
TURKS @ CAICOS ISLANDS	133,842	0	133,842
UKRAINE	19,987	1,918,856	(1,898,869)
UNITED ARAB EMIRATES	4,136,271	280,801	3,855,470
UNITED KINGDOM OF GT BRITAIN	721,505,323	448,990,116	272,515,207
URUGUAY	4,239,899	12,987,078	(8,747,179)
VENEZUELA	26,840,837	609,354,640	(582,513,803)
VIETNAM	8,724,453	184,647	8,539,806
YEMEN	69,150	0	69,150
YUGOSLAVIA (SERBIA @ MONTENEGRO)	0	11,565	(11,565)
ZIMBABWE	587,088	3,156	583,932

Source: Puerto Rico Planning Board, Program of Economic and Social Planning,
Subprogram of Economic Analisis.


IMPORTS

TABLE - 1 SHIPMENTS OF MERCHANDISE FROM THE UNITED STATES TO PUERTO RICO,
BY COMMODITY: FISCAL YEAR 2001

COMM CODE	DESCRIPTION	UNIT	QUANTITY	VALUE - $
		TOTAL		15,586,099,126
	LIVE ANIMALS;ANIMAL PRODUCTS.....	TOTAL		657,669,265
	LIVE ANIMALS.....	TOTAL		5,147,943
0101110000	HORSES, LIVE, PUREBRED BREEDING	NO	76	236,525
0101190000	HORSES, LIVE, EXCEPT PUREBRED BREEDING ANIMALS	NO	161	1,930,600
0101200000	ASSES, MULES AND HINNIES, LIVE	NO	108	53,455
0102100010	BOVINE ANIMALS, LIVE, PUREBRED BREEDING DAIRY MALE	NO	19	25,000
0102100020	BOVINE ANIMALS LIVE, PUREBRED BREEDNG DAIRY FEMALE	NO	442	773,700
0102100050	BOVINE ANMLS PUREBRED BREEDING EXCEPT DAIRY FEMALE	NO	32	50,000
0102900000	BOVINE ANIMALS, LIVE, NESOI	NO	1,435	1,466,824
0103910000	SWINE, LIVE, NESOI, WEIGHING LESS THAN 50 KG EACH	NO	273	60,000
0104100000	SHEEP, LIVE	NO	6	5,000
0104200000	GOATS, LIVE	NO	79	3,659
0105110020	CHICKENS LIVE NOT OV 185G BREEDING STOCK,MEAT-TYPE	NO	84,125	76,516
0105110040	CHICKENS, LIVE, NOV 185G EA, EX BREEDING STOCK	NO	828,072	342,729
0105190000	OTHER LIVE POULTRY NOT WEIGHING NOT OVER 185 G EA.	NO	105,324	68,460
0106005090	ANIMALS, LIVE, NESOI	X		55,475
	MEAT AND EDIBLE MEAT OFFAL.....	TOTAL	233,133,227	416,567,662
0201100010	CARCASSES/HALF-CARCASSES OF VEAL, FRESH OR CHILLED	KG	1,112,058	3,719,264
0201100090	CARCASSES/HALF-CARCASSES BOVINE ANMLS NESOI FR/CHL	KG	399,608	1,652,967
0201203550	MEAT BOVINE ANMLS NESOI CUTS W/BONE PROCSD FRH/CHD	KG	7,526,210	23,088,643
0201206000	MEAT BOVINE ANMLS CUTS W/BONE EX PROCSSD FRSH/CHLD	KG	3,335,460	10,289,648
0201303550	MEAT BOVINE ANMLS BONELESS PROCESSED FRESH/CHILLED	KG	1,735,188	4,417,489
0201306000	MEAT BOVINE ANMLS, BONELESS EX PROCESSD, FRSH/CHLD	KG	2,177,102	6,709,272
0202100010	CARCASSES AND HALF-CARCASSES OF VEAL, FROZEN	KG	231,424	635,657
0202100090	CARCASSES/HALF-CARCASSES BOVINE ANMLS NESOI FROZEN	KG	723,128	1,019,142
0202203550	MEAT BOVINE ANMLS NESOI CUTS W/BONE PROCSSD FROZEN	KG	10,825,038	23,463,431
0202206000	MEAT BOVINE ANMLS CUTS W/BONE EX PROCESSED, FROZEN	KG	1,383,633	2,839,226
0202303550	MEAT BOVINE ANIMALS BONELESS, PROCESSED, FROZEN	KG	6,081,442	17,481,061
0202306000	MEAT BOVINE ANIMALS BONELESS EXCEPT PROCESSED FRZN	KG	1,955,105	5,173,077
0203110000	CARCASSES & HALF-CARCASSES OF SWINE FRESH, CHILLED	KG	461,448	761,442
0203121000	HAMS/SHOULDERS & CUTS, BONE IN PROCESSED FRSH/CHLD	KG	794,982	2,260,856
0203129000	HAMS/SHOULDERS & CUTS, BONE IN EX PROCESSED FR, CH	KG	524,104	1,123,678
0203192000	MEAT OF SWINE, NESOI, PROCESSED, FRESH OR CHILLED	KG	5,052,278	9,604,135
0203194000	MEAT OF SWINE, NESOI, EX PROCESSED, FRESH/CHILLED	KG	10,157,474	16,101,875
0203210000	CARCASSES AND HALF-CARCASSES OF SWINE, FROZEN	KG	4,200,808	6,081,672
0203221000	HAMS, SHOULDERS & CUTS, BONE IN, PROCESSED, FROZEN	KG	1,282,878	2,132,726
0203229000	HAMS/SHOULDERS & CUTS, BONE IN EX PROCESSED, FROZN	KG	1,754,879	3,163,114
0203292000	MEAT OF SWINE, NESOI, PROCESSED, FROZEN	KG	11,655,457	22,331,800
0203294000	MEAT OF SWINE, NESOI, EXCEPT PROCESSED, FROZEN	KG	13,110,728	21,513,863
0204100000	CARCASSES AND HALF-CARCASSES OF LAMB FRESH/CHILLED	KG	3,403	15,000
0204220000	MEAT OF SHEEP, CUTS, BONE IN NESOI, FRESH, CHILLED	KG	22,116	35,600
0204230000	MEAT OF SHEEP, BONELESS, FRESH OR CHILLED	KG	49,822	317,100
0204420000	MEAT OF SHEEP, CUTS WITH BONE IN, NESOI, FROZEN	KG	57,258	141,204
0204430000	MEAT OF SHEEP, BONELESS, FROZEN	KG	51,727	55,000
0204500000	MEAT OF GOATS, FRESH, CHILLED OR FROZEN	KG	241,678	639,700
0205000000	MEAT OF HORSES, ASSES, MULES, HINNIES FR, CHLD, FZ	KG	1,884	3,800
0206100000	OFFAL OF BOVINE ANIMALS, EDIBLE, FRESH OR CHILLED	KG	161,434	1,046,972
0206220000	LIVERS OF BOVINE ANIMALS, EDIBLE, FROZEN	KG	199,676	408,154
0206290010	HEARTS OF BOVINE ANIMALS, EDIBLE, FROZEN	KG	38,172	34,840
0206290020	KIDNEYS OF BOVINE ANIMALS, EDIBLE, FROZEN	KG	41,077	25,000
0206290040	SWEATBREADS OF BOVINE ANIMALS, EDIBLE, FROZEN	KG	18,144	13,500
0206290090	OFFAL OF BOVINE ANIMALS, EDIBLE, NESOI, FROZEN	KG	168,461	170,479
0206300000	OFFAL OF SWINE, EDIBLE, FRESH OR CHILLED	KG	108,916	226,420
0206490050	SKINS OF SWINE, EXCEPT LIVERS, EDIBLE, FROZEN	KG	24,783	32,860
0206490090	OTHER OFFAL OF SWINE EXCEPT LIVERS, EDIBLE, FROZEN	KG	98,916	154,315
0206800000	OFFAL SHEEP,GOAT,HORSE,ASS,MULE/HINNY EDIBLE FR/CH	KG	1,519,872	4,781,522
0206900040	OFFAL, GOAT, HORSE, ASSES, MULE, HINNIES EDIBLE FR	KG	92,968	82,900
0207110020	CHICKENS, YOUNG, NOT CUT IN PIECES, FRESH, CHILLED	KG	1,602,470	2,088,934
0207110040	CHICKENS, NESOI, NOT CUT IN PIECES, FRESH, CHILLED	KG	1,264,860	1,789,396
0207120020	CHICKENS, YOUNG, NOT CUT IN PIECES, FROZEN	KG	7,215,460	8,135,731

TABLE - 1 SHIPMENTS OF MERCHANDISE FROM THE UNITED STATES TO PUERTO RICO,
BY COMMODITY: FISCAL YEAR 2001

COMM CODE	DESCRIPTION	UNIT	QUANTITY	VALUE - $
0207120040	CHICKENS, NESOI, NOT CUT IN PIECES, FROZEN	KG	20,422,549	30,469,037
0207130000	CHICKEN CUTS & EDIBLE OFFAL (INCL LIVER) FRSH/CHLD	KG	5,769,813	13,194,927
0207140010	CHKN CUTS/EDBL OFFL(INC LIVERS), FRZN, LEG QRTRS	KG	10,310,277	7,742,248
0207140025	CHKN CUTS/EDBL OFFL(INC LVRS), FRZN, LEGS EX QRTRS	KG	1,818,466	1,619,059
0207140030	CHKN CUTS/EDBL OFFL(INC LVRS), FRZN, WINGS & PRTS	KG	578,109	441,430
0207140045	CHKN CUTS/EDBL OFFL(INC LVRS), FRZN, FEET (PAWS)	KG	116,367	81,000
0207140050	CHCKN CUTS/EDBL OFFAL(INC LVRS), FRZN, OFFAL	KG	1,300,100	1,227,692
0207140090	CHKN CUTS/EDBL OFFL(INC LVRS), FRZN, OTHER	KG	40,058,330	63,045,932
0207240000	TURKEYS, NOT CUT IN PIECES, FRESH OR CHILLED	KG	1,594,931	3,083,131
0207250000	TURKEYS, NOT CUT IN PIECES, FROZEN	KG	7,433,441	12,456,755
0207260000	TURKEY CUTS & EDIBLE OFFAL (INCL LIVER) FRSH/CHLLD	KG	438,362	854,429
0207270010	TRKY CUTS/EDBL OFFL(INCL LVRS) FRZN, LEGS W/BONE	KG	182,325	302,522
0207270025	TRKY CUTS/EDBL OFFL(INCL LVRS) FRZN, LEG WO/BONE	KG	24,335	56,000
0207270030	TRKY CUTS/EDBL OFFL(INCL LVRS) FRZN, WNGS & PARTS	KG	25,997	24,964
0207270045	TRKY CUTS/EDBL OFFL(INCL LVRS) FRZN, BRSTS & PARTS	KG	886,228	2,072,186
0207270050	TRKY CUTS/EDBL OFFL(INCL LVRS) FRZN, OFFAL	KG	86,957	141,800
0207270090	TRKY CUTS/EDBL OFFL(INCL LVRS) FRZN, OTHER	KG	1,850,526	3,273,320
0207320000	DUCKS, GEESE AND GUINEAS, WHOLE, FRESH OR CHILLED	KG	22,649	23,000
0207330000	DUCKS, GEESE & GUINEAS, NOT CUT IN PIECES, FROZEN	KG	16,850	40,794
0207360000	DUCK, GEESE, GUINEA CUTS/EDIBLE OFFAL (IN LIVR) FZ	KG	389,130	855,498
0208100000	RABBIT OR HARE MEAT & OFFAL FRESH, CHILLED, FROZEN	KG	25,858	36,727
0208900000	MEAT & EDIBLE MEAT OFFAL NESOI, FRESH, CHLD, FROZN	KG	37,852,302	63,274,881
0209000000	PIG & POULTRY FAT FRSH CHLD FRZN SALTED DRIED SMKD	KG	595,190	821,045
0210110000	HAMS, SHOULDERS & CUTS, BONE IN, SALTED, DRD, SMKD	KG	54,035	146,913
0210120020	BACON	KG	255,701	813,858
0210120040	BELLIES, CUTS, SWINE, SALTD, IN BRINE, DRIED, SMKD	KG	26,707	53,200
0210190000	MEAT OF SWINE NESOI, SALTED, IN BRINE, DRIED, SMKD	KG	228,394	267,450
0210200000	MEAT, BOVINE ANIMALS, SALTED, IN BRINE, DRD, SMOKD	KG	21,320	32,912
0210900000	MEAT & OFFAL, SALTED, DRD, SMKD, INCL FLOUR & MEAL	KG	1,284,449	4,352,487
	FISH AND CRUSTACEANS, MOLLUSCS AND OTHER AQUATIC INVERTEBRATES.....	TOTAL		28,040,647
0301100000	FISH, ORNAMENTAL, LIVE	X		31,140
0301990000	FISH, LIVE, NESOI	X		3,000
0302110010	RAINBOW TROUT FARMED FRESH/CHILLED EXC FLT/LVR/ROE	KG	9,075	25,996
0302110090	TROUT (EXCEPT FARMED RAINBOW TROUT) FRESH/CHILLED	KG	631,799	5,546,292
0302120022	CHUM (DOG) SALMON FRESH/CHILLD EX FILLET/LIVER/ROE	KG	2,819	5,835
0302120032	PINK (HUMPIE) SALMON FRSH/CHILLD EX FILLET/LVR/ROE	KG	960	4,780
0302190000	SALMONIDAE, NESOI, FRESH OR CHILLED	KG	293,128	857,974
0302210000	HALIBUT/GREENLAND TURBOT EX FILLET, LVR, ROE FR/CH	KG	8,193	37,605
0302310000	ALBACORE/LONGFINNED TUNAS EX FILLET LVR ROE, FR/CH	KG	20,026	25,000
0302390040	TUNAS NESOI EXCEPT FILLETS, LIVERS, ROES, FR, CHLD	KG	20,491	35,034
0302500000	COD EXCEPT FILLETS, LIVERS & ROES, FRESH, CHILLED	KG	498	2,700
0302650010	DOGFISH (SQUALUS SPP.) EX FILLET/LIVER/ROE FRSH/CH	KG	21,722	31,672
0302697000	FISH NESOI FRESH/CHILLD EXCEPT FILLETS/LIVERS/ROES	KG	9,385	45,000
0302704010	MULLET ROE, FRESH OR CHILLED	KG	2,173	16,000
0303100022	CHUM (DOG) SALMON, FROZEN, EX FILLET/LIVER/ROE	KG	19,437	28,102
0303290000	SALMONIDAE NESOI, FROZEN, EXCEPT FILLET/LIVER/ROE	KG	76,303	238,427
0303310015	ATLANTIC & PACIFIC HALIBUT FROZN EX FILLET/LVR/ROE	KG	11,340	76,250
0303390060	FROZEN, FLAT FISH EXCL FILLETS, LIVERS, ROES NESOI	KG	93,830	198,580
0303410000	ALBACORE/LONGFINNED TUNAS EX FILLET/LVR/ROE FROZEN	KG	1,215,613	2,232,429
0303490040	TUNAS NESOI, EXCEPT FILLETS, LIVERS, ROES, FROZEN	KG	108,356	242,335
0303730000	ATLANTIC POLLOCK EXCEPT FILLET, LIVER & ROE FROZEN	KG	2,721	9,000
0303750010	DOGFISH (SQUALUS SPP.) EX FILLET/LIVER/ROE, FROZEN	KG	1,374	9,173
0303750090	OTHER SHARKS, EXCPT FILLETS, LIVERS, ROES, FROZEN	KG	25,945	70,000
0303770000	SEA BASS EXCEPT FILLETS, LIVERS AND ROES, FROZEN	KG	21,157	67,454
0303780000	WHITING & HAKE, EXCEPT FILLETS, LIVER, ROE, FROZEN	KG	131,432	350,000
0303794060	SABLE FISH EXCEPT FILLETS, LIVERS AND ROES, FROZEN	KG	907	6,800
0303796050	PACIFIC OCEAN PERCH, FROZEN, NESOI	KG	96,974	255,920
0303796090	FROZEN FISH EXCL FILLETS, LIVERS, ROES, NESOI	KG	606,863	1,371,408
0303804040	SALMON ROE, FROZEN	KG	1,224	15,400
0304104061	TILAPIA FILLETS, ETC EXCEPT STEAKS, FRESH OR CHLD	KG	871	6,100
0304105000	FISH FILLETS ETC EXCEPT STEAKS, NESOI, FRESH, CHLD	KG	135,703	411,684
0304203025	COD FILLETS, FROZEN	KG	19,556	159,793
0304205005	HALIBUT FILLETS, FROZEN	KG	1,151	17,332

TABLE - 1 SHIPMENTS OF MERCHANDISE FROM THE UNITED STATES TO PUERTO RICO,
BY COMMODITY: FISCAL YEAR 2001

COMM CODE	DESCRIPTION	UNIT	QUANTITY	VALUE - $
0304207000	ALASKA POLLOCK (THERAGRA CHALCOGRAMMA) FILLET FRZN	KG	2,449	11,366
0304208600	FISH FILLETS, NESOI, FROZEN	KG	325,701	1,073,894
0304901009	FISH MINCED, NESOI, FROZEN	KG	13,737	50,981
0304908700	FISH MEAT NESOI, EX FISH STEAKS OR MINCED, FROZEN	KG	65,976	205,000
0305100000	FISH MEAL FIT FOR HUMAN CONSUMPTION	KG	137,987	788,410
0305300000	FISH FILLETS, DRIED, SALTED OR IN BRINE, NT SMOKED	KG	214,162	884,244
0305420000	HERRINGS, INCLUDING FILLETS, SMOKED	KG	7,701	24,877
0305510000	COD, DRIED, WHETHER OR NOT SALTED BUT NOT SMOKED	KG	953,832	2,206,807
0305594000	DRIED FISH, WHTHR OR NOT SALTED, NOT SMOKED, NESOI	KG	111,607	329,803
0305630000	ANCHOVIES, SALTED NOT DRIED OR SMOKED; IN BRINE	KG	414	2,600
0305690000	FISH NESOI,SALTED NOT DRIED OR SMOKED; IN BRINE	KG	4,836	12,646
0306110000	ROCK LOBSTER AND OTHER SEA CRAWFISH, FROZEN	KG	52,301	966,302
0306120000	LOBSTERS, INCLUDING IN SHELL, FROZEN	KG	97,016	1,584,922
0306130003	SHRIMP/PRAWN SHELL-ON COUNT SIZE < 33 PER KG FROZN	KG	29,419	509,872
0306130006	SHRIMP/PRAWN SHELL-ON COUNT SIZE 33-45 PER KG FRZN	KG	84,679	1,019,607
0306130009	SHRIMP/PRAWN SHELL-ON COUNT SIZE 46-55 PER KG FRZN	KG	36,466	554,032
0306130012	SHRIMP/PRAWN SHELL-ON COUNT SIZE 56-66 PER KG FRZN	KG	16,185	202,862
0306130015	SHRIMP/PRAWN SHELL-ON COUNT SIZE 67-88 PER KG FRZN	KG	8,797	69,932
0306130021	SHRIMP/PRAWN SHELL-ON COUNT SZ 111-132 PER KG FRZN	KG	109	3,067
0306130027	SHRIMP/PRAWN SHELL-ON COUNT SIZE > 154 PER KG FRZN	KG	53,764	334,077
0306130040	SHRIMPS AND PRAWNS, PEELED, FROZEN	KG	207,142	1,937,749
0306142000	CRABMEAT, FROZEN	KG	20,846	113,141
0306210000	ROCK LOBSTER, OTHER SEA CRAWFISH FR/CH/DRD/SALTED	KG	3,982	27,933
0306220000	LOBSTERS, FRESH, CHILLED, DRIED, SALTD OR IN BRINE	KG	5,799	52,854
0306230000	SHRIMPS/PRAWNS INC SHELL FR/CH/DRD/SALTED/IN BRINE	KG	10,750	31,244
0306242000	CRABMEAT FRESH, CHILLED, DRIED, SALTED OR IN BRINE	KG	2,540	26,276
0307100040	OYSTERS NESOI LIVE/FRSH/CHLD/FZ/DRD/SALTD/IN BRINE	KG	75,508	265,427
0307390000	MUSSELS, FROZEN, DRIED, SALTED OR IN BRINE	KG	9,881	34,625
0307490010	SQUID FILLETS, FROZEN	KG	7,903	22,956
0307490022	LOLIGO OPALESCENS SQUID FRZN (EX FILLET)/DRIED/ETC	KG	104,962	89,192
0307490024	LOLIGO PEALEI SQUID FROZEN (EX FILLET)/DRIED/ETC	KG	56,246	122,200
0307510000	OCTOPUS, LIVE, FRESH OR CHILLED	KG	3,200	6,600
0307590000	OCTOPUS, FROZEN, DRIED, SALTED OR IN BRINE	KG	12,969	65,000
0307910030	CONCH, LIVE, FRESH OR CHILLED	KG	114,693	1,221,653
0307990080	MOLLUSC/AQUATIC INVRTEBRTE NESOI FZ/DRD/SALT/BRINE	KG	184,609	754,281
	DAIRY PRODUCE;BIRDS EGGS;NATURAL HONEY EDIBLE PRODUCTS OF ANIMAL ORIGIN, NOT ELSEWHERE SPECIFIED OR INCLUDED.....	TOTAL		176,839,495
0401100000	MILK AND CREAM, NT CONCNTRD, NT SWEETD, NOV 1% FAT	L	372,203	298,561
0401200000	MILK/CREAM NT CNCTRD/SWT, FAT CONTENT OV 1% NOV-6%	L	7,097,687	5,262,205
0401300000	MILK & CREAM, NOT CONCNTRD/SWTN, FAT CONTENT OV 6%	L	4,145,705	4,141,154
0402100000	MLK & CRM CNTD W/N SWT POWDR GRAN/SLDS NOV1.5% FAT	KG	2,671,228	6,001,487
0402210000	MLK/CREAM CNCTRD NT SWTN PWD/OTH SOLIDS OV 1.5% FA	KG	2,155,029	6,485,328
0402290000	MLK & CRM,CNTD,SWTND,POWDR/SOLIDS, OVER 1.5% FAT	KG	868,822	1,352,330
0402910000	MILK & CREAM WHTHR/NT CONCENTRATD NT SWEETND NESOI	KG	9,798,357	11,100,351
0402990000	MILK/CREAM, WHTHR/NOT CONCENTRATED, SWEETND, NESOI	KG	2,630,275	2,049,312
0403100000	YOGURT, W/N SWEETENED, FLAVORED OR CNTG FRUIT/COCO	KG	1,549,105	6,017,841
0403900000	BUTTERMILK/KEPHIR/CURDLED FERMNTD ACIDFD MLK & CRM	X		114,260
0404100850	MODIFIED WHEY, NESOI	KG	5,402	16,884
0404104000	WHEY, WHETHER OR NT CONCENTRATD OR SWEETEND, DRIED	KG	169,747	162,500
0404900000	PRODUCTS OF NATURAL MILK CONSTITUENTS, NESOI	KG	4,556,221	9,064,082
0405100000	BUTTER	KG	1,092,037	2,105,337
0405200000	DAIRY SPREADS	KG	76,720	153,042
0405900000	FATS AND OILS DERIVED FROM MILK, NESOI	KG	118,829	165,768
0406100000	FRESH CHEESE (INC WHEY CHEESE) NT FRMNTD, AND CURD	KG	7,102,419	18,152,158
0406200000	CHEESE OF ALL KINDS, GRATED OR POWDERED	KG	2,726,048	6,760,661
0406300000	CHEESE, PROCESSED, NOT GRATED OR POWDERED	KG	5,504,050	14,739,597
0406400000	CHEESE, BLUE-VEINED, NESOI	KG	79,044	300,000
0406901000	CHEESE, CHEDDAR, NESOI	KG	1,311,477	3,335,804
0406906500	CHEESE, COLBY, NESOI	KG	43,927	102,078
0406909550	CHEESE, INCLUDING MIXTURES, NESOI	KG	17,574,152	43,557,941
0407000020	BIRDS' EGGS, IN SHELL, FOR HATCHING	DOZ	2,798,369	4,049,765
0407000040	BIRDS' EGGS, IN SHELL, FRESH, PRESERVED OR COOKED	DOZ	27,192,798	22,861,336
0408110000	EGG YOLKS, DRIED, WHETHER OR NOT SWEETENED	KG	4,474,326	4,824,838

TABLE - 1 SHIPMENTS OF MERCHANDISE FROM THE UNITED STATES TO PUERTO RICO,
BY COMMODITY: FISCAL YEAR 2001

COMM CODE	DESCRIPTION	UNIT	QUANTITY	VALUE - $
0408190000	EGG YOLKS, FRSH, FRZN, COOKED BY WATER, MOLDED ETC	KG	906,951	1,374,574
0408990000	BIRDS' EGGS NT IN SHELL, FRSH FRZN COOKD WATER ETC	KG	833,409	1,302,206
0409000025	HONEY, NATURAL, PACKAGED FOR RETAIL SALE	KG	20,491	58,258
0409000055	HONEY, NATURAL, NESOI	KG	31,095	26,500
0410000000	EDIBLE PRODUCTS OF ANIMAL ORIGIN, NESOI	KG	229,344	903,337
	PRODUCTS OF ANIMAL ORIGIN, NOT ELSEWHERE SPECIFIED OR INCLUDED.....	TOTAL		31,073,518
0501000000	HUMAN HAIR, UNWORKED AND WASTE OF HUMAN HAIR	KG	313	7,794
0504000020	HOG GUTS, BLADDERS, STOMACHS FOR SAUSAGE CASINGS	KG	43,405	117,228
0504000050	GUTS, BLDRS & STMCHS OF ANMLS, FRZN BEEF TRIPE	KG	209,475	214,736
0504000070	GUTS, BLDRS & STMCHS OF ANMLS, FRZN BEEF INTESTINS	KG	112,817	316,649
0504000080	GUTS, BLDRS & STMCHS OF ANMLS, FRZN PORK INTESTINS	KG	8,145,093	13,528,526
0504000090	GUTS, BLDRS & STMCHS OF ANMLS, OTHER	KG	430,770	1,208,783
0505905040	BIRD SKIN/PART WTH FEATHER/DOWN; FEATHER PWDR/WSTE	KG	19,955	10,000
0506900000	POWDER AND WASTE OF BONES AND HORN-CORES, NESOI	KG	1,097	7,100
0508000000	CORAL, SHELL OF MOLLUSCS ETC UNWORKED POWDER/WASTE	KG	76,113	724,247
0509000000	NATURAL SPONGES OF ANIMAL ORIGIN	KG	1,175	7,313
0510004040	CANTHARIDES, GLANDS USED FOR PHARMACEUTICAL PRDCTS	KG	18,144	100,468
0510005000	AMBERGRIS/CASTOREUM/CIVET/MUSK NESOI BILE W/N DRID	KG	356,198	14,147,025
0511100000	BOVINE SEMEN	X		230,149
0511994024	DAIRY CATTLE EMBRYOS	NO	8	3,520
0511994028	CATTLE EMBRYOS, EXCEPT DAIRY CATTLE	NO	6	2,592
0511995000	ANIMAL PRODUCTS NESOI, DEAD ANIMALS CH 1, INEDIBLE	KG	101,508	447,388
	VEGETABLES PRODUCTS.....	TOTAL		320,620,023
	LIVE TREES AND OTHER PLANTS; BULBS, ROOTS AND THE LIKE; CUT FLOWERS AND ORNAMENTAL FOLIAGE.....	TOTAL		8,123,140
0601100000	BULBS, TUBERS, CORMS, CROWNS & RHIZOMS ETC DORMANT	NO	33,273	72,347
0602100000	UNROOTED CUTTINGS AND SLIPS OF PLANTS, NESOI	NO	1,332	6,323
0602200000	TREES, SHRUBS, BUSHES WHICH BEAR EDIBLE FRUIT/NUTS	NO	11,322	93,264
0602400000	ROSES, GRAFTED OR NOT	NO	1,492	85,412
0602902000	ORCHID PLANTS, LIVE	KG	7,071	78,235
0602904000	HERBACEOUS PERENNIALS WTHOUT SOIL ATTACHED NESOI	KG	219	7,000
0602906010	TREES AND SHRUBS WITH SOIL ATTACHED TO ROOTS	NO	1,345	21,541
0602906020	POINSETTIAS, LIVE, WITH SOIL ATTACHED TO ROOTS	NO	12,658	19,400
0602906090	PLANTS, LIVE, WITH SOIL ATTACHED TO ROOTS, NESOI	NO	11,132	30,150
0602909010	TREES AND SHRUBS LIVE WITHOUT SOIL ATTACHED, NESOI	NO	235,619	802,587
0602909090	PLANTS, LIVE, WITHOUT SOIL ATTACHED TO ROOTS NESOI	NO	5,036	103,243
0603100000	CUT FLOWERS AND FLOWER BUDS, FRESH	X		78,004
0603900000	CUT FLOWERS/BUDS DRIED, DYED OR OTHERWISE PREPARED	X		6,463,822
0604100000	MOSSES, LICHENS FRESH DRIED ETC OTHERWISE PREPARED	X		27,409
0604910000	FOLIAGE, BRANCHES ETC, FRESH	X		234,403
	EDIBLE VEGETABLES AND CERTAIN ROOTS AND TUBERS.....	TOTAL	151,234,636	122,510,185
0701100000	POTATOES, SEED, FRESH OR CHILLED	KG	9,834,691	2,295,879
0701900000	POTATOES, EXCEPT SEED, FRESH OR CHILLED, NESOI	KG	28,433,781	14,760,000
0702000010	CHERRY TOMATOES, FRESH OR CHILLED	KG	285,249	295,586
0702000030	ROMA (PLUM TYPE) TOMATOES, FRESH OR CHILLED	KG	37,987	30,000
0702000050	TOMATOES, FRESH OR CHILLED, NESOI	KG	15,875,329	16,204,875
0703102000	ONION SETS, FRESH OR CHILLED	KG	5,436,689	4,619,292
0703105000	ONIONS AND SHALLOTS, NESOI, FRESH OR CHILLED	KG	8,605,051	4,938,934
0703200000	GARLIC, FRESH OR CHILLED	KG	478,033	809,510
0703900000	LEEKS & OTHER ALLIACEOUS VEGETABLES, FRESH, CHILLD	KG	108,378	300,000
0704100000	CAULIFLOWER AND HEADED BROCCOLI, FRESH OR CHILLED	KG	18,547	75,000
0704200000	BRUSSELS SPROUTS, FRESH OR CHILLED	KG	23,084	9,000
0704902000	CABBAGE, FRESH OR CHILLED	KG	3,213,024	1,477,960
0704904020	BROCCOLI INCLUDING SPROUTING BROCCOLI, FRSH/CHILLD	KG	134,065	89,122
0704904040	KOHLRABI & SIMILAR EDIBLE BRASSICAS NESOI FRSH/CHD	KG	38,556	19,102
0705110000	HEAD LETTUCE (CABBAGE LETTUCE), FRESH OR CHILLED	KG	13,958,758	11,712,639

TABLE - 1 SHIPMENTS OF MERCHANDISE FROM THE UNITED STATES TO PUERTO RICO,
BY COMMODITY: FISCAL YEAR 2001

COMM CODE	DESCRIPTION	UNIT	QUANTITY	VALUE - $
0705190000	LETTUCE, EXCEPT HEAD LETTUCE, FRESH OR CHILLED	KG	417,456	395,799
0706103000	CARROTS, FRESH OR CHILLED	KG	452,792	301,593
0706900000	SALAD BEETS, RADISHES, ETC NESOI, FRESH OR CHILLED	KG	23,880	15,000
0707000000	CUCMBERS AND GHERKINS, FRESH OR CHILLED	KG	32,996	25,574
0708100000	PEAS (PISUM SATIVUM), FRESH OR CHILLED	KG	39,770	36,487
0708200000	BEANS (VIGNA SPP., PHASEOLUS SPP.) FRESH OR CHILLD	KG	758,532	563,341
0708900000	LEGUMINOUS VEGETABLES, NESOI, FRESH OR CHILLED	KG	215,494	296,280
0709200000	ASPARAGUS, FRESH OR CHILLED	KG	34,541	77,760
0709600000	FRUITS OF GENUS CAPSICUM OR PIMENTA, FRESH/CHILLED	KG	4,453,477	5,723,301
0709700000	SPINACH, NEW ZEALAND & ORACHE (GARDEN), FRSH/CHLD	KG	900	2,700
0709904500	SWEET CORN, FRESH OR CHILLED	KG	114,824	103,136
0709905000	VEGETABLES, NESOI, FRESH OR CHILLED	KG	17,621,145	19,247,022
0710100000	POTATOES UNCOOKD/COOKED BY BOILING IN WATER, FROZN	KG	225,309	194,526
0710220000	BEANS, RAW COOKED IN BOILING WATER, FROZEN	KG	431,792	395,585
0710290000	LEGUMINOUS VEG RAW/COOKED BY BOILING, FROZEN NESOI	KG	10,072	21,817
0710400000	SWEET CORN RAW/COOKED BY STEAM/BOILING IN WATER FZ	KG	1,013,297	1,182,288
0710800010	ASPARAGUS, RAW/COOKED BY BOILING, FROZEN	KG	42,909	35,000
0710800050	VEGETABLES, NESOI RAW/COOKED BY BOILING, FROZEN	KG	1,308,077	2,049,924
0710900000	VEGETABLES MIXTURES, RAW/COOKED BY BOILING, FROZEN	KG	1,944,427	3,703,967
0711100000	ONIONS, PROVISIONALLY PRESERVED, INEDIBLE	KG	37,163	62,211
0711400000	CUCUMBERS/GHERKINS PROVISIONALLY PRES, INEDIBLE	KG	29,389	42,684
0711900000	VEG NESOI, VEG MIX, PROVISIONALLY PRES, INEDIBLE	KG	17,044,613	18,358,876
0712202000	ONION POWDER OR FLOUR	KG	62,511	148,441
0712204000	ONIONS, DRIED, EXCEPT POWDER OR FLOUR	KG	34,728	63,431
0712300000	MUSHROOMS & TRUFFLES, DRIED, WHOLE, CUT, SLICD ETC	KG	35,356	42,920
0712903000	POTATOES WHETHER OR NOT CUT OR SLICED, DRIED	KG	325,556	438,093
0712904020	GARLIC POWDER OR FLOUR	KG	27,246	31,635
0712904040	GARLIC, DRIED, EXCEPT POWDER OR FLOUR	KG	84,651	145,625
0712909000	VEGETABLES NESOI & MIXTURES OF VEGETABLES DRIED ET	KG	1,589,024	1,611,219
0713102000	SPLIT PEAS (EX SEED) DRIED, SHELLED W/N SKIN/SPLIT	KG	38,698	19,113
0713104020	GREEN PEAS, EXCEPT SEED, DRIED, SHELLED	KG	382,014	106,235
0713104080	PEAS NESOI (EX SEED) DRIED, SHELLED W/N SKIN/SPLIT	KG	41,954	10,798
0713202000	CHICKPEAS (GARBANZOS), EXCEPT SEED, DRIED, SHELLED	KG	142,158	86,848
0713311000	BEANS, SEED, VIGNA MUNGO (L.) HEPPER ETC., DRIED	KG	60,555	19,000
0713316000	BEANS EX SEED VIGNA MUNGO HEPPER, DRIED, SHELLED	KG	3,425,847	2,266,354
0713321000	SMALL RED (ADZUKI) BEANS, SEEDS FOR SOWING, DRIED	KG	70,498	48,037
0713331020	NAVY OR PEA BEANS, SEED OF A KIND USED FOR SOWING	KG	123,379	55,760
0713331040	KIDNEY BEANS, SEED OF A KIND USED FOR SOWING NESOI	KG	560,027	501,307
0713333000	NAVY OR PEA BEANS, EXCEPT SEED, DRIED, SHELLED	KG	493,723	205,045
0713335020	DARK RED KIDNEY BEANS, (EX SEED), DRIED, SHELLED	KG	125,251	81,853
0713335040	LIGHT RED KIDNEY BEANS, (EX SEED), DRIED, SHELLED	KG	5,146,319	3,115,966
0713335050	DRIED PINK BEANS, NOT USED FOR SOWING	KG	1,059,147	557,098
0713335070	KIDNEY BEANS INC WHITE PEA, NESOI, EX SEED DR/SHLD	KG	220,434	149,389
0713391500	COWPEAS, EXCEPT SEED, DRIED, SHELLED	KG	62,370	35,955
0713395010	BLACK BEANS, EXCEPT SEED, DRIED, SHELLED	KG	596,013	247,717
0713395020	GREAT NORTHERN BEANS, EXCEPT SEED, DRIED, SHELLED	KG	225,744	148,599
0713395030	BABY LIMA BEANS, EXCEPT SEED, DRIED, SHELLED	KG	75,989	52,200
0713395040	LIMA BEANS, NESOI, EXCEPT SEED, DRIED, SHELLED	KG	32,886	16,555
0713395050	PINTO BEANS, EXCEPT SEED, DRIED, SHELLED	KG	1,670,218	768,894
0713395060	WHITE BEANS, NESOI, EXCEPT SEED, DRIED, SHELLED	KG	347,712	195,234
0713395070	CRANBERRY BEANS, EXCEPT SEED, DRIED, SHELLED	KG	85,591	64,286
0713395090	BEANS, NESOI, EXCEPT SEED, DRIED, SHELLED	KG	768,146	452,904
0713402000	LENTILS EXCEPT SEED, DRIED, SHELLED	KG	39,690	23,249
0713901000	DRIED LEGUMINOUS VEGETBLS NESOI SEEDS FOR SOWING	KG	7,176	19,367
0713909000	DRIED LEGUMINOUS VEGETABLES, NESOI EX SEED, SHELLD	KG	12,601	10,000
0714101000	CASSAVA (MANIOC) FROZEN	KG	180,317	20,000
0714202000	SWEET POTATOES, FRESH OR DRIED, WHETHER/NT PELLETS	KG	310,510	254,388
0714904500	ROOTS & TUBERS NESOI, FROZEN; SAGO PITCH	KG	18,603	20,000
0714905550	ROOTS & TUBERS NESO, FRESH OR DRIED; SAGO PITCH	KG	17,917	4,900
	EDIBLE FRUITS AND NUTS; PEEL OF CITRUS FRUITS OR MELONS.....	TOTAL	28,954,915	36,125,544
0801190000	COCONUTS, OTHER THAN DESSICATED	KG	113,297	303,500
0801210000	BRAZIL NUTS, FRESH OR DRIED, IN SHELL	KG	5,639	15,351
0801320000	CASHEW NUTS, FRESH OR DRIED, SHELLED	KG	19,239	36,956

TABLE - 1 SHIPMENTS OF MERCHANDISE FROM THE UNITED STATES TO PUERTO RICO,
BY COMMODITY: FISCAL YEAR 2001

COMM CODE	DESCRIPTION	UNIT	QUANTITY	VALUE - $
0802110000	ALMONDS, FRESH OR DRIED, IN SHELL	KG	37,027	106,244
0802120000	ALMONDS, FRESH OR DRIED, SHELLED	KG	4,164	26,754
0802210000	HAZELNUTS OR FILBERTS, FRESH OR DRIED, IN SHELL	KG	125,455	294,686
0802310000	WALNUTS, FRESH OR DRIED, IN SHELL	KG	81,369	160,736
0802320000	WALNUTS, FRESH OR DRIED, SHELLED	KG	99,946	263,830
0802502000	PISTACHIOS, FRESH OR DRIED, IN SHELL	KG	20,834	69,732
0802504000	PISTACHIOS, FRESH OR DRIED, SHELLED	KG	360	2,682
0802901000	PECANS, FRESH OR DRIED, IN SHELL	KG	1,310	4,708
0802909100	NUTS, NESOI, FRESH OR DRIED, IN SHELL	KG	39,428	99,264
0802909500	NUTS, NESOI, FRESH OR DRIED, SHELLED	KG	94,804	255,255
0804100000	DATES, FRESH OR DRIED	KG	71,728	110,638
0804300000	PINEAPPLES, FRESH OR DRIED	KG	11,326	9,945
0804400000	AVOCADOS, FRESH OR DRIED	KG	642,483	695,201
0804500000	GUAVAS, MANGOES AND MANGOSTEENS, FRESH OR DRIED	KG	21,889	71,492
0805100020	ORANGES, TEMPLE, FRESH OR DRIED	KG	127,289	172,184
0805100040	ORANGES, NESOI, FRESH OR DRIED	KG	348,405	229,751
0805200020	TANGERINES, FRESH OR DRIED	KG	970,278	810,122
0805200040	MANDARINES & SIMILAR CITRUS HYBRIDS NESOI, FRSH/DR	KG	95,325	85,333
0805304000	LIMES (CITRUS AURANTIFOLIA) FRESH OR DRIED	KG	30,546	54,878
0805400000	GRAPEFRUIT, FRESH OR DRIED	KG	174,611	155,256
0805900000	CITRUS FRUITS, INC KAMQUATS, NESOI, FRESH OR DRIED	KG	359,998	294,626
0806100000	GRAPES, FRESH	KG	2,777,386	3,912,825
0806200000	GRAPES, DRIED (INCLUDING RAISINS)	KG	58,766	205,911
0807110000	WATERMELONS, FRESH	KG	196,920	115,621
0807191500	CANTALOUPES, FRESH	KG	265,763	201,588
0807199000	MELONS, NESOI, FRESH	KG	56,761	38,189
0807200000	PAPAYAS (PAPAWS) FRESH	KG	18,289	26,795
0808100000	APPLES, FRESH	KG	7,099,632	7,068,799
0808200000	PEARS AND QUINCES, FRESH	KG	1,894,682	1,957,420
0809300000	PEACHES, INCLUDING NECTARINES, FRESH	KG	43,236	73,194
0809400000	PLUMS, PRUNE PLUMS AND SLOES, FRESH	KG	444,993	570,433
0810100000	STRAWBERRIES, FRESH	KG	235,014	471,756
0810400028	BLUEBERRIES, CULTIVATED, FRESH	KG	1,940	13,700
0810400050	CRANBERRIES/OTH FRUITS GENUS VACCINIUM NESOI FRESH	KG	1,464,773	2,305,841
0810500000	KIWI FRUIT (CHINESE GOOSEBERRIES) FRESH	KG	16,334	13,200
0810905000	FRUITS, FRESH, NESOI	KG	8,871,658	11,020,958
0811100000	STRAWBERRIES, UNCOOKED/COOKED BY WATER, FROZEN	KG	73,540	105,200
0811909000	FRUIT & NUTS UNCOOKED/COOKED BY WATER W/N SW NESOI	KG	291,196	487,660
0812100000	CHERRIES, PROVISIONALLY PRESERVED, INEDIBLE	KG	419,714	427,262
0812900000	FRUIT & NUTS PROVISIONALLY PRESERVD INEDIBLE NESOI	KG	744,222	1,589,156
0813200000	PRUNES, DRIED	KG	114,345	240,001
0813300000	APPLES, DRIED	KG	19,791	20,000
0813408500	FRUIT, DRIED, NESOI, EX THAT OF HEADING 0801-0806	KG	19,771	52,700
0813500020	MIXTURES CONTAINING ONLY DRIED FRUITS OF CHAPTER 8	KG	62,824	206,397
0813500040	MIXTURES CONTAINING ONLY NUTS OF CHAPTER 8	KG	887	2,772
0813500060	MIXTURES OF NUTS OR DRIED FRUITS OF CHAP 8, NESOI	KG	235,475	642,456
0814000000	PEEL, CITRUS OR MELON, FRSH/FRZN/DRIED/PROVSL PRES	KG	30,253	26,586
	COFFEE, TEA, MATE AND SPICES.....	TOTAL	1,331,601	7,925,551
0901110000	COFFEE, NOT ROASTED, NOT DECAFFEINATED	KG	87,540	214,763
0901210000	COFFEE, ROASTED, NOT DECAFFEINATED	KG	108,259	377,033
0901220000	COFFEE, ROASTED, DECAFFEINATED	KG	5,743	39,878
0902300000	BLACK TEA FERMTD & PARTLY FERMTD TEA,PACKG NOV 3KG	KG	4,119	9,000
0903000000	MATE	KG	13,826	24,595
0904110000	PEPPER OF GENUS PIPER, NEITHER CRUSHED NOR GROUND	KG	38,712	55,492
0904120000	PEPPER OF THE GENUS PIPER, CRUSHED OR GROUND	KG	41,222	350,471
0904200000	FRUITS OF GENUS CAPSICUM OR PIMENTA, DRD/CRSH/GRND	KG	30,711	27,514
0905000000	VANILLA BEANS	KG	52,549	4,267,858
0907000000	CLOVES (WHOLE FRUIT, CLOVES AND STEMS)	KG	774	2,685
0909200000	SEEDS OF CORIANDER	KG	1,202	2,580
0909300000	SEEDS OF CUMIN	KG	18,956	18,580
0909500000	SEEDS OF FENNEL OR JUNIPER	KG	975	2,837
0910910000	MIXTURES OF SPICES REFERRED TO IN NOTE 1(B) CHAP 9	KG	2,844	8,834
0910990000	SPICES, NESOI	KG	924,169	2,523,431

TABLE - 1 SHIPMENTS OF MERCHANDISE FROM THE UNITED STATES TO PUERTO RICO,
BY COMMODITY: FISCAL YEAR 2001

COMM CODE	DESCRIPTION	UNIT	QUANTITY	VALUE - $
	CEREALS.....	TOTAL		94,490,689
1001100010	DURUM WHEAT SEED FOR SOWING	KG	18,537	5,000
1001902055	WHEAT AND MESLIN, EXCEPT SEED, NESOI	T	48,588	5,940,889
1002000000	RYE IN THE GRAIN	T	73	5,781
1003004010	BARLEY SEED FOR SOWING	KG	5,143	4,246
1004000010	OATS SEED FOR SOWING	KG	18,915	5,000
1004000080	OATS, EXCEPT SEED	T	581	92,851
1005100010	CORN (MAIZE), SEED, YELLOW CORN	KG	379,330	508,223
1005100090	CORN (MAIZE), OTHER THAN YELLOW CORN, SEED, NESOI	KG	12,078	13,843
1005902020	YELLOW DENT CORN (MAIZE), U. S. NO. 1, EXCEPT SEED	T	41,359	3,517,247
1005902030	YELLOW DENT CORN (MAIZE), U. S. NO. 2 EXCEPT SEED	T	153,930	13,595,608
1005902045	YELLOW DENT CORN (MAIZE), U S NO. 4, EXCEPT SEED	T	24,992	2,213,576
1005902070	CORN (MAIZE) YELLOW DENT, NESOI, EXCEPT SEED	T	67,521	6,223,838
1005904040	POPCORN, UNPOPPED, EXCEPT SEED	KG	1,106,953	1,328,192
1005904060	CORN (MAIZE) EXCLUDING SWEET CORN NESOI EX SEED	T	865	130,267
1006100000	RICE IN THE HUSK (PADDY OR ROUGH)	KG	13,262,532	1,740,632
1006202000	RICE, BASMATI, HUSKED (BROWN)	KG	103,844	24,037
1006204020	RICE, LONG GRAIN, HUSKED (BROWN)	KG	190,013	86,763
1006204040	RICE, MEDIUM GRAIN, HUSKED (BROWN)	KG	1,071,384	266,503
1006204080	RICE, MIXTURES OF HUSKED (BROWN), ANY SIZE GRAIN	KG	40,049	18,588
1006301020	RICE, SEMI OR WHOLLY MILLED, PARBOILED, LONG GRAIN	KG	393,835	162,929
1006301040	RICE, SEMI/WHOLLY MILLED, PARBOILD NESOI INC MXTRS	KG	1,342,123	967,050
1006309010	RICE, SEMI/WHOLLY MILLED, NESOI, LONG GRAIN	KG	23,221,344	12,046,824
1006309020	RICE, SEMI/WHOLLY MILLED, NESOI, MEDIUM GRAIN	KG	106,922,489	28,435,298
1006309030	RICE, SEMI/WHOLLY MILLED, NESOI, SHORT GRAIN	KG	10,422,453	5,581,563
1006309040	RICE, SEMI/WHOLLY MILLED, NESOI MIXTURES OF GRAINS	KG	2,114,257	664,846
1006400000	RICE, BROKEN	KG	38,065	11,555
1007000040	GRAIN SORGHUM EXCEPT SEEDS FOR SOWING	T	980	176,250
1008200000	MILLET	KG	1,641,000	1,014,389
1008300000	CANARY SEED	KG	40,984	27,000
1008900040	CEREALS, NESOI	KG	5,282,019	9,681,901
	PRODUCTS OF THE MILLING INDUSTRY; MALT; STARCHES; INULIN; WHEAT GLUTEN.....	TOTAL	58,000,218	29,222,390
1101000000	WHEAT OR MESLIN FLOUR	KG	29,278,263	8,074,854
1102100000	RYE FLOUR	KG	19,922	7,350
1102200000	CORN (MAIZE) FLOUR	KG	491,014	261,650
1102300000	RICE FLOUR	KG	3,478	5,000
1102900000	CEREAL FLOURS OTHER THAN OF WHEAT OR MESLIN, NESOI	KG	4,515,126	1,264,545
1103110040	GROATS AND MEAL OF WHEAT, NESOI	KG	12,280	3,331
1103130020	GROATS AND MEAL OF CORN (MAIZE), CORNMEAL	KG	562,232	193,283
1103130060	GROATS AND MEAL OF CORN (MAIZE), NESOI	KG	1,258,984	409,859
1103290000	PELLETS OF CEREAL, NESOI	KG	94,028	28,530
1104110000	GRAINS, ROLLED OR FLAKED, OF BARLEY	KG	821,089	974,193
1104120000	GRAINS, ROLLED OR FLAKED, OF OATS	KG	343,809	238,873
1104190000	GRAINS ROLLD/FLAKD OF CEREAL EX RICE OF 1006,NESOI	KG	2,239,012	1,705,373
1104220000	GRAINS WORKED (HULLD PEARLD SLICED KIBBLD) OF OATS	KG	123,696	42,962
1104230000	GRAINS WORKED (HULLD PEARLD SLICED KIBBLD) OF CORN	KG	57,742	63,163
1105100000	FLOUR, MEAL AND POWDER OF POTATOES	KG	156,844	191,672
1105200000	FLAKES OF POTATOES	KG	239,824	278,611
1106100000	FLOUR MEAL AND POWDER OF DRIED LEGUMINOUS VEG 0713	KG	34,007	72,042
1106200000	FLOUR MEAL & POWDER OF SAGO, ROOTS/TUBERS OF 0714	KG	974,806	1,520,018
1106300000	FLOUR, MEAL & POWDER OF THE PRODUCTS OF CHAPTER 8	KG	549,142	424,143
1107100000	MALT, NOT ROASTED	KG	4,121,168	1,219,639
1107200000	MALT, ROASTED	KG	189,998	66,080
1108110000	STARCH, WHEAT	KG	106,596	102,000
1108120000	STARCH, CORN (MAIZE)	KG	4,669,140	3,868,316
1108130000	STARCH, POTATO	KG	26,295	31,263
1108140000	STARCH, CASSAVA (MANIOC)	KG	69,797	38,000
1108190000	STARCHES, NESOI	KG	6,626,780	7,639,040
1109000000	WHEAT GLUTEN, WHETHER OR NOT DRIED	KG	415,146	498,600

TABLE - 1 SHIPMENTS OF MERCHANDISE FROM THE UNITED STATES TO PUERTO RICO,
BY COMMODITY: FISCAL YEAR 2001

COMM CODE	DESCRIPTION	UNIT	QUANTITY	VALUE - $
	OIL SEEDS AND OLEAGINOUS FRUITS; MISCELLANEOUS GRAINS, SEEDS AND FRUITS; INDUSTRIAL OR MEDICINAL PLANTS; STRAW AND FODDER.....	TOTAL		14,255,285
1201000020	SOYBEAN SEEDS FOR SOWING	KG	30,928	15,000
1202100000	PEANUTS (GROUND-NUTS) RAW, IN SHELL	KG	95,388	108,399
1202200040	PEANUTS (GROUND-NUTS) RAW SHELLED W/NT BRKN, NESOI	KG	145,920	116,452
1206000020	SUNFLOWER SEEDS WHETHER/NOT BROKEN, FOR OIL STOCK	KG	371,516	196,370
1206000035	SUNFLOWER SEEDS FOR SOWING, FOR OIL STOCK	KG	20,277	10,000
1206000040	SUNFLOWER SEEDS FOR SOWING, EXCEPT FOR OIL STOCK	KG	22,226	10,000
1206000061	SUNFLOWER SEEDS FOR HUMAN USE, IN SHELL, NESOI	KG	492,986	273,670
1206000069	SUNFLOWER SEEDS FOR HUMAN USE, SHELLED, NESOI	KG	60,412	36,609
1207200010	COTTON SEEDS FOR SOWING	KG	676,615	170,780
1207200090	COTTON SEEDS, EXCEPT FOR SOWING	KG	2,232,365	623,311
1207400000	SESAME SEEDS, WHETHER OR NOT BROKEN	KG	47,037	36,921
1207500000	MUSTARD SEEDS, WHETHER OR NOT BROKEN	KG	55,582	51,701
1207990090	OIL SEEDS & OLEAGINOUS FRUITS W/NT BROKEN, NESOI	KG	11,598	8,335
1208100000	FLOURS AND MEALS OF SOYBEANS	KG	55,220,234	11,005,808
1208900000	FLOUR & MEAL OIL SEED/OLEAGINOUS FRT EX MSTD NESOI	KG	170,022	77,562
1209190000	BEET SEED USED FOR SOWING EXCEPT SUGAR BEET SEED	KG	9,600	25,769
1209210040	ALFALFA (LUCERNE) SEED FOR SOWING EXCEPT CERTIFIED	KG	4,176	10,126
1209290020	BENT GRASS (GENUS AGROSTIS) SEED FOR SOWING	KG	26,599	79,470
1209290025	BERMUDA GRASS SEED, HUSKED, USED FOR SOWING	KG	17,015	72,200
1209290026	BERMUDA GRASS SEED FOR SOWING, NESOI	KG	11,619	36,964
1209290040	ORCHARD GRASS SEED FOR SOWING	KG	739	4,645
1209290075	GRASS SEEDS OF A KIND FOR SOWING, NESOI	KG	26,386	57,700
1209290096	SEEDS OF FORAGE PLANTS FOR SOWING, NESOI	KG	21,238	10,233
1209300010	PETUNIA SEEDS FOR SOWING	KG	1,066	3,288
1209300020	PANSY SEEDS FOR SOWING	KG	20	5,420
1209300080	SEEDS HERB PLANTS PRNCPLY FLOWERS,FOR SOWNG,NESOI	KG	217	39,466
1209914000	ONION SEEDS FOR SOWING	KG	3,564	30,668
1209915000	PARSLEY SEED OF A KIND USED FOR SOWING	KG	660	3,200
1209916010	SWEET PEPPER SEEDS FOR SOWING	KG	1,980	9,600
1209916090	PEPPER SEEDS FOR SOWING, NESOI	KG	2,498	12,111
1209918055	PUMPKIN SEED OF A KIND USED FOR SOWING	KG	18,170	55,700
1209918070	TOMATO SEEDS FOR SOWING	KG	4,502	64,500
1209918090	VEGETABLE SEEDS OF A KIND USED FOR SOWING, NESOI	KG	29,275	87,158
1209994090	SEEDS, FRUITS AND SPORES, USED FOR SOWING, NESOI	KG	68	23,173
1210100000	HOP CONES FRSH/DRIED, NOT GROUND POWDRD OR PELLETS	KG	504	3,611
1210200020	HOP CONE PELLETS, FRESH OR DRIED	KG	19,411	87,370
1210200040	HOP CONES GROUND OR POWDERED, FRESH/DRIED; LUPULIN	KG	622	3,750
1211908025	SUBSTNCES PRNCPLY USED AS/IN MEDICAMNT NESOI FR/DR	KG	30,019	46,025
1211908400	HERBAL TEAS & INFUSIONS (SINGLE SPECIES, UNMIXED)	KG	17,888	14,136
1211909000	PLANTS & PARTS, NESOI, FRSH/DRIED USED PERFUMY ETC	KG	22,949	37,754
1212300000	APRICOT PEACH OR PLUM STONES/KERNEL, EDIBLE, NESOI	KG	2,318	6,900
1212990000	VEGETBLE PRODCTS (INC UNRT CHICORY RT) EDIBLE NESO	KG	69,099	154,736
1214100060	ALFALFA (LUCERNE) MEAL AND PELLETS, NESOI	T	1,436	187,484
1214900010	ALFALFA HAY,NESOI,WHETHER OR NOT DOUBLE COMPRESSED	T	956	215,315
1214900015	HAY, NESOI, WHETHER OR NOT IN THE FORM OF PELLETS	T	644	125,895
	LAC; GUMS, RESINS AND OTHER VEGETABLE SAPS AND EXTRACT.....	TOTAL	3,326,591	7,536,950
1301100000	LAC/SHELLAC/STICK LAC/SEED LAC/BUTTON LAC/OTHR LAC	KG	281,630	770,564
1301200000	GUM ARABIC	KG	244,753	731,024
1301900000	NATURAL GUMS, GUM RESINS, RESINS AND BALSAMS NESOI	KG	1,705,314	2,506,789
1302110000	VEGETABLE SAPS AND EXTRACTS, OPIUM	KG	6,217	45,071
1302120000	VEGETABLE SAPS AND EXTRACTS OF LICORICE	KG	4,564	4,427
1302140000	VEGTBL SAP & EXTRACT OF PYRETHRUM/RTS CNT ROTENONE	KG	2,729	50,560
1302190000	VEGETABLE SAPS AND EXTRACTS, NESOI	KG	698,800	3,051,947
1302200000	PECTIC SUBSTANCES, PECTINATES AND PECTATES	KG	2,817	30,280
1302310000	AGAR-AGAR	KG	18,190	50,800
1302390000	MUCILAGE & THICKNER W/N MODIFIED,FRM VEG PRD NESOI	KG	361,577	295,488

TABLE - 1 SHIPMENTS OF MERCHANDISE FROM THE UNITED STATES TO PUERTO RICO,
BY COMMODITY: FISCAL YEAR 2001

COMM CODE	DESCRIPTION	UNIT	QUANTITY	VALUE - $
	VEGETABLE PLAITING MATERIALS; VEGETABLE PRODUCTS NOT ELSEWHERE SPECIFIED OR INCLUDED.....	TOTAL		430,289
1401100000	BAMBOO, USED PRIMARILY FOR PLAITING	X		35,411
1401200000	RATTANS USED PRIMARILY FOR PLAITING	X		28,211
1402100000	KAPOK USED PRIMARILY AS STUFFING OR PADDING	KG	1,911	17,357
1402901000	VEGETABLE HAIR USED PRIMARILY AS STUFFING OR PADDI	KG	21,265	20,820
1402909000	VEGETABLE MATERIALS FOR STUFFING OR PADDING, NESOI	KG	1,582	2,987
1404100000	RAW VEGETBLE MATERIALS USED IN DYEING OR TANNING	KG	105	3,600
1404200000	COTTON LINTERS	KG	26,117	10,898
1404900000	VEGETABLE PRODUCTS NEOSI	KG	218,397	311,005
	ANIMAL OR VEGETABLE FATS AND OILS AND THEIR CLEAVAGE PRODUCTS; PREPARED EDIBLE FATS;ANIMAL OR VEGETABLE WAXES.....	TOTAL	83,344,065	76,960,916
	ANIMAL OR VEGETABLE FATS AND OILS AND THEIR CLEAVAGE PRODUCTS; PREPARED EDIBLE FATS; ANIMAL OR VEGETABLE WAXES.....	TOTAL	83,344,065	76,960,916
1501000020	LARD	KG	4,673,686	3,400,802
1501000080	OTHER PIG FAT AND POULTRY FAT, RENDERED, NESOI	KG	208,577	220,024
1502000020	TALLOW, EDIBLE	KG	393,955	170,949
1502000040	TALLOW, INEDIBLE	KG	2,177,609	879,373
1502000060	FATS OF BOVINE ANMLS SHEEP/GOAT EX TALLOW RAW/RNDR	KG	23,185	13,280
1503000000	LARD STEARIN/LARD OIL/ETC NT EMULSIFIED OR PREPRD	KG	228,130	119,275
1505100000	WOOL GREASE, CRUDE	KG	10,847	21,760
1505900000	WOOL GREASE EX CRUDE & FATTY SUBSTNCS INCL LANOLIN	KG	67,613	198,055
1506000000	ANIMAL FAT & OIL & FRACTION NESOI NT CHEM MODIFIED	KG	2,683,595	551,492
1507100000	SOYBEAN OIL & FRACTIONS, CRUDE, WHETH/NOT DEGUMMED	KG	458,597	210,533
1507904020	SOYBEAN OIL, ONCE-REFINED NOT CHEMICALLY MODIFIED	KG	1,921,548	335,492
1507904050	SOYBEAN OIL, FULLY REFINED, NT CHEMICALLY MODIFIED	KG	12,489,395	12,883,709
1508900000	PEANUT (GROUND-NUT) OIL, REFINED, NT CHEM MODIFIED	KG	93,374	120,328
1509102000	OLIVE OIL, VIRGIN, N/CHEM MODIFD, IN CONT <18 KG	KG	56,705	113,758
1509104000	OLIVE OIL,VIRGIN, N/CHEM MODIFD, IN CONT 18KG/OVER	KG	183,069	216,110
1509902000	OLIVE OIL, REFINED, N/CHEM MODIFD, IN CONT <18 KG	KG	117,335	436,212
1509904000	OLIVE OIL,REFINED, N/CHEM MODIFD,IN CONT 18KG/OVER	KG	608	3,939
1512110020	SUNFLOWER-SEED OIL, CRUDE, NOT CHEMICALLY MODIFIED	KG	15,642	10,000
1512110040	SAFFLOWER OIL, CRUDE, NOT CHEMICALLY MODIFIED	KG	67,110	108,000
1512210000	COTTONSEED OIL CRUDE W/NT GOSSYPOL HAS BEEN REMOVD	KG	304,286	88,085
1512290040	COTTONSEED OIL, FULLY REFINED, NOT CHEMLY MODIFIED	KG	13,744	5,964
1513110000	COCONUT (COPRA) OIL, CRUDE, NOT CHEMICLLY MODIFIED	KG	15,903	10,000
1513190000	COCONUT (COPRA) OIL, REFINED, NT CHEMCLLY MODIFIED	KG	38,519	31,496
1514100000	RAPESEED/COLZA/MUSTARD OIL & FRACTIONS, CRUDE	KG	576	2,805
1514900000	RAPESEED/COLZA/MUSTARD OIL & FRACTIONS, REFINED	KG	60,158	61,665
1515190000	LINSEED OIL, REFINED, NOT CHEMICALLY MODIFIED	KG	1,690,505	1,160,074
1515210000	CORN (MAIZE) OIL, CRUDE, NOT CHEMICALLY MODIFIED	KG	3,448,589	3,604,456
1515290020	CORN (MAIZE) OIL, ONCE-REFINED, NT CHEM MODIFIED	KG	4,964,193	2,038,644
1515290040	CORN (MAIZE) OIL, FULLY REFINED, NT CHEM MODIFIED	KG	5,051,085	2,695,842
1515300000	CASTOR OIL, WHETHER/NOT REFINED, NT CHEM MODIFIED	KG	29,825	28,930
1515600000	JOJOBA OIL WHETHER OR NOT REFINED NT CHEM MODIFIED	KG	619	15,000
1515900000	FIXED VEGETABLE FATS & OILS NESOI NT CHEM MODIFIED	KG	12,926,160	11,813,615
1516100000	ANIMAL FATS AND OILS HYDROGENATED ETC NOT PREPARED	KG	7,073	16,982
1516200000	VEGETABLE FATS & OILS/FRACTIONS HYDROGENATED ETC	KG	4,805,991	5,169,374
1517100000	MARGARINE, EXCLUDING LIQUID MARGARINE	KG	14,641,087	12,178,731
1517903020	SALAD & COOKING OILS, EDBL ARTFL MXTRS (1501-1515)	KG	589,498	662,928
1517903040	BAKN/FRYN FATS WHOLLY VEGTLB OILS EDBL ARTFL MXTRS	KG	316,489	616,878
1517903060	BAKING OR FRYING FATS, EDIBLE ARTFL MXTRS, NESOI	KG	218,405	231,666
1517903080	ARTIFICAL MXTRS EDIBLE ANML/VEGE FATS & OILS NESOI	KG	242,847	187,369
1517904015	SALAD & COOKING OIL, PARTIALLY HYDROGENATED, NESOI	KG	3,019,490	1,780,228
1517904035	SOYBEAN OIL, WHOLLY HYDROGENATED, EDIBLE, NESOI	KG	2,187,637	1,390,495
1517904055	COTTONSEED OIL, WHOLLY HYDROGENATED, EDIBLE, NESOI	KG	167,054	71,392
1517904085	EDIBLE ANIMAL/VEGETBLE FATS & OILS NESOI (EX 1516)	KG	929,327	10,657,818

TABLE - 1 SHIPMENTS OF MERCHANDISE FROM THE UNITED STATES TO PUERTO RICO,
BY COMMODITY: FISCAL YEAR 2001

COMM CODE	DESCRIPTION	UNIT	QUANTITY	VALUE - $
1518000000	ANML/VEG FATS & OILS CHEM MODIFIED; INEDBL MXT ETC	KG	81,900	96,993
1520000000	GLYCEROL (GLYCERINE) CRUDE; GLYCEROL WATER & LYES	KG	1,668,427	2,127,074
1521900000	BEESWAX AND OTHER INSECT WAXES AND SPERMACETI	KG	45,258	170,203
1522000000	DEGRAS; RESIDUES FROM FATTY SUBSTNCS/ANML/VEG WAXS	KG	8,840	33,118
	PREPARED FOODSTUFFS; BEVERAGES, SPIRITS AND VINEGAR; TOBACCO AND MANUFACTURED TOBACCO SUBSTITUTES.....	TOTAL		1,329,904,352
	PREPARATIONS OF MEAT, OF FISH, OR OF CRUSTACEANS, MOLLUSCS OR OTHER AQUATIC INVERTEBRATES.....	TOTAL	45,045,988	102,155,224
1601000010	SAUSAGES & SIMILAR PRDTS, OF POULTY, OF CHICKEN	KG	1,523,722	3,238,636
1601000020	SAUSAGES & SIMILAR PRDTS, OF OTHER POULTY	KG	915,924	1,985,925
1601000090	SAUSAGES & SIMILAR PRDTS, OTHER THAN POULTRY, OTHR	KG	4,672,281	12,232,003
1602100000	HOMOGENIZED PREPS OF MEAT, MEAT OFFAL OR BLOOD	KG	21,025	77,428
1602310020	PREPARED MEALS OF TURKEY	KG	152,458	174,197
1602310050	OTH PRPRD/PRSRVD TURKEY MEAT, PRFRMD PTES OR SMLR	KG	144,432	358,872
1602310090	OTH PRPRD/PRSRVD TURKEY MEAT, OTHER	KG	945,639	2,027,352
1602320020	PREPARED MEALS OF CHICKEN OF HEADING 0105	KG	979,519	3,276,380
1602320035	OTHR PRPD/PRSVD CHKN MEAT, PSTE OF CHKN, MSC	KG	44,500	151,374
1602320050	OTHR PRPD/PRSVD CHKN MEAT, PRFMD PATIES & SMLR PRD	KG	898,967	2,799,522
1602320090	OTHER PREPARED/PRESERVED CHICKEN MEAT, OTHER	KG	3,494,460	11,147,185
1602390025	PREP MEALS, POULTRY OF HEADING 0105 EX TURKY/CHICK	KG	2,742,880	4,652,533
1602390045	MEAT/OFFAL (EX LVR) POULTRY OF 0105 NESOI PRP/PRS	KG	13,407,089	18,423,076
1602411000	HAMS, CUTS CONTAINING CEREAL OR VEG, PREP OR PRES	KG	560,604	3,978,335
1602412000	HAMS AND CUTS OF SWINE, BONED/COOKED AIRTIGHT CNTR	KG	1,421,487	2,522,689
1602419000	HAMS AND CUTS THEREOF NESOI, PREPARED OR PRESERVED	KG	1,453,223	3,513,546
1602424000	SHOULDERS AND CUTS THEREOF NESOI, PREPARED, PRESVD	KG	1,814	6,320
1602491000	OFFAL OF SWINE (EX LIVER) PREPARED OR PRESERVED	KG	21,546	12,350
1602492000	SWINE MEAT NESOI BONED/COOKED CND NO CEREAL OR VEG	KG	710,690	1,282,507
1602494000	SWINE MEAT NESOI, NO CEREAL OR VEGS, PREP OR PRES	KG	97,972	181,823
1602497000	SWINE MEAT PREP OR PRES INCL MXTRS, NESOI	KG	180,943	309,560
1602509020	PREP MEALS OF MEAT OF BOVINE ANMLS WITH CEREAL/VEG	KG	1,495,900	4,842,955
1602509500	MEAT OR MEAT OFFAL OF BOVINE ANMLS NESOI PREP/PRES	KG	5,384,790	13,696,720
1602900000	ANML MEAT NESOI BLOOD PREPS OF ANY ANML, PREP/PRES	KG	991,572	2,512,451
1603009500	EXTRACT/JUICES OF FISH, CRUSTACEANS, MOLLUSCS ETC	KG	91,893	231,460
1604112000	SALMON, WHOLE/PIECES, IN OIL IN AIRTIGHT CONTAINER	KG	1,185	9,120
1604114010	CHUM (DOG) SALMON, NOT IN OIL, CANNED	KG	26,028	61,050
1604114020	PINK (HUMPIE) SALMON, NOT IN OIL, CANNED	KG	75,841	249,960
1604114030	SOCKEYE SALMON, NOT IN OIL, CANNED	KG	4,785	34,614
1604114040	SALMON, NESOI, NOT IN OIL, CANNED	KG	88,410	201,996
1604114050	SALMON, WHOLE OR IN PIECES, BUT NOT MINCED, NESOI	KG	20,030	34,986
1604130000	SARDINES/SARDINELLA/BRISLING NOT MINCED, PREP/PRES	KG	2,038	9,360
1604140000	TUNAS/SKIPJACK/ATLANTIC BONITO NT MINCED PREP/PRES	KG	837,863	1,685,933
1604195500	FISH STICKS, FILLETS ETC, BREADED/COATED ETC	KG	37,241	81,477
1604197000	FISH WHOLE/PIECES, NOT MINCED, PREP OR PRES, NESOI	KG	18,814	44,501
1604200500	PRODUCTS, MEAT CRUSTACEAN/MOLLUSCS ETC, PREP MEALS	KG	928,281	2,228,430
1604201300	FISH PASTES; BALLS, CAKES AND PUDDINGS	KG	1,018	17,912
1604204500	FISH STICKS ETC OF MINCED FISH, BREADED/COATED ETC	KG	62,986	192,580
1604206000	FISH, PREPARED OR PRESERVED, NESOI	KG	69,092	340,577
1604300000	CAVIAR AND CAVIAR SUBSTITUTES	KG	25,135	207,007
1605100500	CRAB PRODUCTS CONTAINING FISH MEAT; PREPARED MEALS	KG	125	6,000
1605102040	CRABMEAT, PREPARED, NESOI, IN AIRTIGHT CONTAINERS	KG	98,316	312,799
1605104005	SNOW CRABMEAT, C. OPILIO (SMALL), PREP, FROZEN	KG	6,887	20,000
1605104020	CRABMEAT, NESOI, PREPARED, FROZEN	KG	1,633	18,960
1605200500	SHRIMP, PRAWN PRODUCTS WITH FISH MEAT; PREP MEALS	KG	133,059	731,035
1605201010	SHRIMPS AND PRAWNS, FROZEN, IN AIRTIGHT CONTAINERS	KG	19,404	150,400
1605201025	SHRIMPS AND PRAWNS, PREPARED, FROZEN, NESOI	KG	148,543	1,378,419
1605201040	SHRIMPS AND PRAWNS, CANNED	KG	34,195	285,235
1605201050	SHRIMPS AND PRAWNS, PREPARED OR PRESERVED, NESOI	KG	19,980	49,521
1605301040	LOBSTER, PREPARED OR PRESERVED, NESOI	KG	17,480	132,394
1605900500	MOLLUSCS ETC PRODUCTS WITH FISH MEAT; PREP MEALS	KG	1,635	18,259
1605901500	CLAMS, PREPARED OR PRESERVED	KG	3,767	8,000
1605906050	LOLIGO SQUID, PREPARED OR PRESERVED	KG	4,535	4,000

TABLE - 1 SHIPMENTS OF MERCHANDISE FROM THE UNITED STATES TO PUERTO RICO,
BY COMMODITY: FISCAL YEAR 2001

COMM CODE	DESCRIPTION	UNIT	QUANTITY	VALUE - $
1605906055	SQUID EXCEPT LOLIGO, PREPARED OR PRESERVED	KG	2,352	5,500
	SUGARS AND SUGAR CONFECTIONARY.....	TOTAL		63,223,057
1701110000	CANE SUGAR, RAW, SOLID FORM, W/O ADDED FLAV/COLOR	KG	4,307,194	1,452,921
1701911020	CANE/BEET SUG REF SOLID FLV/CLR, BEV BASE, RETAIL	KG	214,767	280,408
1701911040	CANE/BEET SUG REF SOLID FLV/CLR BEV BASE NT RETAIL	KG	183,254	389,781
1701913020	CANE/BT SUG REF SOLID, FLV/CLR EXC BEV BASE RETAIL	KG	68,699	61,232
1701913040	CANE/BEET SUG REF SOLID FLV/CLR NOT RETAIL NESOI	KG	25,639	54,390
1701992020	CANE/BEET SUG REF/IMP SUG DRAWBK NO FLV/CLR RETAIL	KG	11,401,932	7,870,151
1701992040	CANE/BEET SUG REF/IMP SUG DRAWBK NO FLV/CLR/RETAIL	KG	11,000,289	7,013,907
1701994000	CANE/BEET SUGAR, SOLID, REFINED, NO FLV/CLR, NESOI	KG	825,899	746,758
1702110000	LACTOSE & LACTOSE SYRUP CONT 99% MORE LACTSE BY WT	KG	2,649,377	3,930,298
1702190000	LACTOSE IN SOLID FORM AND LACTOSE SYRUP, NESOI	KG	17,071,181	6,606,620
1702200000	MAPLE SUGAR AND MAPLE SYRUP	KG	739,572	191,559
1702300020	GLUCOSE (DEXTROSE)	KG	7,039,976	3,451,770
1702300040	GLUCOSE SYRUP, LESS THAN 20% FRUCTOSE IN DRY STATE	KG	423,281	152,221
1702400000	GLUCOSE & GLUCOSE SYRUP CONTAINING 20-49% FRUCTOSE	KG	27,713,407	6,069,919
1702500000	CHEMICALLY PURE FRUCTOSE IN SOLID FORM	KG	48,554	96,153
1702600050	FRUCTOSE SYRUP, > 50% BY WEIGHT OF FRUCTOSE, NESOI	KG	698,851	225,985
1702600060	FRUCTOSE, IN SOLID FORM, NESOI CONT OV 50% FRUCTSE	KG	1,164,836	602,238
1702904500	SUGARS AND SYRUPS, NESOI, DERIV FR SGR CANE/BEETS	KG	1,312,537	394,463
1702905000	SUG/SYRUP NT FLAV/COLR NESOI; ARTFL HONEY; CARAML	KG	35,666,020	12,937,178
1703100000	CANE MOLASSES FROM EXTRACTION OR REFINING OF SUGAR	L	103,097	7,825
1703900000	MOLASSES FROM EXTRACTION/REFING SUGAR, NESOI	KTS	893,966	335,000
1704100000	CHEWING GUM, WHETHER OR NOT SUGAR COATED	KG	1,472,738	4,880,075
1704903000	CONFECTIONS/SWEETMEATS, READY FR CONSUMPTN, NO COC	KG	703,931	2,071,848
1704907000	SUGAR CONFECTIONERY, WITHOUT COCOA, NESOI	KG	2,850,523	3,400,357
	COCOA AND COCOA PREPARATIONS.....	TOTAL	12,271,439	28,333,409
1801000000	COCOA BEANS, WHOLE OR BROKEN, RAW OR ROASTED	KG	21,543	302,365
1803200000	COCOA PASTE, WHOLLY OR PARTLY DEFATTED	KG	1,633	3,613
1805000000	COCOA POWDER, NOT SWEETENED	KG	174,851	192,719
1806100000	COCOA POWDER CONT ADDED SUGAR OR OTHER SWEETENING	KG	2,887,624	4,059,088
1806206000	CONFECTIONERS COATINGS/PRODS 6.8% COCOA SOLID BULK	KG	529,807	1,079,536
1806209000	COCOA PREPARATIONS IN BULK FORM, NESOI	KG	254,294	602,793
1806310040	CHOC/COCOA PREP CONFECTNRY BLK/BAR NOTOV2KG FILLED	KG	972,476	1,796,857
1806310080	CHOC/COCOA PREP NONCNFCTNRY BLK/BAR NTOV2KG FILLED	KG	8,778	18,555
1806321000	CHOC/COCOA PREP CONFCTNRY BLK/BAR NTOV2KG NT FILLD	KG	115,760	382,059
1806323550	CHOC/COCOA PREP BAR ETC NTOV2KG EXC FILLD/CNFCTNRY	KG	517,221	2,207,738
1806900063	CONFECTIONERY, COCOA FOOD PREPS, NESOI, FOR RETAIL	KG	6,092,653	16,410,399
1806900073	COCOA PREPS EXCEPT CONFECTIONERY NESOI, FOR RETAIL	KG	357,768	695,975
1806900083	CONFECTIONERY, COCOA FOOD PREPS, NESOI, NOT RETAIL	KG	187,689	174,489
1806900093	COCOA PREPS, NESOI, NOT FOR RETAIL, EX/CONFETIONEY	KG	149,342	407,223
	PREPARATIONS OF CEREALS, FLOUR, STARCH OR MILK; BAKERS WARES.....	TOTAL	74,749,717	131,907,207
1901100000	PREPARATIONS FOR INFANT USE, FOR RETAIL SALE	KG	9,079,529	18,512,124
1901200005	MIXES AND DOUGHS FOR COOKIES, WAFFLES AND WAFERS	KG	1,386,684	2,434,338
1901200015	MIXE & DOUGH FOR PASTRY/CAKE/GINGERBREAD/PUDDING	KG	2,185,534	3,488,090
1901200025	MIXES & DOUGHS, NESOI, CONTAIN < 40% COCOA POWDER	KG	1,797,032	2,519,603
1901901500	MALT EXTRACT	KG	224,178	176,828
1901902500	PUDDINGS READY TO EAT WITHOUT FURTHER PREPARATION	KG	229,847	338,758
1901903040	ARTICLES OF MILK OR CREAM NESOI	KG	3,552,079	7,142,310
1901909082	CORN-SOYA MILK BLENDS	KG	10,621,267	2,124,909
1901909085	WHEAT-FLOUR-SOYA BLENDS	KG	683,872	169,252
1901909500	FOOD PREPARATIONS FLOUR, STARCH, DAIRY ETC, NESOI	KG	2,732,359	7,060,641
1902112000	PASTA WITH EGG UNCOOKED NOT STUFFED OR OTHRWSE PRE	KG	1,078,641	1,473,666
1902114000	PASTA WITH EGG NESOI SAUCE NOT STUFFED/OTHRWS PREP	KG	779,896	1,124,149
1902192000	PASTA NO EGG UNCOOKED NOT STUFFED OR OTHRWISE PREP	KG	104,769	151,358
1902194000	PASTA NO EGG NESOI INCL SAUCE NT STUFF/OTHRWS PREP	KG	38,159	61,756
1902200020	PASTA, STUFFED, CANNED	KG	265,331	243,912
1902200040	PASTA STUFFED, FROZEN, WHETHER OTHERWISE PREPARED	KG	57,804	174,976
1902200060	PASTA STUFFED WHETHER COOKED/OTHERWISE PREP, NESOI	KG	19,505	25,000

TABLE - 1 SHIPMENTS OF MERCHANDISE FROM THE UNITED STATES TO PUERTO RICO,
BY COMMODITY: FISCAL YEAR 2001

COMM CODE	DESCRIPTION	UNIT	QUANTITY	VALUE - $
1902300020	PASTA, CANNED, NESOI	KG	771,603	1,527,565
1902300040	PASTA, FROZEN, NESOI	KG	354,673	648,282
1902300060	PASTA, NESOI	KG	617,421	804,123
1903000000	TAPIOCA AND SUBSTITUTES FROM STARCH IN FLAKES, ETC	KG	49,257	58,256
1904100040	SWELLING/ROASTING CEREAL/CEREAL PRODUCT CONT SUGAR	KG	2,170,729	3,991,988
1904100080	SWELLING/ROASTING CEREAL/CEREAL PRODUCT, NO SUGAR	KG	713,733	985,026
1904200000	PREP FOOD FROM UNROASTED CEREAL FLAKES/MIXTURES	KG	104,405	319,454
1904900020	CEREAL NOT CORN GRAIN FORM PRECOOK/OTHRWS PREP FRZ	KG	799,181	2,318,263
1904900040	CEREAL NT CORN GRAIN FORM PRECOOK/OTHWS PREP NESOI	KG	517,862	1,241,470
1905100000	CRISPBREAD	KG	321,288	219,666
1905300020	SWEET BISCUITS, WAFFLES AND WAFERS, FROZEN	KG	848,499	1,551,750
1905300040	SWEET BISCUITS, WAFFLES AND WAFERS, NESOI	KG	4,293,599	6,181,287
1905400000	RUSKS, TOASTED BREAD AND SIMILAR TOASTED PRODUCTS	KG	127,792	236,317
1905901041	PASTRY/CAKE ETC & PUDDING, W/NT CONT CHOC ETC FRZN	KG	7,427,308	14,819,870
1905901049	BREAD/BISCUIT ETC, W/NT CONTAIN CHOC ETC FROZEN	KG	4,084,324	6,083,115
1905901050	PASTRY/CAKE/PUDDING WHETHER/NT CONT CHOC ETC NESOI	KG	2,835,873	6,573,174
1905901080	BREAD/BISCUITS/SIMILAR BAKED PRODUCTS, NESOI	KG	2,958,007	6,272,398
1905909030	CORN CHIPS AND SIMILAR CRISP SAVORY SNACK FOODS	KG	9,506,823	27,041,227
1905909060	PIZZA AND QUICHE	KG	1,031,491	2,771,583
1905909090	COMMUNION/SEALING WAFER RICE PPR EMPTY CAPSULE ETC	KG	379,363	1,040,723
	PREPARATIONS OF VEGETABLES, FRUIT, NUTS, OR OTHER PARTS OF PLANTS.....	TOTAL		140,742,171
2001100000	CUCUMBERS, GHERKINS, PREP/PRES VINEGAR/ACETIC ACID	KG	694,252	617,766
2001200000	ONIONS, PREPARED/PRESERVED BY VINEGAR/ACETIC ACID	KG	19,958	10,000
2001900000	VEGT/FRUIT/NUTS ETC NESOI PREP/PRES BY VINEGAR ETC	KG	1,838,567	2,111,545
2002100000	TOMATOES WHOLE/PIECES PREP/PRES EX VINEGAR ETC	KG	495,280	506,599
2002900060	TOMATO PASTE	KG	8,014,329	5,969,823
2002900080	TOMATOES NESOI PREP/PRES EX BY VINEGAR/ACETIC ACID	KG	220,441	272,243
2003100000	MUSHROOMS PREP/PRES EX BY VINEGAR/ACETIC ACID	KG	46,501	81,539
2003200000	TRUFFLES, PREP/PRES EXCEPT BY VINEGAR/ACETIC ACID	KG	235,874	110,000
2004108020	POTATOES, FRENCH FRIED, FROZEN	KG	6,126,999	4,158,022
2004108060	POTATOES (EX FRENCH FRIES) PREP/PRES NESOI, FROZEN	KG	695,078	744,467
2004901000	ANTIPASTO, PREPARED OR PRESERVED NESOI, FROZEN	KG	25,699	46,000
2004908000	BEANS, PREPARED OR PRESERVED NESOI, FROZEN	KG	211,325	146,653
2004909020	CARROTS, PREPARED OR PRESERVED NESOI, FROZEN	KG	59,031	38,976
2004909040	SWEET CORN, PREPARED OR PRESERVED NESOI, FROZEN	KG	10,125	16,129
2004909060	PEAS, PREPARED OR PRESERVED NESOI, FROZEN	KG	9,023	12,000
2004909080	VEGETABLES INCL MIXTURES NESOI PREP/PRES NESOI FRZ	KG	5,844,989	8,387,042
2005100000	VEGETABLES, HOMOGENIZED NOT FROZ (SUBHEADNG NTE 1)	KG	1,288,301	2,159,504
2005200020	POTATO CHIPS, PREPARED OR PRESERVED NESOI NOT FROZ	KG	192,719	465,931
2005200040	POTATO GRANULES, PREPRD OR PRESRVD NESOI, NOT FROZ	KG	57,390	68,887
2005200070	POTATOES NESOI, PREPRD OR PRESRVD NESOI, NOT FROZN	KG	2,966,841	2,980,935
2005400000	PEAS (PISUM SATIVUM) PREP/PRES NESOI, NOT FROZEN	KG	343,984	397,359
2005514020	BEANS (EX BLACK-EYE COWPEAS) SHELLED, DRIED CANNED	KG	1,029,172	428,843
2005514040	BEANS NESOI, SHELLED, PREP/PRES NESOI, NOT FROZEN	KG	235,201	281,152
2005590000	BEANS, NOT SHELLED, PREP/PRES NESOI, NOT FROZEN	KG	2,971,116	2,404,104
2005600000	ASPARAGUS, PREPARED OR PRESERVED NESOI, NOT FROZEN	KG	108,615	325,689
2005700000	OLIVES PREP/PRES EX VINEGAR/ACETIC ACID NOT FROZEN	KG	680	2,582
2005800000	SWEET CORN, PREPARED/PRESERVED NESOI, NOT FROZEN	KG	3,143,407	3,636,898
2005903000	SAUERKRAUT, PREPARED OR PRESERVED NESOI, NOT FROZN	KG	500,971	682,696
2005906550	PREPARED/PRESERVED VETETABLES, NOT FROZEN, NESOI	KG	7,648,762	7,694,862
2006005550	VGTBLS/FRUIT/NUTS/FRUIT-PEEL ETC, PRSRVD BY SUGAR	KG	204,675	274,077
2007100000	HOMOGENIZED PREPARATNS OF FRUIT (SUBHEADNG NOTE 2)	KG	3,095,646	3,789,032
2007911000	CITRUS FRUIT PASTES AND PUREES, COOKD W/N SWEETEND	KG	42,504	60,503
2007916000	CITRUS FRUIT JAMS/JELLIES/MARMALADES, COOKED PREPS	KG	427,979	515,347
2007998000	FRUIT/NUT PASTES & PUREES NESOI COOKED W/N SWEETND	KG	496,421	390,383
2007999000	JAMS/FRUIT JELLIES/MARMALADES NESOI, COOKED PREPS	KG	806,589	1,301,413
2008111000	PEANUT BUTTER	KG	84,576	200,058
2008112000	PEANUTS, BLANCHED	KG	1,486	4,637
2008119000	PEANUTS (GROUND-NUTS) PREPARED OR PRESERVED NESOI	KG	94,333	229,694
2008191040	CASHEWS, PREPARED OR PRESERVED NESOI	KG	1,335	7,794
2008193020	PISTACHIOS, PREPARED OR PRESERVED NESOI	KG	27,214	78,363
2008194000	ALMONDS, PREPARED OR PRESERVED NESOI	KG	22,476	114,413
2008198500	MIXTURES NUTS PEANUTS OR OTH SEEDS PREP/PRES NESOI	KG	52,271	174,050

TABLE - 1 SHIPMENTS OF MERCHANDISE FROM THE UNITED STATES TO PUERTO RICO,
BY COMMODITY: FISCAL YEAR 2001

COMM CODE	DESCRIPTION	UNIT	QUANTITY	VALUE - $
2008199500	NUTS OR SEEDS NESOI, OTHERWISE PREP/PRES, NESOI	KG	33,054	53,554
2008200000	PINEAPPLES, PREPARED OR PRESERVED NESOI	KG	1,259,861	1,161,839
2008307000	GRAPEFRUIT, PREPARED OR PRESERVED NESOI	KG	14,555	12,000
2008309000	CITRUS FRUITS, NESOI, OTHERWISE PREPARED/PRESERVED	KG	92,164	159,088
2008400000	PEARS, OTHERWISE PREPARED OR PRESERVED, NESOI	KG	1,540,315	1,764,458
2008500000	APRICOTS, OTHERWISE PREPARED OR PRESERVED, NESOI	KG	54,332	63,021
2008600020	CHERRIES, MARASCHINO, PREPARED OR PRESERVED NESOI	KG	209,489	324,540
2008600040	CHERRIES, SWEET VARIETIES, PREPARED/PRESERVD NESOI	KG	20,770	35,000
2008700000	PEACHES, OTHERWISE PREPARED OR PRESERVED, NESOI	KG	1,221,674	1,605,592
2008800000	STRAWBERRIES, PREPARED OR PRESERVED NESOI	KG	45,467	22,455
2008910000	PALM HEARTS, PREPARED OR PRESERVED NESOI	KG	19,512	50,000
2008922550	MIXTURE FRUIT/NUTS/ETC PREP CEREAL PRODUCTS, NESOI	KG	1,441,798	3,501,140
2008924000	MIX OF FRUIT, NUTS, ETC NESOI OTHERWISE PREP/PRES	KG	1,611,080	2,593,754
2008991910	WILD BLUEBERRIES, CANNED	KG	571	3,326
2008991990	BERRIES, NESOI, OTHERWISE PREP OR PRES, NESOI	KG	630	3,326
2008997000	FRUIT/EDBL PLANT PRTS NESOI OTHWSE PREP/PRES NESOI	KG	2,245,135	2,561,559
2009110020	ORANGE JUICE UNFERMNTD FROZEN CNTR UNDER .946LITER	L	1,080,662	530,929
2009110040	ORANGE JUICE UNFERMNTD FROZEN CNTNRS .946-3.785L	L	1,027,463	871,419
2009110060	ORANGE JUICE UNFERMNTD FROZEN CNTRS OVER 3.785L	L	729,201	435,740
2009190000	ORANGE JUICE, UNFERMENTED, NOT FROZEN	L	2,210,219	1,644,484
2009204020	GRAPEFRUIT JUICE UNFERMENTED, NESOI, FROZEN	L	576,920	335,982
2009205000	GRAPEFRUIT JUICE, UNFERMENTED, NOT FROZEN	L	398,794	269,736
2009303000	CITRUS JUICE SINGLE FRUIT UNFRMNTD NESOI NT CNCNTD	L	11,813,153	2,133,132
2009306020	LEMON JUICE, UNFERMENTED, CONCENTRATED, FROZEN	L	86,185	40,603
2009306040	LEMON JUICE, UNFERMENTED, CONCENTRATED, NOT FROZEN	L	31,085	23,047
2009308000	CITRUS JUICE UNMIXED UNFERMTD, CONCENTRATED, NESOI	L	1,402,058	1,120,261
2009402000	PINEAPPLE JUICE UNFRMNTD NOT CNCNTRD OR NOV 3.5 CN	L	112,328	51,997
2009404000	PINEAPPLE JUICE, UNFERMENTED, NESOI, FROZEN	L	536,977	366,287
2009500000	TOMATO JUICE (DRY WEIGHT CONTENT LESS THAN 7%)	L	98,345	37,613
2009600020	GRAPE JUICE & MUST, UNFERMENTED, NOT CONCENTRATED	L	4,985,375	1,395,962
2009600040	GRAPE JUICE & MUST UNFERMNTD CONCENTRATED FROZEN	L	643,431	897,620
2009600060	GRAPE JUICE & MUST UNFERMNTD CONCENTRTD NOT FROZEN	L	2,035,054	2,169,916
2009700010	APPLE JUICE, UNFERMENTED, CONCENTRATED, FROZEN	L	120,726	173,871
2009700020	APPLE JUICE, UNFERMENTED, CONCENTRATED, NOT FROZEN	L	237,311	351,312
2009700090	APPLE JUICE, UNFERMENTED, NOT CONCENTRATED	L	1,379,633	985,734
2009800000	JUICE OF ANY SINGLE FRUIT/VEGTBLE UNFERMENTD NESOI	L	37,824,544	24,811,873
2009902000	MIXTURES OF VEGETABLE JUICES, UNFERMENTED	L	2,143,333	1,039,724
2009904000	MIXTURES OF FRUIT JUICES, UNFERMENTED	L	81,334,852	35,242,267
	MISCELLANEOUS EDIBLE PREPARATIONS.....	TOTAL		466,568,471
2101112126	INSTANT COFFEE N/FLAVORED/DECAF PACKAGED REATIL	KG	34,792	128,167
2101112941	COFFEE EXTRACTS ETC AND PREP,NESOI,PKG FOR RETAIL	KG	4,479	44,150
2101112949	COFFEE EXTRACTS & PREP, NESOI, NOT PKG FOR RETAIL	KG	3,063	23,404
2101120000	COFFEE EXTRACTS/ESSENCES/CONCENTRATES $ PREP	KG	183,669	240,141
2101200020	SOLUBLE/INSTANT TEA/MATE CONT NO SUGAR/CEREAL/ETC	KG	236,289	763,785
2101200040	TEA OR MATE EXTRACTS/CONCENTRATES & PREPS, NESOI	KG	703,779	1,594,522
2102100000	YEASTS, ACTIVE	KG	641,419	593,918
2102200000	YEASTS, INACTIVE; OTH SINGLE-CELL DEAD MICRO-ORGNM	KG	55,628	151,858
2102300000	BAKING POWDERS, PREPARED	KG	28,129	65,000
2103100000	SOY SAUCE	KG	152,234	190,286
2103202000	TOMATO KETCHUP	KG	5,571,920	4,998,763
2103204000	TOMATO SAUCES, NESOI	KG	7,507,587	7,736,384
2103300000	MUSTARD FLOUR AND MEAL AND PREPARED MUSTARD	KG	3,992,055	4,393,332
2103909020	MAYONNAISE	KG	4,484,862	8,687,938
2103909040	SALAD DRESSINGS, NESOI	KG	1,259,785	1,709,845
2103909070	MIXED CONDIMENTS AND MIXED SEASONINGS	KG	9,912,754	23,977,539
2103909090	SAUCES AND PREPARATIONS THEREFOR, NESOI	KG	16,067,190	24,097,615
2104100020	SOUPS, BROTHS AND PREPARATIONS THEREOF, DRIED	KG	2,408,812	3,794,919
2104100040	SOUPS/BROTHS/PREPS OF, BASED ON FISH/SEAFD, NT DRD	KG	654,842	674,178
2104100060	SOUPS, BROTHS & PREPS THEREOF, NESOI, EX DRIED	KG	1,612,056	3,062,329
2104200000	HOMOGENIZED COMPOSITE FOOD PREPARATIONS (NOTE 3)	KG	2,325,364	5,632,960
2105000010	ICE CREAM, WHETHER OR NOT CONTAINING COCOA	KG	11,839,461	33,087,016
2105000060	EDIBLE ICE, WHETHER OR NOT CONTAINING COCOA, NESOI	KG	95,967	159,815
2106100000	PROTEIN CONCENTRATES & TEXTURED PROTEIN SUBSTANCES	KG	1,029,056	3,697,421
2106901650	COMPOUND ALCOHOLIC PREP FOR MANUFACTURE BEVERAGES	KG	1,794,044	2,451,058

TABLE - 1 SHIPMENTS OF MERCHANDISE FROM THE UNITED STATES TO PUERTO RICO,
BY COMMODITY: FISCAL YEAR 2001

COMM CODE	DESCRIPTION	UNIT	QUANTITY	VALUE - $
2106904800	ORANGE JUICE FORTIFD W/VITAMN/MINERAL CONCENTRATED	L	7,937,798	6,250,570
2106905200	SINGLE FRUIT/VEG JUICE FORTI W/VITAM/MIN CONCENTRD	L	6,504,198	5,177,622
2106905400	MIX FRUIT/VEG JUICE FORTI W/VITAM/MIN CONCENTRATED	L	824,425	644,944
2106905800	FOOD PREPARATIONS OF GELETIN, NESOI	KG	56,526	160,842
2106906571	PREPS FOR MANUF BEVERAGES CONT ASPARTAME/SACCHARIN	KG	421,580	3,724,252
2106906572	PREPS FOR MANUF BEVERAGES CONT CANE/BEET SUGAR	KG	515,890	1,089,606
2106906573	PREPARATIONS FOR MANUFACTURE OF BEVERAGES, NESOI	KG	5,000,233	8,507,494
2106906575	COFFEE WHITENERS, NON-DAIRY	KG	30,501	62,574
2106906580	CREAM OR MILK SUBSTITUTES, NESOI	KG	622,731	2,067,320
2106906585	CONFECTIONERY INCL GUM CONTNG SYNTHETIC SWEETENERS	KG	1,245,319	6,496,004
2106906587	HERBAL TEAS & HERBAL INFUSIONS OF MIXED HERBS	KG	57,871	369,666
2106906592	FOOD PREPARATIONS, NESOI, CANNED	KG	32,753,003	76,655,480
2106906595	FOOD PREPARATIONS, NESOI, FROZEN	KG	24,617,016	63,180,478
2106907020	EDIBLE PREPS, NOT CANNED/FROZEN, CONT SUGAR, NESOI	KG	33,577,654	65,093,188
2106907090	EDIBLE PREPS, NOT CANNED/FRZN, N/CONT SUGAR, NESOI	KG	56,280,204	95,132,088
	BEVERAGES, SPIRITS AND VINEGAR.....	TOTAL		273,875,171
2201100000	WATER, MINERAL & AERATED NATRL/ARTFCL NT SWTN/FLAV	L	2,922,064	1,411,526
2201900000	WATERS NOT SWEETND OR FLAVORED NESOI; ICE AND SNOW	T	1,840	1,832,497
2202100020	CARBONATED SOFT DRINKS, CONTNG ASPARTAME/SACCHARIN	L	16,620,870	3,365,540
2202100040	CARBONATED SOFT DRINKS, NESOI	L	27,974,144	5,393,259
2202100060	WATERS INCL MINERAL & AERATED, SWTND/FLAVORD NESOI	L	16,308,276	5,028,772
2202901500	MILK-BASED DRINKS, NONALCOHOLIC	L	482,513	457,067
2202903400	ORANGE JUICE FORTI W/VITAMIN/MINERAL N/CONCENTRATE	L	1,545,136	1,344,113
2202903600	SINGLE FRUIT/VEG JUICE FORTI W/VIT/MIN N/CONCENTRD	L	1,530,139	1,256,051
2202903800	MIX FRUIT/VEGE JUICE FORTI W/VITAM/MIN N/CONCENTRD	L	1,633,003	1,359,559
2202909010	NONALCOHOLIC BEER	L	303,311	301,941
2202909090	BEVERAGES NONALCOHOLIC NESOI EXCL FRUIT/VEGT JUICE	L	27,241,417	17,619,420
2203000000	BEER MADE FROM MALT	L	257,200,662	207,677,424
2204100000	SPARKLING WINE OF FRESH GRAPES	L	2,086,362	2,566,629
2204212000	EFFERVESCENT WINE OF FRSH GRAPE IN CNTR 2L OR LESS	L	32,201	24,196
2204214000	GRAPE WINE NESOI NOV 14% ALCOHOL CNTRS 2L OR LESS	L	3,164,266	7,398,612
2204217000	GRAPE WINE NESOI OVER 14% ALCOHOL CNTRS 2L OR LESS	L	173,557	171,220
2204290020	GRAPE WINE NESOI NOV 14% ALCOHOL CNTRS OV 2 LITERS	L	44,667	48,229
2204290040	GRAPE WINE NESOI OVER 14% ALCOHOL CNTRS OV 2LITERS	L	116,121	102,926
2205100000	VERMOUTH/GRPE WINE FLAVORED WTH PLANTS ETC CTR 2L<	L	98,576	104,199
2205900000	VERMOUTH/GRAPE WINE FLAVORED WTH PLANTS ETC OV 2LS	L	145,682	109,400
2206007000	FERMENTED BEVERAGES, NESOI	L	553,993	803,788
2207103000	ETHYL ALCOHOL UNDENATURED 80%/HIGHER, FOR BEVERAGE	PFL	601,183	264,517
2207106000	ETHYL ALCOHOL, UNDENATURED 80%/HIGHER, NONBEVERAGE	L	7,840,315	4,063,919
2207200000	ETHYL ALCOHOL & OTH SPIRITS DENATURED ANY STRENGTH	L	11,581,154	6,608,017
2208200000	GRAPE BRANDY	PFL	12,504	53,200
2208306020	WHISKIES, BOURBON, CONTAINERS NOT OVER 4 LITERS EA	PFL	2,793	23,034
2208306040	WHISKIES, BOURBON, CONTAINERS OVER 4 LITERS EACH	PFL	22,323	44,200
2208309020	WHISKIES EX BOURBON, CONTAINERS NOT OVER 4 LITERS	PFL	116,390	322,900
2208400030	RUM AND TAFIA, CONTAINERS NOT OVER 4 LITERS EACH	PFL	391,154	468,456
2208400050	RUM AND TAFIA, CONTAINERS OVER 4 LITERS	PFL	997,840	780,575
2208500000	GIN AND GENEVA	PFL	36,291	30,000
2208600000	VODKA	PFL	131,170	228,923
2208700000	LIQUEURS AND CORDIALS	PFL	43,689	317,657
2208904600	KIRSCHWASSER AND RATAFIA	PFL	78,062	286,733
2208909000	OTHER SPIRITUOUS BEVERAGES, NESOI	PFL	722,278	1,504,768
2209000000	VINEGAR & SUBSTITUTES FOR VINEGAR FROM ACETIC ACID	L	1,758,177	501,904
	RESIDUES AND WASTE FROM THE FOOD INDUSTRIES; PREPARED ANIMAL FEED.....	TOTAL		51,818,336
2301100000	FLOUR MEAL & PELLET MEAT/MEAT OFFAL INEDIB; GREAVE	T	836	759,068
2301200000	FLOUR MEAL & PELLET OF FISH CRUSTACEANS ETC INEDIB	T	32	21,196
2302300000	BRAN SHARPS & OTH RESIDUE DERIVED FRM MILLNG WHEAT	T	5,059	340,904
2303100010	CORN GLUTEN FEED, WHETHER OR NOT IN PELLETS	T	4,954	370,870
2303100020	CORN GLUTEN MEAL, WHETHER OR NOT IN PELLETS	T	222	61,500
2303100040	RESIDUES OF STARCH MANUFCTR & SIMLR RESIDUES NESOI	T	258	270,889
2303200040	BEET-PULP NESOI, BAGASSE & OTH WASTE OF SUGAR MFGR	T	4,339	558,469
2303300000	BREWING OR DISTILLING DREGS AND WASTE, W/NT PELLET	T	805	91,899

TABLE - 1 SHIPMENTS OF MERCHANDISE FROM THE UNITED STATES TO PUERTO RICO,
BY COMMODITY: FISCAL YEAR 2001

COMM CODE	DESCRIPTION	UNIT	QUANTITY	VALUE - $
2304000000	SOYBEAN OILCAKE & OTH SOLID RESIDUE, WH/NOT GROUND	KG	19,093,236	4,256,079
2306100000	COTTON SEED OILCAKE & OTH SOLID RESIDUE W/N GROUND	KG	1,907,436	796,245
2306300000	SUNFLOWER SEED OILCAKE & OTH SOLID RESIDUE W/N GRD	KG	145,823	69,000
2306700000	CORN GERM OILCAKE OTHR SOLID RESIDUE WH/NOT GROUND	KG	246,195	22,253
2306900000	VEGETABLE OILCAKE & SOLID RESIDUE NESOI W/NT GRND	KG	171,442	61,229
2307000000	WINE LEES; ARGOL	KG	18,170	151,668
2308908020	CITRUS PULP PELLETS OF A KIND USED IN ANIMAL FEED	T	404	132,502
2308909000	VEGETABLE MATRLS/WASTE/RESIDUE/BY-PRODUCTS NESOI	KG	8,643,020	2,095,724
2309100000	DOG AND CAT FOOD, PUT UP FOR RETAIL SALE	KG	33,363,379	21,671,355
2309901010	PET FOOD PUT UP FOR RETAIL SALE EX DOG & CAT FOOD	KG	13,429,959	8,261,484
2309901020	POULTRY FEEDS, PREPARED	T	3,982	1,127,893
2309901030	DAIRY CATTLE FEED, PREPARED	T	295	65,500
2309901040	LIVESTOCK FEED, PREPARED, NESOI	T	518	293,951
2309901050	MIXED FEEDS OR MIXED FEED INGREDIENTS, ANML, NESOI	T	19,507	5,966,333
2309903010	MILK REPLACER, OF A KIND USED IN ANIMAL FEEDING	KG	174,426	201,596
2309908500	PREPARATIONS USED IN ANIMAL FEEDING NESOI	KG	7,207,970	4,170,729
	TOBACCO AND MANUFACTURED TOBACCO SUBSTITUTES.....	TOTAL		71,281,306
2401102040	TOBACCO NOT STEM/STRIP OVER 35% WRAPPER TOB, NESOI	KG	194,224	1,442,343
2401105340	CIGAR BINDER TOBACCO, NOT STEM/STRIP <35% WRAPPER	KG	13,309	102,075
2401109570	TOBACCO NESOI NOT STEM/STRIP, LESS THAN 35% WRPPR	KG	484	10,000
2401202040	TOBACCO NESOI STEM/STRIP NOT THRESHED OV 35% WRPPR	KG	13,058	36,554
2401205040	DARK-FIRED KY/TENN TOB STEM/STRIP NT THRESH <35%WR	KG	81,533	314,550
2401206040	TOBACCO NESOI FROM CIGAR LEAF, THRESHED STEM/STRIP	KG	2,144	13,720
2401208080	TOBACCO NESOI, THRESHED, PARTLY/WHOLLY STEM/STRIP	KG	4,758,129	28,031,777
2401305000	TOBACCO STEMS	KG	180,862	539,971
2401309000	TOBACCO REFUSE, NESOI	KG	200,315	513,843
2402103030	SMALL CIGARS/CHEROOTS/CIGARILLOS WITH TOB <$.15 EA	THS	829	81,044
2402107000	CIGAR/CHEROOT/CIGARILLO CONTAINING TOBACCO NESOI	THS	1,798	461,635
2402200000	CIGARETTES CONTAINING TOBACCO	THS	1,955,069	30,886,658
2402900000	CIGAR/CHEROOT/CIGARILLO/CIGS OF TOB SUBSTITS NESOI	THS	1,168	36,708
2403100020	PIPE TOBACCO, IN RETAIL-SIZED PACKAGES	KG	6,037	32,519
2403100040	SMOKING TOBACCO, EX/PIPE TOBACCO, RETAIL-SIZED PKG	KG	8,981	48,451
2403100060	SMOKING TOBACCO, NESOI	KG	412,260	3,661,805
2403910000	HOMOGENIZED OR RECONSTITUTED TOBACCO	KG	479,391	3,245,911
2403990065	PARTIALLY MANUFACTURED, BLENDED OR MIXED TOBACCO	KG	499,576	1,821,742
	MINERAL PRODUCTS.....	TOTAL		118,829,322
	SALT; SULFUR; EARTHS AND STONE; PLASTERING MATERIALS, LIME AND CEMENT.....	TOTAL		21,708,227
2501000000	SALT INCL TABL A DENTRD, PURE SODM CHLOR, SEA WTR	T	26,858	5,956,412
2502000000	UNROASTED IRON PYRITES	T	63	23,593
2503000090	SULFUR, REFINED, NT SUBLIMED, PRECIPTD OR COLLOIDL	T	25	2,903
2504100000	NATURAL GRAPHITE IN POWDER OR IN FLAKES	KG	128,190	153,638
2504900000	NATURAL GRAPHITE EXCEPT POWDER OR FLAKES	KG	19,251	26,737
2505100000	SILICA SANDS AND QUARTZ SANDS, NATURAL	T	1,678	985,504
2505900000	SANDS, NATURAL, NESOI	T	5,862	342,943
2506100000	QUARTZ (OTHER THAN NATURAL SANDS)	T	3	21,340
2506290000	QUARTZITE, OTHER, NOT CRUDE OR ROUGHLY TRIMMED	T	24	3,283
2507000000	KAOLIN AND OTHER KAOLINIC CLAYS, INCL CALCINED	T	1,467	545,928
2508100000	BENTONITE, INCLUDING CALCINED	T	8,285	448,311
2508200000	DECOLORIZING EARTHS AND FULLER'S EARTH INCL CALCND	T	32	51,855
2508300000	FIRE CLAY INCLUDING CALCINED	T	66	68,500
2508400010	COMMON BLUE CLAY AND OTHER BALL CLAYS	T	1,372	61,485
2508400050	CLAYS, OTHER	T	2,013	720,901
2511100000	NATURAL BARIUM SULFATE (BARYTES)	T	16	12,952
2512000000	SILICEOUS FSSL MLS A ERTHS W SPEC GRAV OF 1 O LSS	T	159	52,629
2513110000	PUMICE, CRUDE OR IN IRREG PCS INCL CRUSHED (ABRSVE	KG	1,975	47,142
2513190000	PUMICE, EXCEPT CRUDE OR CRUSHED, ABRASIVE	KG	1,709	14,619
2515120000	MARBLE AND TRAVERTINE CUT IN BLOCKS OR SLABS	T	45	53,063
2515200000	CALCRS MNMTL OR BLDG STONE NESOI; ALABASTER	T	2	10,000
2516110000	GRANITE, CRUDE OR ROUGHLY TRIMMED	T	79	99,254

TABLE - 1 SHIPMENTS OF MERCHANDISE FROM THE UNITED STATES TO PUERTO RICO,
BY COMMODITY: FISCAL YEAR 2001

COMM CODE	DESCRIPTION	UNIT	QUANTITY	VALUE - $
2516120000	GRANITE, CUT INTO BLOCKS OR SLABS	T	324	298,764
2516220000	SANDSTONE, CUT INTO BLOCKS OR SLABS	T	1	2,560
2516900000	BASALT, PORPHYRY AND OTHER MNMNTL OR BLDG STONE	T	932	93,632
2517100015	PEBBLES AND GRAVEL, CRUSHED OR BROKEN	T	3,829	178,395
2517100020	LIMESTONE (EXCPT PBBLS & GRAVL) CRUSHED OR BROKEN	T	12,947	391,847
2517100055	STONE, CRUSHED OR BROKEN, NESOI	T	642	479,419
2517200000	MACADAM OF SLAG, DROSS OR SIMILAR IND WASTE	T	350	10,485
2517410000	MARBLE GRANULES, CHIPPINGS AND POWDER	T	21,395	1,306,079
2517490000	STONE GRANULES, CHIPPINGS A PWDRS (EX MRBL) NESOI	T	830	155,128
2519100000	NATURAL MAGNESIUM CARBONATE	T	535	202,118
2519905000	MAGNESIUM OXIDES, OTHER	KG	196,137	774,407
2520100000	GYPSUM; ANHYDRITE	T	343	94,321
2520200000	PLASTERS CONSTNG OF CALCND GYPSUM OR CALCM SULFATE	T	6,874	1,967,126
2521000000	LMESTN FLUX; LMSTN A OTH CAL STO USD MFR LIME, CMT	T	704	345,364
2522100000	QUICKLIME	KG	15,875	12,696
2523100000	CEMENT CLINKERS	T	36	18,250
2523210000	WHITE PORTLAND CEMENT WHTHR OR NT ART COLORED	T	122	210,995
2523290000	PORTLAND CEMENT EXCEPT WHITE PORTLAND CEMENT	T	4,467	388,772
2523300000	ALUMINOUS CEMENT	T	24	7,000
2523900000	HYDRAULIC CEMENT, OTHER, NESOI	T	22,084	1,289,082
2524000000	ASBESTOS	T	4	5,291
2525100000	CRUDE MICA AND MICA RIFTED INTO SHEETS OR SPLTTNGS	KG	3,367	66,000
2526100000	NATURAL STEATITE AND TALC, NT CRSHD, NT PWDRD	KG	145,969	57,426
2526200000	NATURAL STEATITE AND TALC, CRUSHED OR POWDERED	T	10,547	1,281,112
2527000000	NATURAL CRYOLITE; NATURAL CHIOLITE	T	1	5,102
2528100000	NATRL SODIUM BORATES A CNCNTRTS, WHETH O NT CALCND	KG	421,186	213,240
2528900000	NATURAL BORATES AND NATURAL BORIC ACID NESOI	KG	99,929	136,400
2529100000	FELDSPAR	T	3	6,967
2529300000	LEUCITE; NEPHELINE AND NEPHELINE SYENITE	T	221	61,923
2530100000	VERMICULITE, PERLITE AND CHLORITES, UNEXPANDED	KG	39,860	46,474
2530200000	KIESERITE, EPSOM SALTS (NATURAL MAGNESIUM SULFATE)	KG	796,224	1,323,300
2530400000	NATURAL MICACEOUS IRON OXIDES	KG	4,777	8,578
2530900015	EARTH COLORS	KG	43,698	135,898
2530900060	OTHER MINERAL SUBSTANCES NESOI	KG	229,820	431,084
	ORES, SLAG, AND ASH.....	TOTAL		1,923,175
2601110030	IRON ORE NONAGGLOMERATED CONCENTRATES	T	13	8,154
2601200000	ROASTED IRON PYRITES	T	364	62,128
2603000010	COPPER ORES AND CONCENTRATES, COPPER CONTENT	KG	26,146	94,836
2603000015	COPPER ORES & CONCENTRATES: PRECIOUS METAL CONTENT	GM	876	10,500
2603000035	COPPER ORES AND CONCENTRATES, OTHER METAL CONTENT	KG	3,756	11,734
2604000080	NICKEL ORES & CONCNTRTS: OTHR MTL CONTNT NT PREC	KG	5,435	13,181
2605000000	COBALT ORES AND CONCENTRATES	KG	697	8,308
2606000030	BAUXITE, CALCINED REFRACTORY GRADE	T	4	5,000
2606000090	ALUMINUM ORES A CONCENTRATES NOT CALCINED BAUXITE	T	96	18,360
2607000020	LEAD ORES AND CONCENTRATES, LEAD CONTENT	KG	26,608	8,248
2607000025	LEAD ORES & CONCENTRATES: PRECIOUS METAL CONTENT	GM	11,000	35,669
2607000045	LEAD ORES AND CONCENTRATES, OTHER METAL CONTENT	KG	12,095	96,474
2608000030	ZINC ORES AND CONCENTRATES, ZINC CONTENT	KG	4,103	15,530
2608000055	ZINC ORES AND CONCENTRATES, OTHER METAL CONTENT	KG	16,325	102,798
2609000000	TIN ORES AND CONCENTRATES	T	34	60,793
2611000000	TUNGSTEN ORES AND CONCENTRATES	KG	665	10,305
2614000000	TITANIUM ORES AND CONCENTRATES	KG	15,823	4,905
2615903000	SYNTHETIC TANTALUM-NIOBIUM CONCENTRATES	KG	300	3,930
2615906030	NIOBIUM (COLUMBIUM) ORES AND CONCENTRATES	KG	1,999	13,980
2615906060	TANTALUM ORES AND CONCENTRATES	KG	271	5,951
2616100045	SILVER ORES AND CONCENTRATES, OTHER METAL CONTENT	X		112,834
2616900050	PREC MTL ORE A CON NESOI: OTHER PREC MTL CONTENT	GM	7,911	35,244
2616900070	PREC MTL ORE A CON NESOI: OTHER METAL CONTENT	X		220,655
2618000000	GRANULATED SLAG FR IRON OR STEEL MANUFACTURE	T	99	190,972
2619000000	SLAG, DROSS, SCALINGS A OTH WASTE FRM MANU IRN/STL	KG	19,371	82,368
2620190000	ASH AND RESIDUES, MAINLY ZINC EXC HARD ZINC SPLTER	CKG	15,217	8,000
2620400000	ASH AND RESIDUES CONTAINING MAINLY ALUMINUM	KG	20,611	5,000
2620500000	ASH AND RESIDUES NOT IOS MNFR, MAINLY VANADIUM	KG	20,611	5,000
2620900000	OTHER ASH AND RESIDUES, NESOI	KG	3,175	672,318

TABLE - 1 SHIPMENTS OF MERCHANDISE FROM THE UNITED STATES TO PUERTO RICO,
BY COMMODITY: FISCAL YEAR 2001

COMM CODE	DESCRIPTION	UNIT	QUANTITY	VALUE - $
	MINERALS FUELS, MINERAL OILS AND PRODUCTS OF THEIR DISTILLATION; BITUMINOUS SUBSTANCES; MINERAL WAXES.....	TOTAL		95,197,920
2701110000	ANTHRACITE COAL, NOT AGGLOMERATED	T	3,320	179,956
2701120050	BITUMINOUS COAL NT METALLURGICAL, NOT AGGLOMERATED	T	114	25,000
2701200000	BRIQUETTES, OVOIDS, SIMILAR SOLID FUELS FORM COAL	T	38,733	3,987,061
2702200000	AGGLOMERATED LIGNITE, EXCLUDING JET	T	682	30,000
2703000000	PEAT (INCLUDING PEAT LITTER), INCL AGGLOMRTD	T	511	91,955
2704000010	COKE AND SEMICOKE OF COAL FOR USE AS FUEL	T	1,764	173,489
2704000050	COKE/SEMICOKE OF LIGNITE OR PEAT; RETORT CARBON	T	1	3,049
2705000000	COAL GS,WTR GS, PRDCR GS ETC, EX PET GS A OTH GS H	KM3	65	4,232
2706000000	MINERAL TARS, INCLUDING RECONSTITUTED TARS	L	33,327	5,999
2707100000	BENZENE	L	9,836,615	3,712,059
2707200000	TOLUENE	L	979,081	385,713
2707300020	O-XYLENE	L	358,467	128,444
2707300060	OTHER XYLENES NESOI (EXCEPT 0- OR P-XYLENE	L	2,440,328	593,937
2707400000	NAPHTHALENE	L	66,507	22,612
2707500000	OTH AROM HYDCNS 65PCT AO DSTLS A 250DC ASTM D 86	L	27,909	9,489
2707602000	OTHER PHENOLS	KG	3,706	3,150
2707991000	LIGHT OIL	L	366,854	124,074
2708100000	PITCH FROM COAL AND OTHER MINERAL TARS	KG	64,827	182,516
2709001000	CRUDE PETROLEUM TESTING UNDER 25 DEGREES API	X		357,014
2709002000	CRUDE PETROLEUM TESTING 25 DEGREES API OR MORE	X		4,014
2710000505	NO 4 FUEL OIL UN 25 DEG API NT OVER 0.05 PCT SULFR	BBL	2,604	62,456
2710000520	HEAVY FUEL OILS UNDER 25 DEGREES API	BBL	1,175	16,096
2710000550	OTHER FUEL OILS UNDER 25 DEGREES API NESOI	BBL	2,236	78,989
2710001005	LT FUEL OIL 25 DEG API A OVER NT OVR .05 PCT SULFR	BBL	144,652	7,654,446
2710001007	LT FUEL OIL 25 DEG API A OVER, OVER 0.05 PCT SULFR	BBL	45,093	1,957,951
2710001015	NO 4 FUEL OIL 25 DEG A OV API NT OV 0.05 PCT SULFR	BBL	420	4,990
2710001510	LEADED GASOLINE	BBL	472	24,875
2710001514	UNLEADED GASOLINE, REFORMULATED	BBL	195,210	8,221,149
2710001518	UNLEADED GASOLINE, OTHER	BBL	93,574	3,744,323
2710001520	JET MOTOR FUEL, NAPHTHA-TYPE	BBL	1,554	39,852
2710001550	OTHER MOTOR FUELS NESOI	BBL	49,036	1,899,289
2710001800	MOTOR FUEL BLENDING STOCK	BBL	11	3,388
2710002000	KEROSENE, EXC MOTOR FUEL OR BLENDING STOCK	BBL	5,960	131,117
2710002500	NAPHTHAS, EXC MOTOR FUEL OR BLENDING STOCK	BBL	6,768,714	28,449,199
2710003010	AVIATION ENGINE LUBRICATING OILS	BBL	1,804	229,369
2710003020	AUTOMTVE, DSL OR MRNE ENGNE LUB OILS	BBL	124,729	12,176,614
2710003030	TURBINE LUBRICATING OIL, INCLUDING MARINE	BBL	27,106	4,482,340
2710003040	AUTOMOTIVE GEAR OILS	BBL	1,871	232,197
2710003050	STEAM CYLINDER OILS	BBL	425	19,942
2710003070	QUENCHING OR CUTTING OILS	BBL	796	65,685
2710003080	OTHER LUBRICATING OILS (EXCEPT GREASES)	BBL	25,486	2,596,066
2710003700	GREASES, LUBRICATING, WITH OR W/OUT ADDITIVES	BBL	25,966	4,047,066
2710005010	CONDENSATE DERIVED WHOLLY FROM NATURAL GAS	BBL	712	25,845
2710005030	WHITE MINERAL OIL, MEDICINAL GRADE	BBL	21,139	1,671,801
2710005040	WHITE MINERAL OIL, NOT MEDICINAL GRADE	BBL	2,290	262,257
2710005045	INSULATING OR TRANSFORMER OILS	BBL	2,388	130,293
2710005060	OTH PET OILS & OILS FRM BITUM MNRL,NT CRUDE, NESOI	X		2,930,286
2711110000	NATURAL GAS, LIQUEFIED	KM3	987	17,775
2711120000	PROPANE, LIQUEFIED	BBL	8,617	154,763
2711130000	BUTANES, LIQUEFIED	BBL	214	3,200
2711140000	ETHYLENE, PROPYLENE, BUTYLENE AND BUTADIENE LIQIFI	KG	36,667	64,582
2711190000	PET GASES A OTH GAS HYDCRBNS LIQ NESOI	X		763,631
2711210000	NATURAL GAS, GASEOUS	KM3	4,659	461,765
2711290000	PETROL GAS A OTH GAS HYDROCARBONS,GASEOUS, NESOI	X		417,419
2712100000	PETROLEUM JELLY	KG	480,965	522,880
2712200000	PARAFFIN WAX LESS THAN 0.75 PERCENT OIL	KG	78,247	116,560
2712900000	OTHER MINERAL WAXES, NESOI	KG	122,756	176,933
2713200000	PETROLEUM BITUMEN	T	24	4,025
2713900000	OTH RES OF PET OILS OR BITUMIN OILS	T	29	68,158
2714100000	BITUMINOUS OR OIL SHALE AND TAR SANDS	T	201	50,000
2714900000	BITUMEN A ASPHALT, ASPHALTITES AND ASPHALTIC ROCKS	T	70	27,325

TABLE - 1 SHIPMENTS OF MERCHANDISE FROM THE UNITED STATES TO PUERTO RICO,
BY COMMODITY: FISCAL YEAR 2001

COMM CODE	DESCRIPTION	UNIT	QUANTITY	VALUE - $
2715000000	BIT MIX FR NAT ASPH, NAT BIT,PET BIT,MIN TAR OR PT	T	929	1,167,260
	PRODUCTS OF THE CHEMICAL OR ALLIED INDUSTRIES.....	TOTAL		3,092,824,597
	INORGANIC CHEMICALS; ORGANIC OR INORGANIC COMPOUNDS OF PRECIOUS METALS, OF RARE-EARTH METALS, OF RADIOACTIVE ELEMENTS OR OF ISOTOPES.....	TOTAL		124,861,233
2801100000	CHLORINE	KG	19,531,024	5,624,984
2801200000	IODINE	KG	711	11,726
2801301000	FLORINE	KG	129	7,906
2801302000	BROMINE	KG	5,074	48,115
2803000010	CARBON BLACK	KG	277	3,000
2803000050	OTHER FORMS OF CARBON NESOI	KG	35,083	78,851
2804100000	HYDROGEN	KM3	9,253	191,252
2804210000	ARGON	KM3	3,471	258,025
2804290010	HELIUM	KM3	307	630,837
2804290050	OTHER RARE GASES	KM3	454	35,735
2804300000	NITROGEN	KM3	837	170,269
2804400000	OXYGEN	KM3	866	67,025
2804500010	BORON	KG	295	10,475
2804610000	SILICON CONTAIN BY WT NT < 99.99% OF SILICON	KG	30,883	1,784,025
2804691000	SILICON BETWEEN 99.99 PERCENT AND 99 PERCENT PURE	KG	2,448	3,451
2804695000	SILICON LESS THAN 99 PERCENT PURE	KG	11,878	42,845
2804700000	PHOSPHORUS	KG	10,345	19,872
2804800000	ARSENIC	KG	1	4,558
2805110000	SODIUM	KG	242,322	816,182
2805190000	ALKALI METALS EXCEPT SODIUM	KG	24,044	159,306
2805210000	CALCIUM	KG	76,096	105,616
2805220000	STRONTIUM AND BARIUM	KG	971	29,142
2805300000	RARE EARTH METAL,WHETTER/NT INTERMIX/INTERALLOYED	KG	4,394	12,874
2805400000	MERCURY	KG	7,587	43,299
2806100000	HYDROGEN CHLORIDE (HYDROCHLORIC ACID)	T	5,070	3,204,908
2806200000	CHLOROSULFURIC ACID	KG	400,086	240,999
2807000000	SULFURIC ACID AND OLEUM	T	3,099	1,054,485
2808000000	NITRIC ACID AND SULFONITRIC ACIDS	KG	447,798	223,322
2809200030	PHOSPHORIC ACID OTHER THAN FERTILIZER GRADE	T	282	339,137
2809200040	POLYPHOSPHORIC ACIDS	T	608	899,577
2810000000	OXIDES OF BORON AND BORIC ACID	T	45	37,544
2811110000	HYDROGEN FLUORIDE (HYDROFLUORIC ACID)	KG	9,881	36,524
2811190000	OTHER INORGANIC ACIDS, NESOI	KG	336,489	591,986
2811210000	CARBON DIOXIDE	T	2	18,612
2811220000	SILICON DIOXIDE	KG	461,995	1,676,452
2811230000	SULFUR DIOXIDE	KG	276	2,788
2811290000	INORGANIC OXYGEN COMPOUNDS OF NONMETALS, NESOI	KG	354,566	897,180
2812101000	PHOSPHORUS PENTACHLORIDE	KG	12,066	71,115
2812105010	PHOSPHORUS OXYCHLORIDE AND TRICHLORIDE	KG	33,215	91,872
2812105050	OTHER CHLORIDES AND CHLORIDE OXIDES OF NONMETALS	KG	14,408	100,449
2812900000	HALIDES & HALIDE OXIDES OF NONMETALS, NESOI	KG	37,702	77,524
2814200000	AMMONIA IN AQUEOUS SOLUTION	T	700	781,259
2815110000	SOLID SODIUM HYDROXIDE (CAUSTIC SODA)	KG	544,400	1,429,170
2815120000	SODIUM HYDROXIDE IN AQUEOUS SOLUTION	KG	57,801,848	8,662,770
2815200050	POTASSIUM HYDROXIDE (CAUSTIC POTASH), SOLID	KG	262,541	614,662
2815200090	POTASSIUM HYDROXIDE (CAUSTIC POTASH), EXCEPT SOLID	KG	219,309	917,223
2815300000	PEROXIDES OF SODIUM OR POTASSIUM	KG	126,655	414,220
2816100000	MAGNESIUM HYDROXIDE AND MAGNESIUM PEROXIDE	KG	570,855	1,227,864
2816300000	BARIUM OXIDES,HYDROXIDES AND PEROXIDES	KG	263	7,285
2817000000	ZINC OXIDE AND ZINC PEROXIDE	KG	224,790	683,328
2818100000	ARTIFICIAL CORUNDUM	KG	664	3,278
2818200000	ALUMINUM OXIDE, EXCEPT ARTIFICIAL CORUNDUM, NESOI	KG	966,783	607,678
2818300000	ALUMINUM HYDROXIDE	KG	1,241,878	1,793,772
2819100000	CHROMIUM TRIOXIDE	KG	4,999	12,687
2819900000	CHROMIUM OXIDE & HYDRIDE, EXC CHROM TRIOXIDE,NESOI	KG	31,289	58,362
2821100005	SYNTHETIC PIGMENTS OF IRON OXIDES AND HYDROXIDES	KG	155,972	338,375

TABLE - 1 SHIPMENTS OF MERCHANDISE FROM THE UNITED STATES TO PUERTO RICO,
BY COMMODITY: FISCAL YEAR 2001

COMM CODE	DESCRIPTION	UNIT	QUANTITY	VALUE - $
2821100050	IRON OXIDES AND HYROXIDES, NESOI	KG	51,813	100,491
2821200000	EARTH COLOR CONT>= 70% BY WT COMBINE IRON AS FE2O3	KG	31,177	13,595
2822000000	COBALT OXIDE & HYDROXIDE; COMMERCIAL COBALT OXIDES	KG	144	16,905
2823000000	TITANIUM OXIDES	KG	95,297	270,936
2824900000	LEAD OXIDES, NESOI	KG	30,273	145,627
2825100000	HYDRAZINE & HYDROXYLAMINE & THEIR INORGANIC SALTS	KG	28,751	171,205
2825200000	LITHIUM OXIDE AND HYDROXIDE	KG	20,226	207,110
2825300010	VANADIUM PENTOXIDE (ANHYDRIDE)	CKG	4,585	40,019
2825300050	VANADIUM OXIDE, EXC VANADIUM PENTOXIDE, NESOI	CKG	334	2,970
2825500000	COPPER OXIDES AND HYDROXIDES	KG	19,669	92,888
2825800000	ANTIMONY OXIDES	KG	27,577	185,220
2825900000	INORGANIC BASE; METAL OXIDES, & PEROXIDES, NESOI	KG	120,616	236,405
2826110000	FLOURIDES OF AMMONIUM OR OF SODIUM	KG	6,651	6,802
2826190080	FLUORIDES, NESOI	KG	2,018	145,811
2826200000	FLUOROSILICATES OF SODIUM OR OF POTASSIUM	KG	95,659	353,134
2826300000	SODIUM HEXAFLUOROALUMINATE (SYNTHETIC CRYOLITE)	T	2	5,000
2826900000	FLUOROALUMINATE & OTHER FLUORINE SALTS, NESOI	KG	2,858	333,370
2827100000	AMMONIUM CHLORIDE	KG	147,691	111,686
2827200000	CALCIUM CHLORIDE	KG	7,091,152	2,738,885
2827320000	ALUMINUM CHLORIDE	KG	292,471	142,485
2827330000	IRON CHLORIDE	KG	171,378	85,810
2827360000	ZINC CHLORIDE	KG	2,536	6,773
2827380000	BARIUM CHLORIDE	KG	720	18,691
2827392500	TIN CHLORIDE	KG	261	11,728
2827399050	OTHER CHLORIDES, NESOI	KG	117,000	688,126
2827410000	CALORIDE OXIDES AND CALORIDE HYDROXIDES OF COPPER	KG	725	3,150
2827490000	CHLORIDE OXIDES AND CHLORIDE HYDROXIDES, NESOI	KG	1,951,046	1,577,291
2827510000	BROMIDES OF SODIUM OR OF POTASSIUM	KG	20,756	27,000
2827590000	OTHER BROMIDES AND BROMIDE OXIDES, NESOI	KG	21,740	150,000
2827602000	IODIDES AND IODIDE OXIDES OF POTASSIUM	KG	601	5,853
2827606000	IODIDES AND IODIDE OXIDES, NESOI	KG	501	12,096
2828100000	COMMERCIAL CALCIUM HYPOCHLORITE	KG	1,017,439	2,784,452
2828900000	HYPOCHLORITES, CHLORITES, AND HYPOBROMITES, NESOI	KG	285,044	646,205
2829110000	SODIUM CHLORATE	KG	21,386	9,739
2829190000	CHLORATES, EXCEPT SODIUM CHLORATE, NESOI	KG	10,000	6,393
2829900000	PERCHLORATE; BROMATE, PERBROMATE; IODATE,PERIODATE	KG	46,882	65,600
2830100000	SODIUM SULFIDES	KG	41,559	9,000
2830202000	ZINC SULFIDE, NESOI	KG	818	2,856
2830900000	SULFIDES AND POLYSULFIDES, NESOI	KG	15,647	45,038
2831101000	SODIUM FORMALDEHYDE SULFOXYLATE	KG	52,836	62,350
2831105000	DITHIONITES AND SULFOXYLATES OF SODIUM, NESOI	KG	18,606,516	18,398,346
2831900000	DITHIONITES & SULFOXYLATE, EXC OF SODIUM, NESOI	KG	1,285	10,677
2832100000	SODIUM SULFITES	KG	379,622	201,418
2832200000	OTHER SULFITES, EXCEPT SODIUM SULFITES, NESOI	KG	134,011	90,200
2832300000	THIOSULFATES	KG	97,256	138,660
2833111000	SALT CAKE OF DISODIUM SULFATE	T	18	6,400
2833115000	DISODIUM SULFATE, EXCEPT SALT CAKE, NESOI	KG	19,895	8,500
2833190000	SODIUM SULFATES, EXCEPT DISODIUM SULFATES, NESOI	KG	125,011	223,411
2833210000	MAGNESIUM SULFATE	KG	49,930	183,120
2833220000	ALUMINUM SULFATE	KG	95,679	48,735
2833250000	COPPER SULFATE	CKG	20,085	13,643
2833260000	ZINC SULFATE	KG	33,093	19,855
2833270000	BARIUM SULFATE	KG	526	16,190
2833290000	OTHER SULFATES, NESOI	KG	228,713	814,198
2833300000	ALUMS	KG	8,001	7,200
2833400000	PEROXOSULFATES (PERSULFATES)	KG	1,134,075	2,006,042
2834210000	POTASSIUM NITRATES	T	124	305,500
2834220000	BISMUTH NITRATES	KG	23,387	16,370
2834290000	OTHER NITRITES, AND NITRATES, NESOI	KG	1,579,911	1,149,458
2835100000	PHOSPHINATES (HYPOPHOSPHITES) & PHOSPHONATES	KG	12,513	15,772
2835220000	MONO- OR DISODIUM PHOSPHATES	KG	43,967	115,524
2835230000	TRISODIUM PHOSPHATE	KG	39,925	32,280
2835240000	POTASSIUM PHOSPHATE	KG	57,340	123,659
2835250000	CALCIUM HYDROGENORTHOPHOSPHATE (DICALC PHOSPHATE)	KG	1,040,310	1,480,948
2835260000	OTHER PHOSPHATES OF CALCIUM, NESOI	KG	44,062	79,557
2835292000	TRIAMMONIUM PHOSPHATES	KG	4,736	7,830

TABLE - 1 SHIPMENTS OF MERCHANDISE FROM THE UNITED STATES TO PUERTO RICO,
BY COMMODITY: FISCAL YEAR 2001

COMM CODE	DESCRIPTION	UNIT	QUANTITY	VALUE - $
2835299050	PHOSPHATES, NESOI	KG	148,218	278,869
2835310000	SODIUM TRIPHOSPHATES (SODIUM TRIPOLYPHOSPHATE)	KG	137,644	124,384
2835390000	POLYPHOSPHATES, NESOI	KG	597	3,865
2836200000	DISODIUM CARBONATE	KG	4,400,481	979,632
2836300000	SODIUM HYDROGENCARBONATE (SODIUM BICARBONATE)	KG	3,937,982	1,464,597
2836400000	POTASSIUM CARBONATES	KG	189,261	163,023
2836500000	CALCIUM CARBONATE	KG	4,584,972	2,639,758
2836910050	LITHIUM CARBONATES, EXCEPT U.S.P. GRADE, NESOI	KG	1,278	4,599
2836999050	PEROXOCARBONATES (PERCARBONATES), NESOI	KG	35,547	15,686
2837110000	CYANIDES AND CYANIDE OXIDES OF SODIUM	KG	4,456	9,211
2837190010	POTASSIUM CYANIDE	KG	4,963	24,107
2837190020	OTHER CYANIDES AND CYANIDE OXIDES, NESOI	KG	938	33,227
2838000000	FULMINATES, CYANATES AND THIOCYANATES	KG	19,480	259,000
2839190000	SILICATE OF SODIUM, EXC SODIUM METASILICATE, NESOI	KG	351,593	217,220
2839900000	SILICATE; COMMERCIAL ALKALI METAL SILICATES, NESOI	KG	116,968	969,062
2840110000	ANHYDROUS DISODIUM TETRABORATE (REFINED BORAX)	KG	19,535	10,499
2840200000	OTHER BORATES, NESOI	KG	9,072	22,680
2840300000	PEROXOBORATES (PERBORATES)	KG	19,951	43,984
2841100000	ALUMINATES	KG	1,264,498	1,506,722
2841500000	OTHER CHROMATE & DICHROMATE; PEROXOCHROMATE, NESOI	KG	2,631	3,312
2841610000	POTASSIUM PERMANGANATE	KG	4	10,115
2842100000	DOUBLE OR COMPLEX SILICATES	KG	1	3,500
2842900000	SALT OF INORGANIC ACID/PEROXOACID, EXC AZIDE,NESOI	KG	1,020	3,009
2843100000	COLLOIDAL PRECIOUS METALS	GM	667,896	16,909,043
2843210000	SILVER NITRATE	KG	6,622	717,337
2843290000	SILVER COMPOUNDS, EXCEPT SILVER NITRATE, NESOI	KG	3,100	614,363
2843300000	GOLD COMPOUNDS	KG	125	413,686
2843900000	ORGANIC COMPOUND PRECIOUS METAL; AMALGRAMS, NESOI	KG	567,550	4,808,414
2844101000	URANIUM METAL	KG	89	5,430
2844105000	ALLOYS, DISPERSIONS & CERAMIC PRODUCTS, NESOI	KG	554	6,389
2844200020	URANIUM FLUORIDE ENRICHED IN U235	KG	19	3,076
2844305000	MIXTURES CONTAIN URANIUM DEPLETED IN U235, NESOI	X		3,500
2844400010	ELEMENT, ISOTOPE & COMPOUND W/ RADIOACTIVITY ONLY	GBQ	66,475	565,028
2844400020	RADIOACT ELEMENT, ISOTOPE & COMPOUND, NESOI	MBQ	84,320	2,037,161
2844400050	ALLOYS, DISPERSIONS; RADIOACTIVE RESIDUES, NESOI	X		248,446
2845900000	ISOTOPE EXC HDG 2844; COMPOUND INORGAN/ORGAN,NESOI	KG	1,290	256,319
2846900000	COMPOUNDS, INORGAN/ORGAN, RARE-EARTH METALS, NESOI	KG	207,944	253,452
2847000000	HYDROGEN PEROXIDE, WHETHER/NOT SOLIDIFIED W/ UREA	KG	669,537	510,997
2848009000	PHOSPHIDE, EXC FERROPHOSPHORUS, OF METAL/NONMETALS	KG	545	202,244
2849201000	CARBIDE, CHEM DEFINED/NT, OF SILICON, CRUDE	KG	2,159	2,736
2849202000	CARBIDE, CHEM DEFINED/NT, IN GRAIN/GROUND/REFINED	KG	10,848	10,163
2849903000	CARBIDES, CHEM DEFINED/NOT, OF TUNGSTEN	CKG	1,214	45,000
2849906000	CARBIDES, WHETHER OR NOT CHEMICALLY DEFINED, NESOI	KG	142	41,912
2850000000	HYDRIDES & NITRIDES, CHEMICALLY DEFINED/NT, NESOI	KG	12,166	5,519,579
2851000000	OTHER INORGANIC COMPOUNDS; LIQ AIR; AMALGAMS,NESOI	X		8,568,932
	ORGANIC CHEMICALS.....	TOTAL		580,917,405
2901101000	ETHANE AND BUTANE	KG	30,389	24,000
2901106000	SAT ACYC HYDROCRBNS (EXCL ETHANE AND BUTANE)	KG	52,181,595	17,187,781
2901210000	ETHYLENE (ETHENE)	KG	44,016	46,464
2901230000	BUTENE (BUTYLENE) AND ISOMERS THEREOF	KG	105,209	46,388
2901291010	UNSAT LIN A OLFNS (C6-C30)UNMXED FR PETRO,SHAL ETC	KG	6,000	37,500
2901296000	UNSATURATED ACYCLIC HYDROCARBONS NEOSI	KG	216,087	82,332
2902110000	CYCLOHEXANE	KG	258,102	1,490,999
2902190000	CYCLANES, CYCLENES AND CYCLOTERPENES NESOI	KG	9,606	37,669
2902300000	TOLUENE	L	2,323,067	5,523,316
2902410000	ORTHO-XYLENE	L	832,700	275,000
2902440000	MIXED XYLENE ISOMERS	L	84,628	59,626
2902500000	STYRENE	KG	979,175	1,296,712
2902903010	DODECYLBENZENE	KG	360,438	424,577
2902903050	OTHER ALKYL AND POLYALKYL BENZENES	KG	28,114	721,791
2902909500	CYCLIC HYDROCARBONS NESOI	KG	26,283	77,199
2903110010	CHLOROMETHANE (METHYL CHLORIDE)	KG	454,295	190,290
2903110020	CHLOROETHANE (ETHYL CHLORIDE)	KG	69,893	51,370
2903120000	DICHLOROMETHANE (METHYLENE CHLORIDE)	KG	6,401,868	3,977,500

TABLE - 1 SHIPMENTS OF MERCHANDISE FROM THE UNITED STATES TO PUERTO RICO,
BY COMMODITY: FISCAL YEAR 2001

COMM CODE	DESCRIPTION	UNIT	QUANTITY	VALUE - $
2903130000	CHLOROFORM	KG	225,764	225,763
2903140000	CARBON TETRACHLORIDE	KG	575	3,493
2903150000	1,2-DICHLOROETHANE (ETHYLENE DICHLORIDE)	KG	23,019	5,582
2903160000	1,2-DICHLOROPROPANE AND DICHLOROBUTANES	KG	18,879	30,903
2903191000	HEXACHLOROETHANE AND TETRACHLOROETHANE	KG	4,183	25,900
2903196050	OTHER SAT CHLORINATED DERIV OF ACYCL HYDROCARBONS	KG	235	11,296
2903210000	VINYL CHLORIDE (CHLOROETHYLENE)	KG	12,927	21,456
2903220000	TRICHLOROETHYLENE	KG	815	10,300
2903230000	TETRACHLOROETHYLENE (PERCHLOROETHYLENE)	KG	219,442	114,950
2903301520	METHYL BROMIDE (BROMOMETHANE)	KG	23,677	41,041
2903301550	ACETYLENE TETRABROMIDE; ALKYLBROMIDES ETC.	KG	241,314	119,912
2903302010	FLUORINATED HYDROCARBONS	KG	480,360	1,936,776
2903302050	OTHER FLUOR, BROMIN OR IODIN DERIV OF ACYLC HYDCAR	KG	11,411	71,601
2903410000	TRICHLOROFLUOROMETHANE (CFC-11)	KG	22,033	146,345
2903420000	DICHLORODIFLUOROMETHANE (CFC-12)	KG	17,235	107,297
2903430000	TRICHLOROTRIFLUOROETHANE (CFC-113) ETC.	KG	3,722	8,868
2903440000	DICHLOROTETRAFLUOROETHAN(CFC-114)&CHLOROPE(CFC-115	KG	193,903	1,268,242
2903450000	OTHER DERIV PERHALOGENATED W FLUORINE & CHLORINE	KG	146,903	292,343
2903470000	OTHER PERHALOGENATED DERIVATIVES	KG	17,529	41,772
2903491000	BROMOCHLOROMETHANE	KG	10,886	84,507
2903499010	CHLORODIFLUOROMETHANE (CFC-22 SERIES)	KG	216,228	517,131
2903499060	DERIV ACYLIC HYDRCARB CONT TWO OR MORE HALOGENS	KG	30,098	189,481
2903690000	HALOGENTD DERIV OF AROM HYDROCARBONS NESOI	KG	37,789	260,789
2904100000	HYDROCARBON DERIV CONT ONLY SULFO GROUPS, ETC	KG	29,641	209,104
2904206000	HYDROCARBON DERIV CONT ONLY NITRO OR NITROSO ETC	KG	122,520	753,138
2904900000	SULFONATED, NITRATED ETC OF HYDROCARBONS ETC	KG	40,010	76,763
2905110000	METHANOL (METHYL ALCOHOL)	L	9,923,310	3,577,969
2905120010	PROPAN-1-OL	KG	152,501	659,320
2905120050	PROPAN-2-OL	KG	8,809,682	5,398,454
2905130000	BUTAN-1-OL (N-BUTYL ALCOHOL)	KG	551,639	310,686
2905141000	TERT-BUTYL ALCOHOL, PURITY LESS THAN 99% BY WEIGHT	KG	14,656	236,160
2905145010	2-METHYLPROPAN-1-OL (ISOBUTYL ALCOHOL)	KG	681,131	123,108
2905145050	OTHER BUTANOLS, NESOI	KG	263,409	227,608
2905150000	PENTANOL (AMYL ALCOHOL) AND ISOMERS THEREOF	KG	34,917	57,763
2905160050	OCTANOLS AND ISOMERS (EXC ETHYLHEXAN-1-OL)	KG	1,632,086	2,664,065
2905170000	LAURYL ALCOHOL, CETYL ALCOHOL AND STEARYL ALCOHOL	KG	24,572	50,507
2905190060	SATURATED ACYC MONOHYD ALCHLS AND THEIR DERIV ETC	KG	3,755	185,162
2905220000	UNSATURATED ACYCLIC MONOHYDRIC TERPENE ALCOHOLS	KG	2,246	5,776
2905291000	ALLYL ALCOHOL (2-PROPEN-1-0L;PROPENYL ALCOHOL)	KG	5,530	358,425
2905310000	ETHYLENE GLYCOL (ETHANEDIOL)	KG	744,817	500,763
2905320000	PROPYLENE GLYCOL (PROPANE-1,2-DIOL)	KG	1,679,967	2,670,881
2905390000	ACYCLIC DIHYDRIC ALCOHOLS NESOI	KG	401	5,909
2905410000	2-ETHYL-2-(HYDROXYMETHYL)PROPANE-1,3-DIOL	KG	3,483	18,124
2905430000	MANNITOL	KG	469,454	1,753,573
2905440000	D-GLUCITOL (SORBITOL)	KG	8,079,507	9,802,695
2905450000	GLYCEROL	KG	778,786	1,683,145
2905490000	ACYCLIC POLYHYDRIC ALCOHOLS NESOI	KG	899,976	1,621,445
2905500000	HALO, SULFO, NITRO OR NITROSO DER OF ACYC ALCOHOLS	KG	87,663	236,652
2906110000	MENTHOL	KG	7,847	124,396
2906120000	CYCLOHEXANOL, METHYL AND DIMETHYL CYCLOHEXANOLS	KG	187,110	265,921
2906140000	TERPINEOLS	KG	15,927	68,480
2906191000	4,4'-ISOPROPYLIDENEDICYCLOHEXANOL; & MIX ETC	KG	83,993	66,100
2906195000	OTHER CYCLANIC, ETC ALCOHOLS AND SULFO, ETC DERIV	KG	19,522	23,886
2906210000	BENZYL ALCOHOL	KG	148	9,204
2906290000	AROMATIC ALCOHOLS AND THEIR HALO ETC DER NESOI	KG	68,680	674,777
2907130000	OCTYLPHENOL, NONYLPHENOL INCL ISOMERS AND SALTS	KG	19,207	40,603
2907190000	MONOPHENOLS NOT ELSEWHERE SPECIFIED OR INCLUDED	KG	2,837	9,463
2907210000	RESORCINOL AND ITS SALTS	KG	14,855	122,405
2907220000	HYDROQUINONE (QUINOL)	KG	7,400	40,808
2907230000	BISPHENOL A, DIPHENYLOLPROPANE) AND ITS SALTS	KG	46,311	192,329
2907292500	TERT-BUTYLHYDROQUINONE	KG	3,500	18,812
2907299000	OTHER POLYPHENOLS	KG	3,675	11,294
2907300000	PHENOL-ALCOHOLS	KG	8,373	141,466
2908900000	HALO, SULFO, NITRAT DER OF PHENOL ETC NESOI	KG	2,130	4,558
2909110000	DIETHYL ETHER	KG	6,893	21,227
2909191400	METHYL TERTIARY-BUTYL ETHER (MTBE)	KG	1,840,307	598,097

TABLE - 1 SHIPMENTS OF MERCHANDISE FROM THE UNITED STATES TO PUERTO RICO,
BY COMMODITY: FISCAL YEAR 2001

COMM CODE	DESCRIPTION	UNIT	QUANTITY	VALUE - $
2909191800	ETHERS OF MONOHYDIRC ALCOHOLS, NESOI	KG	105,725	231,072
2909196000	ETHERS OF POLYHYDRIC ALCOHOLS, NESOI	KG	1,618	18,176
2909300000	AROMATIC ETHERS AND THEIR HALO, SULFO ETC DERIV	KG	738	29,315
2909410000	2,2-OXYDIETHANOL (DIETHYLENE GLYCOL, DIGOL)	KG	642,673	580,776
2909420000	MONOMETHYL ETHERS OF MONO OR DI-ETHYLENE GLYCOLS	KG	78,990	272,205
2909430000	MONOBUTYL ETHERS OF MONO OR DI-ETHYLENE GLYCOLS	KG	518,136	822,273
2909440000	OTHER MONOALKYL ETHERS OF MONO OR DI-ETHYLENE GLYC	KG	310,720	1,305,685
2909490000	ETHER-ALCOHOLS AND THEIR HALO ETC DERIV NESOI	KG	166,600	447,671
2909500000	ETHER-PHENOLS ETC AND THEIR HALO ETC NESOI	KG	345,718	307,500
2909600000	ALCOHOL PEROXIDES, ETHER PEROX, KETONE PEROX ETC	KG	49,939	73,674
2910100000	OXIRANE (ETHYLENE OXIDE)	KG	193,171	387,344
2910300000	1-CHLORO-2,3-EPOXYPROPANE (EPICHLOROHYDRIN)	KG	33,403	58,488
2910900000	EPOXIDES, EPOXYALCOHOLS ETC WITH 3-MEMBER RING ETC	KG	157,394	193,478
2911005000	ACETALS & HEMIACETALS,WITH OR W/O OTH OXY FUNC,NES	KG	17,856	48,000
2912110000	METHANAL (FORMALDEHYDE)	KG	311,659	158,354
2912120000	ETHANAL (ACETALDEHYDE)	KG	531,849	487,702
2912130000	BUTANAL (BUTYRALDEHYDE, NORMAL ISOMER)	KG	54,811	57,003
2912190000	ACYCLIC ALDEHYDES WITHOUT OTHER OXY FUNC NESOI	KG	6,920	37,605
2912210000	BENZALDEHYDE	KG	1,672,547	3,361,346
2912300000	ALDEHYDE-ALCOHOLS	KG	17,527	14,500
2912410000	VANILLIN (4-HYDROXY-3-METHOXYBENZALDEHYDE)	KG	42,480	534,445
2912420000	ETHYLVANILLIN (3-ETHOXY-4-HYDROXY-BENZALDEHYDE)	KG	17,917	30,000
2912505000	CYCLIC POLYMERS OF ALDEHYDES, NESOI	KG	14,896	20,962
2912600000	PARAFORMALDEHYDE	KG	72,981	61,156
2913000000	HALOGENATED, SULFONATED ETC DER OF PROD OF HD 2912	KG	13,200	76,560
2914110000	ACETONE (PROPANONE)	KG	5,302,497	4,862,163
2914120000	BUTANONE	KG	522	3,000
2914130000	4-METHYLPENTAN-2-ONE (METHYL ISOBUTYL KETONE)	KG	139,748	142,440
2914221000	CYCLOHEXNONE	KG	16,435	32,070
2914222000	METHYLCYCLOHEXANONES	KG	320,406	218,407
2914290000	CYCLANIC, ETC KETONES WITHOUT OTHER OXY FUNC NESOI	KG	17,724	350,068
2914391000	7-ACETYL-1,1,3,4,4,6-HEXAMEHTYLTETRAHYDRONAPHTHALE	KG	118,971	201,132
2914399000	AROMATIC KETONES W OUT OTHER OXYGEN FUNCTION,NESOI	KG	200	13,560
2914401000	4-HYDROXY-4-METHYLPENTAN-2-ONE (DIACETONE ALCOHOL)	KG	4,419	3,234
2914404000	AROMATIC KETONE-ALCOHOLS AND KETONE-ALDEHYDES,NESO	KG	22,202	16,157
2914500000	KETONE-PHENOLS AND KETONES WITH OTHER OXYGEN FUNCT	KG	7,799	87,198
2914610000	ANTHRAQUINONE	KG	1,786	6,160
2914691000	QUINONE PHOTOGRAPHIC CHEMICALS	KG	1,030,633	5,685,531
2914692000	QUINONE DRUGS	KG	1,427	376,667
2914696000	1,4-DIHYDROXYANTHRAQUINONE; & 2-ETHYLANTHRAQUINONE	KG	1,551	9,094
2914699000	OTHER QUINONES	KG	7,523	6,814
2914700000	HALO, SULFO, ETC DERIV OF KETONE-ALCOHOLS ETC	KG	2,230	1,028,040
2915110000	FORMIC ACID	KG	759	3,916
2915120000	SALTS OF FORMIC ACID	KG	71,362	33,467
2915130000	ESTERS OF FORMIC ACID	KG	12,907	90,225
2915210000	ACETIC ACID	KG	966,088	1,019,774
2915220000	SODIUM ACETATE	KG	27,398	72,301
2915240000	ACETIC ANHYDRIDE	KG	70,784	106,301
2915290000	OTHER SALTS OF ACETIC ACID	KG	20,339	2,727
2915310000	ETHYL ACETATE	KG	1,473,552	1,730,057
2915320000	VINYL ACETATE	KG	1,579,722	795,446
2915330000	NORMAL BUTYL ACETATE	KG	202,545	204,303
2915340000	ISOBUTYL ACETATE	KG	25,214	54,165
2915350000	2-ETHOXYETHYL ACETATE	KG	26,780	22,293
2915391000	BENZYL ACETATE	KG	40,924	84,640
2915394510	NORMAL-PROPYL ACETATE	KG	260,450	381,002
2915399050	ESTERS OF ACETIC ACID NESOI	KG	775,637	4,127,388
2915400000	MONO-, DI- OR TRICHLOROACETIC ACIDS, THEIR DERIV	KG	71,781	88,120
2915501000	PROPIONIC ACID	KG	165,499	154,167
2915503000	OTHER SALTS AND ESTERS OF PROPIONIC ACID	KG	181,616	226,309
2915600000	BUTYRIC ACID, VALERIC ACID, THEIR SALTS AND ESTERS	KG	4,984	9,603
2915700000	PALMITIC ACID, STEARIC ACID, THEIR SALTS AND ESTRS	KG	331,616	463,470
2915900000	SAT ACYCLIC MONOCARBOXY ACIDS AND DERIV NESOI	KG	272,670	897,981
2916110000	ACRYLIC ACID AND ITS SALTS	KG	20,347	43,695
2916125010	ETHYL ACRYLATE	KG	3,225	2,772
2916125020	METHYL ACRYLATE	KG	22,046	27,850

TABLE - 1 SHIPMENTS OF MERCHANDISE FROM THE UNITED STATES TO PUERTO RICO,
BY COMMODITY: FISCAL YEAR 2001

COMM CODE	DESCRIPTION	UNIT	QUANTITY	VALUE - $
2916125030	BUTYL ACRYLATE	KG	921,541	1,019,135
2916126000	ESTERS OF ACRYLIC ACID NESOI	KG	1,555	21,097
2916130000	METHACRYLIC ACID AND ITS SALTS	KG	10,549	100,581
2916141000	DICYCLOPENTENYLOXYETHYL METHACRYLATE	KG	136,608	585,991
2916142010	ETHYL METHACRYLATE	KG	3,275	69,413
2916142020	METHYL METHACRYLATE	KG	313,093	488,502
2916142050	OTHER ESTERS OF METHACRYLIC ACID	KG	72,842	362,809
2916151000	OLEIC, LINOLEIC OR LINOLENIC ACIDS	KG	909	20,163
2916155000	SALTS AND ESTERS OF OLEIC, LINOLEIC ETC ACIDS	KG	362	4,040
2916191000	POTASSIUM SORBATE	KG	26,516	51,120
2916194000	UNSAT ACYCLIC MONOCARBOX ACIDS AND DERIV NESOI	KG	1,980	3,905
2916201000	(2,3,5,6-TETRAFLUORO-4-METHYLPHENYL)-METHYL-(1A-3A	KG	31,257	188,109
2916205000	CYCLANIC, ETC MONOCARBOXYLIC ACIDS AND THEIR DERIV	KG	25,255	774,577
2916310000	BENZOIC ACID, ITS SALTS AND ESTERS	KG	701,666	1,279,984
2916321000	BENZOYL PEROXIDE	KG	20,854	201,606
2916341500	PHENYLACETIC ACID/ITS SALTS,ODORIFEROUS/FLAVOR COM	KG	7,278	30,811
2916351500	ESTERS OF PHENYLACETIC ACID,ODORIFEROUS/FLAVOR CMP	KG	109,870	459,336
2916353550	ESTERS OF PHENYLACETIC ACID, NESOI	KG	11,708	88,827
2916390000	AROMATIC MONOCARBOX ACIDS AND DERIV ETC NESOI	KG	39,420	633,595
2917110000	OXALIC ACID, ITS SALTS AND ESTERS	KG	39,423	112,646
2917122000	SALT AND ESTER PLASTICIZERS OF ADIPIC ACID	KG	13,125	117,901
2917125000	OTHER ADIPIC ACID SALTS AND ESTERS(EXC PLASTICIZR)	KG	3,882	10,880
2917140000	MALEIC ANHYDRIDE	KG	4,515	10,269
2917191000	FERROUS FUMARATE	KG	5,897	16,395
2917191600	FUMARIC ACID (TRANS-BUTENEDIOIC ACID)	KG	2,028	3,476
2917192300	MALEIC ACID NOT IN US NOTE 3 SECTION 6	KG	744	10,508
2917194500	ACYCLIC POLYCARBOX ACID&DERIV WHOLE/PT AROM HYDCBN	KG	680	2,550
2917197025	ACYCLIC POLYCARBOXYLIC ACIDS PLASTICIZERS	KG	14,066	99,680
2917197055	ACYCLIC POLYCARBOXYLIC ACIDS & DERIV, NESOI	KG	10	3,950
2917200000	CYCLANIC, ETC POLYCARBOXYLIC ACIDS AND THEIR DERIV	KG	16,402	33,952
2917320000	DIOCTYL ORTHOPHTHALATES	KG	6,057	8,165
2917340000	OTHER ESTERS OF ORTHOPHTHALIC ACID	KG	72,608	106,109
2917350000	PHTHALIC ANHYDRIDE	KG	10,067	56,812
2917360000	TEREPHTHALIC ACID AND ITS SALTS	KG	42,560	14,000
2917370000	DIMETHYL TEREPHTHALATE	KG	64,624	47,154
2917392000	AROMAT POLYCARBOX ACID PLASTICZS AND THEIR DERIV	KG	3,402	17,332
2917394000	AROMATIC POLYCARBOXYLIC ACIDS,ETC NESOI	KG	15,108	65,126
2918110000	LACTIC ACID, ITS SALTS AND ESTERS	KG	7,786	20,045
2918120000	TARTARIC ACID	KG	2,576	22,046
2918140000	CITRIC ACID	KG	5,185,189	6,598,231
2918150000	SALTS AND ESTERS OF CITRIC ACID	KG	1,162,912	1,804,717
2918160000	GLUCONIC ACID, ITS SALTS AND ESTERS	KG	1,478	11,250
2918170000	PHENYLGLYCOLIC ACID ITS SALTS AND ESTERS	KG	2,520	94,500
2918190000	CARBOX ACIDS WITH ALCOHOL FUNCT ETC NESOI	KG	25,044	74,121
2918211000	SALICYLIC ACID AND ITS SALTS SUIT FOR MEDICIN USE	KG	28,675	137,538
2918220000	ACETYLSALICYLIC ACID (ASPIRIN), SALTS AND ESTERS	KG	361,770	2,545,842
2918290000	CARBOXYLIC ACIDS WITH PHENOL FUNCTION ETC NESOI	KG	743	14,518
2918902010	2,4-DICHLOROPHENOXYACETIC ACID; ITS SALTS AND ESTS	KG	655	10,546
2918906000	CARBOXYLIC ACIDS WITH ADDITIONAL OXY FUNC NESOI	KG	137,616	6,466,350
2919001500	TRIPHENYL PHOSPHATE	KG	30,698	222,750
2920100000	THIOPHOSPHORIC ESTERS AND THEIR SALTS AND DERIV	KG	175,552	468,650
2920900000	ESTERS OF OTHER INORGANIC ACIDS, ETC NESOI	KG	59,792	260,236
2921110000	METHYLAMINE, DI OR TRIMETHYLAMINE AND THEIR SALTS	KG	418,119	3,287,761
2921120000	DIETHYLAMINE AND ITS SALTS	KG	56,932	120,497
2921191000	MONO- AND TRIETHYLAMINES,ETC AND THEIR SALTS	KG	229,312	4,331,746
2921193000	3-AMINO-3-METHYL-1-BUTYNE;2-CHLORO-N,N-DIMETHYLETH	KG	25	11,966
2921196000	OTHER ACYCLIC MONOAMINES & THEIR DERIVATIVES,NESOI	KG	109,561	12,975,315
2921210000	ETHYLENEDIAMINE AND ITS SALTS	KG	44,557	61,410
2921220000	HEXAMETHYLENEDIAMINE AND ITS SALTS	KG	29,588	58,178
2921290020	TRIETHYLENETETRAMINE	KG	1,649	5,243
2921290030	DIETHYLENETRIAMINE	KG	7,720	11,383
2921290055	OTHER ACYCLIC POLYAMINES AND DERIV; SALTS THEREOF	KG	10,820	14,387
2921300000	CYCLANIC, CYCLENIC ETC MONO- OR POLYAMINES ETC	KG	8,504	42,495
2921420000	ANILINE DERIVATIVES AND THEIR SALTS	KG	1,588	57,816
2921430000	TOLUIDINES (AMINOTOLUENES) AND THEIR DERIVATIVES,	KG	3,678	39,515
2921440000	DIPHENYLAMINE AND ITS DERIVATIVES; SALTS THEREOF	KG	9,658	25,739

TABLE - 1 SHIPMENTS OF MERCHANDISE FROM THE UNITED STATES TO PUERTO RICO,
BY COMMODITY: FISCAL YEAR 2001

COMM CODE	DESCRIPTION	UNIT	QUANTITY	VALUE - $
2921510000	O-, M-, P-PHENYLENEDIAMINE, DIAMINOTOLUENES ETC	KG	4,158	52,961
2922110000	MONOETHANOLAMINE AND ITS SALTS	KG	195,503	233,976
2922120000	DIETHANOLAMINE AND ITS SALTS	KG	16,924	19,140
2922130000	TRIETHANOLAMINE AND ITS SALTS	KG	75,448	141,068
2922191850	AROMATIC AMINO-ALCOHOLS,THEIR ETHERS & ESTERS-DRUG	KG	2,253	61,274
2922199550	AMINO-ALCOHOLS, THEIR ETHERS ETC NESOI	KG	139,302	413,302
2922210000	AMINOHYDROXYNAPHTHALENESULFONIC ACIDS AND SALTS	KG	188,462	962,294
2922290000	AMINO-NAPHTHOLS AND OTHER AMINO-PHENOLS NESOI	KG	38,715	172,351
2922410000	LYSINE AND ITS ESTERS; SALTS THEREOF	KG	179,000	305,200
2922420000	GLUTAMIC ACID AND ITS SALTS	KG	39,154	67,214
2922491000	M-AMINOBENZOIC ACID, TECHNICAL;L-PHENYLALANINE ETC	KG	122	2,647
2922492000	AROMATIC AMINO-ACIDS ETC FOR USE AS DRUGS	KG	121	67,005
2922493800	AROMATIC AMINO-ACIDS AND THEIR ESTERS ETC NESOI	KG	28,730	91,650
2922498050	AMINO-ACIDS (EXCLUDING AROMATIC) ETC NESOI	KG	726,633	92,014,334
2922504500	AROMATIC AMINO-ALCOHOL-PHENOL, OTH AMINO W OXG ETC	KG	7,481	491,329
2922505000	NON-AROMATIC AMINO-COMPOUNDS WITH OXYGEN FUNCTION	KG	424,123	19,948,910
2923201000	PURIFIED EGG PHOSPHOLIPIDS, PHARMACDUTICAL GRADE	KG	48,513	2,092,375
2923202000	LECITHINS AND OTHER PHOSPHOAMINOLIPIDS, NESOI	KG	31,554	34,262
2923900000	OTHER QUATERNARY AMMONIUM SALTS AND HYDROXIDES	KG	655,657	1,694,330
2924100000	ACYCLIC AMIDES AND THEIR DERIV ETC	KG	284,131	455,852
2924210000	UREINES AND THEIR DERIVATIVES; SALTS THEREOF	KG	1,291	63,173
2924220000	2-ACETAMIDOBENZOIC ACID	KG	36,400	173,264
2924297595	AROMATIC CYCLIC AMIDES (INC CYCLIC CARBAMATES) ETC	KG	39,401	159,079
2924298000	2,2-DIMETHYLCYCLOPROPYLCARBOXAMIDE	KG	82,664	359,353
2924299000	OTHER NON-AROM CYCLIC AMIDES & THEIR DERIV, NESOI	KG	1,807,970	41,327,259
2925110000	SACCHARIN AND ITS SALTS	KG	37,394	133,482
2925204500	AROMATIC IMINES AND DERIVATIVES; SALTS THEREOF	KG	142	8,620
2925209000	IMINES AND THEIR DERIVATIVES, ETC NESOI	KG	8,220	27,180
2926100000	ACRYLONITRILE	KG	64,886	58,969
2926900000	NITRILE FUNCTION COMPOUNDS, NESOI	KG	618,286	2,373,612
2927000000	DIAZO-, AZO-, OR AZOXY-COMPOUNDS	KG	932	24,849
2928001000	METHYL ETHYL KETOXIME	KG	7,677	11,026
2928005000	NON-AROM ORGAN DERIV OF HYDRAZINE ETC (EXC DRUGS)	KG	12,004	485,910
2929101000	TOLUENEDIISOCYANATES (UNMIXED)	KG	185,927	1,501,046
2929101500	MIXTURES OF 2,4- AND 2,6-TOLUENE DIISOCYANATES	KG	724,986	4,072,698
2929108010	METHYLENEDI-PHENYLENE ISOCYANATE (MDI)	KG	60,773	212,616
2929108050	ISOCYANATES NESOI	KG	649,552	20,302,997
2929900000	COMPOUNDS WITH OTHER NITROGEN FUNCTION NESOI	KG	251,225	743,072
2930201500	THIO AND DITHIOCARBAMATES USED AS PESTICIDES	KG	24,720	97,468
2930206050	THIOCARBAMATES AND DITHIOCARBAMATES NESOI	KG	2,088	5,716
2930901000	OTHER AROM ORGANO-SULFUR CMPDS USED AS PESTICIDES	KG	20,010	75,000
2930902000	OTHER AROM ORG-SULF CMPDS (EXCL PESTICIDES)	KG	391,094	4,786,714
2930903500	NON-AROMATIC ORGANO-SULFUR CMPDS USED AS PESTICIDE	KG	4,693	16,680
2930904530	THIOGLYCOLIC ACID AND MERCAPTOCARBOXYLIC ACIDS	KG	5,665	10,115
2930904550	OTHER ORGANO-SULFUR ACID COMPOUNDS	KG	303,903	675,465
2930909015	CYSTEINE HYDROCHLORIDE AND ISOOCTYL THIOGLYCOLATE	KG	345	20,864
2930909060	ORGANO-SULFUR COMPOUNDS NESOI	KG	1,694	987,000
2931002200	AROMATIC ORGANO-INORGANIC COMPOUNDS USED AS DRUGS	KG	1,261	253,560
2931002500	AROM ORGANO-INORGANO CMPDS USED AS PESTICIDES	KG	183,348	515,621
2931009055	ORGANO-INORGANIC COMPOUNDS NESOI	KG	134,295	1,216,838
2932110000	TETRAHYDROFURAN	KG	1,204,187	2,431,156
2932120000	2-FURALDEHYDE (FURFURALDEHYDE)	KG	97,318	2,074,050
2932130000	FURFURYL ALCOHOL AND TETRAHYDROFURFURYL ALCOHOL	KG	848	3,249
2932190000	CMPDS CONT AN UNFUSED FURAN RING ETC NESOI	KG	1,357	320,183
2932292000	AROMATIC LACTONES USED AS DRUGS	KG	26,436	1,800,093
2932296000	LACTONES NESOI	KG	29,985	1,568,238
2932990400	2,2-DIMETHYL-1,3-BENZODIOXOL-4-YL METHYLCARBAMATE	KG	25,351	78,175
2932990800	2-ETHOXY-2,3-DIHYDRO-3,3-DIMETHYL-5-BENZOFURSULFON	KG	1,532,798	2,818,912
2932992000	AROMATIC HETEROCYCLIC PESTICIDES ETC NESOI	KG	16,362	29,882
2932993200	BENZOFURAN AND DIBENZOFURAN	KG	2,123	5,965
2932993500	2-HYDROXY-3-DIBENZOFURANCARBOXYLIC ACID	KG	1	3,029
2932996550	AROMATIC PESTICIDES WITH OXY HETERO-ATOM(S) NESOI	KG	42	675,000
2932998000	CALCIUM LACTOBIONATE; & PARALDEHYDE, USP GRADE	KG	64,809	116,728
2933110000	PHENAZONE (ANTIPYRINE) AND ITS DERIVATIVES	KG	179	2,800
2933210000	HYDANTOIN AND ITS DERIVATIVES	KG	64,200	743,660
2933290000	CMPDS CONT AN UNFUSED IMIDAZOLE RING ETC NESOI	KG	5,238	446,909

TABLE - 1 SHIPMENTS OF MERCHANDISE FROM THE UNITED STATES TO PUERTO RICO,
BY COMMODITY: FISCAL YEAR 2001

COMM CODE	DESCRIPTION	UNIT	QUANTITY	VALUE - $
2933310000	PYRIDINE AND ITS SALTS	KG	76,573	448,195
2933399050	CMPDS CONT AN UNFUSED PYRIDINE RING ETC NESOI	KG	131,190	28,476,260
2933402200	DRUGS CONT A QUINOLINE OR ISOQUINOLINE RNG-SYS ETC	KG	60,448	21,308,863
2933403000	PESTICIDES CONT A QUINOLINE OR ISOQUIN RING-SY ETC	KG	1,554	46,184
2933407050	CMPDS (EXC PESTICIDES AND DRUGS) CONT A QUINOL ETC	KG	34,734	13,099,110
2933510000	MALONYLUREA (BARBITURIC ACID) AND ITS DERIV ETC	KG	76	33,811
2933590500	PESTICIDES CONT A PYRIMIDINE RING OR PIPERAZINE RN	KG	67,457	68,500
2933595950	DRUGS CONT A PYRIMIDINE OR PIPERAZINE RING ETC	KG	4,872	1,145,262
2933599550	CMPDS CONT A PYRIMIDINE OR PIPERAZINE RING, NESOI	KG	23,137	123,354
2933610000	MELAMINE	KG	10,161	15,553
2933690000	CMPDS (EXC MELAMINE) CONT AN UNFUSED TRIAZINE RING	KG	41,526	104,773
2933710000	6-HEXANELACTAM (EPSILON-CAPROLACTAM)	KG	519	12,940
2933901100	CARBAZOLE	KG	1,423	80,938
2933901300	6-BROMO-5-METHYL-1H-IMIDAZO-(4,5-B) PYRIDINE ETC	KG	39	14,580
2933902350	AROM OR MOD AROM PESTICIDES WITH NITRO ETC NESOI	KG	66,964	192,553
2933902400	AROM OR MOD AROM PHOTO CHEMICALS WITH NITRO ATOMS	KG	191,445	10,340,226
2933902600	ANTIHISTAMINES	KG	41,140	1,859,174
2933904600	OTHER ANTI-INFECTIVE AGENTS	KG	3,710	34,593
2933905100	HYDRALAZINE HYDROCHLORIDE	KG	20,012	45,000
2933905300	OTHER CARDIOVASCULAR DRUGS	KG	530	206,145
2933905500	ANALGESICS, ANTIPYRETICS AND NON-HORMONAL ETC	KG	1,112	126,146
2933906100	OTHER ANTIDEPRESSANTS, TRANQUILIERS ETC	KG	127	133,215
2933906500	ANTICONVULSANTS, HYPNOTICS AND SEDATIVES	KG	160	40,000
2933907000	OTHER DRUGS PRIM AFFECT THE CENT NERV SYSTEM	KG	28,158	409,128
2933907500	OTHER DRUGS WITH NITROGEN HETERO-ATOM(S) ONLY	KG	12,637	864,450
2933908200	AROM OR MOD-AROM HETEROCYCLIC CMPDS ETC, NESOI	KG	6,694	36,661
2933909750	HETEROCYCL CMPDS (EXC AROM OR MOD-AROM) ETC NESOI	KG	15,572	2,399,263
2934100000	CMPDS CONT AN UNFUSED THIAZOLE RING IN THE STRUCT	KG	24	70,928
2934301000	BUTAPERAZINE MALEATE; CHLORPROMAZINE; ETC	KG	5,200	44,517
2934302300	ANTIDEPRESSANTS, TRANQUILIZERS AND OTHER PSCH AGTS	KG	93,284	1,395,041
2934302700	OTHER DRUGS CONT A PHENOTHIAZINE RING SYSTEM ETC	KG	43,820	860,858
2934305050	CMPDS (EXC DRUGS) CONT A PHENOTHIAZINE RING ETC	KG	14,011	130,877
2934900000	NUCLEIC ACIDS & THER SALTS;HETEROCYCLIC COMP,NESOI	KG	266,178	11,418,962
2935004000	SULFONAMIDES USED AS DRUGS	KG	139,216	44,084,633
2935009550	SULFONAMIDES, EXCLUDING DRUGS	KG	221,028	3,194,963
2936100000	PROVITAMINS, UNMIXED	KG	54,746	638,251
2936210000	VITAMINS A AND THEIR DERIVATIVES UNMIXED	KG	824,961	3,584,824
2936220000	VITAMIN B1 (THIAMINE) AND ITS DERIVATIVES	KG	35,918	194,298
2936230000	VITAMIN B2 (RIBOFLAVIN) AND ITS DERIVATIVES	KG	1,275	17,700
2936240000	D- OR DL-PANTOTHENIC ACID (VITMIN B3 OR B5)AND DER	KG	447	10,875
2936250000	VITAMIN B6 (PYRIDOXINE ETC) AND ITS DERIVATIVES	KG	446	3,740
2936260000	VITAMIN B12 AND ITS DERIVATIVES	KG	239,249	709,437
2936270000	VITAMIN C (ASCORBIC ACID) AND ITS DERIVATIVES	KG	14,227	128,005
2936280000	VITAMIN E AND ITS DERIVATIVES	KG	4,563	88,849
2936291000	FOLIC ACID	KG	30,185	178,212
2936291500	NIACIN AND NIACINAMIDE	KG	4,582	19,335
2936299055	OTHER VITAMINS AND THEIR DERIVATIVES, NESOI	KG	474,191	2,894,109
2936900000	OTHER INCLUDING NATURAL CONCENTRATES	KG	105,762	2,380,637
2937100000	PITUITARY (ANTERIOR) OR SIMILAR HORMONES	GM	15,481	45,125
2937210000	CORTISONE, HYDROCORTISONE, PREDNISONE, ETC	GM	3,154,261	2,272,700
2937220000	HALOGENATED DERIV OF ADRENAL CORTICAL HORMONES	GM	2,179,191	3,853,392
2937290000	ADRENAL CORTICAL HORMONES AND DERIV NESOI	GM	5,563,863	5,860,586
2937910000	INSULIN AND ITS SALTS	GM	62,010	213,346
2937920000	ESTROGENS AND PROGESTINS	GM	7,551,444	5,787,216
2937990000	HORMONES AND DERIV NESOI, STEROIDS ETC NESOI	GM	3,014,389	5,465,516
2938900000	OTHER GLYCOSIDES, NATURAL OR SYNTHETIC AND DERIV	KG	16,081	33,910
2939100000	ALKALOIDS OF OPIUM AND THEIR DERIV, SALTS THEREOF	KG	26,285	2,377,528
2939290000	ALKALOIDS OF CINCHONA AND THEIR DERIV NESOI	GM	4,001	120,000
2939300000	CAFFEINE AND ITS SALTS	KG	740,683	9,050,380
2939420000	PSEUDOEPHEDRINE AND THEIR SALTS	KG	20,923	1,656,970
2939500000	THEOPHYLLINE AND AMINOPHYLLINE AND THEIR DERIV	KG	790	11,029
2939900000	VEGETABLE ALKALOIDS, NATURAL OR REPRODUCED NESOI	KG	21,858	466,651
2940002000	D-ARABINOSE SUGAR, CHEM PURE EXC (SUCROSE ETC.)	KG	21,432	90,799
2940006000	SUGARS, CHEM PURE (EXC SUCROSE, LACTOSE, ETC)NESOI	KG	359,804	887,276
2941102000	PENICILLIN G AND ITS SALTS	KG	18,225	37,914
2941106000	PENICILLINS AND THEIR DERIVATIVES ETC NESOI	KG	2,890	170,807

TABLE - 1 SHIPMENTS OF MERCHANDISE FROM THE UNITED STATES TO PUERTO RICO,
BY COMMODITY: FISCAL YEAR 2001

COMM CODE	DESCRIPTION	UNIT	QUANTITY	VALUE - $
2941300000	TETRACYCLINES AND THEIR DERIVATIVES; SALTS THEREOF	GM	344,499	3,229,739
2941400000	CHLORAMPHENICOL AND ITS DERIVATIVES; SALTS THEREOF	KG	530	2,954
2941500000	ERYTHROMYCIN AND ITS DERIVATIVES; SALTS THEREOF	GM	1,359,951	989,221
2941901010	AMINOGLYCOSIDE ANTIBIOTICS	KG	19,267	2,042,067
2941906000	ANTIBIOTICS NESOI	KG	61,883	14,281,828
2942000000	ORGANIC COMPOUNDS NESOI	KG	560,536	2,196,197
	PHARMACEUTICAL PRODUCTS.....	TOTAL		1,628,164,303
3001100000	GLANDS AND OTHER ORGANS, DRIED, INCL POWDERED	KG	59,810	98,357
3001200000	EXTRACTS OF GLANDS OR OTHER ORGS OR SECRETIONS	KG	10,860	254,461
3001900000	HEPARIN AND ITS SALTS; OTHER HUMAN OR ANIMAL SUBST	KG	16,447	1,245,570
3002100010	HUMAN BLOOD PLASMA	KG	15,444	1,248,499
3002100020	NORMAL HUMAN BLOOD SERA, INCLUDING FREEZE-DRIED	KG	5,481	1,041,100
3002100030	HUMAN IMMUNE BLOOD SERA	KG	9,160	1,611,871
3002100040	FETAL BOVINE SERUM (FBS)	KG	12,462	1,288,330
3002100060	OTHER BLOOD FRACTIONS NESOI	KG	33,484	9,962,415
3002200000	VACCINES FOR HUMAN MEDICINE	KG	286,070	63,622,328
3002300000	VACCINES FOR VETRINARY MEDICINE	KG	54,570	823,015
3002901000	FERMENTS	KG	131	29,094
3002905010	WHOLE HUMAN BLOOD	KG	133	59,781
3002905020	ANTIALLERGENIC PREPERATIONS	KG	3,802	917,186
3002905050	TOXINS, CULTURES OF MICRO-ORGANISMS AND SIM PROD	KG	75,330	11,632,235
3003100000	MEDICAMENTS CONT PENICILLINS OR DERIVATIVES ETC	KG	722,831	34,781,637
3003200000	MEDICAMENTS CONTAINING OTHER ANTIBIOTICS ETC	KG	171,284	54,752,117
3003310000	MEDICAMENTS CONTAINING INSULIN BUT NOT ANTIBIOTICS	KG	75	41,699
3003390000	MEDICAMENT CONT HORMONES OR PROD OF HD 2937 ETC	X		71,114,730
3003400000	MEDICAMENTS CONTAINING ALKALOIDS OR DERIVAT ETC	KG	10,707	346,873
3003900000	OTHER MEDICAMENTS (EXC GOODS OF HDS 3002,3005 ETC)	KG	552,226	94,858,008
3004101010	MEDICAMENTS CONT PENICILLIN G SLTS FOR VETRIN USE	KG	27,895	523,259
3004101020	PENICILLIN G SALTS(SINGLES) NOT FOR VETERINARY USE	KG	1,792	37,472
3004101045	COMBINATION ANTIBIOTICS CONT PENICILLIN G SALT ETC	KG	18,048	11,692,695
3004105010	MEDICAMENTS CONTAINING PENICILLINS OR DERIV ETC	KG	15,338	1,257,323
3004105045	COMBINATION ANTIBIOTICS, NOT FOR VETER USE NESOI	KG	11,113	1,552,165
3004105060	MEDICAMENTS CONT PENICILLINS OR STREPTOMYCINS ETC	KG	130,219	3,269,222
3004200010	MEDICAMENTS CONT ANTIBIOTICS NESOI, VET USE	KG	21,606	931,674
3004200020	ERYTHROMYCIN, SINGLES OR IN COMB ETC NOT FOR VET	KG	111,079	4,758,848
3004200030	TETRACYCLINE, SINGLES OR IN COMB ETC NOT FOR VET	KG	11,338	547,517
3004200060	OTHER ANTIBIOTICS NESOI,NOT FOR VETERINARY	KG	410,105	20,987,256
3004310000	MEDICAMENTS CONT INSULIN BUT NOT CONT ANTIBIOTICS	KG	9,743	279,774
3004320000	MEDICAMENTS CONT ADRENAL CORTEX HORMONES ETC	KG	38,229	5,848,507
3004390010	PROD OF HEAD 2937 BUT NOT CONT ANTIBIO NESOI	KG	11,143	312,146
3004390050	PROD OF HEAD 2937 ETC,NOT FOR VETERINARY USE,ETC	KG	29,258	18,647,203
3004400005	MEDICAMENTS CONTAINING ALKALOIDS OR DERIVATIV ETC	KG	23,037	1,015,812
3004400010	CARDIOVASCULAR MEDICAMENTS	KG	49,900	10,310,973
3004400020	ANTICONVULSANTS, HYPNOTICS AND SEDATIVES	KG	9,724	1,799,926
3004400030	ANTIDEPRESSANTS, TRANQUILIZERS AND OTHER PSYCH AGT	KG	116,450	12,244,674
3004400040	OTHER MEDICAMENTS PRIM AFFECTING THE CNS NESOI	KG	42,122	8,402,694
3004400050	DERMATOLOGICAL AGENTS AND LOCAL ANESTHETICS	KG	29,678	728,622
3004400060	MEDICAMENTS AFFECTING EYES,EARS OR RESPIRATORY SYS	KG	122,544	6,347,454
3004400070	OTHER MEDICAMENTS CONTAINING ALKALOIDS ETC	KG	213,945	51,959,838
3004504500	MEDICAMENTS OF HEADING 2936 CONT VITAMINS ETC	KG	1,650,019	2,871,436
3004505005	OTHER MEDICAMENTS CONT VITAMINS ETC, NESOI	KG	60,873	494,683
3004505010	SINGLE VITAMINS,COMB WITH MINERLS OR OTHER NUTRNTS	KG	79,573	815,685
3004505020	SINGLE VITAMINS,NOT COMB WITH MINERLS/NUTRIENTS	KG	848,144	4,993,768
3004505030	MULT VITAMINS COMB WITH MINERLS OR OTHER NUTRIENTS	KG	452,867	5,027,744
3004505040	MULT VITAMINS NOT COMB WITH MINERLS/NUTRIENTS	KG	138,639	1,500,216
3004901000	MEDICAMENTS CONT ANTIGENS OR HYALURONIC ACID,ETC	KG	5,435,900	10,278,526
3004909003	MEDICAMENTS FOR VETERINARY USE IN DOSES/PKG,NESOI	KG	80,684	1,689,901
3004909005	SULFONAMIDES IN DOSED/PKG FOR RETAIL SALE, NESOI	KG	1,791	320,853
3004909010	OTHER ANTI-INFECTIVE MEDICAMENTS NESOI	KG	630,763	199,651,634
3004909015	ANTINEOPLASTIC AND IMMUNOSUPRESSIVE MEDICAMENTS	KG	21,952	8,673,984
3004909020	CARDIOVASCULAR MEDICAMENTS IN DOSES/PKG FR RT SALE	KG	470,798	156,086,382
3004909025	ANALGESICS, ANTIPYRETICS AND NONHORM ANTI-INFL ETC	KG	385,499	23,244,640
3004909030	ANTICONVULSANTS, HYPNOTICS & SEDATIVES FR RTL SALE	KG	51,615	5,843,432
3004909035	ANTIDEPRESSANTS, TRANQUILIZERS AND OTHER PSYCH AGT	KG	433,319	73,608,605

TABLE - 1 SHIPMENTS OF MERCHANDISE FROM THE UNITED STATES TO PUERTO RICO,
BY COMMODITY: FISCAL YEAR 2001

COMM CODE	DESCRIPTION	UNIT	QUANTITY	VALUE - $
3004909040	MEDICAMENTS PRIM AFFECT THE CENT NER SYSTEM,NESOI	KG	316,498	6,834,139
3004909045	DERMATOLOGICAL AGENTS AND LOCAL ANESTHETICS ETC.	KG	168,117	12,362,448
3004909050	LAXATIVES IN MEAS DOSES/PKG FOR RETAIL SALE, NESOI	KG	38,679	829,564
3004909055	ANTACIDS IN MEAS DOSES/PKG FOR RETAIL SALE, NESOI	KG	112,225	1,005,393
3004909060	OTHER MEDICAMENTS PRIM AFFECT DIGEST SYS NESOI	KG	878,388	27,568,819
3004909065	DIURETICS IN MEAS DOSES/PKG FOR RTL SALE, NESOI	KG	6,952	523,729
3004909070	MEDICAMENT PRIM AFFECT ELECTROLY,CALORIC ETC,NESOI	KG	3,278,931	3,713,084
3004909075	COUGH AND COLD PREPARATIONS, NESOI	KG	685,440	8,486,528
3004909080	ANTIHISTAMINES IN MEAS DOSES /PKG RTAL SALE,NESOI	KG	185,861	10,507,959
3004909085	OTHER MEDICAMENTS PRIM AFFECT THE EYES, EARS ETC	KG	113,753	11,974,935
3004909090	MEDICAMENTS IN MEAS DOSES FOR RETAIL SALE, NESOI	KG	19,720,075	465,420,256
3005100000	ADHESIVE DRESSINGS AND OTHER ARTCL HAVING ADH LAY	KG	17,168,731	42,877,487
3005900000	WADDING, GAUZE AND SIMILAR ARTICLES ETC NESOI	KG	1,548,624	8,486,016
3006100000	STERILE SURGICAL CATGUT, SIMILAR STERILE MATER ETC	KG	83,520	11,208,908
3006200000	BLOOD-GROUPING REAGENTS	KG	8,891	1,437,414
3006300000	OPACIFYING PREPARATIONS FOR X-RAY EXAMINATIONS ETC	KG	71,746	1,569,801
3006400000	DENTAL CEMENTS AND OTHER DENTAL FILLINGS ETC	KG	28,164	300,990
3006500000	FIRST-AID BOXES AND KITS	KG	178,012	2,251,941
3006600000	CHEMICAL CONTRACEPTIVE PREPS BASED ON HORMONES ETC	KG	55,594	2,519,043
	FERTILIZERS.....	TOTAL		16,665,951
3100000000	FERTILIZERS A FERT MATERIALS	X		16,665,951
	TANNING OR DYEING EXTRACTS; TANNINS AND THEIR DERIVATIVES; DYES, PIGMENTS AND OTHER COLORING MATTER ; PAINTS AND VARNISHES; PUTTY AND OTHER MASTICS; INKS.....	TOTAL		120,398,954
3201100000	QUEBRACHO EXTRACT	KG	19,958	13,440
3202100000	SYNTHETIC ORGANIC TANNING SUBSTANCES	KG	3,512	52,902
3202900000	INORGANIC TANNING SUBSTANCES & TANNING PREP, NESOI	KG	4,882	66,622
3203000000	COLORING MATTER OF VEGETABLE OR ANIMAL ORIGIN	KG	137,639	263,888
3204110000	DISPERSE DYES AND PREPARATIONS BASED THEREON	KG	15,526	39,996
3204120000	ACID DYES & PREPS, MORDANT DYES & PREPS	KG	29,210	250,154
3204130000	BASIC DYES AND PREPARATIONS BASED THEREON	KG	513,247	5,723,491
3204140000	DIRECT DYES & PREPARATIONS BASED THEREON	KG	75,403	957,089
3204150000	VAT DYES & PREPARATIONS BASED THEREON	KG	3,072	49,125
3204160000	REACTIVE DYES & PREPARATIONS BASED THEREON	KG	1,089	25,617
3204170000	PIGMENTS & PREPARATIONS BASED THEREON	KG	3,221,541	5,460,564
3204192550	SOLVENT DYES & PREPARATIONS BASED THEREON	KG	875	22,267
3204196000	OTHER INCLUDING MIXTURES, NESOI	KG	8,064	32,467
3204200000	SYNTHETIC ORGANIC PROD, FLUORESCENT BRIGHTNG AGENT	KG	26,634	77,964
3204900000	SYNTHETIC ORGANIC COLORING MATTER,NESOI	KG	422	67,394
3205000010	YELLOW COLOR LAKES & PREPS, IN NOTE 3 TO THIS CHAP	KG	11,119	309,140
3205000020	RED COLOR LAKES & PREPS, IN NOTE 3 TO THIS CHAP	KG	1,354	58,745
3205000030	VIOLET COLOR LAKES & PREPS, IN NOTE 3 TO THIS CHAP	KG	360	16,300
3205000040	BLUE COLOR LAKES & PREPS, IN NOTE 3 TO THIS CHAP	KG	41,466	471,182
3205000050	COLOR LAKES & PREPS, IN NOTE 3 TO THIS CHAP, NESOI	KG	109,588	9,223,885
3206110000	PIGMNTS\PREPS CONT =>80% TITANIUM DIOXIDE, DRY WT	KG	4,634,426	9,218,116
3206190000	PIGMENTS & PREPS BASED ON TITANIUM DIOXIDE,NESOI	KG	761,154	1,402,573
3206200000	PIGMENTS & PREPARATIONS BASED ON CHROMIUM COMPOUND	KG	20,885	84,201
3206410000	ULTRAMARINE AND PREPARATIONS BASED THEREON	KG	16,339	43,465
3206430000	PIGMENTS & PREPARATIONS BASED ON HEXACYANOFERRATES	KG	53	6,398
3206492000	PREPARATIONS BASED ON IRON OXIDES	KG	54,135	104,388
3206496000	OTHER COLORING MATTER AND OTHER PREPARATION, NESOI	KG	57,450	358,657
3206500000	INORGANIC PRODUCTS OF A KIND USED AS LUMINOPHORES	KG	1,086	423,194
3207100000	PREPARED PIGMENTS,OPACIFIERS,COLORS & SIMILAR PREP	KG	4,695	63,911
3207200000	VITRIFIABLE ENAMELS & GLAZES,ENGOBES(SLIPS),ETC	KG	2,444	100,421
3207300000	LIQUID LUSTRES AND SIMILAR PREPARATIONS	KG	19,718	22,418
3207400000	GLASS FRIT & OTH GLASS, IN FORM OF POWDER/FLAKES	KG	83,208	1,470,494
3208100000	PAINTS & VARNISHES,IN NONAQUEOUS MEDIUM,POLYESTERS	L	651,509	2,791,135
3208200000	PAINTS & VARNISHES,NONAQUEUS,ACRYLIC/VINYL POLYMER	L	1,418,981	6,337,476
3208900000	PAINTS & VARNISHES,IN NONAQUEUS MEDIUM,NESOI	L	817,269	3,243,632
3209100000	PAINTS & VARNISHES,AQUEUS, ACRYLIC OR VINYL POLYMR	L	18,426,519	22,996,193

TABLE - 1 SHIPMENTS OF MERCHANDISE FROM THE UNITED STATES TO PUERTO RICO,
BY COMMODITY: FISCAL YEAR 2001

COMM CODE	DESCRIPTION	UNIT	QUANTITY	VALUE - $
3209900000	PAINTS & VARNISHES,IN AN AQUEOUS MEDIUM, NESOI	L	246,718	938,649
3210000000	OTHER PAINTS & VARNISH,PREP WATER PIGMTS FOR LETHR	L	361,463	1,898,879
3211000000	PREPARED DRIERS	KG	213,640	1,079,568
3212100000	STAMPING FOILS	M2	377,246	489,756
3212900010	METALLIC ALUMINUM PIGMENTS	KG	10,620	62,867
3212900050	PIGMENTS,NONAQUEUS,OTH COLORING MAT,RETAIL,NESOI	KG	228,988	504,700
3213100000	ARTISTS' STUDENTS'COLORS ETC, COLORS IN SETS	X		182,385
3213900000	ARTISTS' STUDENTS'COLORS ETC, NESOI	PCS	198,698	199,571
3214100010	CAULKING COMPOUNDS	KG	116,529	374,140
3214100020	MASTICS; EXCEPT CAULKING COMPOUNDS	KG	52,743	93,865
3214100090	PAINTERS' FILLINGS	KG	575,137	1,095,366
3214901000	GLAZERS' PUTTY,ETC, BASED ON RUBBER	KG	37,825	47,604
3214905000	GLAZERS' PUTTY,ETC, NESOI	KG	461,057	801,309
3215110010	PRINTING INK,BLACK, NEWS	KG	839,508	1,510,228
3215110020	PRINTING INK, BLACK, FLEXOGRAPHIC	KG	629,892	8,455,414
3215110030	PRINTING INK, BLACK, GRAVURE	KG	233	18,386
3215110040	PRINTING INK, BLACK, LETTERPRESS	KG	58,361	324,937
3215110050	PRINTING INK, BLACK, OFFSET LITHOGRAPHIC	KG	70,511	621,446
3215110060	PRINTING INK, BLACK, NESOI	KG	1,952,481	17,517,399
3215190010	PRINTING INK,OTHER THAN BLACK, NEWS	KG	245,159	1,190,929
3215190020	PRINTING INK,OTHER THAN BLACK, FLEXOGRAPHIC	KG	126,477	485,232
3215190030	PRINTING INK, OTHER THAN BLACK, GRAVURE	KG	91	7,515
3215190040	PRINTING INK, OTHER THAN BLACK, LETTERPRESS	KG	491	15,926
3215190050	PRINTING INK,OTHER THAN BLACK,OFFSET LITHOGRAPHIC	KG	17,439	227,644
3215190060	PRINTING INK, OTHER THAN BLACK, NESOI	KG	69,489	775,308
3215901000	DRAWING INK	KG	26,739	369,053
3215905000	INK,NESOI	KG	806,245	9,261,974
	ESSENTIAL OILS AND RESINOIDS; PERFUMERY, COSMETIC OR TOILET PREPARATIONS.....	TOTAL		210,370,964
3301110000	ESSENTIAL CITRUS FRUIT OILS OF BERGAMOT	KG	36,285	198,994
3301120000	ESSENTIAL CITRUS FRUIT OILS OF ORANGE	KG	35,526	426,001
3301130000	ESSENTIAL CITRUS FRUIT OILS OF LEMON	KG	185,364	4,772,159
3301140000	ESSENTIAL CITRUS FRUIT OILS OF LIME	KG	35,632	339,468
3301190000	ESSENTIAL OILS OF CITRUS FRUIT, NESOI	KG	23,568	282,518
3301240000	ESSENTIAL OILS OF PEPPERMINT (MENTHA PIPERITA)	KG	17,628	184,964
3301250020	ESSENTIAL OILS OF SPEARMINT	KG	4,591	120,240
3301250060	ESSENTIAL OILS OF MINTS, NESOI	KG	22,513	606,264
3301295045	ESSENTIAL OILS OF CEDARWOOD, CLOVE AND NUTMEG	KG	907	55,000
3301296000	ESSENTIAL OILS, EXC THOSE OF CITRUS FRUIT, NESOI	KG	25,090	419,580
3301300000	RESINOIDS	KG	851,186	2,428,829
3301901000	EXTRACTED OLEORESINS	KG	62,861	359,134
3301905000	CONCRETES& ABSOL;CONCENTRAT,ETC OF ESSEN OIL,NESOI	KG	314,752	772,102
3302100000	MIXTURES ODORIFEROUS SUBSTANCE USE FOOD/ DRINK IND	KG	8,868,920	54,737,146
3302900010	PERFUME OIL BLENDS, PROD USE FINISHED PERFUME BASE	KG	444,676	15,568,555
3302900050	ODORIFEROUS SUBSTANCE USE AS RAW MATER IND, NESOI	KG	158,139	1,944,769
3303000000	PERFUMES AND TOILET WATERS	KG	1,528,523	17,363,433
3304100000	LIP MAKE-UP PREPARATIONS	X		6,745,610
3304200000	EYE MAKE-UP PREPARATIONS	X		1,394,301
3304300000	MANICURE OR PEDICURE PREPARATIONS	X		1,143,137
3304910010	ROUGES	X		232,595
3304910050	MAKE-UP POWDER, WHETHER/NT COMPRESSED, NESOI	X		2,124,663
3304991000	PETROLEUM JELLY PUT UP FOR RETAIL SALE	X		282,649
3304995000	BEAUTY & SKIN CARE PREPARATION, NESOI	X		18,959,495
3305100000	SHAMPOOS	X		16,935,199
3305200000	PREPARATIONS FOR PERMANENT WAVING OR STRAIGHTENING	X		447,611
3305300000	HAIR LACQUERS	KG	475,293	1,198,570
3305900000	PREPARATIONS FOR USE ON THE HAIR, NESOI	KG	5,731,110	19,565,987
3306100000	DENTIFRICES	X		144,638
3306200000	YARN USED TO CLEAN BETWEN THE TEETH (DENTAL FLOSS)	X		148,979
3306900000	PREPARATIONS FOR ORAL/DENTAL HYGIENE, NESOI	KG	1,738,686	5,042,588
3307100000	PRE-SHAVE, SHAVING OR AFTER-SHAVE PREPARATIONS	X		1,112,070
3307200000	PERSONAL DEODORANTS AND ANTIPERSPIRANTS	X		6,634,444
3307300000	PERFUMED BATH SALTS AND OTHER BATH PREPARATIONS	KG	260,017	905,262

TABLE - 1 SHIPMENTS OF MERCHANDISE FROM THE UNITED STATES TO PUERTO RICO,
BY COMMODITY: FISCAL YEAR 2001

COMM CODE	DESCRIPTION	UNIT	QUANTITY	VALUE - $
3307410000	ODORIFEROUS PREPARATIONS WHICH OPERATE BY BURNING	X		27,385
3307490000	PREPARATIONS FOR PERFUMING/DEODORIZING ROOMS	KG	1,243,287	3,156,129
3307900000	PERFUMERY, COSMETIC OR TOILET PREPARATIONS, NESOI	X		23,590,496
	SOAP, ORGANIC SURFACE-ACTIVE AGENTS, WASHING PREPARATIONS, LUBRICATING PREPARATIONS, ARTIFICIAL WAXES, PREPARED WAXES, POLISHING OR SCOURING PREPARATIONS, CANDLES AND SIMILAR ARTICLES , MODELING PASTES, DENTAL WAXES AND DENTAL PREPARATIONS WITH A BASIS OF PLASTER.....	TOTAL		133,123,352
3401110000	SOAP & OTH ORGANIC SURF ACT PROD, TOILET USE, BARS	KG	4,542,741	8,005,137
3401190000	SOAP & OTH ORGN SURF ACT PROD NOT TOILET USE,BARS	KG	15,638,447	18,375,613
3401200000	SOAP IN OTHER FORMS	KG	2,107,484	3,309,725
3402110000	SOAP & OTH ORGN SURF-ACT PROD NOT TOILET USE, BARS	KG	12,266,127	20,162,069
3402120000	CATIONIC ORGANIC SURFACE-ACTIVE AGENTS	KG	93,328	171,064
3402130000	NONIONIC ORGANIC SURFACE-ACTIVE AGENTS	KG	1,342,134	2,391,346
3402191000	ORGANIC SURF ACT AGENTS,OTHER, AROMATIC	KG	152,539	544,057
3402195000	ORGANIC SURF ACT AGENTS, OTHER, NOT AROMATIC	KG	1,233,246	1,539,082
3402201000	PREP FOR RETAIL SALE,CONT AROMATIC SURF ACT AGENT	KG	1,138,475	1,248,488
3402205000	PREP FOR RETAIL SALE,NOT CONT AROMATIC SURF ACT AG	KG	4,422,430	5,457,791
3402901000	SYNTHETIC DETERGENTS	KG	21,919,666	29,214,375
3402903000	SURFACE-ACTIVE PREP, AROMATIC OR MODIFIED AROMATIC	KG	119,570	192,288
3402905010	CLEANING PREPARATIONS	KG	8,489,177	13,256,427
3402905030	CLEANING PREPARATIONS	KG	3,176,323	5,499,480
3402905050	SURFACE-ACT PREP, NOT AROMATIC,NOT MODIFIED AROM	KG	2,368,280	6,677,061
3403111000	PREPS, TREATMENT OF TEXT MATERIALS,CONT PETROLEUM	KG	32,104	75,660
3403115000	PREP FOR,TREATMENT OF LEATHER FURS KINS,ETC, NESOI	KG	28,792	106,277
3403190000	LUBRICATING PREPS CONT PETROLEUM OIL FR BITUMINOUS	KG	2,809,572	3,076,903
3403910000	PREP, TREATMENT OF TEXT,FURSKIN ETC EXC CONT PETRO	KG	48,139	285,615
3403990000	LUBRICATING PREPS,NOT CONT PETROLEUM OILS,NESOI	KG	898,939	2,989,267
3404100000	ARTIFICIAL WAXES & PREP WAXES,OF CHEM MOD LIGNITE	KG	5,950	49,208
3404200000	ARTIFICIAL WAXES OF POLYETHYLENE GLYCOL	KG	298,329	711,759
3404900000	ARTIFICIAL WAXES AND PREPARED WAXES, NESOI	KG	1,219,079	1,857,703
3405100000	POLISHES,CREAMS,PREPARATIONS FOR FOOTWEAR ORLEATHR	X		477,400
3405200000	POLISHES,CREAMS AND SIMILAR PREPS FOR WOOD	X		148,868
3405300000	POLISHES AND PREPS FOR COACHWORK,EXCEPT METAL POL	X		226,856
3405400000	SCOURING PASTES AND POWDERS AND OTHER SCOURING PRP	KG	2,507,021	4,314,488
3405900000	POLISHES AND CREAMS ETC, NESOI	X		1,057,070
3406000000	CANDLES, TAPERS AND THE LIKE	KG	1,248,136	1,296,825
3407002000	MODELING PASTES, INCLD THOSE FOR CHILDRN AMUSEMENT	KG	39,857	269,099
3407004000	PREP OF DENTAL WAX/DENTAL IMPRESSION COMPOUNDS ETC	KG	21,554	136,351
	ALBUMINOIDAL SUBSTANCES;MODIFIED STARCHES; GLUES; ENZYMES.....	TOTAL	6,584,019	22,942,603
3501100000	CASEIN	KG	12,983	57,864
3501902000	CASEIN GLUES	KG	50,143	918,680
3501906000	CASEINATES AND OTHER CASEIN DERIVATIVES, NESOI	KG	42,046	150,346
3502110000	EGG ALBUMIN, DRIED	KG	1,188	190,000
3502190000	OTHER EGG ALBUMIN, EXCEPT DRIED	KG	2,713	3,000
3502200000	MILK ALBUMIN,INC CONCEN OF 2 OR MORE WHEY PROTEINS	KG	21,448	27,000
3502900000	ALBUMIN & ALBUMIN DERIVATIVES, NESOI	KG	9,525	545,357
3503005040	EDIBLE GELATIN AND PHOTOGRAPHIC GELATIN	KG	33,832	356,236
3503006000	GELATIN; GLUE ANIMAL ORIGIN, EXC CAESIN GLUE,NESOI	KG	247,473	1,554,391
3504001000	PROTEIN ISOLATES	KG	46,063	94,598
3504005000	PEPTONES, PROTEIN SUBSTANCES, & HIDE POWDER, NESOI	KG	282,111	211,931
3505100020	DEXTRINS, NESOI	KG	101,761	83,112
3505100040	MODIFIED STARCHES DERIVED FROM CORN (MAIZE) STARCH	KG	1,851,386	1,329,619
3505100092	MODIFIED STARCHES, NESOI	KG	1,169,839	789,286
3505200000	GLUES BASED ON STARCHES	KG	12,199	67,467
3506100000	PROD USE AS GLUE/ADHESIVE, FOR SALE, NT WT <= 1 KG	KG	863,888	3,545,409
3506910000	ADHESIVES BASED ON RUBBER, FOR SALE, NET WT <=1 KG	KG	1,285,754	7,502,550
3506990000	ADHESIVES, FOR RETAIL SALE, NET WT <=1 KG NESOI	KG	447,679	1,059,341

TABLE - 1 SHIPMENTS OF MERCHANDISE FROM THE UNITED STATES TO PUERTO RICO,
BY COMMODITY: FISCAL YEAR 2001

COMM CODE	DESCRIPTION	UNIT	QUANTITY	VALUE - $
3507100000	RENNET AND CONCENTRATES THEREOF	KG	7,547	86,980
3507902000	PENCILLIN G AMIDASE	KG	29	23,937
3507907000	ENZYMES AND PREPARED ENZYMES, NESOI	KG	94,412	4,345,499
	EXPLOSIVES; PYROTECHNIC PRODUCTS; MATCHES; PYROPHORIC ALLOYS; CERTAIN COMBUSTIBLE PREPARATIONS.....	TOTAL		1,867,774
3601000000	PROPELLANT POWDERS	KG	22,361	100,000
3602000030	DYNAMITE IN CARTRIDGES SUITABLE FOR BLASTING	KG	94,951	124,027
3602000060	PREPARED EXPLOSIVES, EXC PROPELLANT POWDERS, NESOI	KG	99,140	208,317
3603000000	SAFETY FUSES; DETONATING FUSE; PERCUSSION CAPS ETC	THS	18,287	318,522
3604101000	FIREWORKS, CLASS 1.4G (CLASS C)	KG	2,920	39,968
3604109000	FIREWORKS, NESOI	KG	11,267	55,048
3604900000	OTHER PYROTECHNIC ARTICLES, NESOI	KG	607	26,942
3605000000	MATCHES, EXC PYROTECHNIC ARTICLES OF HDG 3604	GCN	28,160	56,320
3606100000	LIQUID FUEL IN CONT FOR LIGHTERS NT EXCEED 300 CM3	NO	143,903	114,572
3606900000	FERROCERIUM; ARTICLE COMBUST MATER NOTE 2 CHP 36	KG	414,656	824,058
	PHOTOGRAPHIC OR CINEMATOGRAPHIC GOODS.....	TOTAL		31,097,795
3701100030	XRAY FILM FOR MEDICAL, OTHER THAN DENTAL IN FLAT	M2	619,946	4,464,262
3701100060	XRAY FILM, EXCEPT MEDICAL & DENTAL IN THE FLAT	M2	55,773	529,935
3701200000	INSTANT PRINT FILM	NO	346,768	1,092,479
3701300000	OTH PLATES & FILM, WITH ANY SIDE EXCEEDING 255 MM	M2	170,982	409,147
3701910000	PHOTO PLATES & FILM FOR COLOR PHOTOGRAPHY, FLAT	X		159,365
3701996030	GRAPHIC ART FILM EXCEPT FOR COLOR PHOTOGRAPHY	M2	8,220	21,596
3701997000	GRAPHIC ARTS FILM, EXCEPT DRY PLATES	M2	193,158	622,192
3702100030	X-RAY FILM IN ROLLS FOR MEDICAL, OTHER THAN DENTAL	M2	67,060	268,774
3702100060	X-RAY FILM IN ROLLS, EXCEPT FOR MEDICAL & DENTAL	M2	9,988	60,270
3702200000	INSTANT PRINT FILM IN ROLLS	M2	718,407	1,571,236
3702310000	OTH FILM W/O PERFORATIONS, NT OV 105MM,COLOR PHOTO	NO	262,969	591,137
3702320030	MICROFILM, W SILVER HALIDE EMULSION IN ROLLS	M2	729	469,094
3702320060	OTHER FILM WITH SILVER HALIDE EMULSION, ROLLS, NES	M2	4,947	103,801
3702390000	OTH FILM W/O PERFORATIONS,NT OV 105MM,IN ROLLS	M2	13,163	49,316
3702420000	OTH FLM,W/O PERFORATIONS,OV 610MM& OV200MM EXC CLR	M2	26,375	114,730
3702440030	GRAPHIC ARTS FILM,W/O PERF, OV 105MM, NOT OV 610MM	M2	1	2,682
3702440060	OTH FLM,W/O PERFORATIONS,OV 105MM,NT OV610MM,NESOI	M2	171	7,572
3702510000	FLM, CLR PHOTO,NT OV 16MM & NT OV 14M IN LENGTH	NO	114,974	134,416
3702520030	REVERSAL COLOR FILM,NT OV 16MM & OV 14 M IN LENGTH	M2	26,176	22,196
3702520060	FLM, CLR PHOTO, NT OV 16MM & OV 14M, EXC REVERSAL	M2	68,848	201,635
3702530000	OTH FLM,CLR PHOTO,OV 16MM,NT OV 35MM& NT OV30M,SLD	NO	624,725	606,798
3702540000	OTH FLM,CLR PHOTO,OV 16MM,NT OV 35MM&<=30MM,EX,SLD	NO	2,554,511	4,283,642
3702550030	REVERSAL COLOR FILM, OV 16MM & NT OV 35MM OV 30 M	M2	1,525	58,598
3702550060	FLM, CLR,OV 16MM & NT OV 35MM,OV 30MM,EXC REVERSAL	M2	16,560	151,849
3702560030	MOTION-PICTURE FILM , OVER 35MM FOR COLOR PHOTO	M	14,620	3,933
3702560060	FLM, CLR PHOTO, OVER 35MM, EXC MOTION PICTURE FILM	M2	11,233	560,216
3702910000	FLM, CLR PHOTO, NOT OVER 16MM & NOT OVER 14 M	NO	33,492	143,322
3702920000	FILM, COLOR PHOTO, NOT OVER 16MM & OVER 14 M	M2	1,774	5,198
3702930000	FILM, COLOR PHOTO,OV 16MM,NT OV35MM,NT OV 30 M	NO	384,972	467,304
3702940000	FILM,COLOR PHOTO, OV 16MM,NT OV 35MM, & OVER 30 M	M2	37,547	167,916
3702950000	FILM FOR COLOR PHOTOGRAPHY OF A WIDTH OVER 35M	M2	582,900	1,149,828
3703103070	SLVR HALIDE PAPER, PICTORIAL USE, ROLLS OVER 610MM	M2	34,744	31,744
3703103090	SLVR HALIDE PAPER, LINE REPRODUCT,ROLLS OV 610MM	M2	2,259,226	1,628,219
3703106000	PHOTO PAPER, IN ROLLS OVER 610MM, UNEXPOSED,NESOI	M2	67,216	355,760
3703203000	SLVR HALIDE PAPER, CLR PHOTO, IN ROLLS < 610 MM	M2	1,558,813	2,344,479
3703206000	PHOTO PAPER,IN ROLLS < 610 MM, UNEXPOSED, NESOI	M2	8,266	28,367
3703903070	SLVR HALIDE PAPER, PICTORIAL USE, EXCEPT IN ROLLS	M2	8,295	27,642
3703903090	SILVER HALIDE PAPER LINE REPRODUCTION, NESOI	M2	234,307	157,788
3703906000	PHOTO PAPER,PAPERBOARD&TEXT SENSITIZE, UNEXP,NESOI	M2	313,843	735,691
3704000000	PHOTO PLATES, FLM, PAPER, ETC, EXPOSED, NT DEVELOP	M2	51,876	140,855
3705100000	PHOTO PLATES & FILM, EXPOS & DEVL,FOR OFFSET REPRO	NO	71,536	27,500
3705201000	PHOTO PLATES & FILM, EXPOS & DEVL FOR MICROFILM	X		227,807
3705205000	PHOTO PLATE & FILM, EXPOS & DEVL, MICROFILM, NESOI	X		352,158
3705900000	PHOTO PLATES & FILM, EXPOS & DEVL, NESOI	X		387,986

TABLE - 1 SHIPMENTS OF MERCHANDISE FROM THE UNITED STATES TO PUERTO RICO,
BY COMMODITY: FISCAL YEAR 2001

COMM CODE	DESCRIPTION	UNIT	QUANTITY	VALUE - $
3706103000	SOUND RECORDING,MOTION PICT FLM,FOR EXHIBIT,> 35MM	M	12	40,438
3706106030	POSITIVE RELEASE PRINTS FOR FEATURE FILM , >=35 MM	M	41,844	13,728
3706106060	FEATURE FILM, EXCEPT POSITIVE RELEASE PRINT, >=35M	M	18,103	23,400
3706900000	OTH MOTION-PICTURE FILM, EXPOS & DEVLP, < 35 MM	M	210,840	199,502
3707100090	CHEMICAL SENSITIZING EMULSIONS FOR PHOTO USE,NESOI	KG	7,120	199,152
3707900000	CHEM PREP,PHOTO USE, MEAS/RTL SALE, NESOI	KG	556,859	5,681,140
	MISCELLANEOUS CHEMICAL PRODUCTS.....	TOTAL		222,414,263
3801100000	ARTIFICAL GRAPHITE	KG	128,274	355,338
3801200000	COLLOIDAL OR SEMI-COLLOIDAL GRAPHITE	KG	475	4,788
3801300000	CARBONACEOUS PASTES FOR ELECTRODES&SIMILAR PASTES	KG	25,969	90,865
3801900000	PREPARATIONS BASED ON GRAPHITE, NESOI	KG	3,953	20,032
3802100000	ACTIVATED CARBON	KG	209,961	484,339
3802901000	BONE BLACK	KG	117,160	44,917
3802902000	ACTIVATED CLAYS AND ACTIVATED EARTHS	KG	231,081	81,112
3802905000	ANIMAL BLACK, INCLUDING SPENT ANIMAL BLACK, NESOI	KG	28,083	39,060
3803000000	TALL OIL, WHETHER OR NOT REFINED	KG	214,660	234,145
3804001000	LIGNIN SULFONIC ACID AND ITS SALTS	KG	2,041,103	1,679,988
3804005000	RESIDUAL LYES FROM MFG WOOD PULP, NESOI	KG	1,335	5,032
3805100000	GUM, WOOD OR SULFATE TURPENTINE OILS	L	20,745	10,372
3805200000	PINE OIL	KG	240,539	2,361,911
3805900000	TERPENIC OIL,CRUDE DIPENTENE,CRD PARA-CYMENE,NESOI	KG	17,551	191,765
3806100010	GUM ROSIN	KG	3,345	6,848
3806100050	ROSIN, EXCEPT GUM, NESOI	KG	54,211	49,000
3806200000	SALTS OF ROSIN,OF RESIN ACIDS OR OF DERIV	KG	745,360	629,217
3806300000	ESTER GUMS	KG	452,041	1,509,628
3806900000	RUN GUMS, NESOI	KG	44,745	208,234
3807000000	WOOD TAR,VEGETABLE PITCH ETC, &SIMILAR PREPARATION	KG	193,724	442,799
3808100000	INSECTICIDES	KG	6,049,839	59,415,270
3808200000	FUNGICIDES	KG	406,677	894,655
3808300000	HERBICIDES, ANTISPROUTING PRODUCTS & PLT-GRWTH REG	KG	759,546	5,330,224
3808400000	DISINFECTANTS	KG	376,365	867,891
3808900000	RODENTICIDES AND SIMILAR PRODUCTS, FOR RETAIL SALE	KG	472,394	2,104,728
3809910000	FINISHING AGENTS, NESOI,CONT >=5% WGT, >= 1 AROMT	KG	645,286	466,302
3809920000	FINISHING AGENTS, DYE CARRIERS, USED IN PAPER IND	KG	45,726	76,974
3810100000	PICKLING PREP FOR METAL SURFACES, SOLDERING, ETC	KG	55,029	1,558,506
3810900000	FLUXES & OTH AUXILIARY PREP, SOLDERING, ETC, NESOI	KG	21,428	207,744
3811110000	ANTIKNOCK PREPARATIONS, BASED ON LEAD COMPOUNDS	KG	914	5,529
3811190000	ANTIKNOCK PREPARATIONS, NESOI	KG	450,584	798,969
3811210000	ADDITIVE FOR LUB OIL CONT PETRO/BITUMINOUS MINRL	KG	10,983,198	9,249,751
3811290000	ADD FOR LUB OILS, EX THOSE WITH PETROL OIL ETC	KG	477,250	1,175,326
3811900000	ADDITIVES FOR LUBRICATING OILS, NESOI	KG	1,161,002	2,589,621
3812100000	PREPARED RUBBER ACCELERATORS	KG	887	26,559
3812200000	COMPOUND PLASTICIZERS FOR RUBBER OR PLASTICS	KG	1,824,238	1,819,572
3812300000	ANTIOXIDIZING PREP & OTH COMPND,FOR RUBBER/PLASTIC	KG	123,024	439,698
3813000000	PREP & CHGS FOR FIRE-EXTINGUISHERS ETC	KG	92,421	484,301
3814000000	ORGANIC COMPOSITE SOLVENTS & THINNERS, NESOI	KG	906,676	4,325,308
3815110000	SUPPORTED CATALYSTS W NICKEL/NICKEL COMPOUND ETC	KG	570	2,762
3815120000	SUPPORTED CATALYSTS W PREC METAL/PREC MTL COMPND	KG	29,314	4,601,171
3815190000	SUPPORTED CATALYSTS, NESOI	KG	20,888	80,640
3815900000	REACTION INITIATORS & ACCELERATORS, ETC, NESOI	KG	118,099	628,705
3816000010	REFRACTORY CEMENTS,MORTARS,CONCRETES OF CLAY	KG	649,066	388,502
3816000050	REFRACTORY CEMENTS, MORTARS, EXC OF 3801, NESOI	KG	1,754,635	3,080,362
3818000000	CHEM ELEM DOPED, USED IN ELECTRON, DISCS WAFERS ET	KG	548,029	2,564,556
3819000000	HYDRAULIC BRAKE FLUIDS/LIQ FOR HYDRAULIC TRANS ETC	KG	1,083,387	1,145,564
3820000000	ANTIFREEZING PREP & PREPARED DEICING FLUIDS	KG	883,033	624,009
3821000000	PREPARED CULTURA MEDIA FOR DEVEL OF MICROORGANISMS	KG	5,553,104	13,986,587
3822000000	COMPOSITE DIAGNOSTIC/LAB REAGENTS, EXC 3002/3006	KG	1,180,752	78,880,165
3823110000	STEARIC ACID	KG	407,007	486,818
3823120000	OLEIC ACID	KG	19,958	8,800
3823130000	TALL OIL FATTY ACIDS	KG	116,185	95,027
3823192000	IND MONOCARB FATY ACID;DER COCONUT,PALM-KERNL,PALM	KG	96,737	95,545
3823194000	IND MONOCARBOXY FATTY ACIDS; ACD OIL F/REFIN,NESOI	KG	102,863	125,316
3823702000	OLEYL ALCOHOL	KG	89,974	47,910
3823704000	IND FATTY ALCOHOLS,DER FM FATY SUBS ANIMAL/VEG OGN	KG	206,491	282,385

TABLE - 1 SHIPMENTS OF MERCHANDISE FROM THE UNITED STATES TO PUERTO RICO,
BY COMMODITY: FISCAL YEAR 2001

COMM CODE	DESCRIPTION	UNIT	QUANTITY	VALUE - $
3823706000	INDUSTRIAL FATTY ALCOHOLS, NESOI	KG	2,497,414	2,246,878
3824100000	PREPARED BINDERS FOR FOUNDRY MOLDS OR CORES	KG	420,805	523,965
3824200000	NAPHTHENIC ACIDS, WATER-INSOLUBLE SALTS & ESTERS	KG	26,456	179,351
3824300000	NONAGGLOMERATED METAL CARBIDE MIXED W METALLIC ETC	KG	5,918	10,130
3824400000	PREPARED ADDITIVES FOR CEMENTS, MORTARS/CONCRETES	KG	1,847,978	1,354,998
3824500010	WET NONREFRACTORY MORTARS AND CONCRETES	T	38	27,825
3824500050	NONREFACTORY MORTARS AND CONRETES EXCEPT WET	T	700	339,018
3824600000	SORBITOL OTHER THAN THAT OF SUBHEADING 2905.44	KG	45,980	61,720
3824790000	ACYCLIC PERHALOGENATED DERIVATIVES, NESOI	KG	2,265	15,156
3824901100	CULTURED CRYSTAL, EX OPT >=2.5 G WGT EA, IN INGOT	KG	71,014	304,094
3824901900	CULTURED CRYSTAL, EXC OPTICAL >=2.5g BY WGT, NESOI	KG	82,728	167,519
3824904000	FATTY SUBST OF ANIMAL/VEGETABLE ORGIN MIXTURES	KG	21,758	89,221
3824904795	MIXTURES OF HALOGENATED HYDROCARBONS, NESOI	KG	65,890	613,418
3824909010	MIXTURES, ACYCLIC, UNSUBT ALCH CONT C11 OR LOWER	KG	752	25,283
3824909040	MIXTURES, ACYCLIC, MONOHYDRIC, UNSUBST ALCH, NESOI	KG	181,425	1,272,420
3824909060	CHEM PRODUCTS & PREP OF CHEM/ALLIED INDUSTRY,NESOI	KG	1,649,077	7,772,125
	PLASTICS AND ARTICLES THEREOF; RUBBER AND ARTICLES THEREOF.....	TOTAL		733,349,192
	PLASTICS AND ARTICLES THEREOF.....	TOTAL		623,149,656
3901100010	LINEAR LOW DENSITY POLYETHYLENE,SPEC GRAV < 0.94	KG	2,692,807	2,949,983
3901100020	LOW DENSITY POLYETHYLENE,EXCEPT LINEAR,SP GR <0.94	KG	7,155,005	6,882,730
3901100030	MEDIUM DENSITY POLYETHYLENE, SPEC GRAVITY <0.94	KG	94,750	354,685
3901200000	POLYETHYLENE HAVING A SPEC GRAVITY OF 0.94 OR MORE	KG	18,538,552	16,497,125
3901302000	ETHYLENE-VINYL ACE COPOLY:VINYL ACE-VINYL CHLR-ETH	KG	3,490	6,619
3901306000	ETHYLENE-VINYL ACETATE COPOLYMERS,NESOI	KG	88,194	212,859
3901901000	POLYMERS OF ETHYLENE IN PRIMARY FORM,ELASTOMERIC	KG	65,342	141,972
3901905500	ETHYLENE COPLOYMERS	KG	42,000	50,000
3901909000	POLYMERS OF ETHYLENE IN PRIMARY FORM,NESOI	KG	799,639	751,416
3902100000	POLYPROPYLENE	KG	4,678,982	5,530,993
3902201000	POLYISOBUTYLENE,ELASTOMERIC	KG	1,200	4,400
3902205000	POLYISOBUTYLENE,NESOI	KG	414,394	1,065,722
3902300000	PROPYLENE COPOLYMERS	KG	18,144	17,040
3902900010	POLYBUTYLENE	KG	11,850	41,349
3902900050	POLYMERS OF PROPYLENE/OTHR OLEFINS PRIM FORM,NESOI	KG	203,600	788,699
3903110000	POLYSTYRENE,EXPANDABLE	KG	187,027	262,479
3903190000	POLYSTYRENE,NESOI	KG	1,617,319	2,278,325
3903200000	STYRENE-ACRYLONITRILE (SAN) COPOLYMERS	KG	139,707	310,769
3903300000	ACRYLONITRILE-BUTADIENE-STYRENE (ABS) COPOLYMERS	KG	1,082,957	3,173,711
3903900000	POLYMERS OF STYRENE, IN PRIMARY FORMS, NESOI	KG	858,194	1,439,816
3904100000	POLYVINYL CHLORIDE,NOT MIXED WITH ANY OTH SUBSTANC	KG	13,213,456	10,936,036
3904210000	OTHER POLYMERS OF POLYVINYL CHLORIDE,NONPLASTIZED	KG	404,133	645,151
3904220000	OTHER POLYMERS OF POLYVINYL CHLORIDE,PLASTICIZED	KG	9,753,389	9,222,211
3904302000	VINYL CHLOR-VINYL ACE COPOLY:VINYL ACE-VINYL CHLOR	KG	134,280	405,632
3904306000	VINYL CHLORIDE-VINYL ACETATE COPOLYMERS, NESOI	KG	3,918	8,222
3904400000	OTHER VINYL CHLORIDE COPOLYMERS	KG	73,956	116,489
3904500000	VINYLIDENE CHLORIDE POLYMERS	KG	6,041	7,125
3904610000	POLYTETRAFLUOROETHYLENE (PTFE)	KG	25,068	777,729
3904691000	OTHER FLUORO-POLYMERS,ELASTOMERIC	KG	101	42,761
3904695000	OTHER FLUORO-POLYMERS,EXCEPT ELASTOMERIC	KG	29,166	324,938
3904900000	POLYMERS OF OTH HALOG OLEFINS,PRIMARY FORM, NESOI	KG	86,751	434,799
3905120000	POLYMERS OF VINYL ACETATE,IN AQUEOUS DISPERSION	KG	785,983	894,838
3905190000	POLYMERS OF VINYL ACETATE,NOT IN AQUEOUS DISPERS	KG	1,276,289	5,405,680
3905210000	VINYL ACETATE COPOLYMERS,IN AQUEOUS DISPERSION	KG	4,964,882	3,854,924
3905290000	VINYL ACETATE COPOLYMERS, NESOI	KG	69,941	91,019
3905300000	POLYVINYL ALCOHOLS, W/WO UNHYDROLYZED ACETATE GRPS	KG	170,546	293,603
3905911000	COPOLYMERS: CONT BY WT >=50% DER VINYL ACETATE	KG	16,847	21,412
3905915000	OTHR VINYL COPOLYMERS, NESOI	KG	28,384	123,623
3905998000	OTHER VINYL POLYMERS IN PRIMARY FORMS,NESOI	KG	151,111	563,200
3906100000	POLYMETHYL METHACRYLATE	KG	251,926	423,600
3906901000	OTHR ACRYLIC POLYMERS IN PRIMARY FORM,ELASTOMERIC	KG	430,588	1,612,516
3906906000	OTHER ACRYLIC POLYMERS IN PRIMARY FORMS,NESOI	KG	2,714,991	8,047,643
3907100000	POLYACETALS	KG	802,354	2,723,769
3907200000	OTHER POLYETHERS	KG	1,110,788	1,885,703

TABLE - 1 SHIPMENTS OF MERCHANDISE FROM THE UNITED STATES TO PUERTO RICO,
BY COMMODITY: FISCAL YEAR 2001

COMM CODE	DESCRIPTION	UNIT	QUANTITY	VALUE - $
3907300000	EPOXIDE RESINS	KG	516,517	1,981,948
3907400000	POLYCARBONATES	KG	4,181,958	19,615,444
3907500000	ALKYD RESINS	KG	1,106,377	1,540,847
3907600000	POLYETHYLENE TEREPHTHALATE	KG	8,591,719	12,460,190
3907910000	OTHER POLYESTERS, UNSATURATED	KG	1,104,726	3,177,115
3907990000	OTHER POLYESTERS, SATURATED	KG	704,529	3,132,069
3908100000	POLYAMIDE-6,-11,-12,-6,6,-6,9,-6,10 OR -6,12	KG	2,006,634	6,606,217
3908902000	BIS(4-AMINO-3-METHYLCYCLOHEXYL)-METHANEISOPHTHALIC	KG	3,129	9,198
3908907000	OTHER POLYAMIDES IN PRIMARY FORMS	KG	67,236	191,953
3909100000	UREA RESINS,THIOUREA RESINS	KG	4,161,949	10,018,265
3909200000	MELAMINE RESINS	KG	167,089	339,646
3909300000	OTHER AMINO-RESINS	KG	409,130	1,120,349
3909400000	PHENOLIC RESINS	KG	904,638	3,372,931
3909501000	POLYURETHANES,ELASTOMERIC	KG	61,185	272,288
3909506000	POLYURETHANES, EXCEPT ELASTOMERIC	KG	901,918	4,171,654
3910000000	SILICONES IN PRIMARY FORMS	KG	370,152	2,198,219
3911100000	PETROLEUM RESINS,COUMARONE RESINS,ETC,POLYTERPENES	KG	7,380,344	7,523,927
3911901000	OTHER ELASTOMERIC RESINS NESOI	KG	5,402,429	8,641,221
3911906000	POLYSULFIDES,POLYSULFONES, & OTH PROD, NESOI	KG	3,272,011	22,091,887
3912110000	CELLULOSE ACETATES,NONPLASTICIZED	KG	699,173	6,675,349
3912120000	CELLULOSE ACETATES,PLASTICIZED	KG	192,856	471,440
3912200000	CELLULOSE NITRATES (INCLUDING COLLODIONS)	KG	82,371	175,571
3912310000	CARBOXYMETHYLCELLULOSE AND ITS SALTS	KG	176,913	1,030,553
3912390000	CELLULOSE ETHERS,NESOI	KG	883,319	9,307,523
3912900000	CELLULOSE & ITS CHEMICAL DERIV,PRIMARY FORMS,NESOI	KG	1,955,371	9,491,285
3913100000	ALGINIC ACID,ITS SALTS AND ESTERS	KG	49,743	103,392
3913901000	CHEMICAL DERIVATIVES OF NATURAL RUBBER	KG	892,260	3,310,405
3913908000	NATURAL POLYMERS & MODIF NAT POLYMRS,PRIM FM,NESOI	KG	2,834,306	4,550,054
3914002000	(CHOLESTYRAMINE RESIN USP)	KG	379	9,898
3914006000	ION-EXCHANG,BASD ON POLYMRS 3901-3913,PRI FM,NESOI	KG	90,194	2,539,176
3915100000	WASTE,PARING,SCRAP,OF PLAST,OF POLYMRS OF ETHYLENE	KG	8,011	47,540
3915200000	WASTE,PARING,SCRAP,OF PLAST,OF POLYMRS OF STYRENE	KG	77,564	46,522
3915300000	WASTE,PARINGS,SCRAP,OF PLAS,OF POLYMRS VINL CHLORI	KG	77	2,530
3915900010	OF POLYETHYLENE TEREPHTHALATE (PET) PLASTICS	KG	14,188	86,569
3915900090	OTHER PLASTICS OTHER THAN PET PLASTICS	KG	189,885	679,330
3916100000	RODS,STICKS & PROFILE SHAPE,OF POLYMRS OF ETHYLENE	KG	21,487	210,480
3916200000	RODS,STICKS & PROFILE SHAPES,OF POLYMR VIN CHLORID	KG	2,178	34,867
3916901000	RODS,STICKS,& PROFILE SHAPES,OF ACRYLIC POLYMERS	KG	4,432,561	31,563,467
3916902000	RACQUET STRINGS,OF PLASTIC	M	140,222	70,108
3916906000	MONOFILAMENTS,CROSS-SECTION >1MM,ROD, ETC, NESOI	KG	809,425	4,961,732
3917100000	ART GUTS, SAUSAGE CASING, HARDEN PROTEIN/CELLULOS	KG	84,823	430,517
3917210000	TUBES,PIPES & HOSES,RIGID,OF POLYMRS OF ETHYLENE	KG	121,217	1,192,995
3917220000	TUBES,PIPES & HOSES,RIGID,OF POLYMERS OF PROPYLENE	KG	16,044	182,706
3917230000	TUBES, PIPES & HOSES, OF POLYMER OF VINYL CHLORDIE	KG	3,108,504	4,567,687
3917290050	TUBES,PIPES & HOSES,RIGID,OF PLASTIC,NESOI<200MM	THS	10,704	695,987
3917290090	TUBES,PIPES & HOSES,RIGID,OF PLASTIC,NESOI>=200MM	KG	736,577	1,998,729
3917310000	FLEXIBLE TUBES,PIPES & HOSE,MIN BURST PRES 2>.6MPA	KG	183,022	586,193
3917320000	TUBES ETC, NT REINFORCED OR COMBINED, NESOI	KG	282,700	2,037,185
3917330000	TUBES,PIPES & HOSES,NOT RIGID,NOT REINF,WITH FIT	KG	81,018	455,783
3917390000	TUBES, PIPES & HOSES, NESOI	KG	6,333,052	13,549,266
3917400000	FITTINGS FOR TUBES,PIPES & HOSES,OF PLASTIC	KG	811,989	3,263,733
3918101000	VINYL TILE, WHETHER OR NOT SELF-ADHESIVE	M2	813,396	3,171,017
3918102000	FLOOR COVERINGS OF VINYL CHLORIDE POLYMERS, NESOI	M2	109,533	410,763
3918106000	WALL OR CEILING COVERINGS, POLYMER, VINYL CHLORID	M2	47,578	145,615
3918901000	FLOOR COVERINGS OF OTHER PLASTICS	M2	64,845	255,704
3918906000	WALL OR CEILING COVERINGS OF OTHER PLASTICS, NESOI	M2	80,720	253,543
3919101000	SELF-ADHES PLATES,ETC,ROLS <=20CM,LIGT REF,GLAS GR	X		1,799,956
3919102010	FILAMENT REINFORCED TAPE	M2	24,711	68,180
3919102020	ELECTRICAL TAPE	M2	169,718	415,215
3919102030	TRANSPARENT TAPE NOT EXCEEDING 5CM IN WIDTH	M2	300,896	296,894
3919102040	TRANSPARENT TAPE <=55 M IN WIDTH, NESOI	M2	93,742	120,266
3919102055	SELF-ADHS PLATE,SHEET,TAPE,ETC,PLTS,RL<=20CM,NESOI	M2	4,931,364	10,558,490
3919901000	SELF-ADHES PLATES,SHEET,ETC,LIGHT REFL,GLASS GRAIN	KG	146,634	792,888
3919905010	REFLECTORIZED SHEETING OF PLASTICS	M2	71,737	376,630
3919905020	FILAMENT REINFORCED TAPE, OF PLASTICS	M2	61,523	241,874
3919905030	ELECTRICAL TAPE OF PLASTICS	M2	14,182	184,435

TABLE - 1 SHIPMENTS OF MERCHANDISE FROM THE UNITED STATES TO PUERTO RICO,
BY COMMODITY: FISCAL YEAR 2001

COMM CODE	DESCRIPTION	UNIT	QUANTITY	VALUE - $
3919905040	TRANSPARENT TAPE OF PLASTIC	M2	54,176	114,096
3919905060	SELF-ADHS PLATE,SHEET,TAPE,ETC, OF PLASTICS,NESOI	M2	44,394,702	3,036,618
3920100000	PLATES,SHEETS,ETC,NONCELL, NOT REINF,POLM ETHYLENE	KG	3,210,766	11,767,145
3920200000	PLATES,SHEETS,ETC,NONCELL, NOT REIN,POLM PROPYLENE	KG	639,672	2,330,420
3920300000	PLATES,SHEETS,ETC, NONCELL,NOT REIN,POLYM STYRENE	KG	102,760	319,994
3920410000	PLATES,SHEETS,ETC,NONCELL,NT REIN,POLM VY CHL,RIGD	KG	2,721,076	11,188,857
3920420000	PLATES,SHEETS,ETC,NONCELL,NT REIN,POLM VY CHL,FLEX	KG	7,217,337	15,839,162
3920510000	PLATE,ETC,NONCELL,NT REIN, POLYMETHYL METHACRYLATE	KG	259,674	760,598
3920590000	PLATE,SHEET,FILM,FOIL,STRIP, ACRYLIC POLYMER,NESOI	KG	171,305	2,139,545
3920610000	PLATES,ETC,NONCEL,N REIN,OF POLYCARBONATES	KG	1,808	59,644
3920620000	PLATES,ETC,NONCEL,N REIN,POLYETHYLENE TEREPHTHLATE	KG	314,388	1,165,993
3920630000	PLATE,ETC,NONCELL,NT REIN, UNSATURATED POLYESTERS	KG	34,950	151,370
3920690000	PLATES,ETC,NONCEL,N REIN,OF OTHER POLYESTERS,NESOI	KG	18,845	248,141
3920710000	PLATES,ETC,NONCEL,N REIN,OF REGENERATED CELLULOSE	KG	613,464	2,782,330
3920720000	PLATES,ETC,NONCEL,N REIN,OF CELLULO OR DER,VLC FBR	KG	164,726	1,078,526
3920730000	PLATES,ETC,NONCEL,N REIN,OF CELLULOSE ACETATE	KG	31,102	410,672
3920790000	PLATE,ETC,NONCELL,NT REIN, CELLULOSE DERIVATIVES	KG	261,500	1,297,097
3920910000	PLATES,ETC,NONCEL,N REIN,OF POLYVINYL BUTYRAL	KG	51,255	223,854
3920920000	PLATES,ETS,NONCEL,N REIN,OF POLYAMIDES	KG	85,029	355,970
3920930000	PLATES,ETC,NONCEL, N REIN, OF AMINO-RESINS	KG	537	11,207
3920990000	PLATES,FOIL,NONCELL, NT REIN,OF OTH PLASTIC, NESOI	KG	1,755,526	6,206,842
3921110000	PLATES,SHEETS,FILM,FOIL,STRIP,CELL,PLYM OF STYRENE	KG	397,088	998,994
3921120000	PLATES,SHEETS,ETC, & STRIP,CELL,PLYM VINYL CHLORID	M2	129,456	228,166
3921130000	PLATES,SHEETS,ETC, & STRIP,CELL OF POLYURETHANES	X		2,923,272
3921140000	PLATES,SHEETS,FILM,ETC,CELL,OF REGENERAT CELLULOSE	KG	23,566	17,838
3921190000	PLATES,SHEETS,FILM,FOIL & STRIP,CELL,OF OTH PLAST	KG	1,284,216	4,998,594
3921901000	PLATES,SHEETS,ETC & STRIP,EXC CELL,COMBINED W TEXT	M2	1,874,261	3,825,214
3921904000	PLATES,SHEETS,ETC,PLAS,EX CELL,FLEXIBLE,NESOI	KG	1,713,272	5,944,582
3921905010	HIGH PRESSURE PAPER REINFORCD DECORATIVE LAMINATES	M2	131,809	772,272
3921905050	PLATES,SHEETS,ETC,PLAS,EX CELL,EX FLEX,NESOI	M2	3,071,860	1,771,314
3922100000	BATHS,SHOWER BATHS & WASHBASINS,OF PLASTIC	X		1,702,612
3922200000	LAVATORY SEATS & COVER,OF PLASTIC	NO	163,904	2,081,087
3922900000	BIDETS,LAVATORY PANS,SIMILR SANITARY WARE,PLASTIC	X		907,783
3923100000	BOXES,CASES,CRATES & SIMILAR ARTICLES,OF PLASTIC	X		10,514,945
3923210000	SACKS & BAGS(INCL CONES) OF POLYMERS OF ETHYLENE	KG	4,559,026	10,279,520
3923290000	SACKS & BAGS(INCLUDING CONES) OF OTHER PLASTICS	KG	4,654,166	9,454,703
3923300000	CARBOXS,BOTTLES,FLASKS & SIMILAR ARTICLES,OF PLAST	X		11,633,174
3923400000	SPOOLS, COPS, BOBBINS & SIMILAR SUPPORTS, PLASTICS	X		3,836,644
3923500000	STOPPERS,LIDS,CAPS,& OTHER CLOSURES,OF PLASTIC	X		20,490,451
3923900000	ART FOR CONVEYING OR PACKING OF GOODS,PLAST,NESOI	X		35,982,216
3924100000	TABLEWARE AND KITCHENWARE OF PLASTICS	X		19,870,016
3924901000	CURTAINS,NAPKINS,TABLE COVERS,MATS, OF PLASTICS	X		2,667,823
3924902000	PICTURE FRAMES OF PLASTICS	X		240,615
3924905500	HOUSEHOLD ARTICLES & TOILET ARTICLES,OF PLAST,NESO	X		19,734,739
3925100000	RESERVOIRS,TANKS,ETC,CAPACITY >300 LITERS,PLASTIC	X		1,561,158
3925200010	DOORS AND DOOR FRAMES, OF PLASTIC	NO	3,524	607,395
3925200090	WINDOWS & THEIR FRAMES &THRESHLDS FOR DOOR OF PLAS	KG	140,612	772,546
3925301000	BLINDS(INCLUDING VENETIAN BLINDS)OF PLASTIC	NO	67,175	645,132
3925305000	SHUTTERS & SIMILR ARTICLES & PARTS,OF PLAST,NESOI	X		441,103
3925900000	BUILDERS' WARE OF PLASTICS,NESOI	X		3,026,553
3926100000	OFFICE OR SCHOOL SUPPLIES OF PLASTIC	X		6,335,918
3926201010	GLOVES,SEAMLESS,SURGICAL & MEDICAL,OF PLASTIC	DPR	184,946	663,299
3926201060	GLOVES SEAMLESS,EXCEPT SURGICAL/MEDICAL, PLASTIC	DPR	21,530	330,766
3926202500	GLOVES SPEC DESIGNED FOR USE IN SPORTS, PLASTIC	NO	18,534	57,167
3926204000	GLOVES,OF PLASTIC,NESOI	DPR	3,944	62,882
3926205000	ART OF APPAREL & CLOTHING ACCESSORIES,PLAST, NESOI	DOZ	157,100	2,656,210
3926301000	HANDLES AND KNOBS FOR FURNITURE, COACHWORK	KG	168,893	437,093
3926305000	FITTINGS FOR FURNITURE,COACHWORK,ETC,PLASTIC,NESOI	KG	240,910	853,240
3926400000	STATUETTES & OTHER ORNAMENTAL ARTICLES,OF PLASTIC	X		138,558
3926901000	BUCKETS & PAILS,OF PLASTIC	NO	746,264	736,002
3926901500	NURSING NIPPLES & PACIFIERS	GRS	18,050	64,764
3926902000	ICE BAGS,DOUCHE BAGS,ETC, & FITTINGS THEREFOR	X		1,350,269
3926902500	HANDLES & KNOBS,OF PLASTIC,NESOI	KG	135,342	189,733
3926903000	PARTS FOR YACHTS OR PLEASURE BOATS,ETC	X		479,656
3926903300	HANDBAGS OF BEADS,BUGLES & SPANGLES	NO	177,550	991,344
3926903500	BEADS,BUGLES,SPANGLES,NOT STRUNG,ETC,& ART THEREOF	X		318,617

TABLE - 1 SHIPMENTS OF MERCHANDISE FROM THE UNITED STATES TO PUERTO RICO,
BY COMMODITY: FISCAL YEAR 2001

COMM CODE	DESCRIPTION	UNIT	QUANTITY	VALUE - $
3926904500	GASKETS,WASHERS & OTHER SEALS	X		2,505,329
3926905000	FRAMES OR MOUNTS FOR PHOTOGRAPHIC SLIDES	X		555,834
3926905500	BELTING & BELTS,FOR MACH,CONT TEXT FBR,V-BELTS	KG	5,132	98,004
3926905800	BELTING & BELTS,FOR MACH,CONT TEXT, EXC V-BELTS	KG	6,884	64,698
3926906000	BELTING & BELTS FOR MACHINERY,NESOI	KG	114,232	1,774,843
3926906700	BELTING & BELTS,FOR MACHINERY EXC CONT TEXT FIBERS	GRS	4,338	3,440
3926907500	PNEUMATIC MATTRESSES & OTH INFLATABLE ART,NESOI	X		422,286
3926908700	FLEX PLAS DOCUMENT BINDERS,WITH TABS,ROLLED/FLAT	X		378,869
3926909810	LABORATORY WARE	X		5,261,271
3926909830	OTH ART OF PLASTIC & OTH MAT,HDG 3901-3914,LADDERS	NO	119,233	4,205,004
3926909885	OTH ART OF PLASTIC & OTH MAT, HDG 3901-3914,NESOI	X		29,287,293
	RUBBER AND ARTICLES THEREOF.....	TOTAL		110,199,536
4001100000	NATURAL RUBBER LATEX, WHETHER OR NOT PREVULCANIZED	KG	51,008	211,929
4001210000	NATURAL RUBBER IN SMOKED SHEETS	KG	1,762	4,623
4001220000	TECHNICALLY SPECIFIED NATURAL RUBBER (TSNR)	KG	9,182	31,019
4001290000	NATURAL RUBBER IN OTHER FORMS, NESOI	KG	132,095	403,042
4001300000	BALATA, GUTTA-PERCHA, GUAYULE & CHICLE	KG	123	2,783
4002110000	LATEX OF (SBR); (XSBR)	KG	61,094	91,926
4002190000	STYRENE-BUTADIENE RUB; (XSBR), EXC LATEX, NESOI	KG	67,952	105,232
4002200000	BUTADIENE RUBBER (BR)	KG	2,391	3,586
4002490000	CHLOROPRENE (CHLOROBUTADIENE) RUB, EXC LATEX,NESOI	KG	219,230	537,706
4002510000	LATEX OF ACRYLONITRILE-BUTADIENE RUBBER (NBR)	KG	21,315	32,430
4002590000	ACRYLONITRILE-BUTADIENE RUBBER, EXC LATEX, NESOI	KG	11,003	14,919
4002600000	ISOPRENE RUBBER (IR)	KG	3,863	55,229
4002800000	MIXTURES OF PRODUCT HDG 4001 WITH PRODUCT HDG 4002	KG	1,107	4,208
4002910000	OTHER LATEX, NESOI	KG	86,460	115,799
4002990000	SYNTHETIC RUB & FATICE DERIVED FROM OILS, NESOI	KG	188,410	474,709
4003000000	RECLAIM RUB IN PRIMARY FORM/PLATES, SHEETS/STRIP	KG	5,890	18,805
4004000000	WASTE OF RUB, EXC HD RUB, & POWDER OBTAIN THEREOF	KG	18	8,772
4005100000	RUB, UNVULCANIZED, COMPOUND W/ CARBON BLK/SILICA	KG	40,814	174,467
4005200000	RUB, UNVULCANIZED, IN SOLUTIONS; DISPERSIONS	KG	783	6,757
4005910000	RUBBER, UNVULCANIZED, IN PLATES, SHEETS, AND STRIP	KG	18,064	65,716
4005990000	COMPOUND RUB, UNVULCANIZED, IN PRIMARY FORM, NESOI	KG	21,860	88,195
4006100000	CAMEL-BACK STRIPS FOR RETREADING RUBBER TIRES	KG	107,360	275,963
4006900000	OTHER FORMS & ARTICLES, OF VULCANIZED RUB, NESOI	KG	56,908	299,984
4007000000	VULCANIZED RUBBER THREAD AND CORD	KG	68,896	285,840
4008110000	PLATE, SHEET & STRIP VULCANIZED RUB, CELLULAR RUB	KG	25,928	64,191
4008190000	RODS & PROFILE SHAPE VULCANIZED RUB, CELLULAR RUB	KG	2,111	37,442
4008210000	PLATES OF VULCANIZED RUB, OF NONCELLULAR RUBBER	KG	7,913	37,558
4008290000	RODS OF VULCANIZED RUB, OF NONCELLULAR RUB, NESOI	KG	129	3,180
4009100000	PIPE, NT REINFORCED/COMBINE W/MATERIAL, W/O FITTIN	KG	88,337	504,699
4009200000	PIPE, REINFORCED/COMBINE W/METAL ONLY, W/O FITTING	KG	8,654	53,051
4009300000	PIPE, REINFORCED/COMBINE W/ TEXTILES, W/O FITTINGS	KG	6,184	69,127
4009400000	PIPE, REINFORCED/COMBINE W/ MATERIAL, W/O FITTINGS	KG	2,957	28,938
4009500020	BRAKE HOSES W/FITTINGS FOR 8701.2, 8702-8705, 8711	KG	110,013	221,151
4009500040	PIPE, VULCAN RUB, W/ FITTING, NT REINFORCED NESOI	KG	1,603	26,795
4009500090	PIPE, VULCANIZED RUB, W/ FITTING, NESOI	KG	22,218	164,387
4010110000	CONVEYOR BELTS OR BELTING REINFORCED WITH METAL	KG	71,219	328,261
4010120000	CONVEYOR BELTS REINFORCED WITH TEXTILE MATERIALS	KG	116,725	356,387
4010190000	CONVEYOR BELTS/BELTING OF VULCANIZE RUBBER, NESOI	KG	122,518	496,889
4010210000	ENDLESS TRANSMS BLT, TRAPZ, CIRCUMFRN >60CM <180CM	KG	11,611	82,477
4010230000	ENDLESS SYNCHRON BLT, CIRCUMFERENCE >60CM <150CM	KG	85	11,230
4010240000	ENDLESS SYNCHRON BLT, CIRCUMFERENCE >150CM <198CM	KG	21	3,319
4010290000	TRANSMISSION BELT/BELTING, OF VULCANIZE RUB, NESOI	KG	49,170	267,785
4011101000	RADIAL TIRES OF A KIND USED ON MOTOR CARS	NO	1,001,509	28,158,416
4011105000	PNEUMATIC TIRE, EXC RADIAL, USE MOTOR CARS, NESOI	NO	896,780	29,585,871
4011201005	RADIAL TIRES USED ON LIGHT TRUCK, ON-THE-HIGHWAY	NO	60,574	3,448,487
4011201015	RADIAL TIRE USE BUS/TRUCK, EXC LT TRUCK, ON HWY	NO	17,373	3,276,336
4011201025	RADIAL TIRE, USE BUS/TRUCK, RIM >=40.6 CM DIAMETER	NO	2,336	25,000
4011205010	TIRES, EXC RADIAL, USE LT TRUCK, ON HWY, NESOI	NO	46,583	2,053,239
4011205030	TIRE, EXC RADIAL, USE ON BUS, RIM >=40.6 CM	NO	1	2,706
4011205050	NEW PNEUMATIC TIRE, RUB FOR BUS/TRK OFF-HWY, NESOI	NO	1,760	652,739
4011300000	NEW PNEUMATIC TIRES, OF RUBBER, USED ON AIRCRAFT	NO	28,739	1,370,635
4011400000	NEW PNEUMATIC TIRES, OF RUBBER, USED ON MOTORCYCLE	NO	3,955	218,202

TABLE - 1 SHIPMENTS OF MERCHANDISE FROM THE UNITED STATES TO PUERTO RICO,
BY COMMODITY: FISCAL YEAR 2001

COMM CODE	DESCRIPTION	UNIT	QUANTITY	VALUE - $
4011500000	NEW PNEUMATIC TIRES, OF RUBBER, USED ON BICYCLES	NO	756	21,249
4011911000	NEW TIRE, HERRING-BONE, FOR TRACTOR IN 8701.90.10	NO	294	65,411
4011991000	NEW TIRE, EXC HERRING-BONE TRACTOR IN 8701.90.10	NO	2,657	124,482
4011998000	NEW PNEUMATIC TIRE, EXC HERRING-BONE, NESOI	NO	2,175	102,881
4012105020	RETREAD TIRES, RUB, FOR ON-THE-HWY TRUCK & BUS	NO	1,161	59,500
4012106000	RETREAD TIRE, RUB, EXC ON-THE-HWY TRK & BUS, NESOI	NO	104	27,229
4012200000	USED PNEUMATIC TIRES OF RUBBER	NO	80,924	727,901
4012901000	SOLID OR CUSHION TIRES, OF RUBBER	NO	1,422	26,607
4012906000	INTERCHANGEABLE TIRE TREADS & TIRE FLAPS, OF RUB	KG	392,474	1,134,189
4013100010	INNER TUBES, OF RUBBER, USED ON MOTOR CARS	NO	10,041	175,672
4013100020	INNERTUBES, OF RUBBER, USED ON TRUCKS AND BUSES	NO	2,757	25,277
4013900000	INNER TUBES, OF RUBBER, NESOI	NO	11,448	193,258
4014100000	SHEATH CONTRACEPTIVE, OF VULCANIZE RUB, EXC HD RUB	X		146,472
4014901000	NURSING NIPPLES, OF VULCANIZE RUB, EXC HARD RUB	GRS	53,318	172,590
4014905000	HYGENIC ARTICLE, EXC NURSING NIPPLES, NESOI	X		8,386,387
4015110000	SURGICAL & MED GLOVE, VULCANIZE RUBBER, NESOI	DPR	1,111,489	1,733,953
4015190000	GLOVES, EXCEPT SURGICAL AND MEDICAL GLOVES, NESOI	DPR	21,235	292,743
4015900000	ARTICLE OF APPAREL, EXC GLOVE, VULCANIZE RUB,NESOI	X		10,327,421
4016100000	OTHER ARTICLE OF VULCANIZED RUB, OF CELLULAR RUB	X		203,501
4016910000	FLOOR COVERING & MAT, VULCANIZE RUB, EXC HARD RUB	X		204,533
4016920000	ERASERS, OF VULCANIZED RUBBER, EXC HARD RUBBER	X		53,017
4016930000	GASKET, WASHERS & OTHER SEALS, OF VULCANIZED RUB	X		5,949,530
4016940000	BOAT/DOCK FENDER, INFLATABLE/NT, OF VULCANIZED RUB	X		1,046,396
4016950000	INFLATABLE ARTICLES, EXC BOAT/DOCK FENDER, NESOI	X		65,247
4016990500	HOUSEHOLD ARTICLES, OF VULCANIZED RUBBER, NESOI	X		366,357
4016995010	MECHANIC ARTICLE FOR MOTOR VEHICLE, VULCANIZED RUB	X		1,999,609
4016996000	OTHER ARTICLES VULCANIZED RUB, EXC HD RUB, NESOI	X		1,520,779
4017000000	HARD RUB IN ALL FORMS; ARTICLES OF HARD RUBBER	X		185,208
	RAW HIDES AND SKINS, LEATHER, FURSKINS AND ARTICLES THEREOF; SADDLERY AND HARNESS; TRAVEL GOODS, HANDBAGS AND SIMILAR CONTAINERS; ARTICLES OF ANIMAL GUT(OTHER THAN SILKWORM GUT).....	TOTAL		115,799,906
	RAW HIDES AND SKINS(OTHER THAN FURSKINS) AND LEATHER.....	TOTAL		14,920,664
4101100000	BOV HIDES WHOLE NOV 8KG DRD/10KG DRY-SALT/14 KG FR	PCS	24,888	490,000
4101210020	CATTLE HIDES, WHOLE, FRESH OR WET-SALTED	PCS	5,302	388,366
4101210040	HIDES/SKINS BOVINE ANMLS NESOI WHOLE FRH/WET-SALTD	PCS	423	19,389
4101220000	BUTTS, BENDS, BOVINE ANIMALS FRESH OR WET-SALTED	KG	291	4,352
4101300000	HIDES & SKINS BOVINE ANIMALS NESOI OTHERWISE PRES	PCS	139	4,150
4103900095	HIDES/SKINS NESOI FRESH, SALTED ETC NOT TANNED	X		403,908
4104109000	BOVINE LEATHER NESOI WHOLE WITHOUT HAIR, CALF/KIP	M2	373	8,500
4104210000	BOVINE LEATHER WITHOUT HAIR ON VEGETABLE PRETANNED	M2	490,291	1,298,420
4104295000	BOVINE NESOI/ EQUINE UPPER LEATHER; SOLE LEATHER	M2	2,535	46,082
4104299030	BOVINE LEA NESOI/EQUINE LEA, WET BLUES NOT SPLIT	PCS	137	4,099
4104299080	BOVINE LEA NESOI/EQUINE TANNED ETC NT FUTHR PREPRD	KG	7,467	171,433
4104312000	BUFFALO LEATHER, FULL GRAINS AND SPLITS, PREPARED	M2	30,944	89,899
4104314000	BOV UPHOLSTRY LEA FULL GRN/GRN SPLIT PARCHMT-DRESS	M2	899	24,441
4104315010	BOVINE NESOI/EQUINE UPPER LEATHER SPLIT DRESSD/ETC	M2	199,602	6,450,443
4104315020	BOVINE NESOI/EQUINE UPPER LEATHER, FULL GRAINS	M2	113,039	2,183,448
4104316030	BOVINE NESOI/EQUINE BELTING LEATHER NT FANCY NESOI	M2	4,562	28,733
4104316050	BOVINE/EQUIN BAG/CASE/STRAP/COLLAR LEATHR NT FANCY	M2	120	3,158
4104394000	BOVINE & EQUINE LEATHER NESOI, PREPRD AFTR TANNING	M2	772,153	2,319,282
4104395020	BOVINE/EQUINE UPPER LEATHER NOT SPLIT, NESOI, PREP	M2	114,993	492,559
4104396030	BOVINE/EQUINE BELTING LEATHER, NOT FANCY, NESOI	M2	1,465	11,504
4104396050	BOVINE & EQUINE LEATHER NESOI, PREPRD AFTR TANNING	M2	300	4,500
4104396090	BOVINE/EQUINE LEATHER, NOT FANCY, NESOI, PREPARED	KG	9,786	130,057
4105203030	SHEEP/LAMB GARMENT LEA NOT FANCY PARCHMENT-DRESSED	M2	607	12,391
4107100000	SWINE LEATHER, WITHOUT HAIR ON	M2	90,664	142,929
4107210000	REPTILE LEATHER, VEGETABLE PRETANNED	M2	19,575	56,768
4107290000	REPTILE LEATHER, EXCEPT VEGETABLE PRETANNED	M2	4,161	8,814
4107900000	LEATHER OF OTHER ANIMALS, WITHOUT HAIR ON, NESOI	M2	4,629	105,357

TABLE - 1 SHIPMENTS OF MERCHANDISE FROM THE UNITED STATES TO PUERTO RICO,
BY COMMODITY: FISCAL YEAR 2001

COMM CODE	DESCRIPTION	UNIT	QUANTITY	VALUE - $
4108000000	CHAMOIS (INCLUDING COMBINATION CHAMOIS) LEATHER	M2	646	6,010
4109000000	PATENT & PATENT LAMINATED LEATHER; METALLZD LEATHR	M2	96	2,900
4111000000	COMPOSITION LEA, LEA FIBER IN SLABS, SHEETS, STRIP	KG	378	8,772
	ARTICLES OF LEATHER; SADDLERY AND HARNESS; TRAVEL GOODS, HANDBAGS AND SIMILAR CONTAINERS; ARTICLES OF ANIMAL GUT (OTHER THAN SILKWORM GUT).....	TOTAL		78,392,321
4201003000	DOG LEASHES,COLLARS,MUZZLES,HARNESSES ETC FOR DOGS	X		80,002
4201006000	SADDLERY & HARNESSES ETC FOR ANY ANIMAL, NESOI	X		63,624
4202110000	TRUNKS, SUITCASES,ETC,SURFACE COMPS/PATENT LEATHER	NO	148,501	1,588,091
4202120000	TRUNKS, SUITCASES,ETC,SURFACE PLASTIC/TEXT MATERLS	NO	92,250	1,321,130
4202190000	TRUNKS,SUITCASES,VANITY CASES ETC,NESOI	NO	125,645	1,159,932
4202210000	HANDBAGS, SURFACE OF COMPOSITION/PATENT LEATHER	NO	36,243	355,934
4202220000	HANDBAGS, SURFACE OF PLASTIC SHEET/TEXT MATERIALS	NO	149,620	1,615,774
4202290000	HANDBAGS,NESOI	NO	234,693	3,683,387
4202310000	ARTICLES FOR POCKET OR HANDBAG,COMP/PATENT LEATHER	NO	36,078	280,801
4202320000	ARTICLES FOR POCKET/HANDBAG, PLASTIC/TEXT MATERIAL	NO	250,702	784,297
4202390000	ARTICLES FOR POCKET OR HANDBAG,NESOI	NO	692,984	3,129,999
4202910010	GOLF BAGS,OUTER SURFACE LEATHER	NO	5,520	59,043
4202910040	OTHER BAGS, OUTER SURFACE COMPS/PATENT LEATH,NESOI	NO	121,285	361,271
4202925000	MUSICAL INSTRUMENT CASES OF PLST/TEXT MATERIAL	NO	10,350	194,282
4202927000	CONTAINERS NESOI W OUTER SURFACE PLSTIC/TEXT MTRLS	NO	449,147	1,789,820
4202990000	CASES, BAGS & CONT, OTHER OF MATR/COVERINGS,NESOI	NO	37,295	511,595
4203100010	COATS & JACKETS (NOT OF REPTILE LEATHER)	NO	48,685	630,034
4203100090	ARTICLES OF APPAREL, NESOI	NO	4,981,770	51,765,696
4203210000	GLOVES, MITTENS & MITTS FOR USE IN SPORTS	NO	2,237	66,462
4203290000	GLOVES, MITTENS & MITTS NOT FOR USE IN SPORTS	DPR	7,011	204,116
4203300000	BELTS & BANDOLIERS WITH OR WITHOUT BUCKLES	X		378,160
4203400000	OTH CLOTHING ACCESSORIES, LEATHER/COMPOS LEATHER	X		692,158
4204000000	ARTICLES OF LEATHER USED IN MACHINERY/MECH APPLIAN	X		77,730
4205000000	ARTICLES OF LEATHER, NESOI	X		2,842,613
4206100000	ARTICLES OF CATGUT	X		4,746,006
4206900000	OTH ART OF GUT,OF GOLDBEATERS SKIN,BLADDERS,TENDON	X		10,364
	FURSKINS AND ARTIFICIAL FUR; MANUFACTURES THEREOF.....	TOTAL		22,486,921
4301400000	BEAVER FURSKINS, RAW, WHOLE	NO	63	4,249
4302130000	PERSIAN ETC LAMB FURSKIN WHOLE TANNED NOT ASSEMBLE	NO	420	7,542
4303100030	MINK FURSKIN ARTICLES, APPAREL, CLOTHING ACCESSORY	NO	1,210,673	12,870,832
4303100060	FURSKIN ARTICLE APPAREL CLOTHING ACCESSORIES NESOI	NO	220,233	2,857,323
4303900000	ARTICLES OF FURSKINS, NESOI	X		6,720,168
4304000000	ARTIFICIAL FUR AND ARTICLES THEREOF	X		26,807
	WOOD AND ARTICLES OF WOOD;WOOD CHARCOAL; CORK AND ARTICLES OF CORK; MANUFACTURES OF STRAW, OF ESPARTO OR OF OTHER PLAITING MATERIALS;BASKETWARE AND WICKERWORK.....	TOTAL		104,834,248
	WOOD AND ARTICLES OF WOOD; WOOD CHARCOAL.....	TOTAL		92,537,626
4401100000	FUEL WOOD, IN LOGS, BILLETS, TWIGS, FAGGOTS, ETC	X		5,495
4401210000	WOOD IN CHIPS, CONIFEROUS (DRY WEIGHT BASIS)	T	4,729	577,211
4401220000	WOOD IN CHIPS, NONCONIFEROUS (DRY WEIGHT BASIS)	T	62	116,000
4401300000	SAWDUST AND WOOD WASTE AND SCRAP	KG	99,301	45,133
4402000000	WOOD CHARCOAL, WHETHER OR NOT AGGLOMERATED	T	4,434	705,358
4403100030	POLES/PILES/POSTS, TREATED PAINT/STAIN/CRESOTE ETC	NO	12,569	1,230,888
4403100060	WOOD IN ROUGH NESOI TREATD PAINT/STAIN/CRESOTE ETC	M3	1,329	219,778
4403200005	PULPWOOD, CONIFEROUS	M3	1,986	105,726
4403200010	POLES, PILES, POSTS ROUGH, NOT TREATED, CONIFEROUS	NO	3,648	143,127
4403200020	SOUTHERN YELLOW/PITCH ETC PINE LOG/TMBR NT TRT, RG	M3	918	140,425
4403200030	PINE, NESOI, LOGS AND TIMBER, IN THE ROUGH, NT TRT	M3	1,728	212,036

TABLE - 1 SHIPMENTS OF MERCHANDISE FROM THE UNITED STATES TO PUERTO RICO,
BY COMMODITY: FISCAL YEAR 2001

COMM CODE	DESCRIPTION	UNIT	QUANTITY	VALUE - $
4403200050	WESTERN HEMLOCK LOGS & TIMBER, IN THE ROUGH NT TRT	M3	47	3,872
4403200065	WOOD IN THE ROUGH, CONIFEROUS, NOT TREATED, NESOI	M3	382	115,768
4403410000	DRK/LGHT RED MERANTI/MERANTI BAKAU WD ROUGH NT TRT	M3	22	4,788
4403490000	OTHER TROPICAL WOOD IN ROUGH ETC, NOT TREATED	M3	20	15,697
4403910020	RED OAK WOOD, IN THE ROUGH, NOT TREATED	M3	185	96,484
4403990020	PULPWOOD, NONCONIFEROUS	M3	180	25,000
4403990025	POLES, PILES & POSTS, ROUGH, NONCONIFEROUS, NT TRT	NO	668	15,261
4403990030	BIRCH WOOD, IN THE ROUGH, NOT TREATED	M3	63	15,680
4403990055	CHERRY WOOD, IN THE ROUGH, NOT TREATED	M3	20	18,827
4403990090	NONCONIFEROUS WOOD NESOI, IN THE ROUGH, NOT TREATD	M3	45	9,133
4404100040	FENCE PICKETS/PALINGS/RAIL CONIFEROUS WOOD POINTED	X		242,287
4404100095	HOOPWOOD/SPLIT POLE/CHIPWOOD/WD STCK ETC CONIFERUS	X		453,978
4404200040	FENCE PICKETS/PALINGS/RAIL NONCONIFER WOOD, POINTD	X		48,369
4404200095	HOOPWOOD/SPLIT POLE/CHIPWOOD/WD STCK ETC NONCONIFR	X		33,921
4405000000	WOOD WOOL (EXCELSIOR); WOOD FLOUR	KG	63,412	54,203
4406900000	RAILWAY/TRAMWAY SLEEPERS (CROSS-TIES), WOOD, NESOI	M3	34	2,640
4407100001	FINGER-JOINTED WOOD	M3	1,389	116,507
4407100002	WOOD SWN LGTHWSE TRTD OV 6MM CONIF EX FINGER-JOINT	M3	36,496	3,692,562
4407100015	MIX SPRU/PINE/FIR WD OV6MM NT TR EX FINGER-JOINTED	M3	3,554	711,027
4407100019	SPRUCE NESOI OV 6MM NT TRTD RGH EX FINGER-JOINTED	M3	57	4,816
4407100020	SPRUCE NESOI OV 6MM NT TREATD NESOI EX FINGR-JOINT	M3	3,391	592,416
4407100045	LODGEPOLE PINE OV6MM NT TRT NESOI EX FINGER-JOINTD	M3	2,241	523,334
4407100046	PITCH PINE OV6MM NT TRT RGH EX FINGER-JOINTED	M3	9,924	2,392,592
4407100047	PITCH PINE OV6MM NOT TRT NESOI EX FINGER-JOINTED	M3	86,644	13,170,071
4407100048	PONDEROSA PINE WD SAWN LNGTHWS OV6MM NOT TREAT RGH	M3	114	12,780
4407100052	PINE WOOD NESOI OV 6MM UNTRT RGH EX FINGR-JOINTED	M3	290	69,678
4407100053	PINE WOOD NESOI OV 6MM UNTRTD NESOI EX FINGR-JOINT	M3	159	36,163
4407100057	DOUGLAS FIR NT TREATD NESOI EXCEPT FINGER-JOINTED	M3	35	21,557
4407100064	HEMLOCK OV 6MM THICK NOT TREATD RGH EX FINGR-JOINT	M3	88	15,000
4407100076	CEDAR WD NESOI OV6MM UNTREATD ROUGH EX FINGR-JOINT	M3	6	11,175
4407100077	CEDAR WD NESOI OV6MM UNTREATD NESOI EX FINGR-JOINT	M3	63	58,555
4407100083	REDWOOD OV 6MM UNTREATD NESOI EXCEPT FINGER-JOINTD	M3	35	49,640
4407100092	CONIFROUS WD NESOI OV6MM UNTRTD RGH EX FINGR-JOINT	M3	1,066	218,500
4407100093	CONIFROUS WD NESOI OV6MM UNTRTD RGH EX FINGR-JOINT	M3	2,615	340,000
4407240000	VIROLA/MOHOGANY/IMBUIA/BALSA WOOD SAWN OR CHIP ETC	M3	72	54,694
4407260000	WHITE LAUAN/MERANTI/SERAYA, YELLOW MERANTI & ALAN	M3	1,647	174,691
4407290000	OTHER TROPICAL WOOD,WOOD SAWN/CHIPPED LNGTHWSE ETC	M3	6	3,481
4407910020	RED OAK WOOD SAWN LENGTHWISE, OVER 6MM, ROUGH	M3	188	91,139
4407910060	OAK WOOD EXCEPT RED SAWN LNGTHWISE OVER 6MM, ROUGH	M3	113	79,041
4407910061	OAK WOOD EXCEPT RED SAWN LNGTHWISE OVER 6MM, NESOI	M3	20	15,000
4407990020	HARD MAPLE WOOD SAWN LENGTHWISE OVER 6MM, ROUGH	M3	33	16,322
4407990025	MAPLE WOOD NESOI SAWN LENGTHWISE, OVER 6 MM, NESOI	M3	103	11,278
4407990041	CHERRY WOOD SAWN LENGTHWISE OVER 6 MM NESOI	M3	23	6,043
4407990045	YELLOW POPLAR WOOD SAWN LNGTHWISE OVER 6MM, ROUGH	M3	791	173,125
4407990046	YELLOW POPLAR WOOD SAWN LENGTHWISE OVER 6 MM NESOI	M3	102	15,421
4407990076	WALNUT WOOD, SAWN LENGTHWISE, OVER 6 MM, NESOI	M3	12	15,000
4407990090	NONCONIFEROUS WOOD NESOI SAWN LNGTHWS OV 6MM ROUGH	M3	712	379,036
4407990095	NONCONIFEROUS WOOD SAWN LENGTHWISE OVER 6 MM NESOI	M3	88	73,188
4408100020	VENEER/PLYWD SHEET SAW LNGTHWS NOV6MM BACKED SOFTW	M2	44,955	140,814
4408310000	VEN/PLYWD SHEET SAW LNGTHWS NOV6MM, TROPICAL WOODS	M2	1,061	4,771
4408390000	OTHER TROPICAL WOOD NESOI VEN/PLYWD SHT NOV6MM ETC	M2	3,174	3,809
4408900020	BIRCH VEN/PLYWD SHEET SAW LNGTHWS NOV6MM NT BACKED	M2	2,601	2,600
4408900040	MAPLE VEN/PLYWD SHEET SAW LNGTHWS NOV6MM NT BACKED	M2	58,821	67,644
4408900060	OAK NESOI VEN/PLYWD SHT SAW LNGTHWS NOV6MM NOT BAC	M2	10,375	13,487
4408900080	NONCONIF NESOI VEN/PLYWD SHT LNGTHWS NOV6MM N/BACK	M2	2,701	3,240
4408900090	NONCONIF VEN/PLYWD SHT SAWN LNGTHWS NOV6MM BACKED	M2	1,523	4,566
4409101000	WOOD SIDING, CONIFEROUS	M2	173	18,105
4409102000	WOOD FLOORING, NOT ASSEMBLED, CONIFEROUS	M2	22,480	341,486
4409103000	WOOD MOLDINGS, CONIFEROUS	M	1,994,358	299,153
4409107000	WOOD DOWEL RODS, CONIFEROUS	M	830	7,074
4409109000	WOOD CONTINOUSLY SHAPED, CONIFEROUS, NESOI	M3	1,212	118,850
4409201000	WOOD SIDING CONTINUOUSLY SHAPED, NONCONIFEROUS	M2	200	21,977
4409202500	WOOD FLOORING, NONCONIFEROUS	M2	13,694	218,116
4409204500	WOOD MOLDINGS, NONCONIFEROUS	M	571,789	280,174
4409207000	WOOD DOWEL RODS, NONCONIFEROUS	M	36,639	4,207
4409209000	WOOD CONTINUOUSLY SHAPED, NONCONIFEROUS, NESOI	M3	530	96,781

TABLE - 1 SHIPMENTS OF MERCHANDISE FROM THE UNITED STATES TO PUERTO RICO,
BY COMMODITY: FISCAL YEAR 2001

COMM CODE	DESCRIPTION	UNIT	QUANTITY	VALUE - $
4410110000	WAFERBOARD,INCLUDING ORIENTED STRAND BOARD OF WOOD	M3	361	49,971
4410190020	PARTICLE BOARD OF WOOD	M3	1,747	577,972
4410190060	BOARD OF WOOD NESOI	M3	246	107,257
4410900000	PARTICLE & SIMILAR BOARD OF LIGNEOUS MAT'L NESOI	M3	1,733	293,657
4411110000	FIBERBD LIGNEOUS OV.8G/CM3 NOT MECHANICALLY WORKED	M3	879	335,049
4411190000	FIBERBRD WOOD/LIGNEOUS MAT'L DENSTY >.8G/CM3 NESOI	M3	1,076	296,590
4411210000	FIBERBD LIGNEOUS OV .5 NOV .8G/CM3 NT MECHANICL WK	M3	645	196,403
4411290000	FIBERBOARD WD/LIGNEOUS DENSTY .5 -.8 G/CM3, NESOI	M3	29	7,775
4411390000	FIBERBOARD LIGNEOUS MAT'LS OV.35/NOV.5G/CM3 NESOI	M3	54	14,983
4411910000	FIBERBD WD/LIGNEOUS MAT'L NOT SURFACE COVERD NESOI	M3	69	8,857
4411990000	FIBERBOARD, WOOD, OTHER LIGNEOUS MATERIALS, NESOI	M3	2,203	794,416
4412130000	PLYWOOD AT LEAST ONE OUTER PLY TROPICAL WOOD	M3	91	28,835
4412140500	PLYWOOD AT LEAST ONE OUTER PLY OF BIRCH WOOD	M3	23	13,942
4412143000	PLYWD 1 OUTER PLY NONCONIF WOOD NESOI NOT COVERED	M3	165	47,749
4412145500	PLYWOOD ONE OUTER PLY NONCONIF WOOD NESOI COVERED	M3	30	9,081
4412191000	PLYWD OUTR PLIES SFTWD 1 PARANA PINE, SOLELY WOOD	M3	323	64,795
4412193000	PLYWD OUTER PLIES SFTWD 1 EURP RED PINE, SOLELY WD	M3	46	13,354
4412194010	PLYWD OUTR PLIES SFTWD 1 DOUGLAS FIR WD SHEET ONLY	M3	554	181,656
4412194030	PLYWD 1 OUT PLY VA PINE ETC BOTH OUTER PLIES SFTWD	M3	20,651	6,024,293
4412194080	PLYWD BOTH OUTER PLIES CONIFER WD NESOI NT COVERED	M3	81	20,222
4412195010	PLYWD ONE OUTER PLY DOUGLAS FIR BOTH SOFTWD, NESOI	M3	435	315,749
4412195030	PLYWD OUTR PLY LONG LEAF PINE ETC BOTH SFTWD NESOI	M3	53,069	16,542,398
4412195050	PLYWOOD BOTH OUTER PLIES OF CONIFEROUS WOOD, NESOI	M3	1,195	346,630
4412220500	VENEER PANEL/ETC 1 OUTR PLY HRDWD 1 LAYR PRTCL BD	M3	1,827	76,593
4412221500	VENEER PANEL/ETC 1 OUTR PLY HRDWD 1 LYAR TRPCL WD	M3	26	5,850
4412230000	VENEER PANEL/ETC 1 LAYR PARTICLE BOARD, NESOI	M3	61	13,540
4412290000	VENEER PANELS ETC AT LEAST 1 OUTER PLY HRDWD NESOI	M3	114	39,972
4412920500	VENEER PANELS/ETC ONE LAYER OF PARTICLE BOARD	M3	78	30,780
4412926000	VENEER PANELS ETC WITH ONE PLY TROPICAL WD, NESOI	M3	156	57,619
4412930000	PLYWD, VEN PANELS, LAMNATD WD ONE PARTCLE BD NESOI	M3	98	22,136
4412990000	VENEER PANELS AND SIMILAR LAMINATED WOOD, NESOI	M3	529	151,853
4413000000	DENSIFIED WD BLOCKS/PLATES/STRIPS/PROFILE SHAPES	KG	58,845	185,795
4414000000	WOODEN FRAMES PAINTINGS, PHOTOGRAPHS, MIRRORS, ETC	NO	40,657	595,212
4415100000	CASES/BOXES/CRATES/SIMLR PACKNGS, CABLE-DRUMS, WOO	NO	64,640	300,523
4415200000	PALLETS, BOX PALLETS AND OTHER LOAD BOARDS OF WOOD	NO	153,739	547,356
4416003020	CASKS, BARRELS, HOGSHEADS, USED, ASSEMBLED, WOOD	NO	7,088	234,656
4416003030	CASKS, BARRELS, HOGSHEADS, USED, UNASSEMBLED, WOOD	NO	3,191	23,123
4416009040	VATS, TUBS/COOPERS PRDCTS/PARTS, WOOD, USED, NESOI	X		351,850
4417000000	TOOLS/TOOL & BROOM BODIES ETC SHOE LAST/TREES WOOD	X		1,335,908
4418100000	WINDOWS, FRENCH-WINDOWS AND THEIR FRAMES, OF WOOD	NO	2,919	78,635
4418200030	FLUSH DOORS, OF WOOD	NO	9,429	697,066
4418200060	DOORS AND THEIR FRAMES, THRESHOLDS, OF WOOD, NESOI	NO	30,751	1,443,485
4418300000	PARQUET PANELS, OF WOOD	M2	30,857	105,697
4418400000	FORMWORK (SHUTTERING) FOR CONCRETE CONSTRUCTN WOOD	X		200,886
4418500000	SHINGLES AND SHAKES OF WOOD	SQ	7,386	480,602
4418904060	FABRICATED STRUCTURAL WOOD MEMBERS	X		282,432
4418904080	BUILDERS' JOINERY AND CARPENTRY OF WOOD, NESOI	X		19,260,113
4419000000	TABLEWARE AND KITCHENWARE, OF WOOD	X		58,287
4420100000	STATUETTES AND OTHER ORNAMENTS, OF WOOD	X		188,902
4420907000	JEWELRY BOXES/SILVERWARE CHESTS/CIGAR BOX ETC WOOD	NO	100,220	246,450
4420908000	WOOD MARQUETRY, INLAID WOOD, CASKETS, ETC, NESOI	X		2,484,292
4421100000	CLOTHES HANGERS, OF WOOD	X		169,700
4421902500	WOOD DOWEL PINS	M	519,126	75,900
4421904500	WOOD BLINDS, SHUTTERS, SCREENS AND SHADES	X		3,392,251
4421906500	TOOTHPICKS/SKEWERS ETC & SIMLR SMALL WARES OF WOOD	X		910,929
4421907000	PICKET/PALING/POST/RAIL, SAWN; ASSMBLD FENCE, WOOD	X		169,081
4421909820	PENCIL SLATS, OF WOOD	GRS	31,865	95,586
4421909850	ARTICLES OF WOOD, NESOI	X		2,485,161
	CORK AND ARTICLES OF CORK.....	TOTAL		9,696,540
4502000000	NATURAL CORK DEBACK/RGH SQD IN BLKS/SHEETS/STRIPS	KG	1,415	10,505
4503100000	CORKS AND STOPPERS OF NATURAL CORK	KG	18,615	170,995
4503900000	ARTICLES OF NATURAL CORK, NESOI	X		292,765
4504100000	BLOCKS/PLATES/SHEETS/TILE/DISKS ETC OF AGGLOM CORK	KG	68,613	175,132
4504900000	AGGLOMERATED CORK & ARTICLES OF AGGLOM CORK, NESOI	X		9,047,143

TABLE - 1 SHIPMENTS OF MERCHANDISE FROM THE UNITED STATES TO PUERTO RICO,
BY COMMODITY: FISCAL YEAR 2001

COMM CODE	DESCRIPTION	UNIT	QUANTITY	VALUE - $
	MANUFACTURES OF STRAW, OF ESPARTO OR OF OTHER PLAITING MATERIALS; BASKETWARE AND WICKERWORK.....	TOTAL		2,600,082
4601100000	PLAITS, PRODUCTS OF PLAITING MAT'L, STRIPS OR NOT	X		32,924
4601200000	MATS, MATTING AND SCREENS OF VEGETABLE MATERIALS	X		27,223
4601910000	PLAITS & SIMLR PRODUCTS NESOI OF BAMBOO/RATTAN ETC	X		3,107
4601990000	PLAIT MAT'L EX VEG, PARALLEL STRANDS/WOVEN SHEETS	X		2,138,355
4602100000	BASKETWORK/OTHR ARTCLS VEG MATRLS NESOI INC LOOFAH	X		325,282
4602900000	BASKETWORK/OTHR ARTCLS NON-VEGETABLE MATRIAL NESOI	X		73,191
	PULP OF WOOD OR OF OTHER FIBROUS CELLULOSIC MATERIAL; WASTE AND SCRAP OF PAPER OR PAPERBOARD; PAPER AND PAPERBOARD AND ARTICLES THEREOF.....	TOTAL		524,173,762
	PULP OF WOOD OR OF OTHER FIBROUS CELLULOSIC MATERIAL;WASTE AND SCRAP OF PAPER OR PAPERBOARD.....	TOTAL		6,630,617
4701000000	MECHANICAL WOODPULP (AIR DRY WEIGHT)	CTN	96	14,000
4702000000	CHEMICAL WOODPULP, DISSOLVING GRADES (AIR DRY WT.)	CTN	221	122,842
4703210040	CHEM WDPULP SULFATE GR CONIF, BLEACHED, AIR DRY WT	CTN	2,558	1,135,497
4703290020	CHEM WDPULP SULFATE GR NONCONF SEMIBLCH AIR DRY WT	CTN	6,016	1,071,876
4704190000	CHEM WDPULP SULFITE GR UNBLCH NONCONIF, AIR DRY WT	CTN	2,762	615,787
4704290000	CHEM WDPULP SULFITE GR NONCONF SEMIBLEA AIR DRY WT	CTN	488	215,684
4705000000	SEMICHEMICAL WOODPULP (AIR DRY WEIGHT)	CTN	152	48,040
4706100000	COTTON LINTERS PULP (AIR DRY WEIGHT)	CTN	38	45,739
4706200000	PULP OF FIBER DERIVED FROM RECOVD PAPER/PAPERBOARD	CTN	121	90,185
4706910000	MECHAN PULP/OT FIBROUS CELLULOSIC MAT'L AIR DRY WT	CTN	16	8,653
4706920000	CHEM PULP/OTH FIBROUS CELLULOSIC MAT'L, AIR DRY WT	CTN	188	100,000
4706930000	SEMICHEM PUP/OT FIBROUS CELLULOSC MAT'L AIR DRY WT	CTN	156	80,000
4707100000	WASTE, SCRAP UNBLEACH KRAFT, CORRUGATD PAPER/PPRBD	T	2,868	403,781
4707200020	HIGH-GRADE DEINKING WASTE PAPER AND PAPERBOARD	T	41	20,972
4707200040	WASTE/SCRAP PPR/PPRBD, BLCH CHEM PULP, NOT COLORED	T	400	50,626
4707300020	NEWSPRINT WASTE AND SCRAP PAPER	T	648	64,104
4707300040	WASTE/SCRAP PAPER, PAPERBD, MECHANICAL PULP, NESOI	T	79	45,259
4707900000	WASTE, SCRAP, INCL UNSORTED, PAPER, PAPERBD, NESOI	T	8,435	2,497,572
	PAPER AND PAPERBOARD; ARTICLES OF PAPER PULP, OF PAPER OR OF PAPERBOARD.....	TOTAL		410,676,816
4801000000	NEWSPRINT, IN ROLLS OR SHEETS	T	5,741	2,997,499
4802100000	HANDMADE PAPER AND PAPERBOARD, UNCOATED	KG	1,703,274	2,595,775
4802200000	UNCTD BASE PPR TO BE SENSITIZD (PHOTO ETC) RLS/SHT	M2	54,265	129,931
4802300000	CARBONIZING BASE PAPER, UNCOATED, ROLLS OR SHEETS	KG	18,952	68,591
4802400000	WALLPAPER BASE (HANGING PPR) UNCOATD, ROLLS/SHEETS	KG	115,826	148,344
4802511000	WRITING PPR UNCTD NOV 10% MECH FBR < 40 G/M2 RL/SH	KG	469,186	732,644
4802518000	PPR/PBRD UNCTD NOV 10% MECH NESOI < 40G/M2, RL/SHT	KG	2,579,979	3,219,802
4802521000	WRITING PPR UNCTD NOV 10% MECH 40-150G/M2 ROLL/SHT	KG	11,945,318	10,640,890
4802521500	COVER PPR UNCTD NOV 10% MECH 40-150G/M2 ROLL/SHEET	KG	82,882	155,492
4802528000	PPR/PBRD UNCTD NOV 10% MECH NESOI 40-150G/M2 RL/SH	KG	13,210,901	18,061,971
4802531500	COVER PPR UNCTD NOV 10% MECH OV 150G/M2 ROLL/SHEET	KG	201,576	259,384
4802539040	BRISTOLS UNCTD NOV 10% MECH FBR OV 150G/M2 RLL/SHT	KG	59,340	52,704
4802539500	PPR/PBRD UNCTD NOV 10% MECH NESOI OV 150G/M2 RL/SH	KG	348,741	468,700
4802601000	WRITING PPR/COVER PPR UNCTD OV 10% MECH FBR RL/SHT	KG	93,636	115,955
4802602000	DRAWING PAPER UNCOATED OV 10% MECH FBRS ROLL/SHEET	KG	3,582	3,069
4802609000	PPR/PBOARD UNCTD OVER 10% MECH FBRS NESOI ROLL/SHT	KG	4,173,962	3,888,403
4803000000	TOILET ETC HSHLD/SANTRY STOCK PAPER IN ROLL/SHEETS	KG	16,731,835	30,607,162
4804110000	KRAFTLINER, UNCOATED UNBLEACHED IN ROLLS OR SHEETS	KG	34,735,585	15,226,925
4804190000	KRAFTLINER, UNCOATED, BLEACHED, IN ROLLS OR SHEETS	KG	305,206	252,423
4804290000	SACK KRAFT PAPER UNCOATED BLEACHED IN ROLLS/SHEETS	KG	79,717	67,731
4804314020	KRAFT BAG/SACK PPR UNCTD UNBLCH 150G/M2/LESS RL/SH	KG	2,324,833	1,825,804
4804314040	KRAFT WRAPPING PPR UNCTD NESOI UNBLCH 150G/M2/LESS	KG	2,829,746	2,713,124
4804315000	KRAFT PPR/PBRD UNCTD NESOI UNBLCHD 150G/M2< RLL/SH	KG	373,913	505,649

TABLE - 1 SHIPMENTS OF MERCHANDISE FROM THE UNITED STATES TO PUERTO RICO,
BY COMMODITY: FISCAL YEAR 2001

COMM CODE	DESCRIPTION	UNIT	QUANTITY	VALUE - $
4804394020	KRAFT BAG/SACK UNCTD BLEACHED 150G/M2/LESS ROLL/SH	KG	76,556	139,850
4804394040	KRAFT WRAPPING PPR UNCTD NESOI BLCHD 150G/M2/LESS	KG	248,016	667,066
4804396020	KRFT BASE STOCK TRAYS CUPS ETC UNCTD BLCH 150G/M2<	KG	168,191	195,287
4804397000	KRAFT PPR/PBRD UNCTD NESOI BLCHD 150G/M2 < RLL/SHT	KG	310,830	361,468
4804412000	KRFT WRAPPNG PPR UNCTD UNBLCHD OV 150 < 225G/M2 RL	KG	336	3,474
4804414000	KRFT PPR/PPRBRD UNCTD NESOI UNBLCHD OV 150<225G/M2	KG	638	7,351
4804420010	KRFT BASE STCK MLK CARTN ETC UNCT BLCH 151-224G/M2	KG	25,607	27,000
4804420020	KRFT FOLDNG CARTN STCK UNCTD BLCHD 151-224G/M2 RLL	KG	275,740	252,418
4804420030	KRFT BASE STCK TRAYS CUP ETC UNCT BLCH 151-224G/M2	KG	9,802	15,000
4804420040	KRFT BASE STCK PACKAGNG UNCTD BLCH 151-224G/M2 RLL	KG	560,516	387,905
4804420050	KRFT PPR/PPRBRD UNCTD NESOI BLCHD 151-224G/M2 ROLL	KG	469,918	652,709
4804490000	OTH KRFT PPR/PPRBRD UNCTD BLCHD NESOI 151-224G/M2	KG	56,526	52,453
4804510000	KRFT PPR/PPRBRD UNCTD UNBLCHD 225G/M2/MORE RLL/SHT	KG	201,938	43,441
4804520010	KRFT BASE STCK MILK CARTNS ETC UNCTD BLCH 225G/M2>	KG	112,993	27,401
4804520020	KRFT FOLDING CARTN STCK UNCTD BLCHD 225G/M2>, RL/S	KG	6,244	14,426
4804520040	KRFT BASE STCK PACKAGING UNCTD BLCHD 225G/M2> ROLL	KG	2,889	17,236
4804590000	KRFT PPR/PPRBRD UNCTD BLCHD NESOI 225G/M2> RLL/SHT	KG	522,494	570,119
4805100000	SEMICHEMICAL FLUTNG PPR (CORRUGATNG MED) UNCTD RLL	KG	174,314	237,951
4805210020	FOLDNG CARTN BRD UNCTD NESOI MULTI-PLY EA LYR BLCH	KG	75,043	47,211
4805210040	PPR/PPRBRD UNCTD NESOI MULTI-PLY EA LAYR BLCHD RLL	KG	311,886	983,865
4805220020	FLDNG CARTN BRD UNCTD NESOI MULTIPLY 1 OUT LYR BLC	KG	960	7,680
4805220040	PPR/PPRBRD UNCT NESOI MULTIPLY 1 OUTER LAYER BLCHD	KG	11,209	10,428
4805230020	FLDNG CARTN BRD UNCT NESOI MULTIPLY 2 OUTR LYR BLC	KG	16,878	64,009
4805290020	FOLDNG CARTON BRD UNCTD NESOI MULTIPLY UNBLCHD RLL	KG	71,386	105,716
4805290040	PPR/PPRBRD UNCTD NESOI MULTIPLY UNBLCHD, ROLL/SHTS	KG	159,667	467,392
4805300000	SULFITE WRAPPING PAPER UNCOATED IN ROLLS OR SHEETS	KG	8,064	42,103
4805400000	FILTER PPR & PPRBRD EX KRAFT UNCTD IN ROLLS/SHEETS	KG	832,848	5,817,531
4805500000	FELT PAPER/PAPERBOARD EX KRAFT UNCTD, ROLLS/SHEETS	KG	131,712	580,231
4805604000	WRAPPING PPR EX KRAFT, UNCTD 150G/M2/LESS ROLL/SHT	KG	1,598,436	4,233,202
4805606000	PPR/PBRD EX KRAFT UNCTD NESOI NT OV 30G/M2 RLL/SHT	KG	104,178	142,061
4805609020	CORRUGATN MED PPR/PBRD UNCTD 31-150G/M2 EX KRF ETC	KG	222,224	80,000
4805609500	PPR/PBRD EX KRAFT UNCTD NESOI 31-150G/M2 ROLL/SHTS	KG	44,935	111,668
4805704020	CONSTRUCTION PPR EX KRFT UNCTD 151-224G/M2, RLL/SH	KG	90,605	57,660
4805704040	LINERBRD EX KRF <80% CHEM SULFATE WDPL 151-224G/M2	KG	5,996,706	3,253,810
4805705000	PPR/PBRD EX KRAFT UNCTD NESOI 151-224G/M2 RLL/SHTS	KG	2,399,737	2,464,090
4805804020	WET MACHINE BOARD UNCOATED 225G/M2/MORE ROLL/SHEET	KG	101,578	41,764
4805804060	LINERBRD EX KRFT <80% CHEM SULFATE WDPL 225G/M2 >	KG	308,348	445,840
4805805000	PPR/PBRD EX KRAFT UNCTD NESOI 225G/M2 > ROLLS/SHTS	KG	82,847	198,897
4806100000	VEGETABLE PARCHMENT PAPER, IN ROLLS OR SHEETS	KG	35,057	56,541
4806200000	GREASEPROOF PAPER (AS MANUFACTURED) IN ROLLS/SHEET	KG	3,867	8,708
4806300000	TRACING PAPERS IN ROLLS OR SHEETS	KG	3,466	21,085
4806400000	GLASSINE & OTH GLAZED TRANSPARENT/TRANSLUCENT PAPR	KG	84,723	74,428
4807100000	PPR/PBRD LAMINATD INTRNALY WTH BITUMEN TAR/ASPHALT	KG	212,765	121,883
4807901000	STRAW PPR/PBRD NOT SURFACE-COATD/IMPREGNATD RLL/SH	KG	81,068	32,527
4807905000	COMPOSITE PAPER/PPRBOARD NESOI NT IMPREGNTD ETC RL	KG	280,760	996,699
4808100000	CORRUGATED PPR/PBRD, W/N PERFORATED NESOI ROLL/SHT	KG	1,421,234	1,957,908
4808200000	SACK KRAFT PPR, CREPE OR CRINKLED, NESOI ROLL/SHTS	KG	10,519	22,330
4808300000	KRAFT PPR/PBRD EX SACK, CREPE OR CRINKLED NESOI RL	KG	10,503	50,000
4808900000	PAPER/PBOARD NESOI EMBOSSED OR PERFORATED ROLL/SHT	KG	20,511,884	9,236,002
4809100000	CARBON/SIMILAR COPYING PAPERS IN ROLLS OR SHEETS	KG	47,437	73,552
4809200000	SELF-COPY PAPER, IN ROLLS OR SHEETS	KG	521,595	1,035,877
4809900000	COPYING/TRANSFER PAPER COATD/IMPREGNTD ROLL/SHEETS	KG	45,241	360,706
4810112000	BASIC PPR SENSTZD PHOTOGRPHY COATD NOV 150G/M2 RL	M2	59,289	74,108
4810114000	PPR/PBRD WRITNG ETC NESOI CLAY CTD NOV 150G/M2 ETC	KG	4,265,051	4,380,501
4810120000	PPR/PBRD WRITING ETC NESOI CLAY CTD OV 150G/M2 ETC	KG	832,568	678,361
4810120090	PPR/BRD WRTNGETC NES CLAY CTD BTH SIDE OV 150G/MZ	KG	136,068	120,680
4810210000	PAPER, LIGHT-WGH COATED WRITING ETC OVER 10% MECH	KG	831,390	601,745
4810290000	PPR/PBRD EX LIT-WGH WRITNG ETC CLAY CTD OV 10% MEC	KG	2,673,929	6,020,913
4810310020	KRFT FOLDNG CARTN STCK CLAY CTD BLCH 150 G/M2/LESS	KG	780	13,044
4810310040	KRFT BASE STCK TRAY CUP ETC CLAY CTD BLCH 150G/M2<	KG	12,210	15,027
4810310060	KRFT PPR/PBRD CLAY CTD BLCH NESOI 150G/M2/LESS RLS	KG	1,751,030	2,199,271
4810320020	KRFT FOLDNG CARTN BRD CLAY CTD BLCH OV 150G/M2 RLL	KG	7,171,671	6,872,069
4810320040	KRFT BASE STCK TRAYS ETC CLAY CTD BLCHD OV 150G/M2	KG	21,358	54,029
4810320060	KRFT PPR/PBRD CLAY CTD BLCHD NESOI OV 150G/M2 RLLS	KG	526,586	505,624
4810390000	KRAFT PPR/PBRD EX GRAPHIC, CLAY CTD UNBLCH RLL/SHT	KG	465,862	330,585
4810910000	PPR/PBRD EX KRFT/GRPHC CLAY COATD MULTI-PLY RL/SHT	KG	156,994	102,900

TABLE - 1 SHIPMENTS OF MERCHANDISE FROM THE UNITED STATES TO PUERTO RICO,
BY COMMODITY: FISCAL YEAR 2001

COMM CODE	DESCRIPTION	UNIT	QUANTITY	VALUE - $
4810990000	PPR/PBRD EX KRFT/GRPHIC CLAY CTD NESOI ROLLS/SHEET	KG	289,605	200,471
4811100000	PPR/PBR COATD/IMPREG WTH TAR BITUMEN/ASPHALT NESOI	KG	1,124,544	859,757
4811210000	PPR/PBRD GUMMED/ADHESIVE PRESSURE-SENSTVE ROLL/SHT	KG	1,045,381	4,229,340
4811290000	PPR/PBRD, GUMMED OR ADHESIVE, NESOI, ROLLS/SHEETS	KG	157,557	362,230
4811312010	BASE STCK MLK CRTN/BEV CNT, CTD IMPRG COV PLASTICS	KG	792,743	433,179
4811312020	FLDNG CRTN STCK COATD ETC PLASTICS BLCH .3MM> THCK	KG	535,652	507,430
4811312030	BASE STCK FR TRAYS ETC CTD/IMPG/COV PLASTIC .3MM>T	KG	71,895	82,257
4811312060	PPR/PBRD CTD/IMPRG/COV PLASTICS NESOI BLCH .3MM>TK	KG	356,630	423,220
4811314000	PPR/PBRD CTD/IMPG/COV PLASTICS BLCHD >.3MM THK RLL	KG	217,903	282,337
4811392000	PRINTING PPR CTD/IMPG/COV PLASTIC W/N BLC 150G/M2<	KG	572,023	771,144
4811394020	FLDNG CRTN STCK CTD/IMPG/COV PLASTIC 150G/M2<, RLL	KG	392,040	938,305
4811394040	PPR/PBRD NESOI CTD/IMPG/COV PLASTIC 150G/M2<, RLLS	KG	129,213	178,453
4811400000	PPR/PBRD CTD/IMPG/COV WTH WAX/STEARIN ETC RLL/SHTS	KG	891,538	2,700,657
4811903000	PPR/PPRBOARD, IMPREGNATED WTH LATEX, IN ROLL/SHEET	KG	403,362	1,203,243
4811909000	PPR/PBRD/CELLULSE WADDNG & WEBS COAT/COV ETC NESOI	KG	229,519	560,105
4812000000	FILTER BLOCKS, SLABS AND PLATES, OF PAPER PULP	KG	539,866	267,074
4813200000	CIGARETTE PAPER IN ROLLS OF A WIDTH NOT OVER 5 CM	KG	180,635	325,926
4813900000	CIGARETTE PAPER, WHETHER OR NOT CUT TO SIZE, NESOI	KG	179,376	838,546
4814100000	INGRAIN PAPER WALLCOVERINGS	KG	19,707	69,010
4814200000	WALLPPR/SIMLR WALLCVRNG OF PPR COATED ETC PLASTICS	KG	119,487	331,904
4814300000	WALLPR/SIMLR WALLCVRNG PPR COV WTH PLAITING MATERL	KG	39,378	169,365
4814900000	WALLPR/SIMLR WALLCVRNG NESOI; PPR WINDW TRANSPAREN	KG	89,413	209,220
4815000000	FLOOR COVERINGS, PPR/PPRBOARD BASE, W/N CUT TO SZ	KG	17,713	81,156
4816100000	CARBON & SIMLR COPYING PAPERS, CUT TO SIZE/SHAPE	KG	14,678	55,027
4816200000	SELF-COPY PAPER, CUT TO SIZE OR SHAPE	KG	427,605	724,842
4816300000	DUPLICATOR STENCILS OF PAPER	KG	10,439	34,160
4816900000	TRANSFER PPRS CUT TO SIZE/SHAPE & PPR OFFSET PLATE	KG	53,876	113,913
4817100000	ENVELOPES OF PAPER/PAPERBOARD, FOR CORRESPONDENCE	THS	415,917	2,393,587
4817200000	PPR/PBRD LTTR CARD/PLAIN POSTCARD/CORRS CARD NESOI	KG	1,131,930	1,639,722
4817300000	PPR/PBRD BOXES/POUCHES/ETC CONT ASSORTMNT STATNERY	KG	802,512	2,034,329
4818100000	TOILET PAPER	KG	13,947,795	22,009,819
4818200020	TOWELS OF PAPER PULP/PAPER/CELLULOSE WADDING/WEBS	KG	6,030,189	9,912,692
4818200040	HANDKERCHIEFS & CLEANSING/FACIAL TISSUES PAPER ETC	KG	638,353	1,602,488
4818300000	TABLECLOTHS & TABLE NAPKINS OF PAPER, PPR PULP ETC	KG	1,147,281	1,948,498
4818402000	SANITARY PRODUCTS OF PAPER PULP	KG	1,405,887	5,288,926
4818404010	SANITARY NAPKINS/TAMPONS EX PPR PULP, OF PAPER ETC	KG	810,193	2,904,987
4818404030	DIAPERS & DIAPER LINERS EX PAPER PULP OF PAPER ETC	KG	11,233,705	36,772,468
4818404060	SANITARY PRODUCTS NESOI EX PPR PULP, OF PAPER ETC	KG	520,003	968,774
4818500000	ARTCLS OF APPAREL/CLOTHING ACCESSORS OF PAPER ETC	KG	1,103,879	5,396,836
4818900000	BED SHEETS & SIMLR HOUSEHLD/HOSPITAL ART PPR NESOI	KG	944,227	2,429,318
4819100020	SANITARY FOOD & BEV CNTNRS, CORRUGATED PPR/PPRBRD	KG	434,853	593,918
4819100040	CARTONS/BOXES/CASES OF CORRUGATED PPR/PBRD, NESOI	KG	6,690,856	14,254,002
4819200020	SANITARY FOOD & BEV CNTNRS NON-CORRUGATED PPR/PBRD	KG	450,796	756,161
4819200040	FLDNG CRTNS/BOXES/CASES OF NON-CORRUGATED PR NESOI	KG	6,685,796	21,165,440
4819300020	SHIPPNG SACKS/MULTIWALL BAGS BASE WIDTH 40CM>, PPR	KG	388,690	387,600
4819300040	SACKS & BAGS, BASE WIDTH OF 40CM/MORE, PAPER NESOI	KG	663,587	1,186,978
4819400020	SHIPPING SACKS/MULTIWALL BAGS BASE WIDTH <40CM, PP	KG	165,722	152,234
4819400040	SACKS & BAGS, CONES, BASE WIDTH <40CM, PAPER NESOI	KG	378,831	665,442
4819502000	SANITARY FOOD & BEV CNTRS OF PAPER, P/BRD ETC NESO	KG	938,934	1,994,456
4819503000	RECORD SLEEVES OF PAPER OR PAPERBOARD	KG	4,495	14,305
4819504020	FIBER DRUMS/CANS/TUBES & SIMLR CNTRS OF PAPER ETC	KG	775,539	1,449,320
4819504040	RIGID BOXES & CARTONS OF PAPER/PAPERBOARD, NESOI	KG	4,614,724	5,412,342
4819504060	PACKING CONTAINERS NESOI OF PAPER, PPRBRD, ETC	KG	630,529	1,459,482
4819600000	BOX FILES/LTTR TRAY/STORAGE BOX ETC, OFFICE/SHOPS	KG	762,048	1,666,056
4820100000	REGISTERS/ACCT BKS/NOTEBKS/LETTER PAD ETC PPR/PBRD	NO	670,884	1,521,867
4820200000	EXERCISE BOOKS, OF PAPER OR PAPERBOARD	NO	67,068	168,107
4820300020	LOOSE-LEAF BINDERS, OF PAPER OR PAPERBOARD	KG	145,513	241,672
4820300040	BINDERS EX LOOSELEAF/FOLDERS/FILE COVERS, PPR/PBRD	KG	161,999	609,502
4820400000	MANIFOLD BUSINESS FORMS/INTRLEAVD CARBON SETS PPR	KG	1,142,219	3,517,018
4820500000	ALBUMS FOR SAMPLES/COLLECTIONS OF PAPER/PAPERBOARD	NO	53,993	202,017
4820900000	BLOTTING PADS/BOOK COVERS/ARTCL STATNRY NESOI,PAPR	KG	139,271	484,562
4821100000	PAPER AND PAPERBOARD LABELS OF ALL KINDS, PRINTED	KG	2,975,242	25,637,492
4821902000	PAPER/PPRBOARD LABELS, UNPRINTED, PRESSURE-SENSTVE	KG	875,899	5,671,505
4821904000	PAPER/PPRBRD LABELS, UNPRINTED, NOT PRESSR-SENSTVE	KG	913,467	2,107,937
4822100000	BOBBINS/SIMLR SUPPORTS FR WINDNG TEXTILE YARN, PPR	KG	181	5,042
4822900000	BOBBINS & SIMLR SUPPORTS NESOI OF PPR PULP PPR ETC	KG	53,222	109,663

TABLE - 1 SHIPMENTS OF MERCHANDISE FROM THE UNITED STATES TO PUERTO RICO,
BY COMMODITY: FISCAL YEAR 2001

COMM CODE	DESCRIPTION	UNIT	QUANTITY	VALUE - $
4823110000	GUMMED/ADHESIVE PPR STRIP/ROLL PRSSR-SENS NT LABEL	KG	321,419	1,216,439
4823190000	GUMMED/ADHESIVE PPR STRIP/RLL NT PRSS-SEN NT LABEL	KG	426,518	2,153,256
4823201000	PAINT FILTERS AND STRAINERS, PAPER CUT TO SIZE	KG	441,524	941,852
4823209000	FILTER PAPER & PAPERBOARD CUT TO SIZE/SHAPE NESOI	KG	274,193	1,526,576
4823400000	ROLL/SHEET/DIAL PRINTED FR SELF-RECORDNG APPR, PPR	KG	213,971	554,860
4823510000	PPR/PBRD FOR GRAPHICS NESOI PRNT/EMBSSD ETC CUT SZ	KG	536,500	1,772,583
4823592000	BASIC PAPER TO BE SENSITZD FOR PHOTOGRPHY CUT SIZE	KG	60,003	168,789
4823594020	PPR/PBRD FOR GRAPHIC ETC CONT 25%/MORE COTTON, CUT	KG	185,284	316,357
4823594040	PPR/PBRD FOR GRAPHIC ETC NESOI CUT TO SIZE/SHAPE	KG	13,828,139	14,479,876
4823600020	CUPS & ROUND NESTED FOOD CNTNRS OF PAPER/PPRBOARD	KG	3,982,178	8,153,315
4823600040	TRAYS/DISHES/PLATES ETC NESOI OF PAPER/PPRBOARD	KG	2,782,013	4,626,233
4823700000	MOLDED OR PRESSED ARTICLES OF PAPER PULP	KG	208,361	405,268
4823903000	CARDS, NOT PUNCHED FR PUNCH CARD MACHINE, PPR/PBRD	KG	361,274	2,000,565
4823908550	ARTICLES OF PPR PULP/PPR/PPRBRD/CELLULSE ETC NESOI	KG	7,861,134	15,089,224
	PRINTED BOOKS, NEWSPAPERS, PICTURES AND OTHER PRODUCTS OF THE PRINTING INDUSTRY;MANUSCRIPTS,TYPESCRIPTS AND PLANS.....	TOTAL		106,866,329
4901100000	PRINTED BOOKS/BROCHURES/LEAFLETS ETC,SINGLE SHEETS	KG	529,707	7,533,359
4901910020	DICTIONARIES (INCLUDING THESAURUSES)	NO	5,840	22,681
4901910040	ENCYCLOPEDIAS AND SERIAL INSTALLMENTS THEREOF	NO	3,153	16,953
4901990010	TEXTBOOKS	NO	3,341,699	16,871,528
4901990020	NEWSPAPER/JOURNALS/PERIODICALS BOUND EX PAPER, SET	NO	91,898	161,913
4901990030	DIRECTORIES	NO	1,317,391	2,885,086
4901990040	BIBLES/TESTAMENTS/PRAYER BOOKS OTH RELIGIOUS BOOKS	NO	1,075,900	857,383
4901990050	TECHNICAL, SCIENTIFIC AND PROFESSIONAL BOOKS	NO	1,805,469	10,753,236
4901990055	ART AND PICTORIAL BOOKS PRINTED NOT SINGLE SHEETS	NO	164,711	297,966
4901990070	HARDBOUND BOOKS, NESOI	NO	1,052,740	2,010,928
4901990075	RACK SIZE PAPERBOUND BOOKS, NESOI	NO	171,719	281,842
4901990091	PRINTD MATTER NT OV 4 PAGES EACH EXCL COVERS NESOI	NO	1,728,327	882,708
4901990092	PRINTED MATTER NESOI 5-48 PAGES EACH EXCL COVERS	NO	998,094	666,241
4901990093	PRINTED MATTER NESOI 49 OR MORE PAGES EA EX COVERS	NO	3,449,933	2,207,587
4902100000	NEWSPAPERS, JOURNALS, PERIODICALS, 4 TIMES A WEEK	KG	145,440	550,998
4902902020	NEWSPAPERS APPEARING LESS THAN FOUR TIMES A WEEK	KG	711,015	1,183,373
4902902040	BUSINESS ETC PERIODICALS, NESOI SINGLE ISSUES TIED	NO	1,069,767	1,840,261
4902905000	JOURNALS/PERIODICALS NESOI, INCL SINGL ISSUES TIED	NO	7,233,155	15,061,233
4903000000	CHILDREN'S PICTURE, DRAWING OR COLORING BOOKS	NO	396,282	116,086
4904000020	SHEET MUSIC W/N STAPLED/FOLDED NOT OTHERWISE BOUND	KG	11,970	164,825
4904000040	MUSIC NESOI PRINTED/MANUSCRIPT, BOUND/ILLUSTRATED	NO	8,525	89,738
4905910000	MAPS, CHARTS, ATLASES ETC NESOI PRINTED, BOOK FORM	NO	1,807	36,350
4905990000	MAPS, CHARTS, ATLASES ETC, PRINTED, NESOI	KG	5,461	118,186
4906000000	PLANS, DRAWINGS FOR ARCHITECTURAL, ETC PURPOSES	KG	309	40,675
4907000000	UNUSED POSTAGE, BANKNOTES, CHECK FORMS, STOCK, ETC	KG	56,953	519,267
4908100000	TRANSFERS (DECALOMANIAS), VITRIFIABLE	KG	751	50,719
4908900000	TRANSFERS (DECALOMANIAS), NESOI	KG	19,437	1,099,528
4909002000	POSTCARDS, PRINTED OR ILLUSTRATED	THS	64,286	298,497
4909004020	GREETING CARDS, PRINTED	THS	147,802	3,184,672
4909004040	CARDS, PRINTED, NESOI	THS	49,384	871,086
4910000000	CALENDARS, CALENDAR BLOCKS OF ANY KIND, PRINTED	KG	73,832	347,734
4911100050	CATALOGS, PRINTED	KG	3,133,270	13,990,930
4911100090	TRADE ADVERTISING MATERIAL, PRINTED, NESOI	KG	1,045,216	7,114,540
4911910020	POSTERS, PRINTED	KG	105,647	358,391
4911910040	PICTURES, DESIGNS AND PHOTOGRAPHS, PRINTED, NESOI	KG	130,210	1,652,527
4911990000	PRINTED MATTER, NESOI	KG	1,310,218	12,727,302
	TEXTILES AND TEXTILES ARTICLES.....	TOTAL		657,786,937
	SILK.....	TOTAL		1,091,771
5002000000	RAW SILK (NOT THROWN)	KG	14,778	25,000
5003900000	OTHER SILK WASTE	KG	953	25,773
5004000000	SILK YARN NOT PUT UP FOR RETAIL SALE	KG	824	79,057
5006000000	SILK YARN&YARN/SILK WASTE,RETAIL SALE,SILKWORM GUT	KG	5,977	66,654
5007100000	WOVEN FABRICS OF NOIL SILK	M2	70,163	542,350

TABLE - 1 SHIPMENTS OF MERCHANDISE FROM THE UNITED STATES TO PUERTO RICO,
BY COMMODITY: FISCAL YEAR 2001

COMM CODE	DESCRIPTION	UNIT	QUANTITY	VALUE - $
5007200000	OTHER FABRICS >=85% SILK/SILK WASTE, NOT NOIL SILK	M2	16,105	130,095
5007900000	WOVEN FABRICS OF SILK OR SILK WASTE - OTHER NESOI	M2	26,184	222,842
	WOOL,FINE OR COARSE ANIMAL HAIR; HORSEHAIR YARN AND WOVEN FABRIC.....	TOTAL		2,594,837
5102108500	PROCESSED FINE ANIMAL HAIR, NOT CARDED OR COMBED	KG	54,432	71,169
5103100000	NOILS OF WOOL OR OF FINE ANIMAL HAIR	KG	19,527	15,200
5105100000	CARDED WOOL	KG	4,375	57,262
5105210000	COMBED WOOL IN FRAGMENTS	KG	634	12,906
5105290000	WOOL TOPS AND OTHER COMBED WOOL (NOT IN FRAGMENTS)	KG	591	10,716
5105300000	FINE ANIMAL HAIR, CARDED OR COMBED	KG	3,516	16,500
5106100090	YARN OF CARDED WOOL,NOT FOR RETAIL SALE,=>85% WOOL	KG	24,439	35,000
5107100000	YARN OF COMBED WOOL,NOT FOR RETAIL SALE,=>85% WOOL	KG	21,429	147,194
5107200000	YARN OF COMBED WOOL,NOT FOR RETAIL SALE, <85% WOOL	KG	1,150	6,827
5108200000	YARN OF COMBED FINE ANIMAL HAIR, NOT FOR RETAIL	KG	430	5,000
5109900000	WOOL/FINE ANIMAL HAIR YARN, RETAIL SALE,<85% W/FAH	KG	23,856	133,900
5111110000	WOVN FBRC CRD WOOL/FN ANML HR>=85% WL/FAH/300 G/M2	M2	35,670	276,544
5111190000	WOVN FBRC CRD WOOL/FN ANML HR>=85% WL/FAH<300 G/M2	M2	186,993	1,505,788
5111200000	WOVN FBRC CRD WOOL/FN ANML HR MX W/MAN-MADE FILMNT	M2	9,259	69,997
5111300000	OTHER WOVN FABRICS OF CARDED WOOL/FINE ANIMAL HAIR	M2	1,624	12,274
5111900000	WOVEN FABRICS CARDED WOOL/FINE ANIMAL HAIR OTHER	M2	13,124	99,197
5112110000	WOVN FBRC CMB WOOL/FN ANML HR>=85% WL/FAH<200 G/M2	M2	1,553	11,334
5112190000	WOVN FBRC CMB WOOL/FN ANML HR<=85% WL/FAH>200 G/M2	M2	1,767	5,302
5112200000	WOVN FBRC CMB WOOL/FN ANML HR MX W/MAN-MADE FILMNT	M2	3,633	22,934
5112900000	OTHER WOVN FABRICS OF COMBED WOOL/FINE ANIMAL HAIR	M2	22,826	79,793
	COTTON.....	TOTAL		59,768,404
5201001025	COTTON, NOT CARDED/COMBED,STP LGN < 25.4 MM-1 INCH	RBA	1,515	481,628
5201001090	COT,NOT CARDED/COMBED,STP LNGH >25.4 AND <28.58 MM	RBA	183	65,532
5202100000	COTTON WASTE: YARN WASTE (INCLUDING THREAD WASTE)	KG	188,082	414,131
5202990000	COTTON WASTE,OTHER THAN YARN WASTE+GARNETTED STOCK	KG	371	5,078
5203000000	COTTON, CARDED OR COMBED	KG	1,037,111	1,755,619
5204110000	COTTON SEWING THREAD,NOT RETAIL,>85% BY WGT COTTON	KG	30,974	199,667
5204190000	COTTON SEWING THREAD,NOT RETAIL,<85% BY WGT COTTON	KG	5,372	52,974
5204200000	COTTON SEWING THREAD, PUT UP FOR RETAIL SALE	KG	171,144	1,430,850
5205110000	COT YARN,SINGLE,UNCOMBD,>=85%COT,NOT RETAIL,<=14NM	KG	529,107	1,449,521
5205120000	COT YRN,SNGL,UNCMBD,>=85%COT,NT RETAIL,>14NM<=43NM	KG	139,656	719,279
5205130000	COT YRN,SNGL,UNCMBD,>=85%COT,NT RETAIL,>43NM<=52NM	KG	158,907	245,000
5205150000	COTTON YRN,SNGLE,UNCMBD,>=85% COT,NOT RETAIL,>80NM	KG	2,387	9,500
5205220000	COT YRN,SNGLE,COMBD,>=85%COT,NT RETAIL,>14NM<=43NM	KG	6,272	18,000
5205310000	COT YRN,MULTIPLE,UNCMBD,>=85%COT,NOT RETAIL,<=14NM	KG	6,622	33,181
5205330000	COT YRN,MULTI,UNCMB,>=85%COT,NT RETAIL,>43NM<=52NM	KG	11,590	56,974
5205410000	COT YRN,MULTIPLE,COMBED,>=85%COT,NOT RETAIL,<=14NM	KG	12,752	61,865
5205420000	COT YRN,MULTI,COMBD,>=85%COT,NT RETAIL,>14NM<=43NM	KG	7,319	43,700
5205430000	COT YRN,MULTI,COMBD,>=85%COT,NT RETAIL,>43NM<=52NM	KG	4,181,583	19,984,883
5206110000	COTTON YRN,SINGLE,UNCMBD,<85%COT,NOT RETAIL,<=14NM	KG	3,693	22,943
5206140000	COT YRN,SNGL,UNCMBD,<85%COT,NOT RETAIL,>52NM<=80NM	KG	3,191	10,761
5207100000	COT YARN,NOT SEWING THREAD,FOR RETAIL SALE=>85%COT	KG	57,601	240,279
5207900000	COT YARN,NOT SEWING THREAD,FOR RETAIL SALE,<85%COT	KG	366,663	2,786,161
5208112020	POPLIN/BRDCLTH,UNBLCH,>=85%COT,<=100G/M2,<=43#,P/W	M2	1,536,169	10,487,001
5208112040	SHEETING,PLN/WV,UNBLCHED,>=85%COT,<=100G/M2, <=43#	M2	52,156	184,708
5208112090	OTHER PLAIN WV,UNBLEACHED,>=85%COT,<=100G/M2,<=43#	M2	5,091	13,544
5208114020	POPLN/BRDCLTH,P/W,UNBLCH,>=85%COT,<=100G/M2,44-68#	M2	6,090	34,308
5208114040	SHEETING,PLN/WV,UNBLCHED,>=85%COT,<=100G/M2,44-68#	M2	26,096	51,870
5208114060	PRINTCLTH,PLN/WV,UNBLCHD,>=85%COT,<=100G/M2,44-68#	M2	229,826	333,903
5208114090	OTHER PLAIN WV,UNBLEACHED,>=85%COT,<=100G/M2,44-6#	M2	28,076	41,971
5208118020	POPLIN/BRDCLTH,P/W,UNBLCH,>=85%COT,<=100G/M2,>=69#	M2	3,207	18,066
5208119000	OTHER PLAIN WV,UNBLEACHED,>=85%COT,<=100G/M1,>=69#	M2	20,090	39,991
5208124020	POPLN/BROADC,UNBL,>=85%COT,>100<=200G/M2,<=43#,P/W	M2	56,926	113,849
5208124040	SHEETING,PLN/WV,UBLCH,>=85%COT,>100<=200G/M2,<=43#	M2	8,382	24,276
5208124090	OTHER PLAIN WV,UNBLCH,>=85%COT,>100<=200G/M2,<=43#	M2	245,973	491,942
5208126040	SHEETING,PLN/WV,UNBL,>=85%COT,>100<=200G/M2,44-68#	M2	22,376	44,749
5208126060	PRNTCLTH,PLN/WV,UNBL,>=85%COT,>100<=200G/M2,44-68#	M2	38,659	79,818
5208126090	WOV FAB COT UBL N <100G/M2 >43 <69 PLAIN WEAVE OT	M2	297,753	1,120,776

TABLE - 1 SHIPMENTS OF MERCHANDISE FROM THE UNITED STATES TO PUERTO RICO,
BY COMMODITY: FISCAL YEAR 2001

COMM CODE	DESCRIPTION	UNIT	QUANTITY	VALUE - $
5208128020	POPLIN/BRDCL,P/W,UNBL,>=85%COT,>100<=200G/M2,>=69#	M2	2,802	9,000
5208128090	OTHER PLAIN WV,UNBLCH,>=85%COT,>100<=200G/M2,>=69#	M2	1,628	3,256
5208130000	3 OR 4-THREAD TWIL(INC CROSS)UNBL>=85%COT<=200G/M2	M2	6,134	12,264
5208199000	OTHER WOVEN COT FABRICS,UNBLCH>=85%COTTON<=200G/M2	M2	656,684	1,331,079
5208212020	POPLIN/BRDCLTH,P/W,BLCHED,>=85%COT,<=100G/M2,<=43#	M2	1,526	3,056
5208212040	SHEETING,PLAIN WEAVE,BLCH,>=85%COT,<=100G/M2,<=43#	M2	14,771	38,310
5208224090	OTHER PLAIN WV,BLCHED,>=85%COT,>100<=200G/M2,<=43#	M2	12,510	20,280
5208226020	POPLN/BRDCL,P/W,BLCH,>=85%COT,>100<=200G/M2,44-68#	M2	883,753	2,251,740
5208226060	PRNTCLTH,PLN/WV,BLCH,>=85%COT,>100<=200G/M2,44-68#	M2	182,093	612,164
5208226090	OTHER PLAIN WV,BLCHD,>=85%COT,>100<=200G/M2,44-68#	M2	22,751	624,774
5208228090	OTHER PLAIN WEAV,BLCH,>=85%COT,>100<-200G/M2,>=69#	M2	998	279,003
5208292000	SATIN/TWILL WEAVE FABRICS,BLCHD,>=85%COT,<=200G/M2	M2	8,987	29,557
5208314020	POPLN/BRDCLTH,PLN/WV,DYED,>=85%COT,<=100G/M2,<=43#	M2	5,092	11,500
5208316060	PRINTCLOTH,PLAIN WV,DYED,>=85%COT,<=100G/M2,44-68#	M2	811	2,625
5208316090	OTHER PLAIN WEAVE, DYED, >=85%COT,<=100G/M2,44-68#	M2	2,406	3,242
5208325090	OTHER PLAIN WEAVE,DYED>=85%COT,>100<=200G/M2,>=69#	M2	8,710	8,854
5208399000	OTHER WOVEN COTTON FABRICS,DYED,>=85%COT,<=200G/M2	M2	121,502	286,759
5208412000	HAND-LOOM,P/W FABRC YRNS DIF-COLR>=85%COT<=100G/M2	M2	3,201	7,226
5208492000	WOV FAB COT WGT <=200G/M2 OT FAB STN/TWL WV YR D C	M2	1,306	4,296
5208499000	WOV COT FAB, 85% COT YN DY NPL MA OV 100-200 G/M2	M2	3,664	8,653
5208518090	WOV FAB COT CON >85% WGT COT <100G/M2 #>68 PRI OTH	M2	4,211	4,281
5208523020	WOV FAB COT CON >85% WGT COT >100G/M2 #<44 POP/BRD	M2	3,089	10,000
5208523040	WOV FAB COT CON >85% WGT COT >100G/M2 #<44 SHEETNG	M2	753	3,228
5208524040	WOV FAB COT CON >85% WGT COT >100G/M2 #44-68 SHEET	M2	2,826	5,322
5208524090	WOV FAB COT CON >85% WGT COT >100G/M2 #44-68 OTHER	M2	32,675	14,302
5208525020	WOV FAB COT CON >85% WGT COT >100G/M2 #>68 POP/BCL	M2	1,593	3,190
5208599000	WOV COT FAB, 85% COT PRINT NOT PL NESOI NOV200G/M2	M2	8,768	20,710
5209110040	WOV COT FAB, 85% COT, UNBL PL DUCK >200 G/M2 SHEET	M2	2,484	6,703
5209110090	WOV COT FAB 85% COT UNBL PL WV >200 G/M2 OT P WV D	M2	172,029	463,978
5209190070	WOV COT FAB, 85% COT, UNBL NOPLWV NESOI OV 200G/M2	M2	6,795	13,868
5209210020	WOV FAB COT 85%> COT >200G/M2 BLCH PLN WV POP/BRDC	M2	4,466	14,461
5209210040	WOV COT FAB, 85% COT, BL PL DUCK >200 G/M2 SHEETNG	M2	4,746	10,158
5209210090	WOV COT FAB 85% COT BL PL WV >200 G/M2 OT INCL PWD	M2	19,640	14,215
5209290070	WOV COT FAB 85% COT, BL NOTPLWOV NESOI OV 200 G/M2	M2	44,128	99,354
5209313000	WOV FAB COT 85%> COT >200G/M2 PL WV DYED CT HND-LM	M2	104,605	273,579
5209320000	WOV COT FAB, 85% COT, DY 3-OR4-TH TWILL OV 200G/M2	M2	18,921	48,992
5209390030	WOV COT FAB, 85% COT DY SATIN ETC OVER 200 G/M2	M2	523	3,844
5209420030	WOV FAB COT >85% COT >200G/M2 YR D C D <=360G/M2	M2	252,242	544,091
5209420050	WOV FAB COT >85% COT >200G/M2 YR DF C D >360G/M2	M2	143,065	381,521
5209490000	WOV COT FAB >85% COT YN DY >200 G/M2 OTH FABRICS	M2	4,772	7,761
5209513000	WOV FAB COT >85% COT >200G/M2 PRT PL WV CRT HND-LM	M2	35,064	66,520
5209590070	WOV COT FAB 85% COT, PR NOTPLWOV NESOI OV 200 G/M2	M2	2,810	6,324
5210114020	WOV FAB COT CON <85% WGT COT <200G/M2 #<44 POP/BRD	M2	170	4,080
5210120000	WOV FAB COT CON <85% WGT <200G/M2 3-4TWL UBLECHED	M2	44,433	113,408
5210199000	WOV COT FAB UN85%COTMMF UNB NOPL NESOI NOV200G/M2	M2	124,467	384,222
5210214020	WOV FAB COT CON <85% WGT COT <200G/M2 #<44 POP/BRD	M2	16,490	53,378
5210216090	WOV FAB COT CON <85% WGT COT <200G/M2 #44-68 OTHER	M2	34,801	230,478
5210292000	WOV COT FAB UN85%COTMMF BL SAT ETC NESOI NO200G/M2	M2	28,093	92,400
5210299000	WOV COT FAB UN85% COTMMF BL NOPL NESOI NOV200G/M2	M2	8,245	22,999
5210518090	WOV FAB COT CON <85% WGT COT <200G/M2 >=69 PRT OTH	M2	31,332	27,714
5210592000	WOV COT FAB UN85% COTMMF PR SATIN ETC NOV 200 G/M2	M2	106,035	348,746
5210599000	WOV COT FAB UN85% COTMMF PR NOPL NESOI NOV200G/M2	M2	69,588	169,422
5211110020	WOV FAB COT <85% COT >200G/M2 UBLC PLN WV POP/BRDC	M2	2,772	3,812
5211110040	WOV COT FAB <85% COT M MMF UNBL PL WV <200G/M2 SHT	M2	31,488	85,000
5211190070	WOV COT FAB UN85%COTMMF UNBL NOPL NESOI OV200G/M2	M2	1,457	3,825
5211210020	WOV FAB COT <85% COT >200G/M2 BLC PLN WV POP/BRDC	M2	1,498	3,000
5211210090	WOV COT FAB <85% COT M MMF BL PL W <200 G/M2 SHEET	M2	10,178	21,788
5211220000	WOV COT FAB UN85% COTMMF BL 3-OR4-TH TW OV200G/M2	M2	2,292	3,728
5211290070	WOV COT FAB UN85% COTMMF BL NOPL NESOI OV 200 G/M2	M2	2,386,930	5,846,316
5211310090	WOV COT FAB <85% COT M MMF DYE PL WV < 200G/M2 OTH	M2	41,619	89,100
5211320000	WOV COT FAB UN85% COTMMF DY 3-OR4-TH TW OV200G/M2	M2	7,318	17,639
5211390030	WOV COT FAB UN85% COTMMF DYED SATIN ETC OV200G/M2	M2	3,105	10,216
5211410000	WOV COT FAB <85% COT MIXD MMF YN DY PL WV >200G/M2	M2	36,533	95,000
5211420030	WOV FB CT <85% CT MX MMF >200<=300G/M2 YDF DNM	M2	48,475	104,562
5211420050	WOV FAB COT >360M/G2 <85% CT MX MMF YDF DENIM	M2	10,139	29,077
5211490000	WOV COT FAB <85% COT M MMF YDC >200G/M2 OT FABRICS	M2	111,080	217,745

TABLE - 1 SHIPMENTS OF MERCHANDISE FROM THE UNITED STATES TO PUERTO RICO,
BY COMMODITY: FISCAL YEAR 2001

COMM CODE	DESCRIPTION	UNIT	QUANTITY	VALUE - $
5211510020	WOV FAB COT <85% COT >200G/M2 PRTD PLN WV POP/BRDC	M2	39,728	128,625
5211510090	WOV COT FAB <85% COT M MMF PR PL WV > 200G/M2 OTH	M2	2,803	6,000
5211590070	WOV COT FAB UN85% COTMMF PR NOPL NESOI, OV200G/M2	M2	69,867	184,128
5212120000	WOV COT FAB UN85% COT NESOI, BL NOV 200 G/M2	M2	63,577	229,867
5212130000	WOV COT FAB UN85% COT NESOI, DYED NOV 200 G/M2	M2	19,627	68,855
5212140000	WOV COT FAB UN85% COT NESOI, YN DY NOV 200 G/M2	M2	90,047	353,733
5212150000	WOV COT FAB UN85% COT NESOI, PRINT, NOV 200 G/M2	M2	11,783	42,612
5212210000	WOV COT FAB UN85% COT NESOI, UNBL OV 200 G/M2	M2	19,800	29,600
5212240000	WOV COT FAB UN85% COT NESOI, YN DY OV 200 G/M2	M2	675	2,774
5212250000	WOV COT FAB UN85% COT NESOI, PRINT OV 200 G/M2	M2	3,227	12,217
	OTHER VEGETABLE TEXTILE FIBERS;PAPER YARN AND WOVEN FABRICS OF PAPER YARN.....	TOTAL		3,322,759
5301100000	FLAX, RAW OR RETTED	KG	2,400	18,800
5302100000	TRUE HEMP RAW/PROCESS NT SPUN; TOW & WSTE RAW/RETT	KG	7,333	23,294
5303900000	JUTE OTHER TEX BAST FIB TOW WAST PROC NT SP OTHER	KG	13,843	5,313
5305190000	COCONUT, TOW, NOILS AND YARN WASTE GARNT STK OTHER	KG	221,253	80,100
5305210000	OF ABACA: RAW OR PROCESSED BUT NOT SPUN	KG	21,794	91,623
5306100000	FLAX YARN, SINGLE	KG	2,527	9,251
5308300000	YARN OF OTHER TEXTILE FIBERS; PAPER YARN	KG	77,467	265,020
5308900000	YARN OF OTHER VEGETABLE TEXTILE FIBERS; NESOI	KG	263,387	2,761,588
5309110000	WOV FAB >=85% FLAX UNBLEACHED OR BLEACHED	M2	3,881	13,132
5309190000	WOVEN FABRICS >=85% BY WEIGHT OF FLAX OTHER	M2	6,534	22,565
5311000000	WOV FAB OF OT VEG TEXTILE FIB WOV FAB OF PPR YARN	KG	7,972	32,073
	MAN-MADE FILAMENTS.....	TOTAL		79,363,304
5401100000	SEWING THREAD SYNTHETIC FILAMENTS, FOR RETAIL SALE	KG	12,025	244,883
5401200000	SEWING THREAD ARTIFICIAL FILAMENTS FOR RETAIL SALE	KG	516	17,766
5402100000	SYN FIL YARN EX SEWING NO RETAIL, NYLON ETC	KG	45,938	99,944
5402200000	SYN FIL YARN EX SEWING NO RETAIL, POLYESTER	KG	12,969	288,250
5402310000	SYN FIL YN EXSEW NO RT TX NYLON YN NOV 500 DECITEX	KG	3,510,610	11,238,723
5402320000	SYN FIL YN EXSEW NO RT TX NYLON YN OV 500 DECITEX	KG	3,161	66,882
5402330000	SYN FIL YN EXSEW NO RT TX POLYESTER	KG	6,339,656	17,671,697
5402390000	SYN FIL YN EXSEW NO RT TEXT NESOI	KG	291,831	461,851
5402410010	SYN FIL YN EXSEW NO RT SING,MULT UNTW/TW >=5 N	KG	38,023	45,505
5402410030	SYN FIL YN EXSEW NO RT SING,MON,MULT UNTW/TW >=5 N	KG	732	6,902
5402410040	SYN FIL YN EXSEW NO RT SING,MULT TWT >=5TRN NYLN/P	KG	11,098	137,538
5402430020	SYN FIL YN EXSEW NO RT SIN,MONO,MULT <5TRN/M2 POLY	KG	43,058	234,960
5402490010	SYN FIL YN EXSEW NO RT SING <5TNS/M2 POLYPROP,ETHY	KG	130	4,550
5402490040	SYN FIL YN EXSEW NO RT SNG,MON,MUL < 5TNS/M2 NESOI	KG	17,557	32,449
5402510000	NYLON FILAMENT YN TWIST >50 TURNS/M NT RETAIL SALE	KG	98	9,480
5402590000	SYN FILA YARN EXC NYLON/POLYESTER TWST >50 TURNS/M	KG	38,469	163,736
5402610000	NYLON FILAMENT YARN MULTIPLE/CABLED NT RETAIL SALE	KG	105,748	134,490
5402620000	POLYESTERS FILMT YN MULTIPLE/CABLED NT RETAIL SALE	KG	11,178	39,502
5403310000	ART FIL YARN EXC SEW NO RETAIL SING VISC RAYON	KG	4,730	51,783
5403330000	ART FIL YARN EXC SEW NO RETAIL SING CELL ACETATE	X		78,697
5403390000	ART FIL YN EXC SEW NO RET SINGLE YN NESOI	KG	1,724	13,820
5403410000	VISCOSE RAYON MULTIPLE/CABLED NOT FOR RETAIL SALE	KG	35,435	81,532
5403490000	ART FILA EXP VISCOSE RAYON/ACETATE MULTIPLE/CABLED	KG	170,284	1,334,542
5404108005	SYNTHETIC MONOFILAMENT,X-DIMEN >1MM,ELASTOMERIC YN	KG	6,536	113,662
5404108020	NYLON MONOFILAMENT OF >67 DECITEX X-DIMENSION >1MM	KG	26,407	182,655
5404108040	POLYESTER MONOFILAMENT OF >67 DECITEX X-DIMEN >1MM	KG	2,429	12,990
5404108080	SYNTHETIC MONOFILAMENT EXP NYLON OR POLYESTER YARN	KG	1,421	24,867
5404900000	SYNTHETIC STRIP WIDTH NOT > 5MM	KG	87,788	329,615
5405006000	ARTIFICIAL STRIP WIDTH NOT EXCEEDING 5 MM	KG	13,348	71,832
5406100020	SYNTHETIC FILAMENT YARN ACRYLIC, FOR RETAIL SALE	KG	709	28,511
5406100040	SYNTHETIC FILAMENT YARN POLYESTER, FOR RETAIL SALE	KG	3,116	27,769
5406100090	SYN FIL YRN RETAIL SALE EXC ACRYLIC AND POLYESTERS	KG	6,948	80,068
5407100000	WOV FAB SYN FIL HI TEN NYLON ETC AND POLYESTER	M2	669,465	1,793,280
5407200000	SYNTHETIC FILAMENT YARN FABRIC FROM THE STRIP	M2	12,533	83,318
5407300000	WOV FAB SYN FIL YN SPEC BONDED IN LAYERS	M2	827	3,037
5407410000	WOV FAB SYN FIL YN NESOI 85% NYLON UNBL AND BLEACH	M2	3,106,145	17,089,546
5407420000	WOV FAB SYN FIL YN NESOI 85% NYLON ETC DYED	M2	489,108	1,415,668
5407430000	WOV FAB SYN FIL YN NESOI 85% NYLON ETC YARN DYED	M2	6,010	20,404

TABLE - 1 SHIPMENTS OF MERCHANDISE FROM THE UNITED STATES TO PUERTO RICO,
BY COMMODITY: FISCAL YEAR 2001

COMM CODE	DESCRIPTION	UNIT	QUANTITY	VALUE - $
5407440000	WOV FAB SYN FIL YN NESOI 85% NYLON ETC PRINTED	M2	4,203	22,486
5407510000	WOV FAB SYN FIL YN NESOI 85% TEX POLYEST BL UNBL	M2	22,724	86,345
5407520000	WOV FAB SYN FIL YN NESOI 85% TEX POLYESTER DYED	M2	88,027	176,304
5407530000	WOV FAB SYN FIL YN NESOI 85% TEX POLYSTER YN DYED	M2	78,405	123,594
5407540000	WOV FAB SYN FIL YN NESOI 85% TEX POLYSTER PRINTED	M2	46,290	87,652
5407610000	WOV FAB CONT 85% OR > BY WGT NONTEXTURED POLY FILA	M2	9,993,674	19,864,913
5407691000	WOV FAB OF SYN FILAMENT YRN UNBLEACHED OR BLEACHED	M2	32,659	48,414
5407692000	WOVEN FABRIC OF SYNTHETIC FILAMENT YARN; DYED	M2	9,095	13,482
5407694500	WOV FAB OF SYN FIB OTH WOV FAB OF YRNS OF DIF CLRS	M2	107,382	122,327
5407699000	WOV FAB OF SYN FIB OTH WOV FAB > 85% POLY FIL PRNT	M2	20,422	45,144
5407710000	WOV FAB SYN FIL YN NESOI 85% SYN FIL NESOI UNBL BL	M2	58,105	128,693
5407720000	WOV FAB SYN FIL YN NESOI 85% SYN FIL NESOI DYED	M2	15,671	25,508
5407730000	WOV FAB SYN FIL YN NESOI 85% SYN FIL NESOI YN DYED	M2	156,330	335,671
5407740000	WOV FAB SYN FIL YN NESOI 85% SYN FIL NESOI PRINTED	M2	1,296	2,782
5407810000	WOV FAB SYN FIL YN NESOI UN85% SYN FIL COT UNBL BL	M2	5,432	8,674
5407820000	WOV FAB SYN FIL YN NESOI UN85% SYN FIL COT DYED	M2	7,380	11,783
5407830000	WOV FAB SYN FIL YN NESOI UN85% SYN FIL COT YN DYED	M2	4,476	9,977
5407840000	WOV FAB SYN FIL YN NESOI UN85% SYN FIL COT PRINTED	M2	5,833	9,313
5407910000	WOV FABRIC SYNTH FILAMENT YARN NESOI UNBL BLEACHED	M2	590,948	3,491,275
5407930000	WOV FABRIC SYNTH FILAMENT YARN NESOI YARN DYED	M2	4,705	10,024
5407940000	WOV FABRIC SYNTH FILAMENT YARN NESOI PRINTED	M2	8,937	19,043
5408100000	WOVEN FAB OF VISCOSE RAYON, HIGH TENACITY YARN	M2	1,995	45,000
5408210000	WOV FAB ART FIL EX RA 85% ART FIL UNBL BL	M2	187,509	405,976
5408230000	WOV FAB ART FIL EX RA 85% ART FIL YN DYED	M2	45,971	96,048
5408240000	WOV FAB ART FIL EX RA 85% ART FIL PRINTED	M2	703	3,114
5408310000	WOV FAB ART FIL EX RA 85% ART FIL NESOI UNBL BL	M2	1,076	2,682
5408340000	WOV FAB ART FIL EX RA 85% ART FIL NESOI PRINTED	M2	172,613	430,376
	MAN-MADE STAPLE FIBERS.....	TOTAL		50,810,658
5501100000	SYNTHETIC FILAMENT TOW OF NYLON OR OTHER POLYAMIDE	KG	11,557	22,448
5501200000	SYNTHETIC FILAMENT TOW OF POLYESTERS	KG	158,559	181,770
5501300000	SYNTHETIC FILAMENT TOW ACRYLIC OR MODACRYLIC	KG	6,014	18,500
5501900000	SYNTHETIC FILAMENT TOW OTHER	KG	247,332	687,606
5502000000	ARTIFICIAL FILAMENT TOW	X		2,268,549
5503200000	SYN STP FIB NT CRD, CMB OR PRSD SPNG: OF POLYESTER	KG	63,756	63,498
5503400000	SYN STP FIB NT CRD, CMB OR PRSD SPNG: POLYPROPLENE	KG	3,571	12,645
5503900000	SYN STP FIB NOT CARD, CMB OR PRSD SPNG: NESOI	KG	13,524	117,647
5504100000	ARTIF STP FIB NT CRD, CMB OR PRSD SPNG: VIS RAYON	KG	76,129	146,783
5504900000	ART STP FIB NOT CRD, CMB OR PRSD SPNG: OTH VIS RYN	KG	0	59,679
5505100060	WASTE NOILS YARN WST & GARN STCK MMF SYN FIB NESOI	KG	59,414	130,129
5506200000	SYN STPL FIB CRD CMB OR PRCD SPNG OF POLYESTER	KG	109,416	248,326
5506900000	SYNT STP FIB CARD COMB OR OTRWS PRSD SPNG NESOI	KG	29,978	199,155
5508100000	SEW THD MMF STPL FIB WTH NT RETAIL SALE SYN STP FB	KG	967,878	21,167,381
5508200000	SEW THD MMF STPL FIB WTH NT RETAIL SALE ART STP FB	KG	13,006	136,871
5509110000	YRN N SWG TD SY ST FB N RTL SL >=85% ST F N/P SG Y	KG	19,868	70,762
5509120000	YRN N SWG TD SY ST FB N RTL SL>=85% ST F N/P M/C Y	KG	779,046	1,754,920
5509310000	YRN N SWG TD SY ST FB N RTL SL >=85% AC/MAC SFSY	KG	123,816	590,613
5509320000	YRN N SWG TD SY ST FB N RTL SL >=85% A/MC S F M/C	KG	17,287	45,000
5509510000	YR N SW THD SYN ST FB N RT SL PLY S F MIX M/S ART	KG	93,112	81,050
5509530000	YRN N SW TH SYN ST FB N RT SL PLY S F MIX M/S COTN	KG	3,085	9,500
5509590000	YRN N SW TD SY ST F N RTL SL OT YR POLY ST F NESOI	KG	5,402,972	14,211,752
5509610000	YR N SWG TH SYN ST FB N RT SL O Y AC/MAC M W/FAH	KG	12,473	50,000
5509620000	YR N SWG TH SYN ST FB N RT SL O Y AC/MAC MX COTTON	KG	307	2,505
5509690000	YRN N SW TH SYN STP FIB N RT SL AC/MA STP FIB OTHR	KG	133	2,772
5509920000	YRN N SWG TH SYN STP FB N RTL SL OTH YRN MX COTTON	KG	38,956	65,534
5510200000	YRN N SWG TH ART ST F N RT SL OT YR M/S WOOL OR FA	KG	10,928	60,000
5512110000	WV FB SYN S F >=85% SYN ST FB >=85% PLY SF UBL/BLC	M2	3,215	6,536
5512190000	WOV FAB >=85% SYNTH ST FB POLY STP FIBER OTHER	M2	24,295	49,396
5512990000	WOV FAB >=85% SYNTHETIC STP FIB OTH NESOI	M2	1,658,531	6,106,050
5513110000	WOV FAB SYN ST FB <85% SF M M/S C WT<170G/M2 U/B P	M2	2,612	11,296
5513120000	WOV FB SYN S F <85% MX CT <=170G/M2 UB/BL 3-4 T TW	M2	2,122	3,000
5513130000	WV FB SYN S F <85% SF M COT WT<170G/M2 U/B OWFPSF	M2	312,802	442,389
5513190000	WV FB SYN SF <85% S F M COT WT<170G/M2 U/B OT WV F	M2	99,149	134,993
5513210000	WV FB SYN SF <85% S F M COT WT<170G/M2 DY PY SF PW	M2	5,705	32,699
5513230000	WV FB SYN SF <85% S F M COT WT<170G/M2 DY OWF P SF	M2	2,701	3,625

TABLE - 1 SHIPMENTS OF MERCHANDISE FROM THE UNITED STATES TO PUERTO RICO,
BY COMMODITY: FISCAL YEAR 2001

COMM CODE	DESCRIPTION	UNIT	QUANTITY	VALUE - $
5513390000	WV FB SYN SF <85% S F M M/S COT <=170G/M2 YDC OW F	M2	4,136	5,550
5513410000	WV FB SYN SF <85% S F M M/S COT <=170G/M2 PRT PSFP	M2	32,927	45,150
5514190000	WV FB SYN SF <85% S F M COT WT>170G/M2 U/B OT WV F	M2	16,332	20,979
5514210000	WV FB SYN SF <85% S F M COT WT>170G/M2 DY PY SF PW	M2	26,105	57,500
5515110000	OTH WV FAB SYN PLY ST FB MX M/S VIS RAY STAPLE FIB	M2	1,052	8,014
5515120000	OTH WOV FAB SYN POLY ST FB MIX M/S MNM FILAMENTS	M2	18,049	32,800
5515130000	OTH WOV FAB SYN POLY STP FIB MIX M/S WL/FN ANML HR	M2	76,233	380,005
5515190000	OTH WOV FAB OF SYN POLY STPL FIBR OTHER NESOI	M2	45,476	86,806
5515220000	OTH WOV FAB SYN ACR/MACR ST FB MIX M/S WL/FN AN HR	M2	2,553	7,729
5515290000	OTH WOV FAB SYN ACR/MACR STAPLE FIBERS OTHR-NESOI	M2	40,627	77,500
5515910000	OTH WOV FAB SYN STAPLE FIB OTH MIX M/S MNM FILMNTS	M2	4,290	17,170
5515990000	OTHER WOV FAB OF SYNTHETIC STPL FIBERS OTHER-NESOI	M2	171,061	569,225
5516120000	DYED WOVN FABRIC,ARTIFICIAL STPLE FIBR>85% BY WGHT	M2	1,577	3,445
5516130000	WOV FABRC,ARTFCL STAPL FBR,YRN DIF COLR>85% BY WGT	M2	1,596	4,715
5516230000	WV FAB,ART STPL FBR,YRN DIF COLR;<85%ASF;MIX W/MMF	M2	2,793	6,967
5516240000	PRNTD WV FABRC,ARTF STPL FBR<85%A-S-F;MIX WITH MMF	M2	3,510	6,495
5516310000	UNBL/BLCH WV FAB,ARTF STPL FB<85%ASF;WOOL/F-A HAIR	M2	180	3,456
5516320000	DYED WOV FAB,ART STPL FBR<85%ASF;MIX WOOL/F-A HAIR	M2	34,417	80,517
5516410000	UNBL/BLCH WV FAB,ARTF STPL FBR<85%ASF;MIX W/COTTON	M2	26,119	103,598
5516910000	OTHER UNBLCH/BLCH WOV FABRC,ARTF STAPLE FIBR,NESOI	M2	17,265	35,815
5516940000	OTHER PRNTD WOVN FABRICS,ARTIFCL STAPLE FIBR,NESOI	M2	29,279	61,843
	WADDING,FELT AND NONWOVENS;SPECIAL YARNS;TWINE,CORDAGE,ROPES AND CABLES AND ARTICLES THEREOF.....	TOTAL		8,907,783
5601100000	SANITARY NAP & TAMP, DIAP & LINER & SIMI ARTI WAD	KG	94,137	618,297
5601210000	WADDING; OTHER ARTICLES OF WADDING OF COTTON	KG	7,673	33,608
5601220000	WADDING; OTHER ARTICLES OF WADDING OF MANMADE FIB	KG	43,854	636,396
5601290000	WADDING; OTHER ARTICLES OF WADDING, NESOI	KG	3,411	41,967
5601300000	WAD OF TEX MAT & ART THEREOF:TEX FLO DUST MILL NEP	KG	54,383	39,236
5602100000	NEEDLELOOM FELT AND STITCH-BONDED FIBER FABRICS	KG	5,182	55,831
5602210000	OTH FELT NT IMPREG, COAT, COV/LAM WOOL/F ANIM HAIR	KG	108	2,537
5602290000	OTH FELT NT IMPREG COATED COV O LAM O OTH TEX MAT	KG	396	223,811
5602903000	OTH FELT NT IMPREG COATED COV OR LAM, LAMIN	KG	6,051	78,265
5602906000	OTH FELT NT IMPREG COATED COV OR LAM, D M-MADE FIB	KG	1,752	41,486
5602909000	OTH FELT NT IMPREG COATED COV OR LAM NT M-MADE FIB	KG	111,850	262,235
5603110000	NONWOVENS OF MANMADE FILAMENTS WEIGHING < 25 G/M2	KG	352,705	2,313,222
5603120000	NONWOVENS, OF MMF WEIGHING > 25 G/M2 BUT < 70 G/M2	KG	15,922	226,094
5603130000	NONWOVENS, OF MMF WEIGHING > 70 G/M2 BUT <150 G/M2	KG	31,318	127,897
5603140000	NONWOVENS, OF MMF WEIGHING > 150 G/M2	KG	115,537	360,877
5603910000	NONWOVENS NOT OF MMF WEIGHING < 25 G/M2	KG	12,568	284,766
5603920000	NONWOVENS NOT OF MMF > 25 G/M2 & < 70 G/M2	KG	49,643	248,477
5603930000	NONWOVENS NOT OF MMF > 70 G/M2 & < 150 G/M2	KG	16,336	345,898
5603941000	NONWOV > 150 G/M2, NT MMF FLOOR COVERING UNDERLAYS	M2	43,412	56,979
5603943500	NONWOVENS NOT OF MMF > 150 G/M2; NT FLR COVR UNDLY	KG	50,016	604,666
5604100000	RUB THREAD AND CORD TEX COV LIKE HEADING 5404/5405	KG	39,615	380,170
5604200000	RUB THR & CRD, HGH TEN YRN POLY NYLN ETC IMPREG	KG	3,508	89,919
5604900000	RUB THR & CRD, NESOI	KG	5,976	202,113
5606000000	GIMP YRN & STRIP, 5404/5405 CHEN YRN LOOP WALE-YRN	KG	5,316	15,637
5607100000	TWINE CORD ROPE & CABLE OF JUTE OR OTHER TEX BAST	KG	47,749	199,568
5607210000	TWINE CORD ROPE CABLE O SISAL BINDER O BALER TWINE	KG	26,250	55,246
5607290000	TWINE, CORD, ROPE & CABLE, OF SISAL FIBERS, NESOI	KG	13,147	388,745
5607300000	TWINE WHET/NT PLAIT/IMPREG W/RUB ABACA/OTH HRD FIB	KG	19,106	27,575
5607410000	TWINE WHET/NT PLAIT/IMPREG W/RUB POLYETH BNDR TWNE	KG	26,166	73,008
5607490000	TWINE WHET/NT PLAIT/IMPREG W/RUB POLYETHYLEN NESOI	KG	326,125	510,239
5607500000	TWINE, CORD WHET/NT PLAIT IMPREG W/RUB OTH SYN FIB	KG	7,453	22,635
5607900000	TWINE, CORD WHET/NT PLAIT IMPREG W/RUB/PLAST NESOI	KG	89,997	174,241
5608110000	KNOTTED NETT OF TWINE, MADE UP FISH NET, M-MDE MAT	KG	804	2,868
5608190000	KNOT NET OF TWNE MDE-UP FISH NET TEX MAT MMF NESOI	KG	9,365	55,600
5608900000	KNOT NET OF TWINE MADE-UP FISH NET TEX MAT NESOI	KG	281	5,928
5609000000	ART O YRN LIKE OF HEAD 5404/5405 TWINE O CABLE NES	KG	13,541	101,746
	CARPETS AND OTHER TEXTILE FLOOR COVERINGS.....	TOTAL	740,743	7,224,614

TABLE - 1 SHIPMENTS OF MERCHANDISE FROM THE UNITED STATES TO PUERTO RICO,
BY COMMODITY: FISCAL YEAR 2001

COMM CODE	DESCRIPTION	UNIT	QUANTITY	VALUE - $
5701100000	CARPETS&OTH TEX FLOOR COVR,WOOL/FINE ANML HR,KNOTD	M2	9,220	418,758
5701900000	CARPETS&OTH TEX FLOOR COVR,OTH TEX MATERIALS,KNOTD	M2	13,199	131,821
5702100000	KELEM,SCHUMACKS,KARAMANIE,&SIMILAR HAND-WOVEN RUGS	M2	3,115	97,280
5702320000	CARPETS,ETC OF MMF TEXTL MATERIAL,PILE,NOT MADE-UP	M2	22,547	285,798
5702390000	CARPETS,ETC OF OTHER TEXTL MATERL,PILE,NOT MADE-UP	M2	508	11,504
5702410000	CARPETS,ETC OF WOOL/FINE ANIMAL HAIR,PILE, MADE-UP	M2	322	10,225
5702420000	CARPETS, ETC OF MMF TEXTILE MATERIALSS,PILE,MADE-U	M2	36,096	403,562
5702490000	CARPETS,ETC OTHR TEX MATRL,PILE,MADE-UP,NOT TUFTED	M2	6,283	73,087
5702510000	CARPETS,ETC WOOL/FINE ANML HR,WOVN,NOT PILE/MDE-UP	M2	413	13,303
5702520000	TEXTILE CARPETS, WOV NO PILE, MMF, NOT MADE UP	M2	17,448	222,224
5702590000	CARPETS,ETC OTHR TEX MAT,WOV,NOT PILE/MADE-UP/TUFT	M2	43,901	304,070
5702920000	TEXTILE CARPETS, WOV NO PILE, MMF, MADE UP	M2	6,404	54,101
5702990000	CARPETS,ETC OTHR TEX MAT,WOV,MADE-UP,NOTPILE/TUFT	M2	12,257	108,907
5703200000	CARPETS,ETC,NYLON/OTHR POLYAMIDES,TUFTD,W/N MDE-UP	M2	60,340	295,711
5703300000	TEXTILE CARPETS, TUFTED, MMF EXCEPT NYLON ETC	M2	164,454	1,320,611
5703900000	TEXTILE CARPETS, TUFTED, TEXTILE MATERIALS NESOI	M2	88,413	810,862
5704100000	TEXTILE CARPETS, FELT, NO TUFT, TILES SUR NOV .3M2	M2	28,733	281,306
5704900000	TEXTILE CARPETS, FELT, NOT TUFTED ETC. NESOI	M2	14,149	80,823
5705000000	OTHR CARPETS&OTHR TEX FLOOR COV,WHETHR/NOT MADE-UP	M2	212,941	2,300,661
	SPECIAL WOVEN FABRICS;TUFTED TEXTILE FABRICS; LACE; TAPESTRIES; TRIMMINGS; EMBROIDERY.....	TOTAL		61,679,954
5801100000	WOV PILE & CHENILLE FABRICS OF WOOL/FINE ANIM HAIR	M2	14,666	37,647
5801210000	WOV PILE & CHENILLE FABRIC OF COT UNCUT WEFT PILE	M2	393,833	1,380,851
5801220000	WOVEN PILE & CHENILLE FABRIC OF CUT CORDUROY	M2	66,489	169,823
5801250000	WOV PILE FAB & CHENILLE FAB COT WARP PILE FAB, CUT	M2	2,518	9,578
5801330000	WOVEN PILE & CHENILLE FABRICS OTHER WELT PILE FAB	M2	1,918	5,525
5801900000	WOV PILE FAB & CHENILLE FAB OTHER TEXTILE MATERIAL	M2	129,689	529,029
5802110000	TERRY TOWEL & SIMILAR WOV FAB NT NARROW COT UNBLCH	M2	3,496	34,760
5802190000	TERRY TOWEL & SIMILAR WOV FAB NT NARROW COT, OTHER	M2	29,499	102,890
5802200000	TERRY TOWEL & SIM WOV TERRY FAB OTH TEX MAT N/5806	M2	5,444	19,056
5803100000	GAUZE, NT NARROW FABRICS OF HEADING 5806: OF COT	M2	118,576	35,352
5804100000	TULS & OTH NET FAB NT INC WOV, KNT OR CROCH FABS	KG	15,868	122,587
5804210000	LACE IN PCE, STRIP, NOT OF 6002; MMF MECH MDE LACE	KG	19,737	675,566
5804290000	LACE IN PIECE,NOT OF 6002,MECH MDE LCE OTH TEX MAT	KG	52,164	671,911
5804300000	LACE, STRIPS/MOTIFS, NOT OF 6002, HANDMADE LACE	KG	1,845	69,374
5805000000	HAND-WOV TAPESTRIES WALL HANG USE ONLY>$251/SQ MTR	M2	24,286	88,300
5806100000	WOV PILE FAB (INC TERRY TOWEL & SIM) & CHENILE FAB	KG	24,343	253,789
5806200000	NAR WOV FAB NESOI >5% ELASTOMERIC YRN/RUBBER THRD	KG	2,625,072	36,057,805
5806310000	NARROW WOVEN FABRICS, NESOI, OF COTTON	KG	35,315	244,152
5806321010	OTHER NARROW WOVEN FABRICS OF MANMADE FIBERS	KG	1,894	52,504
5806321090	OTHER RIBBONS OF MANMADE FIBERS NESOI	KG	11,450	238,806
5806322000	OTHER NARROW WOVEN FABRICS OF MMF NESOI	KG	93,670	796,460
5806392000	WOVEN FABRICS OF VEG FIB EXCEPT COTTON NESOI	KG	5,510	5,077
5806393080	NAR WOVEN FABRICS OF TEXTILE MATERIAL, NESOI	KG	1,712,598	12,796,247
5807101000	WOV LABEL & SIM ART IN PE STRP/CUT SHPE/SZE N/EMBR	KG	152,659	696,872
5807102000	WOV BADGE & SIM ART IN PE STRP/CUT SHPE/SZE N/EMBR	KG	485,079	3,285,545
5807901000	OTH LABEL & SIM ART IN PE STRP/CUT SHPE/SZE N/EMBR	KG	34,732	128,789
5807902000	OTH BADGE & SIM ART IN PE STRP/CUT SHPG/SZE N/EMBR	KG	10,197	59,211
5808100000	BRAID IN PIECE W/O EMBROID OTH THAN KNIT/CROCHETED	KG	4,063	119,472
5808900000	ORN TRIM PE W/O EMBROID N/KT CROC, TASEL, POM, ETC	KG	79,083	390,790
5809000000	WOVEN FABRICS OF METAL THREAD & METALIZED YARN NEC	M2	506	2,628
5810100000	EMBROID IN PCE, STRIPS, MOTIFS W/O VISABLE GROUND	KG	15	4,682
5810910000	EMBROID IN PE, STRIP OR MOTIFS: OTH EMBROID OF COT	KG	100,709	2,387,086
5810920000	EMBROID IN PE, STRIP OR MOTIFS: OTH EMBROID OF MMF	KG	1,485	55,533
5810990000	EMBROID PE, STRP/MOTIF: OTH EMBROID NESOI TEX MAT	KG	1,250	37,117
5811000000	QUILT TEX PROD PE 1> LAYR W/PAD STCH N/EMBR H 5810	KG	57,612	115,140
	IMPREGNATED,COATED,COVERED OR LAMINATED TEXTILE FABRICS;TEXTILE ARTICLES OF A KIND SUITABLE FOR INDUSTRIAL USE.....	TOTAL		14,235,207
5901100000	TEXTL FABRC,COATD W-GUM/AMYLC,OUTER COVER OF BOOKS	M2	57,207	144,817

TABLE - 1 SHIPMENTS OF MERCHANDISE FROM THE UNITED STATES TO PUERTO RICO,
BY COMMODITY: FISCAL YEAR 2001

COMM CODE	DESCRIPTION	UNIT	QUANTITY	VALUE - $
5901900000	TRACING CLOTH;PREPRD PAINTG CANVAS;BUCKRAM-HAT FND	M2	45,424	168,206
5902100000	TIRE CORD FABRIC OF HIGH TENACITY YARN, NYLON ETC	KG	3,402	50,000
5902200000	TIRE CORD FABRIC OF HIGH TENACITY YARN, POLYESTERS	KG	16,002	95,950
5902900000	TIRE CORD FABRIC OF HIGH TENACITY YARN, VISC RAYON	KG	5,955	137,285
5903101000	TEXTILE FABRICS NESOI COATED ETC WITH PVC, COTTON	M2	130,087	370,108
5903101600	TEXTILE FABRICS,MMF,COATED,ETC, POLYVINYL CHLORIDE	M2	14,223	42,294
5903103000	TEXTILE FABRIC NESOI PVC ETC, NOT COTTON OR MMF	M2	86,239	173,716
5903201000	TEXTILE FABRIC NESOI, COATED ETC WITH PU, COTTON	M2	5,927	7,425
5903201600	TEXTILE FABRICS MMF, COATED, ETC WITH POLYURETHANE	M2	2,637	11,392
5903203010	TEXTILE FABRIC IMPREG,CTED,CVRD,LAM WITH PU WOOL	M2	350	4,030
5903901000	TEXTILE FABRIC NESOI, COATED ETC NESOI, COTTON	M2	45,000	160,351
5903901600	TEX FABRIC MMF COATED,ETC WITH OTHER PLASTIC,NESOI	M2	181,552	488,034
5903903010	TEXT FABRIC IMPREG,CTED,CVRD WITH PLASTIC WOOL/FAH	M2	1,812	4,183
5903903090	TEXT FABRIC IMPREG,CTED,CVRD WITH PLASTIC NESOI	M2	437,383	763,686
5904100000	LINOLEUM, WHETHER OR NOT CUT TO SHAPE	M2	21,396	170,922
5904910000	FLOOR COVERINGS COATED ETC ON A NON WOVEN BASE	M2	2,793	10,250
5904920000	FLOOR COVERING COATED ETC ON A NONWOVEN BASE NESOI	M2	299,224	779,887
5905000000	TEXTILE WALL COVERINGS	M2	15,246	107,722
5906100000	ADHESIVE TAPE NOT OVER 20 CM WIDE	KG	14,606	178,185
5906911800	RUBBERIZED TEXTILE FABRICS,KNITTED/CROCHETD OF MMF	M2	392,176	1,527,464
5906913000	RUB TEXTILE FABRIC NESOI KNIT ETC NOT COT OR MMF	M2	20,800	2,661
5906991000	RUB TEXTILE FABRICS NESOI, NOT KNIT ETC, COTTON	M2	24,045	71,882
5906991800	RUBBERIZED TEXTILE FABRICS,NOT KNITD/CROCHETED,MMF	M2	140	2,864
5906993000	RUB TEXTILE FABRIC NESOI, NO KNIT ETC NO COT OR MM	M2	418,650	847,881
5907000000	TEXTL FABRC,COATD,ETC,THEATRCL SCENERY,BACK-CLOTHS	M2	132,003	373,155
5908000000	TEXTILE WICKS FOR LAMPS ETC AND GAS MANTLES ETC	KG	16,701	100,700
5909000000	TEXTILE HOSEPIPING AND SIMILAR TEXTILE TUBING	KG	90,387	379,682
5910000000	TRANSMSN/CONVYR BELTS,TEX MATRL,WHTHR/NOT REINFRCD	KG	89	23,571
5911101000	TEXTILE RUBBERIZED PRINTERS BLANKETS	KG	2,435	82,439
5911102000	TEXTILE FABRICS, OTH THAN PRINTERS' RUBBER BLANKET	KG	24,996	136,635
5911200000	BOLTING CLOTH, WHETHER OR NOT MADE-UP	M2	169,396	904,338
5911310000	TEXTILE FABRICS ETC, PAPERMAKING, UNDER 650 G/M2	M2	105,161	484,076
5911320000	TEXTILE FABRICS ETC, PAPERMAKING, 650 G/M2 OR MORE	M2	28,349	200,609
5911400000	TEXTILE STRAINING CLOTH USED IN OIL PRESSES ETC	KG	73,389	302,633
5911900040	TEXTILE CORDS, BRAIDS & THE LIKE, USED IN INDUSTRY	KG	127,312	1,015,454
5911900080	TEXTILE PRODUCTS ETC FOR TECHNICAL USES NESOI	KG	1,817,503	3,910,720
	KNITTED OR CROCHETED FABRICS.....	TOTAL		45,923,784
6001100000	LONG PILE FABRICS, KNITTED OR CROCHETED	KG	37,304	164,483
6001210000	LOOPED PILE FABRICS OF COTTON,KNITTED OR CROCHETED	M2	1,658	4,475
6001220000	LOOPED PILE FABRICS MAN-MADE FIBER,KNIT OR CROCHET	M2	948	3,938
6001290000	LOOPED PILE FABRICS OTHER TEX MAT, KNIT OR CROCHET	KG	10,463	38,398
6001910000	OTHER PILE FABRICS OF COTTON, KNITTED OR CROCHETED	KG	12,189	44,742
6001990000	OTHER PILE FABRIC OTHER TEXTILE MATRL KNIT/CROCHET	KG	133,116	138,870
6002104000	OTH KNT COT FAB <30 CM WD >5% ELSTMRC YRN/RUB THRD	KG	321	6,284
6002108000	OTH KNIT FAB <30 CM WD >5% ELSTOMERIC YRN/RUB THRD	KG	44,604	186,711
6002201000	OPEN WORK FAB WIDTH <=30CM, CON < 5% ELAS YARN	KG	368	4,241
6002206000	OTH KNITTED FAB OF MMF <=30 CM, CON < 5% ELAS YARN	KG	859	42,048
6002209000	OTH KNITTED FAB OF NESOI <=30 CM, CON <5% ELAS YRN	KG	495	3,634
6002300000	OTHR KNIT/CRCHET FABRC >5% ELASTOMRC YRN/RUBR THRD	KG	259,430	5,375,967
6002410000	OTHER WARP KNIT FABRIC OF WOOL OR FINE ANIMAL HAIR	KG	67,298	1,262,977
6002420000	OTHER WARP KNIT FABRICS(INCLUDNG GALLOON)OF COTTON	KG	2,338,225	15,096,825
6002430020	OTHER WARP KNIT FABRIC(INCL GALLOON)MAN-MADE FIBER	KG	29,664	663,149
6002430070	OTHER WARP KNIT FABRIC(INCL GALLOON)MAN-MADE FIBER	KG	237,524	5,742,905
6002490000	OTHER WARP KNIT FABRICS (INCLUDING GALLOON); OTHER	KG	120,788	2,689,318
6002921000	OTH KNT FAB OF COT, CIR KT, >100 MT NUM PER YARN	KG	125,966	1,425,043
6002929020	COTTON FABRICS OF SINGLE KNIT CONSTRUCTION, NESOI	KG	1,858,907	8,133,711
6002929080	KNITTED OR CROCHETED COTTON FABRICS, NESOI	KG	385,538	3,229,388
6002930000	OTH FAB WARP KT (INC MDE ON GALON KT MACH) OTH MMF	KG	129,652	1,520,962
6002990000	OTH KNT/CROCHET FABRIC OTH TEXTILE MATERIALS,NESOI	KG	16,060	145,715
	ARTICLES OF APPAREL AND CLOTHING ACCESSORIES,KNITTED OR CROCHETED.....TOTAL	TOTAL		128,862,516
6101100000	M/B OVERCOATS, CARCOATS, ETC OF WOOL, KNIT	DOZ	99,296	4,753,152

TABLE - 1 SHIPMENTS OF MERCHANDISE FROM THE UNITED STATES TO PUERTO RICO,
BY COMMODITY: FISCAL YEAR 2001

COMM CODE	DESCRIPTION	UNIT	QUANTITY	VALUE - $
6101200000	M/B OVERCOATS CARCOATS & SIMILAR ART COTTON, KNIT	DOZ	866	28,405
6101300000	M/B OVERCOATS CARCOATS & SIMILAR ART MMF, KNIT	DOZ	14	4,300
6101900000	M/B OVERCOATS CARCOATS & SMLR ART OT TEX MAT, KNIT	DOZ	123	4,207
6102100000	W/G OVERCOATS, CARCOATS, ETC OF WOOL, KNIT	DOZ	6	3,332
6102200000	W/G OVERCOAT CARCOAT & SIMILAR ART COTTON, KNIT	DOZ	1,570	127,559
6102300000	W/G OVERCOATS CARCOATS & SIMILAR ART MMF, KNIT	DOZ	482	16,664
6102900000	W/G OVERCOATS CARCOATS & SMLR ART OT TEX MTRL,KNIT	DOZ	2,731	128,002
6103110000	MEN'S OR BOYS' SUITS OF WOOL, KNIT	NO	3,626	24,706
6103120000	MEN'S OR BOYS' SUITS OF SYNTHETIC FIBERS, KNITTED	NO	2,179	71,851
6103191200	M/B SUITS OF ART FIBER CONT 23% OR MORE WOOL, KNIT	NO	987	20,005
6103192000	MEN'S OR BOYS' SUITS OF COTTON, KNITTED OR CROCHET	DOZ	208	28,199
6103194000	M/B SUITS OTHER TEXTILE MATERIALS, KNIT	NO	9,156	150,510
6103210000	M/B ENSEMBLES OF WOOL, KNIT	DOZ	88	13,092
6103220000	MEN'S OR BOYS' ENSEMBLES OF COTTON, KNITTED OR CRO	DOZ	2,001	87,672
6103230000	MEN'S OR BOYS' ENSEMBLES OF SYNTHETIC FIBERS, KNIT	DOZ	660	24,060
6103291000	MEN'S OR BOYS' ENSEMBLES OF ARTIFICIAL FIBER, KNIT	DOZ	714	15,025
6103292000	M/B ENSEMBLES OTHER TEXTILE MATERIALS, KNIT	DOZ	9,435	370,017
6103310000	M/B SUIT-TYPE JACKETS AND BLAZERS OF WOOL, KNIT	DOZ	423	25,741
6103320000	M/B SUIT-TYPE JACKETS AND BLAZERS OF COTTON, KNIT	DOZ	339	67,830
6103392000	M/B SUIT-TYPE JACKET/BLAZER OT TEXTILE MTRL, KNIT	DOZ	603	33,357
6103410000	M/B TROUSER OVERALLS SHORTS ETC WOOL, KNIT	DOZ	3,162	63,853
6103420000	M/B TROUSERS OVERALLS SHORTS ETC COTTON, KNIT	DOZ	18,694	731,595
6103430000	M/B TROUSERS OVERALLS SHORTS ETC SYN FIBERS, KNIT	DOZ	26,727	1,216,469
6103491500	M/B TROUSERS OVERALLS SHORTS ETC ART FIBERS, KNIT	DOZ	2,355	84,070
6103493000	M/B TROUSERS OVERALLS SHORTS ETC OT TEX MTRL, KNIT	DOZ	14,115	1,875,389
6104110000	W/G SUITS OF WOOL, KNIT	NO	12,204	43,696
6104120000	WOMEN'S OR GIRLS' SUITS OF COTTON, KNITTED OR CROC	DOZ	17,428	1,692,074
6104130000	WOMEN'S OR GIRLS' SUITS OF SYNTHETIC FIBERS, KNITT	NO	19,521	323,952
6104191200	W/G SUITS OF ARTIF FIBERS CONT 23% MORE WOOL, KNIT	NO	1,049	21,500
6104192000	W/G SUITS OF OTHER TEXTILE MATERIALS, KNIT	NO	83,694	1,349,118
6104210000	W/G ENSEMBLES OF WOOL, KNIT	DOZ	16,483	229,083
6104220000	WOMEN'S OR GIRLS' ENSEMBLES OF COTTON, KNITTED OR	DOZ	109,480	3,279,401
6104230000	W/G ENSEMBLES OF SYNTHETIC FIBERS, KNIT	DOZ	73,728	1,884,785
6104291000	W/G ENSEMBLES OF ARTIFICIAL FIBERS, KNIT	DOZ	1,253	138,248
6104292000	W/G ENSEMBLES OTHER TEXTILE MATERIALS, KNIT	DOZ	90,589	2,355,146
6104310000	W/G SUIT-TYPE JACKETS AND BLAZERS OF WOOL, KNIT	DOZ	624	67,242
6104320000	W/G SUIT-TYPE JACKETS AND BLAZERS OF COTTON, KNIT	DOZ	100	5,798
6104330000	W/G SUIT-TYPE JACKETS/BLAZERS SYNTHETIC FIBER,KNIT	DOZ	1,696	126,834
6104391000	W/G SUIT-TYPE JACKETS & BLAZERS OF ART FIBERS,KNIT	DOZ	5,412	164,139
6104392000	W/G SUIT-TYPE JACKET/BLAZER OTHER TEXTILE MTRL, KT	DOZ	30,599	904,018
6104410000	W/G DRESSES OF WOOL, KNIT	DOZ	19	27,569
6104420000	WOMEN'S OR GIRLS' DRESSES OF COTTON, KNITTED OR CR	DOZ	13,821	979,123
6104430000	WOMEN'S OR GIRLS' DRESSES SYNTHETIC FIBERS, KNIT	DOZ	19,368	488,746
6104440000	WOMEN'S OR GIRLS' DRESSES ARTIFICIAL FIBERS, KNIT	DOZ	241,964	15,607,696
6104490000	WOMEN'S OR GIRLS' DRESSES OT TEXTILE MTRL, KNIT	DOZ	12,724	2,874,557
6104510000	W/G SKIRTS AND DIVIDED SKIRTS OF WOOL, KNIT	DOZ	33	13,262
6104520000	W/G SKIRTS AND DIVIDED SKIRTS OF COTTON, KNIT	DOZ	22,358	823,474
6104530000	W/G SKIRTS & DIVIDED SKIRTS OF SYNTHETIC FIB, KNIT	DOZ	6,153	180,150
6104591000	W/G SKIRTS & DIVIDED SKIRTS OF ARTIFICIAL FIB,KNIT	DOZ	21,894	586,816
6104592000	W/G SKIRTS & DIVIDED SKIRT OF OT TEXTILE MTRL KNIT	DOZ	123,765	4,855,690
6104610000	W/G TROUSERS OVERALLS BREECHES SHORTS OF WOOL,KNIT	DOZ	5,531	34,229
6104620000	W/G TROUSERS OVERALLS BREECHES SHORTS COTTON, KNIT	DOZ	97,639	1,611,404
6104630000	W/G TROUSER OVERALL BREECHES SHORTS SYN FIB, KNIT	DOZ	12,356	316,811
6104691500	W/G TROUSER OVERALL BREECHES SHORTS ART FIB, KNIT	DOZ	18,004	183,182
6104693000	W/G TROUSER OVERALL BREECHES SHORTS OT TEX MTRL,KT	DOZ	50,202	650,740
6105100000	MEN'S OR BOYS' SHIRTS OF COTTON, KNITTED OR CROCHE	DOZ	59,197	2,232,916
6105200000	MEN'S OR BOYS' SHIRTS OF MANMADE FIBERS, KNITTED O	DOZ	52,564	1,037,435
6105900000	MEN'S/BOYS' SHIRTS OF OTHER TEXTILE MATERIALS,KNIT	DOZ	3,975	265,860
6106100000	WOMEN'S OR GIRLS' BLOUSES AND SHIRTS COTTON, KNIT	DOZ	29,316	947,001
6106200000	WOMEN'S OR GIRLS' BLOUSES/SHIRTS MANMADE FIB, KNIT	DOZ	18,632	729,347
6106900000	W/G BLOUSES AND SHIRTS OTHER TEXTILE MATERIAL,KNIT	DOZ	16,752	445,649
6107110000	MEN'S OR BOYS' UNDERPANTS AND BRIEFS COTTON, KNIT	DOZ	282,656	3,657,632
6107120000	MEN'S/BOYS' UNDERPANTS & BRIEFS MANMADE FIBER,KNIT	DOZ	276	21,759
6107190000	MEN'S/BOYS' UNDERPANT,& BRIEFS OT TEXTILE MTRL, KT	DOZ	4,460	109,843
6107210000	MEN'S OR BOYS' NIGHTSHIRT AND PAJAMAS COTTON, KNIT	DOZ	298	26,179
6107220000	MEN'S/BOYS' NIGHTSHIRT AND PAJAMAS MANMADE FIB, KT	DOZ	155	15,924

TABLE - 1 SHIPMENTS OF MERCHANDISE FROM THE UNITED STATES TO PUERTO RICO,
BY COMMODITY: FISCAL YEAR 2001

COMM CODE	DESCRIPTION	UNIT	QUANTITY	VALUE - $
6107290000	M/B NIGHTSHIRTS & PAJAMAS OT TEXTILE MATERIALS, KT	DOZ	432	25,191
6107910000	MEN'S OR BOYS' BATHROBES AND SIMILAR ART COTTON,KT	DOZ	3,003	113,021
6107920000	M/B BATHROBES AND SIMILAR ARTICLE MANMADE FIB, KT	DOZ	215	13,187
6107990000	M/B BATHROBES & SIMILAR ART OT TEXTILE MTRL, KNIT	DOZ	734	23,496
6108110000	WOMEN'S/GIRLS' SLIPS & PETTICOATS MANMADE FIB, KT	DOZ	1,719	32,599
6108190000	W/G SLIPS AND PETTICOATS OT TEXTILE MATERIALS, KT	DOZ	14,466	298,619
6108210000	WOMEN'S OR GIRLS' BRIEFS AND PANTIES COTTON, KNIT	DOZ	47,694	1,843,935
6108220000	WOMEN'S/GIRLS' BRIEFS & PANTIES MANMADE FIBER, KT	DOZ	159,865	2,316,634
6108290000	W/G BRIEFS & PANTIES OT TEXTILE MATERIALS, KNIT	DOZ	5,029	159,775
6108310000	W/G NIGHTDRESSES & PAJAMAS OF COTTON, KNIT	DOZ	4,667	278,566
6108320000	W/G NIGHTDRESSES & PAJAMAS MANMADE FIBERS, KNIT	DOZ	2,093	112,172
6108390000	W/G NIGHTDRESSES & PAJAMAS OT TEXTILE MATERIAL, KT	DOZ	6,129	45,450
6108910000	W/G NEGLIGEES BATHROBES & SIMILAR ART COTTON, KNIT	DOZ	5,852	508,587
6108920000	W/G NEGLIGEES BATHROBES & SIMILAR ART MMF, KNIT	DOZ	3,938	115,651
6108990000	W/G NEGLIGEES & SIMILAR ARTICLES OT TEX MTRL, KNIT	DOZ	102	4,836
6109100005	M OR B T-SHIRTS ALL WHITE OF COT KT SS W/O PKT T E	DOZ	104,494	1,955,101
6109100007	MENS OR BOYS SINGLETS OF COT WHITE NO PKT,TRM KNIT	DOZ	117	6,024
6109100009	M/B ARTICLES SIMILAR TO T-SHIRTS ETC OF COT, KNIT	DOZ	2,766	118,937
6109100013	MEN'S OR BOYS' T-SHIRTS EX WHITE OF COTTON, KNIT	DOZ	517,815	11,963,818
6109100024	M OR B TANK TOPS, SINGLETS NESOI OF COTTON	DOZ	3,624	82,219
6109100027	M/B ARTICLES SIMILAR TO T-SHIRTS ETC OF COT, KNIT	DOZ	895	20,273
6109100037	WOMEN'S OR GIRLS' UNDERWEAR OF COTTON KNIT CROCHET	DOZ	123,977	1,442,551
6109100042	WOMEN'S OR GIRLS' T-SHIRTS OF COTTON, KNITTED OR C	DOZ	73,451	1,535,654
6109100062	WOMEN'S OR GIRLS' TANK TOPS OF COTTON, KNITTED OR	DOZ	714,984	11,704,821
6109100070	W/G ARTICLES SIMILAR T-SHIRTS & TANK TOPS COT,KNIT	DOZ	63,512	1,117,577
6109901008	MEN'S OR BOYS' T-SHIRTS OF MANMADE FIBERS KNITTED	DOZ	5,769	139,770
6109901018	M OR B TANK TOPS & SINGLETS OF MMF KNIT OR CROCHET	DOZ	44,871	562,548
6109901047	M/B ARTICLES THERMAL T-SHIRTS, ETC OF MMF, KNIT	DOZ	1,256	42,975
6109901049	M/B ARTICLES SIMILAR TO T-SHIRTS, ETC OF MMF, KNIT	DOZ	5,805	114,102
6109901055	WOMEN'S OR GIRLS' T-SHIRTS OF MANMADE FIBERS, KNIT	DOZ	3,079	73,193
6109901068	W OR G TANK TOPS OR SINGLETS OF MMF KT OR CROCHETD	DOZ	286,992	5,495,824
6109901075	W/G ARTICLES THERMAL T-SHIRTS, ETC OF MMF, KNIT	DOZ	5,749	260,208
6109901090	W/G ARTICLES SIMILAR TO T-SHIRTS, ETC OF MMF, KNIT	DOZ	4,494	194,847
6109901530	W OR G UNDERWEAR OF WOOL WITH LONG SLEEVES KNITTED	DOZ	5,299	53,256
6109901550	OTHER GARMENTS OF WOOL WITH LONG SLEEVES KNITTED	DOZ	1,487	27,083
6109902012	M/B ARTICLES OTHER THAN T-SHIRTS, ETC OF NESOI KNT	DOZ	7,224	215,924
6109902025	W/G ARTICLES OTHER THAN T-SHIRTS, ETC OF NESOI KNT	DOZ	127,670	2,300,914
6110100015	MEN'S OR BOYS' SWEATERS WOOL INC CASHMERE, KNIT	DOZ	700	24,250
6110100055	M/B PULLOVERS SWEATSHIRTS SIMILAR ART WOOL, KNIT	DOZ	2,990	36,942
6110201010	MEN'S OR BOYS' SWEATERS OF COT, >=36% FLAX FB KNIT	DOZ	1,150	115,889
6110201020	W OR G SWEATERS OF COT, >=36% FLAX FB KNIT	DOZ	672	73,895
6110201023	MEN'S OR BOYS' WAISTCOATS & SIMILAR ART COTTON, KT	DOZ	7,535	740,811
6110201027	WOMANS OR GIRLS WAISTCOATS & SIMILAR ART COT KNIT	DOZ	9,137	525,406
6110202005	B OR G WAISTCOATS & SIM ART PARTS OF PLAYSUITS COT	DOZ	901	31,461
6110202012	MENS OR BOYS SWEATERS OF COTTON KNIT OR CROCHETED	DOZ	3,560	111,621
6110202022	W OR G SWEATERS OF COTTON NESOI KNIT	DOZ	1,667	130,360
6110202040	MEN'S OR BOYS' SWEATSHIRTS OF COTTON, KNITTED OR C	DOZ	16,970	747,737
6110202045	WOMEN'S OR GIRLS' SWEATSHIRTS OF COTTON, KNITTED O	DOZ	732	48,056
6110202060	MEN'S OR BOYS' WAISTCOATS & SIMILAR ART COTTON, KT	DOZ	3,677	147,871
6110202070	WOMANS OR GIRLS WAISTCOATS & SIMILAR ART COT KNIT	DOZ	4,345	281,233
6110301070	M/B SWEATERS OF MMF CONT 25% MORE LEATHER, KNIT	DOZ	6,331	180,785
6110301080	W/G VESTS EX SWEATER OF MMF CONT 25% LEATHER, KNIT	DOZ	2,299	66,618
6110301570	M/B SWEATERS & SIMILIAR ART MMF >=23% W/FAH KNIT	DOZ	1,338	13,424
6110301580	W/G SWEATERS,PULLOVERS,SIM ARTS MMF>=23% W/FAH KNT	DOZ	4,311	97,138
6110302070	M/B SWEATERS & SIM ART MMF >=30% SLK, SLK WST KNIT	DOZ	2,143	81,833
6110302080	W/G SWEATERS,PULLOVERS,SIM ARTS MMF>=30% SILK KNIT	DOZ	29,859	1,266,245
6110303012	M/B SWEATERS MANMADE FIBERS KNITTED NESOI	DOZ	461	57,715
6110303022	W/G SWEATERS MANMADE FIBERS KNITTED NESOI	DOZ	3,445	414,174
6110303060	M/B PULLOVERS & SIMILIAR ART OF MMF KNITTED NESOI	DOZ	3,030	145,350
6110303070	W/G PULLOVERS & SIMILIAR ART OF MMF KNITTED NESOI	DOZ	5,352	456,626
6110900011	M/B SWEATERS OF OTH TEXTILE MATERIAL KNIT & CROCHT	DOZ	11	3,066
6110900027	W&G SWEATERS OF OT TEXTILE MATERIAL KNIT OR CROCHT	DOZ	32,951	1,115,800
6110900092	M/B PULLOVERS & OTH SIM ART OF OTH TEX MAT KT CROC	DOZ	288	3,672
6110900096	W/G PULLOVERS & SIM ART OF OT TEX MAT KT OR CROCHT	DOZ	1,244	125,993
6111100000	BABIES' GARMENTS & CLTHNG ACCESS OF WOOL, KNIT	DOZ	662	56,447
6111200000	BABIES' GARMENTS & CLTHNG ACCESS OF COTTON, KNIT	DOZ	18,018	787,012

TABLE - 1 SHIPMENTS OF MERCHANDISE FROM THE UNITED STATES TO PUERTO RICO,
BY COMMODITY: FISCAL YEAR 2001

COMM CODE	DESCRIPTION	UNIT	QUANTITY	VALUE - $
6111300000	BABIES' GARMENTS & CLTHNG ACCESS SYN FIBERS, KNIT	DOZ	3,539	211,204
6111901500	BABIES' GARMENTS & CLTHNG ACCESS ART FIBERS, KNIT	DOZ	72	3,257
6111906000	BABIES' GARMENTS & CLTHNG ACCESS OT TEX MTRL, KNIT	DOZ	7,748	172,301
6112110015	M/B JACKETS FOR TRACK SUITS ETC COTTON, KNIT	DOZ	356	9,452
6112110035	W/G JACKETS FOR TRACK SUITS ETC OF COTTON, KNIT	DOZ	23	6,473
6112110050	M/B TROUSERS FOR TRACK SUITS ETC OF COTTON, KNIT	DOZ	22	3,524
6112120015	M/B JACKETS FOR TRACK SUITS ETC SYN FIBERS, KNIT	DOZ	1,680	21,379
6112192000	TRACK WARM-UP & JOGGING SUITS OT TEXTILE FIBER, KT	DOZ	2,949	212,272
6112310000	MEN'S OR BOYS' SWIMWEAR OF SYNTHETIC FIBERS, KNITT	DOZ	1,098	23,940
6112390000	M/B SWIMWEAR OF OTHER TEXTILE MATERIALS, KNIT	DOZ	1,332	63,304
6112410000	WOMEN'S OR GIRLS' SWIMWEAR SYNTHETIC FIBERS, KNIT	DOZ	3,216	467,614
6112490000	W/G SWIMWEAR OF OTHER TEXTILE MATERIALS, KNIT	DOZ	25,948	691,329
6113000005	M/B COATS KNIT FABRIC IMPREG RBR/PL OBSCURING FAB	DOZ	2	5,922
6113000012	W/G GARMENTS NT COATS KNIT IMPREGNATED WITH RBR/PL	DOZ	31,279	722,068
6113000097	W/G GARMENTS KNIT FABRIC 5906 IMPREG RBR/PLASTIC	DOZ	513	36,673
6114100000	OTHER GARMENTS OF WOOL OR FINE ANIMAL HAIR, KNITTE	DOZ	1,609	44,063
6114200000	OTHER GARMENTS OF COTTON, KNITTED OR CROCHETED	DOZ	14,039	269,161
6114300000	OTHER GARMENTS OF MANMADE FIBERS, KNITTED OR CROCH	DOZ	24,582	341,961
6114900000	OTHER GARMENTS OF OTHER TEXTILE MATERIALS, KNITTED	DOZ	17,647	643,827
6115110000	PANTY HOSE & TGHT SYN FIB MEAS <67 DCTX/SYN, KNIT	DPR	6,520	133,517
6115190000	PANTYHOSE & TIGHTS TEX MATERIAL EX SYNTHETIC, KNIT	DPR	124,261	1,501,440
6115200000	WOMEN'S HOSIERY < 67 DCTX/SINGLE YARN, KNIT	DPR	44,810	549,236
6115910000	SOCKS & OT HOSRY & FTWR W/OUT APPLD SLS WOOL, KNIT	DPR	66,987	529,636
6115920000	SOCKS & OTHER HOSIERY NESOI OF COTTON, KNIT	DPR	89,559	890,149
6115930000	SOCKS & OTHER HOSIERY NESOI OF SYN FIBERS, KNIT	DPR	95,863	978,084
6115990000	SOCKS & OTHER HOSIERY TEXTILE MATERIALS NESOI, KT	DPR	66,578	755,046
6116100000	GLOVES IMPREG CTD OR COV W PLAS/RUBBER, KNIT	DPR	4,209	55,836
6116920000	GLOVES, MITTENS AND MITTS OF COTTON, KNITTED OR CR	DPR	5,120	68,537
6116990000	GLOVES, MITTENS & MITTS OTHER TEXTILE MTRL, KNIT	DPR	3,037	28,345
6117100000	SHAWLS SCARVES MUFFLERS VEILS & THE LIKE, KNIT	DOZ	908	16,290
6117200000	TIES, BOW TIES AND CRAVATS, KNITTED OR CROCHETED	DOZ	2,436	104,748
6117800000	OTHER MADE-UP CLOTHING ACCESSORIES, KNITTED OR CRO	DOZ	10,142	291,115
6117900000	PARTS OF GARMENTS OR OF CLOTHING ACCESSORIES, KNIT	DOZ	263,418	4,526,955
	ARTICLES OF APPAREL AND CLOTHING ACCESSORIES,NOT KNITTED OR CROCHETED.....	TOTAL		157,939,678
6201110000	M/B OVERCOATS CARCOATS SIMILAR ART WOOL, NOT KNIT	DOZ	10	11,585
6201122015	MEN'S OR BOYS' RAINCOATS OF COTTON, NOT KNITTED OR	DOZ	26	10,866
6201123000	M/B OVERCOATS & SMLR ART EX RAINCT COTTON, NOT KT	DOZ	34	12,054
6201135000	M/B OVERCOAT & SMLR ART EX RAINCT MANMADE FIB,N KT	DOZ	34	17,682
6201190000	M/B OVERCOATS CARCOATS SMLR ART OT TEX MTRL, NT KT	DOZ	318	5,866
6201910000	M/B ANORAKS, SKI JACKETS & SMLR ART WOOL, NOT KNIT	DOZ	141	11,662
6201920000	M/B ANORAKS, SKI JACKETS & SMLR ART COTTON, NT KT	DOZ	110	23,552
6201930000	M/B ANORAKS SKI JACKETS & SMLR ART MANMADE FIB,NKT	DOZ	1,340	158,806
6201990000	M/B ANORAK SKI JACKET & SMLR ART OT TEX MTRL, N KT	DOZ	613	97,522
6202110000	W/G OVERCOATS RAINCOATS & SMLR ARTICLE WOOL, N KT	DOZ	4	2,774
6202123000	W/G OVERCOATS CARCOATS & SMLR ARTICLES COTTON,N KT	DOZ	52	3,043
6202135000	W/G OVERCOATS CARCOATS & SMLR ARTICLES MMF, NT KT	DOZ	10	9,000
6202920000	W/G ANORAKS SKI JACKETS & SMLR ARTICLE COTTON,N KT	DOZ	29	6,612
6202930000	W/G ANORAKS SKI JACKETS & SMLR ARTICLES MMF, N KT	DOZ	29	19,717
6202990000	W/G ANORAKS SKI JACKET & SMLR ART OT TEX MTRL,N KT	DOZ	6,267	121,560
6203110000	MEN'S OR BOYS' SUITS OF WOOL, NOT KNIT	NO	12,915	1,105,422
6203120000	MEN'S OR BOYS' SUITS OF SYNTHETIC FIBERS, NOT KNIT	NO	9,072	355,804
6203190000	MEN'S OR BOYS' SUITS OT TEXTILE MATERIALS, N KNIT	DOZ	967	54,687
6203210000	MEN'S OR BOYS' ENSEMBLES OF WOOL, NOT KNITTED	DOZ	2,962	546,878
6203220000	MEN'S OR BOYS' ENSEMBLES OF COTTON, NOT KNITTED OR	DOZ	423	54,398
6203230000	MEN'S OR BOYS' ENSEMBLES SYNTHETIC FIBERS, NT KNIT	DOZ	571	44,475
6203292000	MEN'S OR BOYS' ENSEMBLES ARTIFICIAL FIBERS, N KNIT	DOZ	963	84,259
6203293000	MEN'S OR BOYS' ENSEMBLES OT TEXTILE MTRL, NT KNIT	DOZ	6,142	168,358
6203310000	M/B SUIT-TYPE JACKETS AND BLAZERS OF WOOL, NT KNIT	DOZ	402	80,986
6203330000	M/B SUIT-TYPE JACKETS & BLAZERS SYNTHETIC FIB,N KT	DOZ	1,204	249,037
6203391500	M/B SUIT-TYPE JACKETS & BLAZER ARTIFICIAL FIB,N KT	DOZ	26	5,852
6203394000	M/B SUIT-TYPE JACKET & BLAZER OT TEX MTRL, NT KNIT	DOZ	12	5,724
6203410000	M/B TROUSER OVERALLS BREECHES SHORTS WOOL, NT KNIT	DOZ	1,555	231,037
6203421000	M&B TROUSERS ETC OF COTTON >=15% DOWN & WFP NT KNT	DOZ	15,967	1,580,060

TABLE - 1 SHIPMENTS OF MERCHANDISE FROM THE UNITED STATES TO PUERTO RICO,
BY COMMODITY: FISCAL YEAR 2001

COMM CODE	DESCRIPTION	UNIT	QUANTITY	VALUE - $
6203422000	M/B BIB & BRACE OVERALLS COTTON NOT KNITTED NESOI	DOZ	1,401	88,200
6203424007	M&B TROUSERS, BREECHES CORDUROY OF COT NT KT NESOI	DOZ	27,970	1,009,532
6203424013	M&B TROUSERS,BREECHES BLUE DENIM COT NOT KNT NESOI	DOZ	26,328	2,186,721
6203424017	M&B TROUSERS & BREECHES OF COTTON NOT KNIT NESOI	DOZ	40,691	1,625,619
6203424077	MEN'S & BOYS' SHORTS OF COTTON NOT KNIT NESOI	DOZ	96,622	2,890,534
6203431000	M&B TROUSERS ETC OF SYN FIB CON>=15% DWN,WFP NT KT	DOZ	4,390	443,216
6203431800	M/B BIB & BRACE OVERALLS SYN FIB NOT KNITTED NESOI	DOZ	248	10,466
6203435010	M/B TROUSERS & BREECHES SYN FIB NOT KNITTED NESOI	DOZ	1,784	200,507
6203435050	MEN'S & BOYS' SHORTS OF SYN FIB NOT KNITTED NESOI	DOZ	1,332	65,721
6203491000	MEN'S/BOYS' OVERALLS ARTIFICIAL FIBERS, NOT KNIT	DOZ	316	51,840
6203492500	M/B TROUSERS,BREECHES,SHORTS ARTIF FIB NOT KNITTED	DOZ	327	44,891
6203493000	M/B TROUSER OVERALL SHORT ETC OT TEX MTRL, N KNIT	DOZ	206,675	11,966,538
6204110000	W/G SUITS OF WOOL, NOT KNIT	NO	3,360	46,686
6204120000	WOMEN'S OR GIRLS' SUITS OF COTTON, NOT KNITTED OR	DOZ	25,423	941,340
6204130000	WOMEN'S OR GIRLS' SUITS SYNTHETIC FIBERS, NOT KNIT	NO	12,400	310,689
6204191500	W/G SUITS & ETC OF OTHER ARTIFICIAL FIBERS, NOT KT	NO	354	9,396
6204193000	WOMEN'S/GIRLS' SUITS OTHER TEXTILE MATERIALS, N KT	NO	31,967	659,959
6204210000	WOMEN'S OR GIRLS' ENSEMBLES OF WOOL, NOT KNIT	DOZ	1,109	76,712
6204220000	WOMEN'S OR GIRLS' ENSEMBLES OF COTTON, NOT KNITTED	DOZ	8,721	505,260
6204230000	WOMEN'S OR GIRLS' ENSEMBLES SYNTHETIC FIBERS, N KT	DOZ	4,956	341,410
6204292000	WOMEN'S OR GIRLS' ENSEMBLES ARTIFICIAL FIBERS,N KT	DOZ	29,073	1,310,569
6204294000	WOMEN'S OR GIRLS'	DOZ	75,717	988,183
6204310000	W/G SUIT-TYPE JACKETS AND BLAZERS WOOL, NOT KNIT	DOZ	23	2,622
6204320000	W/G SUIT-TYPE JACKETS AND BLAZERS COTTON, NOT KNIT	DOZ	112	34,688
6204330000	W/G SUIT-TYPE JACKETS & BLAZERS SYN FIBERS, N KNIT	DOZ	1,529	338,895
6204391500	W/G SUIT-TYPE JACKETS & BLAZERS ART FIBERS, N KNIT	DOZ	423	63,164
6204394000	W/G SUIT-TYPE JACKETS & BLAZERS OT TEX MTRL, N KT	DOZ	30	20,214
6204420000	WOMEN'S OR GIRLS' DRESSES OF COTTON, NOT KNITTED O	DOZ	3,396	283,310
6204430000	WOMEN'S OR GIRLS' DRESSES SYNTHETIC FIBERS, NT KT	DOZ	14,088	940,280
6204440000	WOMEN'S OR GIRLS' DRESSES ARTIFICIAL FIBERS, N KT	DOZ	3,908	530,021
6204490000	WOMEN'S OR GIRLS' DRESSES OT TEXTILE MTRL, NT KNIT	DOZ	6,762	631,699
6204510000	WOMEN'S/GIRLS' SKIRTS & DIVIDED SKIRTS WOOL, NT KT	DOZ	322	34,683
6204520000	WOMEN'S/GIRLS' SKIRTS & DIVIDED SKIRTS COTTON,N KT	DOZ	2,323	127,433
6204530000	WOMEN'S/GIRLS' SKIRTS SYNTHETIC FIBERS, NOT KNIT	DOZ	7,602	540,994
6204592500	WOMEN'S/GIRLS' SKIRTS OF ARTIFICL FIBERS, NOT KNIT	DOZ	133	21,275
6204594000	WOMEN'S/GIRLS' SKIRTS OT TEXTILE MATERIALS, N KNIT	DOZ	16,722	1,159,283
6204610000	W/G TROUSERS OVERALLS BREECHES SHORTS WOOL,NT KNIT	DOZ	241	24,084
6204621000	W&G TROUSERS ETC OF COTTON CON>=15% DWN,WFP NT KNT	DOZ	8,778	946,266
6204622000	W/G OVERALLS OF COTTON, NOT KNITTED, NESOI	DOZ	57	9,234
6204624013	W/G TROUSERS ETC COT BLUE DENIM NOT CONT DOWN,N KT	DOZ	13,080	868,389
6204624017	W/G TROUSERS ETC OT COTTON NOT CONT DOWN, NOT KNIT	DOZ	14,343	712,938
6204624057	W/G SHORTS ETC OF COTTON NOT KNITTED, NESOI	DOZ	9,744	791,784
6204631000	W&G TROUSERS ETC OF SYN FIB CON>=15% DWN,WFP NT KT	DOZ	3,806	375,073
6204632500	W/G TROUSERS/BRCHS SYN FIB CON >=36% W/FAH NT KNIT	DOZ	1,083	12,054
6204633200	W/G TROUSERS & BREECHES SYN FIBERS NT KNIT NESOI	DOZ	18,338	422,223
6204633550	W/G SHORTS SYNTHETIC FIBER NOT KNITTED NESOI	DOZ	7,286	137,761
6204691500	W/G TROUSER OVERALLS BREECHES SHORTS ART FIB NT KT	DOZ	5,471	211,424
6204697000	W/G TROUSER OVERALLS SHORTS ETC OT TEX MTRL,N KNIT	DOZ	26,473	520,874
6205100000	MEN'S OR BOYS' SHIRTS OF WOOL, NOT KNIT	DOZ	646	15,798
6205202022	MEN'S OR BOYS' DRESS SHIRTS OF COTTON, NOT KNITTED	DOZ	19,471	1,426,301
6205203000	MEN'S OR BOYS' OTHER SHIRTS OF COTTON, NOT KNITTED	DOZ	14,429	1,128,250
6205301500	MEN'S OR BOYS' SHIRTS MMF CONTAINING>=36% WOOL/FAH	DOZ	435	21,310
6205302035	MEN'S OR BOYS' DRESS SHIRTS MANMADE FIBERS,NT KNIT	DOZ	452	60,202
6205302085	MEN'S OR BOYS' DRESS SHIRTS MANMADE FIBERS,NT KNIT	DOZ	87,354	5,744,633
6205900000	MEN'S OR BOYS SHIRTS OT TEXTILE MATERIALS, NT KNIT	DOZ	2,878	140,445
6206100000	W/G BLOUSES, SHIRTS AND SHIRT BLOUSES SILK, NT KT	DOZ	11,095	382,701
6206200000	W/G BLOUSES, SHIRTS AND SHIRT BLOUSES WOOL, NT KT	DOZ	5,825	308,222
6206300000	W/G BLOUSES SHIRTS & SHIRT BLOUSES COTTON,NOT KNIT	DOZ	12,317	1,001,990
6206400000	W/G BLOUSES, SHIRTS & SHIRT BLOUSES MMF, NOT KNIT	DOZ	20,410	2,207,240
6206900000	W/G BLOUSES SHIRTS ETC OT TEXTILE MATERIALS, NT KT	DOZ	18,346	260,537
6207110000	M/B UNDERPANTS AND BRIEFS OF COTTON, NOT KNIT	DOZ	5,710	98,989
6207190000	M/B UNDERPANTS AND BRIEFS OT TEXTILE MTRL,NOT KNIT	DOZ	9,882	101,062
6207210000	M/B NIGHTSHIRTS AND PAJAMAS OF COTTON, NOT KNIT	DOZ	383	47,832
6207911000	M/B BATHROBES, DRESSING GOWN ETC COTTON, NOT KNIT	DOZ	648	27,382
6207993000	M/B BATHROBES & SMLR ART OT TEXTILE MTRL, NOT KNIT	DOZ	292	14,207
6207995000	M/B SINGLETS & OT UNDERSHIRTS OT TEXTILE MTRL,N KT	DOZ	133	6,244

TABLE - 1 SHIPMENTS OF MERCHANDISE FROM THE UNITED STATES TO PUERTO RICO,
BY COMMODITY: FISCAL YEAR 2001

COMM CODE	DESCRIPTION	UNIT	QUANTITY	VALUE - $
6208190000	W/G SLIPS & PETTICOATS OT TEXTILE MATERIALS, N KT	DOZ	3,221	69,837
6208210000	W/G NIGHTDRESSES AND PAJAMAS COTTON, NOT KNIT	DOZ	3,191	357,053
6208220000	W/G NIGHTDRESSES & PAJAMAS MANMADE FIBERS, NOT KT	DOZ	1,585	98,691
6208290000	W/G NGHTDRESS & PAJAMAS OT TETILE MATERIAL, N KNIT	DOZ	9,128	320,865
6208911000	W/G BATHROBES DRSSNG GOWN/SMLR ART COTTON,NOT KNIT	DOZ	378	35,797
6208920015	W/G BATHROBES DRSSNG GOWN/SMLR ART MMF, NOT KNIT	DOZ	345	46,743
6208920035	W/G SNGLET OT UNSHIRT PANTIES ETC MANMADE FIB,N KT	DOZ	2,729	47,401
6208992010	W/G NEGLIGEES, BATHROBES ETC OF WOOL, NOT KNIT	DOZ	1,191	55,147
6208992020	W/G BRIEFS & PANTIES OF WOOL, NOT KNIT	DOZ	1,956	60,377
6208999000	W/G UNSHIRTS PANTIES BATHROBES ETC MANMADE FIB,NKT	DOZ	1,499	23,499
6209100000	BABIES' GRMNT & CLTHNG ACCESSORIES WOOL, NOT KNIT	DOZ	456	6,350
6209200000	BABIES' GARMENTS & CLTHNG ACCESS COTTON, NOT KNIT	DOZ	27,477	922,063
6209300000	BABIES' GARMENTS/CLTHNG ACCESS SYN FIBERS,NOT KNIT	DOZ	555	55,970
6209900000	BABIES' GARMENTS/CLTHNG ACCESS OT TEX MTRL,NOT KNI	DOZ	172,253	2,497,231
6210100000	GARMENTS OF FABRIC OF FELTS/NONWOVEN, NOT KNIT	DOZ	437,274	17,164,389
6210200000	M/B OVERCOATS ETC FELTS NONWOVEN IMPREG TEX F,N KT	DOZ	1,345	109,179
6210300000	W/G OVERCOAT ETC FELTS NONWOVEN IMPREG TEX F, N KT	DOZ	76	6,423
6210402000	OT M/B GARMENT FELTS NONWOVEN IMPREG TEX FAB, N KT	DOZ	3,745	60,789
6210501000	OT W/G GARMENT FELTS NONWOVEN MMF FAB, NOT KNIT	DOZ	57	61,108
6210502000	OT W/G GARMENT FELTS NONWOVEN IMPREG TEX FAB, N KT	DOZ	96,685	15,978,048
6211110000	MEN'S OR BOYS' SWIMWEAR, NOT KNITTED OR CROCHETED	DOZ	2,502	166,320
6211120000	WOMEN'S OR GIRLS' SWIMWEAR, NOT KNITTED OR CROCHET	DOZ	10,101	197,809
6211201035	W OR G SKI-SUITS, CONT >=15% WGT DOWN N KT OR CROC	DOZ	650	11,455
6211208000	M & B SKI-SUITS, CONT >=15% DOWN & WFP NOT KNITTED	DOZ	52	3,546
6211209000	W & G SKI-SUITS, CONT >=15% DOWN & WFP NOT KNITTED	DOZ	794	10,976
6211320000	MEN'S OR BOYS' OTHER GARMENTS OF COTTON, NOT KNITT	DOZ	2,061	204,992
6211330000	MEN'S OR BOYS' OTHER GARMENTS MANMADE FIBERS, N KT	DOZ	3,146	88,233
6211390000	MEN'S OR BOYS' OT GARMENTS OT TEXTILE MTRL, N KNIT	DOZ	11,957	670,669
6211420000	OTH GAR WOM GRLS COTTON EX TRACK SKI-SUITS SWMWER	DOZ	1,362	125,663
6211430000	OTH GAR WOM GRLS MM FIB EX TRACK SKI-SUITS SWMWER	DOZ	23,564	486,152
6211490000	OTH GAR WOM GRLS OTH TEX MTRLS EX WL AML HR CT MM	DOZ	3,092	361,015
6212100010	BRASSIERES PARTS THEREOF WHTR KNIT OR CROC OF COT	DOZ	945,343	2,305,147
6212100020	BRASSIERES PARTS THEREOF WHTR KT OR CRT OF MM FIB	DOZ	221,228	8,429,181
6212100030	BRASSIERES PARTS THEREOF KT O CR EX COT OR MM FIB	DOZ	19,270	246,414
6212200010	GIRDLES AND PANTY-GIRDLES OF COTTON	DOZ	1,728	59,945
6212200020	GIRDLES AND PANTY-GIRDLES OF MANMADE FIBERS	DOZ	56	19,427
6212200030	GIRDLES & PANTY-GIRDLES TEX MTRL EX COTTON/MMF	DOZ	117	2,761
6212300000	CORSETS PARTS THEREOF WHETHER KNITTED OR CROCHET	DOZ	635	24,666
6212900000	BRACES SUSPENDERS GARTERS ART PARTS KT O CT NESOI	DOZ	16,011	347,901
6213200000	HANDKERCHIEFS, OF COTTON	DOZ	4,520	31,009
6213902000	HANDKERCHIEFS, OF OTHER TEXTILE MATERIALS NESOI	DOZ	1,142	16,662
6214900090	SHAWLS SCARVES AND THE LIKE OF TEXTILE MATRL NESOI	DOZ	204	17,857
6215100000	TIES, BOW TIES AND CRAVATS, OF SILK OR SILK WASTE	DOZ	5,559	291,781
6215200000	TIES BOW TIES AND CRAVATS MANMADE FIBERS, NT KNIT	DOZ	29,866	252,905
6215900000	TIES, BOW TIES AND CRAVATS, OF OTH TEXTILE MATERL	DOZ	727	6,900
6216000800	GLOVES MITTENS MITTS IMPREG COATED PLASTIC RUBBER	DPR	1,303	8,176
6216003500	GLOVES, MITTENS AND MITTS, OF COTTON	DPR	305	13,242
6216006000	GLOVES OF OTHER TEXTILE MATERIALS NESOI, NOT KNITT	DPR	531,498	13,195,223
6217100000	OTH MADE-UP CLOTHING ACCESS PART GAR ACCESS NESOI	DOZ	820,472	36,534,036
6217900000	OTH MADE-UP CLOTHING ACCESS PART GAR, PARTS NESOI	DOZ	70,446	2,225,378
	OTHER MADE-UP TEXTILES ARTICLES; NEEDLE CRAFT SETS;WORN CLOTHING AND WORN TEXTILE ARTICLES;RAGS.....	TOTAL		36,061,668
6301100000	BLANKETS AND TRAVELING RUGS: ELECTRIC BLANKETS	NO	2,141	75,424
6301200000	BLANKETS (NT ELEC) & TRAVELING RUGS OF WOOL HAIR	NO	8,794	133,560
6301300000	BLANKETS (NT ELEC) & TRAVELING RUGS OF COTTON	NO	22,038	255,759
6301400000	BLNKET (NT ELEC) & TRAVELING RUGS OF SYNTHETIC FIB	NO	2,850	64,996
6301900000	OTHER BLANKETS AND TRAVELING RUGS	NO	113,216	529,334
6302100000	BED LINEN, KNITTED OR CROCHETED	NO	40,464	309,100
6302210015	OTHER BED LINEN, PRINTED: OF COTTON, PILLOWCASES	NO	148,701	569,011
6302210025	OTHER BED LINEN, PRINTED: OF COTTON, SHEETS	NO	318,071	1,912,234
6302210035	OTHER BED LINEN, PRINTED: OF COTTON, NESOI	NO	29,973	349,308
6302220010	OTHER BED LINEN, PRINTED: OF MMF, PILLOWCASES	NO	10,723	22,433
6302220020	OTHER BED LINEN, PRINTED: OF MMF, SHEETS	NO	30,326	298,844

TABLE - 1 SHIPMENTS OF MERCHANDISE FROM THE UNITED STATES TO PUERTO RICO,
BY COMMODITY: FISCAL YEAR 2001

COMM CODE	DESCRIPTION	UNIT	QUANTITY	VALUE - $
6302220030	OTHER BED LINEN, PRINTED: OF MMF, NESOI	NO	2,973	27,477
6302290000	OTH BED LINEN, PRINTED: OF NESOI TEXTILE MATERIALS	NO	11,198	73,100
6302310015	OTHER BED LINEN: OF COTTON, PILLOWCASES	NO	6,309	41,915
6302310025	OTHER BED LINEN: OF COTTON, SHEETS	NO	155,720	1,108,072
6302310035	OTHER BED LINEN: OF COTTON, NESOI	NO	39,343	507,055
6302320010	OTHER BED LINEN: OF MANMADE FIBERS, PILLOWCASES	NO	40,269	109,936
6302320020	OTHER BED LINEN: OF MANMADE FIBERS, SHEETS	NO	123,827	1,193,910
6302320030	OTHER BED LINEN: OF MANMADE FIBERS, NESOI	NO	24,267	331,104
6302390000	OTHER BED LINEN: OF NESOI TEXTILE MATERIALS	NO	40,697	266,948
6302400000	TABLE LINEN, KNITTED OR CROCHETED	NO	62,681	406,006
6302513500	OTH TABLE LINEN: OF COTTON, TABLECLOTHS AND NAPKIN	NO	19,549	121,227
6302514000	OTHER TABLE LINEN OF COTTON: NESOI	NO	118,889	816,289
6302520000	OTHER TABLE LINEN: OF FLAX	NO	9,782	49,999
6302530015	OTHER TABLE LINEN MMF TABLECLOTH & NAPKIN, DAMASK	NO	8,527	77,057
6302530030	OTHER TABLE LINEN MMF TABLECLOTH & NAPKIN, NESOI	NO	8,765	48,296
6302590000	OTHER TABLE LINEN OF NESOI TEXTILE MATERIALS	NO	12,127	60,755
6302600010	TOLIET & KIT LINEN TERRY FAB COT TOWELS: DISH	NO	40,356	187,381
6302600020	TOLIET & KIT LINEN TERRY FAB COT TOWELS: NESOI	NO	177,759	1,013,750
6302600030	TOLIET & KIT LINEN TERRY FAB COT, NESOI	NO	25,820	203,055
6302910010	OTHER COTTON TOWELS OF PILE OR TUFTED CONSTRUCTION	NO	52,939	273,980
6302910025	0THER COT FURNISHINGS OF PILE OR TUFTED CONSTRUCTI	NO	12,119	36,280
6302910035	OTHER COTTON TOWELS JACQUARD FIGURED	NO	1,789	6,230
6302910048	OTHER COTTON TOWELS NOT JACQUARD FIGURED NESOI	NO	52,538	183,063
6302910060	OTHER COT FURNISHINGS NOT PILE OF TUFTED CONSTRUCT	NO	41,144	102,702
6302920000	OTHER FURNISHINGS OF FLAX: NESOI	NO	25	3,000
6302930000	OTHER FURNISHINGS OF MAN-MADE FIBERS: NESOI	NO	6,966	63,311
6302990000	OTHER FURNISHINGS OF OTHER TEXTILE MATERIAL: NESOI	NO	158,423	570,302
6303110000	CURTAIN (DRAPES) & INT BLNDS/BD VAL KT/CROCHET COT	NO	13,643	136,148
6303120000	CURTAIN (DRAPE) & INTER BLND/BD VAL KT/CRO SYN FIB	NO	45,884	458,797
6303190000	CURT & INTR BLND CURT/BD VAL KT/CROC NESOI TEX MAT	NO	98,936	1,651,926
6303910000	CURTAIN & INTERIOR BLINDS/BED VALANCES, NESOI, COT	NO	17,319	221,582
6303920000	CURTAIN & INTER BLINDS/BED VALANCES, NESOI SYN FIB	NO	42,505	638,502
6303990000	CURT & INT BLND CURT/BD VAL NESOI TEX MAT NT KT/CR	NO	10,796	284,134
6304110000	OTH FURN ART EXC HEADING 9404 BEDSPRD KNIT/CROCHET	NO	12,940	213,588
6304190000	OTH FURNISHING ARTI EXC HEADING 9404 BEDSPRD NESOI	NO	24,456	778,586
6304910000	OTH FURN ART EXC HEADING 9404 NESOI KNIT/CROCHETED	NO	2,286	36,040
6304920000	OTHER FURNISH ART NT 9404 NESOI NT KT/CROCHET COT	NO	11,914	163,048
6304930000	OTHER FURN ART NT 9404 NESOI NT KT/CROCHET SYN FIB	NO	4,944	144,224
6304990000	OTH FURN ART EXC HEADNG 9404 NESOI N/KT/CR OTH MAT	KG	18,918	102,124
6305100000	SACK & BAG FOR PKG GOOD JUTE/BAST FIB OF HEAD 5303	KG	2,704	13,690
6305200000	SACKS & BAGS KIND USED FOR PACKING OF GOODS COTTON	KG	41,426	66,423
6305320000	SACK & BAG FOR PKG GOOD MMADE MAT, FLEX BULK CONT.	KG	28,803	276,772
6305330000	SACK & BAG FOR PKG GOOD MMADE MAT POLYETHYLENE	KG	40,300	181,681
6305390000	SACK & BAG FOR PKG GOOD MANMADE TEXTILE MAT NESOI	KG	180,798	680,896
6305900000	SACK & BAG USED FOR PACKING GOODS NESOI TEX MAT	KG	262,799	191,891
6306110000	TARPAULINS, AWNINGS AND SUNBLINDS OF COTTON	KG	44,474	167,375
6306120000	TARPAULIN, AWNINGS AND SUNBLINDS OF SYNTHETIC FIB.	KG	120,588	626,531
6306190000	TARPAULINS, AWNINGS & SUNBLINDS: OF OTH TEX MAT	KG	178,142	821,998
6306210000	TENTS AND CAMPING GOODS: TENTS OF COTTON	KG	4,718	91,147
6306221000	TENTS OF SYNTHETIC FIBERS BACKPACKING TENTS	NO	2,453	28,631
6306229000	TENTS OF SYNTHETIC FIBERS, NESOI	KG	7,392	54,773
6306290000	TENTS OF NESOI TEXTILE MATERIALS	KG	37,940	122,714
6306310000	SAILS OF SYNTHETIC FIBERS	KG	3,256	8,167
6306490000	PNEUMATIC MATTRESSES OF NESOI TEXTILE MATERIALS	KG	38,172	98,391
6306910000	TARPLN, AWNING, SUNBLND, TENT GOODS NESOI OF COT	KG	4,430	58,011
6306990000	TARPLN, SAIL, AWNING, SUNBLND, TNTS GOOD NESOI MAT	KG	8,644	30,324
6307100000	OTH MDE-UP ART INC DRES PATRN FLCTH, DSHCTH, DUSTR	KG	27,929	372,240
6307200000	OTH MDE-UP ART INC DRESS PATTRN LIFEJCKT & LIFEBLT	KG	4,050	113,720
6307903000	OTH MADE-UP ART INC DRESS PATTERNS: NESOI LABELS	KG	41,480	1,664,881
6307904000	OTH MADE-UP ART INC DRESS PATRN NESOI CORD & TASEL	KG	2,466	21,350
6307905000	OTH MD-UP ART INC DRES PTRN NESOI CORSET/F-WRE LAC	KG	5,087	51,841
6307906500	OTH MADE-UP ART INC DRESS PATN NESOI SURGICAL DRPE	KG	198,981	1,188,910
6307908910	OTHER MADE-UP ARTICLES, SURGICAL TOWELS	NO	33,734	217,837
6307909925	OTHER MADE-UP NATIONAL FLAGS OF THE U.S.	NO	181	15,579
6307909935	OTHER MADE-UP NATIONAL FLAGS OF OTHER NATIONS	NO	641	20,014
6307909990	OTHER MADE-UP ARTICLES OF TEXTILE MATERIAL NESOI	KG	443,603	2,675,323

TABLE - 1 SHIPMENTS OF MERCHANDISE FROM THE UNITED STATES TO PUERTO RICO,
BY COMMODITY: FISCAL YEAR 2001

COMM CODE	DESCRIPTION	UNIT	QUANTITY	VALUE - $
6308000000	NEDCRFT SET WOV FAB & YRN/MAKNG RUG/TAPST PKG RT S	KG	2,607	42,966
6309000000	WORN CLOTHING AND OTHER WORN ARTICLES	KG	126,219	1,222,548
6310100000	USED/NEW RAG, SCRP TWNE & WORN-OT ART TWNE ETC SOR	KG	2,025,406	7,462,046
6310900000	USE/NEW RAG, SCRP TWNE & WRN-OT ART TWNE ETC NESOI	KG	317,191	242,096
	FOOTWEAR,HEADGEAR,UMBRELLAS, SUN UMBRELLAS,WALKING STICKS, SEATSTICKS,WHIPS,RIDING CROPS AND PARTS THEREOF;PREPARED FEATHERS AND ARTICLES MADE THEREWITH; ARTIFICIAL FLOWERS;ARTICLES OF HUMAN HAIR.....	TOTAL		154,954,000
	FOOTWEAR,GAITERS AND THE LIKE; PARTS OF SUCH ARTICLES.....	TOTAL		149,007,183
6401100000	WATERPROOF FOOTWEAR RUBBER/PLASTIC A METAL TOE-CAP	PRS	8,058	185,407
6401910000	WATERPROOF FOOTWEAR RUBBER/PLASTIC COVERS THE KNEE	PRS	8,499	29,004
6401923000	WATERPROOF FTWR RUB/PLAS SKI & SNOWBOARD BOOTS	PRS	170,183	518,250
6401927000	BOOTS RUB PLAST NO STITCH OV ANKLE NOV KNEE NESOI	PRS	28,488	336,611
6401990000	SHOES RUB PLAST NO STITCH NOT OVER ANKLE NESOI	PRS	9,367	102,823
6402120000	OTH FTWR RUB/PLAS SKI,CROSS-CTY & SNOWBOARD BOOTS	PRS	121,045	364,898
6402190000	FOOTWEAR RUB PLAST STITCH SPORTS FOOTWEAR NESOI	PRS	56,929	791,721
6402200000	OTH FTWR W/UPPR STRAP ASSMB TO SOLE BY PLUG(ZORIS)	PRS	76,092	435,685
6402300000	FOOTWEAR RUB PLAST STITCH NESOI METAL TOE-CAP	PRS	4,646	19,921
6402911500	FOOTWEAR RUB PLAST STITCH NESOI ANKLE COVER MENS	PRS	5,634	88,510
6402912500	FOOTWEAR RUB PLAST STITCH NESOI ANKLE COVER WOMENS	PRS	7,891	55,509
6402913500	FOOTWEAR RUB PLAST STITCH NESOI ANKLE COVER NESOI	PRS	7,654	67,094
6402991810	OTH FTWR R/P UPPER>90% RUBR/PLASTIC HOUSE SLIPPERS	PRS	25,159	563,414
6402991815	OTH FTWR R/P UPPER>90% R/P TENNIS/BASKETBALL SHOES	PRS	2,254,642	26,239,556
6402995100	FOOTWEAR RUB PLAST STITCH NESOI FOR MEN	PRS	12,587	252,037
6402995400	FOOTWEAR RUB PLAST STITCH NESOI FOR WOMEN	PRS	31,431	179,691
6402995700	FOOTWEAR RUB PLAST STITCH NESOI EXC MEN AND WOMEN	PRS	164,367	2,250,623
6403120000	FTWR W/LTHR UPP,SKI,CROSS-CTY & SNOWBOARD BOOTS	PRS	5,532	420,801
6403190000	FOOTWEAR LEA UPPER, SPORTS FOOTWEAR EXC SKI-BOOTS	PRS	2,225,232	39,717,504
6403200000	FTWR SOL LTHR UPPER LTHR STRAPS AND AROUND BIG TOE	PRS	691	14,072
6403300000	FTWR BASE/PLATFORM OF WOOD NOT WITH METAL TOE-CAP	PRS	9,108	119,304
6403400000	FOOTWEAR LEA UPPER NESOI WITH A METAL TOE-CAP	PRS	40,509	1,911,351
6403511000	FOOTWEAR LEA UPPER NESOI LEA O SOL ANK COV MEN	PRS	1,492	50,877
6403512000	FOOTWEAR LEA UPPER NESOI LEA O SOL ANK COV WOMEN	PRS	34,081	788,978
6403514000	FOOTWEAR LEA UPPER NESOI LEA O SOL ANKL COV NESOI	PRS	5,167	165,643
6403592500	FOOTWEAR LEA UP A SOL NESOI NOT ANK COV MEN	PRS	13,916	441,770
6403594500	FOOTWEAR LEA UP A SOL NESOI NOT ANK COV WOMEN	PRS	18,729	514,950
6403596500	FOOTWEAR LEA UP A SOL NESOI NOT ANK COV NESOI	PRS	36,948	531,639
6403911000	FOOTWEAR LEA UP NONLEA SOL ANKLE COV WORK SHOES	PRS	6,484	210,442
6403911500	FOOTWEAR LEA UP NONLEA SOL ANK TENNIS ETC MEN ETC	PRS	51,803	1,771,356
6403912000	FOOTWEAR LEA UP NONLEA SOL ANK COV NESOI MEN	PRS	2,487	79,328
6403914000	FOOTWEAR LEA UP NONLEA SOL ANK COV NESOI WOMEN	PRS	2,682	49,756
6403918000	FOOTWEAR LEA UP NONLEA SOL ANKCOV NESOI EX MN WOMN	PRS	10,745	256,314
6403991500	FOOTWEAR LEA UP NONLEA SOL NOT ANKL HOUSE SLIPPERS	PRS	866	21,363
6403992500	FOOTWEAR LEA UP NONLEA SOL NOT ANKL WORK SHOES	PRS	67	3,300
6403993500	FOOTWEAR LEA UP NONLEA SOL NOTANK TENNIS MEN ETC	PRS	34,301	916,947
6403995500	FOOTWEAR LEA UP NONLEA SOL NOT ANKL NESOI MEN	PRS	18,161	564,679
6403996500	FOOTWEAR LEA UP NONLEA SOL NOT ANKL NESOI WOMEN	PRS	89,233	2,153,972
6403998500	FOOTWEAR LEA UP NONLEA SOL NOT ANK NESOI EX MN WMN	PRS	45,130	1,210,052
6404110000	FOOTWEAR TEX UP RUBPLAS SOL SPORT SHOES	PRS	151,728	1,505,702
6404191000	FOOTWEAR TEX UPPERS RUB/PLAS SOLE, HOUSE SLIPPERS	PRS	25,094	135,457
6404194500	FOOTWEAR TEX UP RUBPLAS SOL NESOI FOR MEN	PRS	15,551	508,290
6404195500	FOOTWEAR TEX UP RUBPLAS SOL NESOI FOR WOMEN	PRS	16,744	188,134
6404196500	FOOTWEAR TEX UP RUBPLAS SOL NESOI EXC MEN OR WOMEN	PRS	49,311	541,975
6404202500	FOOTWEAR TEX UP LEA SOLE FOR MEN	PRS	2,592	92,024
6404204500	FOOTWEAR TEX UP LEA SOLE FOR WOMEN	PRS	10,831	219,784
6404206500	FOOTWEAR TEX UP LEA SOLE EXCEPT FOR MEN AND WOMEN	PRS	12,761	67,672
6405100030	OTH FTWEAR W UPPERS LEATHER/COMPOSITION LEATHER MN	PRS	2,118	75,849
6405100060	OTH FTWEAR W UPPERS LEATHER/COMPOSITION LEATHER WM	PRS	8,088	268,658
6405100090	OTH FTWEAR W UPPERS LEATHER/COMP LEATHER OT PERSON	PRS	18,963	239,942
6405201500	OTHER FOOTWEAR NESOI TEX UPPER HOUSE SLIPPERS	PRS	15,245	291,555

TABLE - 1 SHIPMENTS OF MERCHANDISE FROM THE UNITED STATES TO PUERTO RICO,
BY COMMODITY: FISCAL YEAR 2001

COMM CODE	DESCRIPTION	UNIT	QUANTITY	VALUE - $
6405202500	FOOTWEAR NESOI TEX UPPER FOR MEN	PRS	11,349	276,069
6405204500	FOOTWEAR NESOI TEX UPPER FOR WOMEN	PRS	430,274	5,934,587
6405206500	FOOTWEAR NESOI TEX UPPER EXCEPT FOR MEN AND WOMEN	PRS	2,865,504	39,993,867
6405902000	OT FTWEAR DISPOSABLE DESIGNED FOR ONE-TIME USE	PRS	175,225	79,258
6405909000	OTHER FOOTWEAR OTHER NESOI	PRS	135,962	1,357,192
6406100000	FOOTWEAR UPPERS AND UPPER PARTS EXCEPT STIFFENERS	X		444,104
6406200000	PARTS OF FTWEAR OUT SLS & HLS OF RUBBER OR PLASTIC	X		5,202,821
6406910000	PARTS OF FOOTWEAR OTHER OF WOOD	X		12,608
6406999500	FOOTWEAR PARTS NESOI,AND ACCESSORIES ETC NESOI	X		7,176,483
	HEADGEAR AND PARTS THEREOF.....	TOTAL		3,487,528
6501000000	HAT FORMS/BODIES,HOODS,PLATEAUX&MANCHONS OF FELT	KG	6,113	123,267
6502000000	HAT SHAPES,PLAITED OR ASSEMBLD STRIPS ANY MATERIAL	DOZ	5	7,390
6503000000	FELT HATS & OTHER FELT HEADGEAR FROM HEADING 6501	KG	1,763	97,785
6504000000	HATS&OTHR HDGR,PLAITD/ASSEMBLD STRIPS ANY MATERIAL	DOZ	3,311	103,461
6505100000	HAIR-NETS,ANY MATERIAL,WHETHER OR NOT LINED/TRIMMD	KG	6,483	78,454
6505908015	NONWOVN DISPOSABLE HEADGR MMF	DOZ	2,296	39,326
6505908600	OTHR HATS&HDGR,KNITD/CRCHETD,LACE,FELT,OTH TEX MAT	DOZ	14,198	226,989
6506100010	ATH, REC AND SPORT SAFETY HEADGEAR, LINED OR TRMED	DOZ	324	59,915
6506100090	SAFETY HDGR,WHETHER/NOT LINED/TRIMMED, N.E.S.O.I.	DOZ	1,940	385,147
6506910000	OTHER HEADGR OF RUBBER/PLASTICS(INCL BATHING CAPS)	DOZ	13,771	498,508
6506990000	OTHR HEADGR OTHR MATRLS NESOI WHETHER/NOT LINE/TRM	DOZ	23,396	1,412,609
6507000000	HDBANDS,LININGS,COVERS,FRAMES,VISORS,ETC CHINSTRAP	DOZ	133,558	454,677
	UMBRELLAS,SUN UMBRELLAS, WALKING STICKS,SEATSTICKS,WHIPS,RIDING CROPS AND PARTS THEREOF.....	TOTAL		544,233
6601100000	UMBRELLAS, GARDEN OR SIMILAR	DOZ	5,078	153,452
6601910000	UMBRELLAS HAVING A TELESCOPIC SHAFT	DOZ	1,026	15,525
6601990000	UMBRELLAS, NESOI	DOZ	6,936	150,550
6603108000	HANDLES AND KNOBS OF HEADING 6601 OR 6602, NESOI	DOZ	1,271	8,722
6603200000	UMBRELLA FRAMES, MOUNTED, SHAFT/STICK,IN 6601 & 02	NO	2,279	57,459
6603904000	UMBRELLA TIPS & CAPS OF HEADING 6601 OR 6602	X		11,518
6603908000	PARTS, TRIMMINGS & ACCESS OF HEADING 6601 OR 6602	X		147,007
	PREPARED FEATHERS AND DOWN AND ARTICLES MADE OF FEATHERS OR OF DOWN;ARTIFICIAL FLOWERS; ARTICLES OF HUMAN HAIR.....	TOTAL		1,915,056
6701000000	SKINS& OTH PARTS OF BIRDS W FEATHERS EXC 0505	X		44,880
6702100000	PLASTIC ARTIFICAL FLOWERS, FOLIAGE, & FRUIT & PTS	X		714,256
6702900000	ARTIFICAL FLOWERS,FOLIAGE,FRUIT & PTS, EXC PLASTIC	X		1,047,085
6704110000	WIGS, COMPLETE OF SYNTHETIC TEXTILE MATERIAL	NO	413	10,438
6704190000	WIGS, FLASE BEARDS, EYEBROWS & EYELASHES, NESOI	X		58,595
6704200000	WIGS, FLASE BEARDS, EYEBROWS & ETC OF HUMAN HAIR	X		24,704
6704900000	WIGS, FLASE BEARDS, EYEBROWS & ETC OF OTH MATERIAL	X		15,098
	ARTICLES OF STONE,PLASTER,CEMENT, ASBESTOS,MICA OR SIMILAR MATERIALS; CERAMIC PRODUCTS;GLASS AND GLASSWARE.....	TOTAL		143,946,489
	ARTICLES OF STONE,PLASTER,CEMENT, ASBESTOS,MICA OR SIMILAR MATERIALS.....	TOTAL		30,100,436
6801000000	SETTS, CURBSTONES AND FLAGSTONES, OF NAT ST EX SLT	T	3	13,646
6802100000	TILES ETC LS TH 7CM; ARTFLY CLRD GR CHPGS A PWDR	X		547,806
6802210000	MARBLE, TRAVERTINE A ALABASTER, CUT, FLAT	T	31	59,500
6802230000	GRANITE MON OR BLDG STONE SMPLY CUT OR SAWN	T	13	19,000
6802290000	STONE, NESOI MON OR BLDG SMPLY CUT OR SWN	T	291	170,331
6802910000	MARBLE, TRAVERTINE AND ALABASTER, OTHER, NESOI	T	321	190,264
6802920000	OTHER CALCAREOUS STONE, NESOI	T	26	10,836
6802930000	GRANITE, NESOI	T	227	124,621
6802990000	OTHER MONUMENTAL OR BUILDING STONE, NESOI	T	10	33,548

TABLE - 1 SHIPMENTS OF MERCHANDISE FROM THE UNITED STATES TO PUERTO RICO,
BY COMMODITY: FISCAL YEAR 2001

COMM CODE	DESCRIPTION	UNIT	QUANTITY	VALUE - $
6803000000	SLATE, WORKED AND ARTICLES; ARTICLS OF AGGLOM SLT	X		130,618
6804100000	MILLSTONES AND GRINDSTONES FOR MILLNG GRNDG PLPNG	NO	2,031	228,082
6804210000	OTH MLLSTNS ETC OF AGGLM SYNTHTC OR NAT DIAMOND	NO	4,819	183,876
6804220000	OTH MILLSTNS GRINSTNS A GRNDNG WHEELS AGGL ABRSVS	X		1,122,503
6804230000	OTHR MILLSTNES GRNDSTNS ETC OF NATURAL STONE	NO	1,027	29,866
6804300000	HAND SHARPENING OR POLISHING STONES	NO	32,650	130,948
6805100000	ABRASVS ON A BASE OF WOVEN TEXTILE FABRIC ONLY	KG	3,192	293,816
6805200000	ABRASIVES ON A BASE OF PAPER OR PAPERBOARD ONLY	KG	47,245	837,947
6805300000	ABRASIVES ON A BASE MATERIAL OTH THN FABRC O PAPER	KG	66,925	740,347
6806100000	SLAG WOOLS ROCK OR OTH MINRL WOOLS BULK NESOI	X		81,261
6806200000	EXFL VERMIC EXPND CLYS FOMD SLAG ETC INC INTR MXT	KG	176,132	2,221,083
6806900010	ACCOUSTICAL PADS & BOARDS,MINERAL WOOLS & MIXTURES	M2	1,203,844	2,654,146
6806900050	MXTRS A ART OF HEAT-INSL O SND-ABSRB MIN MTRL NES	X		662,708
6807100000	ARTICLES OF ASPHALT OR SIMILAR MATERIALS IN ROLLS	KG	1,434,599	1,352,421
6807900010	ROOFING AND SIDING OF ASPHALT, OR SIMILAR MATERIAL	KG	4,229,701	4,068,345
6807900050	ARTICLES OF ASPHALT OR SIMILAR MATERIAL NESOI	KG	603,821	930,850
6808000000	PNLS BRDS ETC O VEG FBR AG W CMNT PLSTR ETC BNDRS	KG	140,739	171,733
6809110000	PLSTR BRDS ETC NT ORNA, FCD W PPR O PPRBRD ONLY	KG	19,224,251	3,368,872
6809190000	PLSTER BOARDS PANELS ETC NOT ORNAMENTED NESOI	X		831,854
6809900000	OTHR ARTCLS OF PLASTER OR O CMPSTNS BS PLS NESOI	X		215,764
6810110000	BLDG BLCKS A BRCKS OF CMNT CNCRT ART ST W O N REIN	X		396,757
6810191000	FLR A WL TILS OF CMNT CNCRT OR ARTFCL STONE	M2	47,713	492,392
6810195000	ARTCLS NESOI OF CMNT CNCRT OR ARTFCL STONE	X		1,180,610
6810910000	PREFB STRCTRL CMPNTS O CNCRT CMNT O ARTF STONE	X		3,936,100
6810990000	CEMENT, CONCRETE, ARTIFICIAL STONE ARTICLES, NESOI	X		856,825
6811100000	CORRUGATED SHEETS OF ASBESTOS ETC	KG	74,744	168,500
6811200000	OTHR SHTS PANLS TILES ETC NESOI OF ASBST CMNT ETC	KG	291,279	192,678
6811900000	ARTCLS NESOI OF ASBESTOS-CEMENT ETC	KG	159	3,398
6812100000	FBRCTD ASBSTS FBRS; MXTRS O ASB O ASBS-CRBNTE	KG	38,081	199,518
6812300000	ASBESTOS CORDS AND STRING, INCLUDING PLAITED	KG	922	11,050
6812400000	ASBESTOS MOVEN OR KNITTED FABRIC	KG	2,034	17,450
6812500000	ASBESTOS CLOTHING, CLOTHNG ACCESSRS, FTWR A HDGEAR	KG	1,927	48,684
6812900020	ASBESTOS GASKETS, PACKING AND SEALS	KG	23,776	81,616
6812900050	ASBESTOS ARTICLES, NESOI	X		434,248
6813100000	BRAKE LININGS A PADS, ASBESTOS, OTH MINRLS, CELULS	X		473,125
6814100000	PL SH STR OF AGGLMRTED OR RCNSTD MICA	KG	1,817	35,480
6814900000	MICA, WORKED AND ARTCLS NESOI	KG	20	3,344
6815100000	NONELECTRICAL ARTICLES OF GRAPHITE OR CARBON	X		92,781
6815200000	ARTICLES OF PEAT	X		4,245
6815990000	OTH ARTICLES OF STONE OR OTH MIN SUBSTNCES NESOI	X		45,043
	CERAMIC PRODUCTS.....	TOTAL		38,185,946
6901000000	BRCKS, BLCKS, TLS A OTH CERMC GDS SLCS EARTH	T	302	283,915
6902105000	REFRCTRY BRICKS ETC OVER 50 PCT MGO CAO CHROM NESI	T	203	265,542
6902201010	ALUMINA BRICKS	THS	60	63,292
6902201020	REFRACT BRICKS OV 50 PCT SILICA/ALUMINA EX AL BRCK	THS	5	5,656
6902205010	ALUMINA BLOCKS, TILES A SIM CONSTRUC GDS EX BRICKS	T	140	106,209
6902205020	BLOCKS TILES ETC OV 50 PCT SILICA/ALUM EX ALUMINA	T	202	210,884
6902901010	CLAY BRICKS, REFRACTORY, NESOI	THS	397	128,885
6902901020	NONCLAY REFRACTORY BRICKS NESOI	T	18	82,600
6902905010	BLOCKS, TILES ETC OF CLAY NESOI EXC BRICKS	T	252	139,688
6902905020	BLOCKS, TILES ETC, NONCLAY, REFRACT CERAM NESOI	T	150	141,535
6903100000	OTH REFRAC CERAMIC GDS W GRAPHITE/CARBON OV 50PCT	KG	20,056	60,650
6903200000	OTH REFRAC CERAM GDS NES ALUMINA/SILICA OV 50 PCT	KG	10,727	125,122
6903900010	OTH REFRAC CERAM GDS NESOI OF CLAY	KG	42,886	13,516
6903900050	OTH REFRACTORY CERAMIC GOODS NESOI, NONCLAY	KG	55	7,582
6904100015	SOLID CERAMIC BUILDING BRICKS	THS	42	321,049
6904100090	HOLLOW CERAMIC BUILDING BRICKS	THS	5	6,000
6904900000	CERAMIC FLOORING BLOCKS, SUPPRT OR FILLR TILE ETC	X		835,637
6905100000	ROOFING TILES, CERAMIC	X		577,198
6905900000	CERAMIC CONSTRUCTIONAL GDS A ARCHITCL ORNMNTS, NES	X		94,914
6906000000	CERAMIC PIPES, CONDUITS, GUTTERING A PIPE FITTINGS	KG	2,998,301	3,360,040
6907100000	UNGLZD CERAM TILES, CUBES ETC, SIDES LS THN 7 CM	M2	56,927	552,163
6907900000	UNGLAZED CERAMIC FLAGS A PAVING, HEARTH A WALL TLS	M2	106,414	567,702
6908100000	GLZD CERAM TILES CUBES ETC FTTNG IN SQ UN 7CM	M2	462,913	4,596,099

TABLE - 1 SHIPMENTS OF MERCHANDISE FROM THE UNITED STATES TO PUERTO RICO,
BY COMMODITY: FISCAL YEAR 2001

COMM CODE	DESCRIPTION	UNIT	QUANTITY	VALUE - $
6908900000	GLAZED CERAMIC FLAGS A PAVING, HEARTH A WALL TILES	M2	38,564	514,081
6909110000	PORCELAIN OR CHINA WARES FOR LAB, CHEM OR TECH USE	X		31,499
6909120000	CERAMIC ARTCLS W HARDNSS EQUIV TO 9 OR OV MOHS	X		48,631
6909191000	FERRITE CORE MEMORIES	X		177,173
6909195000	CERAMIC WARE FOR LAB CHEMCL OR TECHNL USE, NESOI	X		474,276
6909900000	CERAMIC RECEPTCLS FR AGRIC A FOR CONVEY/PACK GOODS	X		373,432
6910100005	WATER CLOSET BOWLS, FLUSHOMETER TYPE PORCELN/CHINA	NO	5,192	223,206
6910100010	WATER CLOSET BOWLS W TANKS IN 1 PC, PORCLN O CHINA	NO	25,007	1,392,823
6910100025	OTHR WATER CLOSET BOWLS, TANKS, PORCLN/CHINA NESOI	NO	290,371	1,717,717
6910100030	SINKS AND LAVATORIES OF PORCELAIN OR CHINA	NO	22,419	1,140,223
6910100050	SANITARY FIXTURES OF PORCELAIN OR CHINA, NESOI	NO	29,853	470,985
6910900000	CERAMIC SANITARY FIXTURES OTH THN OF PORCLN/CHINA	X		1,868,366
6911101000	PORCLN OR CHNA HTL/RSRNT A OTHR WARE NOT HH WARE	DPC	86,563	1,477,659
6911105500	TABLE/KITCHENWARE, PORCLN OR CHINA, NT HOTL/RESTNT	DPC	16,376	519,301
6911900010	TOILET ARTICLES OF PORCELAIN OR CHINA	X		1,155,573
6911900050	HOUSEHOLD ARTICLES OF PORCELAIN OR CHINA, NESOI	X		2,115,103
6912001000	EARTHENWARE TABLE/KITCH WARE, GLZD, BROWN/BLACK	DPC	349,290	3,690,275
6912002500	OTH CERAM TBL/KTCHN WARE NT PORCLN/CHNA, NESOI	DPC	13,685	136,611
6912005000	CERAMIC HOUSEHOLD A TOILET ARTICLS NT PORC NT TBLW	X		921,207
6913100000	STATUETTES AND OTHER ORNMNTL ARTCLS, PORCLN OR CHN	X		236,180
6913900000	STATUTTES A OTH ORNMNTL CERAM ARTCLS NT PORC/CHINA	X		867,797
6914100000	ARTICLES OF PORCELAIN OR CHINA, NESOI	X		900,406
6914900000	CERAMIC ARTICLES NESOI	X		5,187,544
	GLASS AND GLASSWARE.....	TOTAL		75,660,107
7001000000	CULLET A OTH WST A SCRP GLASS; GLASS IN MASS	KG	73,570	40,898
7002100000	GLASS BALLS NOT MICROSPHERES OF HEADNG 7018 UNWRKD	KG	68,154	130,810
7002200000	GLASS RODS, UNWORKED	KG	7,349	118,277
7002310000	TUBES OF FUSED QUARTZ OR OTH FSD SILICA, UNWORKED	KG	967,248	1,418,381
7002320000	TUBES OF OTH GLASS NES W LIN COEF OV 5X10-6/KELVIN	KG	5,467	196,740
7002390010	TUBES OF GLASS, UNWORKED, NOT OVER 200 MM LONG	NO	37,037	18,517
7002390090	TUBES OF GLASS NESOI, UNWORKED	KG	4,678,686	2,213,307
7003120000	NONWRD SHTS CAST/RLD GLASS, COLRD,OPAC,FLSHD,LAYRD	M2	3,105	37,238
7003190000	CAST OR ROLLED GLASS IN NONWIRED SHEETS, NESOI	M2	32,353	273,498
7003200000	WIRED SHEETS OF CAST OR ROLLED GLASS, UNWORKED	M2	292	4,080
7004200000	DRW/BLWN GLASS SHEETS COLORD OPAC FLASH SPEC LAYER	M2	28,295	226,357
7004900000	DRWN/BLWN GLSS SHTS W/WO ABSRB/RFCT LYR N OTH WRKD	M2	3,136	27,683
7005100000	FLOAT GLASS ETC IN NONWRD SHTS W ABS/REFL LAYER	M2	145,879	1,512,535
7005210000	NONWRD GLSS CLRD OPC FLSHD OR SRFC GRND N AB/RF LY	M2	323,460	1,887,617
7005290000	NONWIRED GLASS NESOI	M2	304,956	1,405,551
7005300000	FLOAT GLS ETC, WIRED SHTS, W OR WO ABSB LAYER UNWK	M2	48,921	198,927
7006000000	GLS OF 7003-5 BNT,EDG WKD, ENGR,DRL,ENML OTHR ETC	M2	284,066	7,980,434
7007110000	TOUGHND SAFETY GLS OF SIZE A SHAPE FOR VEHCLS ETC	M2	20,385	401,826
7007190000	TOUGHNED SAFETY GLASS, NOT FOR VEHICULAR USE	M2	78,638	902,068
7007211000	WINDSHIELDS OF LAMINATED SAFETY GLASS	M2	3,667	78,568
7007215000	LAMINATED SAFETY GLASS FOR VEHCLS, EXC WINDSHIELDS	M2	15,247	89,153
7007290000	LAMINATED SAFETY GLASS, NOT FOR VEHICULAR USE	X		876,660
7008000000	MULTIPLE-WALLED INSULATING UNITS OF GLASS	NO	37,192	1,104,658
7009100000	REAR-VIEW MIRRORS FOR VEHICLES	NO	3,136	70,884
7009910000	GLASS MIRRORS UNFRAMED NOT VEHICLE REARVIEW MIRROR	CM2	129,422	774,098
7009920000	GLASS MIRRORS, FRAMED, EXC REARVIEW	CM2	35,441	604,246
7010100000	AMPOULES, GLASS, FOR CONVEYANCE OR PACKNG OF GOODS	GRS	54,390	266,497
7010202050	GLASS STOPPERS,LIDS,OTHR CLOSURES PACKAGED SEPRTLY	GRS	987	25,075
7010910500	PHARMACEUTICAL CONTAINERS, GLASS, OVER 1 LITER	GRS	107,219	842,049
7010912050	GLSS CONT PERF/TLTR FOR/WTH GRND GLSS STPPRS OV 1	GRS	19,526	151,354
7010915020	OTH GLASS CONTNRS W/WO CLSRS WIDE MOUTH OV 1 LTR	GRS	10,684	217,197
7010915060	OTH GLASS CONTNRS W/WO CLSRS NT WD MOUTH OV 1 LTR	GRS	39,507	566,446
7010920500	PHARMACEUTICAL CONTNRS, GLASS, OV 0.33 NOV 1 LITER	GRS	63,495	1,128,429
7010922050	GLSS CONT TLTR WTH/FR GRND GLSS STPPRS;OV.33NOV 1L	GRS	301,776	7,824,091
7010925020	OTH GLSS CONTNRS W/WO CLSRS WD MOUTH OV.33 NOV 1 L	GRS	126,656	2,694,163
7010925050	OTH GLSS CONTNRS W/WO CLSRS NT WD MTH OV .33 NOV 1	GRS	246,768	4,290,674
7010930500	PHARMACEUTICAL CNTRS, GLASS, OV 0.15 NOV 0.33 LTR	GRS	25,314	203,510
7010935020	OTH GLSS CONTNRS W/WO CLSRS WD MTH OV .15 NOV .33	GRS	3,517	85,079
7010935060	OTH GLSS CONTNRS W/WO CLSRS NT WD MTH OV.15 NOV.33	GRS	8,322	166,328
7010940500	PHARMACEUTICAL CNTNERS, GLASS, NOT OVER 0.15 LITER	GRS	95,799	714,546

TABLE - 1 SHIPMENTS OF MERCHANDISE FROM THE UNITED STATES TO PUERTO RICO,
BY COMMODITY: FISCAL YEAR 2001

COMM CODE	DESCRIPTION	UNIT	QUANTITY	VALUE - $
7010942050	GLSS CONT TLTR WTH/FR GRND GLS STPPRS NOV 0.15 LTR	GRS	14,780	299,574
7010945000	OTH GLASS CONTNRS W/WO CLOSURES; NOT OVER 0.15 LTR	GRS	196,638	3,658,102
7011100000	GLSS ENVLPS OPN A GLS PTS W/O FTNGS F ELCTRC LGHTG	THS	28,485	515,311
7011200000	GLASS ENVELOPES A PARTS FOR CATHODE-RAY TUBES	HUN	24	29,324
7011900000	GLASS ENVELOPES, OPEN, A PARTS, W/O FTTNGS, NESOI	X		699,511
7013100000	GLASSWR OF GLS-CERAMICS FOR TABLE, KITCHN, OFF ETC	NO	778,640	1,709,196
7013210000	DRINKING GLASSES OF LEAD CRYSTAL	NO	994	8,940
7013290000	DRINKING GLASSES NESOI	NO	3,520,949	1,999,566
7013310000	TBL O KTCHN GLSSWR NT DRNKNG GLSS OF LEAD CRYSTAL	NO	3,669	63,209
7013320000	HH GLSWR NT DRNK GLS LNR COEF EXP NOV 5X/-6/KV ETC	NO	6,076	77,070
7013390000	OTHER TABLE OR KITCHEN GLASSWARE NESOI	NO	425,463	399,296
7013910000	OTHER GLASSWARE, LEAD CRYSTAL, NESOI	NO	16,275	187,958
7013990000	OTHER GLASSWARE, NOT LEAD CRYSTAL, NESOI	NO	3,850,654	3,065,270
7014001000	GLASS LENS BLANKS (OTH THN FR SPECTCLS) NT OPT WKD	NO	14,823	56,585
7014002000	OTHER OPTCL ELMNTS GLSS NT LNS BLNKS NT OPT WRKD	NO	20,300	65,631
7014003000	LENSES, FILTERS A PRTS, GLASS, NT OPTIC ELEM N WKD	X		69,047
7014005000	SIGNALLING GLASSWARE, NOT OPTICALLY WORKED, NESOI	X		100,399
7015100000	GLASSES FOR CORRECTIVE SPECTACLES, NT OPTICLY WRKD	NO	2,154	19,843
7015900000	CLOCK, WATCH, NONCORRECTIVE GLASS ETC NESOI	X		33,105
7016100000	GLASS CUBES A SMLLWRS, BACKD OR NOT, FR MOSAICS ET	X		157,751
7016900000	GLS CONS ART NESOI;LD WNDWS;MLTCLR/FMD GLS ARTCLS	X		250,448
7017100000	LAB, HYGIENIC, PHARMACEUT GLSWR, FUSD QURTZ/SILICA	X		5,808,401
7017200000	LAB, HYGINC, PHARM GLSWR W LIN COEF NOV 5X10-6 NES	X		802,367
7017900010	MICROSCPE SLIDES A MICRO COVER GLASSES OF GLS NESI	X		29,390
7017900050	OTHER LABORATORY, HYGIENIC OR PHARM GLASSWR NESOI	X		2,648,059
7018100000	GLSS BEADS IMIT PRLS PRC/SMPRC ST ETC;ART NT JWLRY	X		528,629
7018200000	GLASS MICROSPHERES NOT EXCEEDING 1 MM IN DIAMETER	KG	1,621	17,151
7018900000	GLSS EYS NT PRO; ORNAMENTS O LMP-WRKD GLSS NT JWLR	X		68,520
7019110000	CHOPPED STRANDS GLASS FIBERS NOT OVER 50MM LONG	KG	59,518	265,400
7019120040	GLASS FIBER ROVINGS USED IN IND AS PCKG O LUB MAT	KG	475	4,543
7019120080	GLASS FIBER ROVINGS NESOI	KG	484	3,508
7019192000	GLASS FIBER YARN, NESOI	KG	20,427	92,382
7019193000	CHOPPED STRANDS OF GLASS FIBERS NESOI	KG	110,472	533,472
7019194000	SLIVERS OF GLASS FIBERS	KG	11,378	83,964
7019310000	MATS, NONWOVEN, OF GLASS FIBERS	KG	464,927	698,262
7019320000	THIN SHEETS (VOILES), NONWOVEN, OF GLASS FIBERS	KG	437	42,808
7019391000	INSULATION PRODUCTS OF GLASS FIBERS	X		3,853,832
7019395000	WEBS, MATTRS, BRDS ETC, NONWOVEN OF GLS FIBRS NESI	X		998,150
7019400000	NARROW FABRICS, WOVEN, OF GLASS FIBER ROVINGS	M2	10,093	17,701
7019510000	OTHER WOVEN FABRICS OF A WIDTH NOT EXCEED 30 CM	M2	499	5,781
7019520000	OTH WVN NARROW FBRCS, OV 30CM WD, PLN WEAVE, ETC.	M2	82,165	172,006
7019901000	OTHR WOVEN GLASS FIBERS AND ARTICLES THEREOF NESOI	X		54,616
7019905020	GLASS FIBERS IN BULK	X		14,700
7019905040	GLASS FIBER FILTERS (NONWOVEN)	X		24,557
7019905050	OTHER ARTCLES OF NONWOVEN GLASS FIBRES, NESOI	X		1,146,524
7020000000	OTHER ARTICLES OF GLASS, NESOI	X		2,511,799
	NATURAL OR CULTURED PEARLS,PRECIOUS OR SEMIPRECIOUS STONES,PRECIOUS METALS; METALS CLAD WITH PRECIOUS METAL, AND ARTICLES THEREOF;IMITATION JEWELRY; COIN.....	TOTAL		73,281,262
	NATURAL OR CULTURED PEARLS,PRECIOUS OR SEMIPRECIOUS STONES,PRECIOUS METALS; METALS CLAD WITH PRECIOUS METAL, AND ARTICLES THEREOF;IMITATION JEWELRY; COIN.....	TOTAL		73,281,262
7101100000	NATURAL PEARLS, NOT MOUNTED OR SET, INCL TMP STRNG	X		170,103
7101210000	CULTURED PEARLS, UNWORKED	X		11,070
7101220000	CULTURED PEARLS, WORKED, NOT SET	X		28,800
7102100000	DIAMONDS, UNSORTED	CAR	962	100,529
7102210000	INDUSRRL DIAMONDS UNWRKD OR SAWN, CLVD OR BRUTD	CAR	64,346	643,296
7102290000	INDUSTRIAL DIAMONDS, WORKED	CAR	5,319	206,459
7102310000	DIAM EX IND UNWKD OR SMPL SWN CLVD OR BRUTED	CAR	2,374	598,213

TABLE - 1 SHIPMENTS OF MERCHANDISE FROM THE UNITED STATES TO PUERTO RICO,
BY COMMODITY: FISCAL YEAR 2001

COMM CODE	DESCRIPTION	UNIT	QUANTITY	VALUE - $
7102390010	DIAM EXC IND WRKD NT SET O STRNG NOT OVR 0.5 CARAT	CAR	406	116,767
7102390050	DIAM EXC INDUS WRKD NT SET O STRNG OV 0.5 CARAT EA	CAR	116	148,543
7103102000	PRECIOUS AND SEMIPRECIOUS STONES, UNWORKED	CAR	36,091	172,522
7103104000	OTH PREC & SEMIPREC STONE SIMPLY SAWN/ROUGH SHAPED	CAR	46,819	80,958
7103910000	RUBIES, SAPPHIRES AND EMERALDS, OTHERWISE WORKED	X		30,298
7103991000	GEMSTONES, NESOI, CUT BUT NOT SET SUITBL FR JEWLRY	X		99,510
7103995000	GEMSTNS NESOI OTHRWS WRKD NT SUITBL FOR JWLRY	X		107,115
7104200000	SYNTHC OR RECNSTRCTD GEMSTONES UNWORKED	X		66,336
7104901000	SYN OR RCNTRTD GMSTNS CUT UNST FR US IN JEWELRY	NO	57,389	254,770
7104905000	SYN, RCNSTR GMSTONES WRKD NT SUITBL FOR JEWELRY	X		76,134
7105100010	DIAMOND DUST OR POWDER, NATURAL	CAR	121,024	66,418
7105100025	DIAMOND DUST OR POWDER SYNTHETIC	CAR	371,985	163,727
7106100000	SILVER POWDER	GM	17,083,024	3,699,821
7106911010	SILVER BULLION, UNWROUGHT	GM	472,637	82,850
7106911020	SILVER DORE	GM	164,525	31,778
7106915000	UNWROUGHT SILVER, NESOI	GM	432,300	75,600
7106920000	SILVER, SEMIMANUFACTURED	GM	9,808,180	2,668,739
7107000000	BASE MTLS CLD W SILVR NT FRTH WKD THN SMMNFCTRD	GM	129,835	24,615
7108110000	GOLD POWDER, NONMONETARY	GM	3,514	40,774
7108121010	GOLD BULLION UNWROUGHT, NONMONETARY	GM	344	3,950
7108125000	GOLD, NESOI, UNWROUGHT, NONMONETARY	GM	857	2,870
7108131000	GOLD LEAF	CM2	17,302	41,747
7108135000	GOLD, SEMIMANUFACTURED, NESOI, NONMONETARY	GM	39,091,010	317,340
7109000000	BS MTL OR SLR CLD W GLD NT FRTR WKD TH SMMNFCTRD	GM	51,790,535	251,657
7110110000	PLATINUM, UNWROUGHT OR POWDER	GM	173,009	2,253,194
7110190000	PLATINUM METAL SEMIMANUFACTURED	GM	113,268	803,558
7110210000	PALLADIUM, UNWROUGHT OR IN POWDER FORM	GM	1,563,966	14,445,992
7110290000	PALLADIUM, SEMIMANUFACTURED	GM	178,630	1,564,095
7110310000	RHODIUM, UNWROUGHT OR IN POWDER FORM	GM	823	75,693
7110390000	RHODIUM, SEMIMANUFACTURED	GM	383	66,728
7110410000	IRIDIUM, OSMIUM AND RUTHENIUM, UNWROUGHT OR POWDER	GM	7,211	132,418
7110490000	IRIDIUM, OSMIUM AND RUTHENIUM, SEMIMANUFACTURED	GM	781	22,600
7111000000	BS MTL A SLV A GLD CLD W PLAT NT FR WKD TH SMNFCTD	GM	129,730,299	490,482
7112100000	WASTE & SCRAP GOLD EXCL SWPNGS CNTNG OTH PREC MTLS	GM	3,910	37,684
7112900000	PRECIOUS METAL NESOI WASTE AND SCRAP	GM	729,097	783,768
7113110000	JEWELRY AND PARTS THEREOF, OF SILVER	X		536,398
7113190000	JEWELRY AND PARTS THEREOF, OF OTH PRECIOUS METAL	X		9,627,152
7113200000	JEWELRY AND PARTS, BASE METAL CLAD W PREC METAL	X		2,537,487
7114115100	SILVER KNIVES, FORKS, SPOONS OR LADLES, INCL SETS	PCS	2,750	63,200
7114115500	SILVER HOUSEHOLD ARTICLES AND PARTS, NESOI	X		163,161
7114117000	SILVER ARTS NESOI	X		113,488
7114190000	ARTLS OF GLD OR PLAT NESOI	X		355,780
7114200000	GOLD/SILVER -SMITHS' ARTCLS A PRTS, BS MTL CL W PM	X		1,265,045
7115100000	CATLYSTS PLAT WIRE CLOTH OR GRILL FORM	X		48,558
7115900000	OTH PREC METL ARTCLS OR ARTCLS CLAD W PM, NESOI	X		775,368
7116101000	ARTICLES OF NATURAL PEARLS	X		30,964
7116102500	ARTICLES OF CULTURED PEARLS	X		366,359
7116201000	JEWELRY OF PRECIOUS OR SEMIPRECIOUS STONES	X		19,650,448
7116204050	ARTICLES OF PRECIOUS OR SEMIPREC STONES, NT JEWLRY	X		827,479
7117110000	CFF LNKS A STDS BS MTL WHTHR OR NT PLTD W PRC MTL	X		128,735
7117190000	OTH IMITATION JEWELRY, BASE METAL, INC PR MTL PLTD	X		933,838
7117900000	IMITATION JEWELRY NOT OF BASE METAL	X		2,533,056
7118900030	GOLD COIN NESOI (GOLD CONTENT)	GM	1,220	16,359
7118900050	COIN (EXCEPT GOLD COIN) NESOI	X		2,248,866
	BASE METALS AND ARTICLES OF BASE METAL.....	TOTAL		560,358,248
	IRON AND STEEL.....	TOTAL		79,268,696
7201200000	NONALLOY PIG IRON OV 0.5 PRCNT PHOSPHORUS	T	12	46,395
7201503000	ALLOY PIG IRON	T	6	3,000
7202995040	FERROALLOYS NESOI	KG	10,940	3,089
7203100000	FERROUS PRODUCTS FM DIRECT REDCTION OF IRON ORE	T	104	121,826
7203900000	OTHR SPONGY FERROUS PRDCTS MIN PURITY 99.94 PCT FE	T	180	158,595
7204100000	CAST IRON WASTE AND SCRAP	T	1,679	406,581
7204210000	STAINLESS STEEL WASTE AND SCRAP	T	102	218,017

TABLE - 1 SHIPMENTS OF MERCHANDISE FROM THE UNITED STATES TO PUERTO RICO,
BY COMMODITY: FISCAL YEAR 2001

COMM CODE	DESCRIPTION	UNIT	QUANTITY	VALUE - $
7204290000	ALLOY STEEL WASTE AND SCRAP NOT STAINLESS	T	457	186,373
7204410020	NO 1 BUNDLES STEEL SCRAP	T	1,579	150,000
7204410040	NO 2 BUNDLES STEEL SCRAP	T	114	10,350
7204410060	BORINGS, SHOVELINGS AND TURNINGS STEEL SCRAP	T	36	2,800
7204410080	SHVNGS,CHPS,MILL WSTE,SWDST,FLNGS,TRM,STMPNGS SCRP	T	859	246,076
7204490020	NO 1 HEAVY MELTING STEEL SCRAP	T	437	53,127
7204490060	CUT PLATE AND STRUCTURAL STEEL SCRAP	T	6,444	812,826
7204490070	SHREDDED STEEL SCRAP	T	2	23,500
7204490080	OTHER FERROUS SCRAP	T	460	143,386
7205100000	GRANULES, IRON OR STEEL	KG	540,736	1,851,063
7205210000	ALLOY STEEL POWDERS	KG	118,389	269,049
7205290000	POWDERS, IRON OR NONALLOY STEEL	T	423	2,366,072
7206100000	IRON AND NONALLOY STEEL INGOTS	KG	744,237	1,185,948
7206900000	IRON AND NONALLOY STEEL, PRIMARY FORMS NOT INGOTS	KG	9,357,673	12,920,986
7207110000	SMFD IOS NA U.25PCT CRBN REC/SQ CS WDTH UN 2X THNS	KG	479,070	814,684
7207190000	SMFD IRN/NAL STL LT 0.25 PCT CARBON CS NT RECT/SQR	KG	344,331	336,914
7207200000	SMFD IRN OR NONALLOY STL, .25 PCT OR MORE CARBON	KG	1,009,215	1,398,175
7208101500	FLAT ROLD IRON/STL >=600MM,PICKLED,PATTERNS RELIEF	KG	2,125,813	6,731,263
7208102500	FLAT RLD IRON/STL >=600MM,NT PICKLD,PATTERN RELIEF	KG	1,060,421	744,529
7208253000	FLAT RLD HI-STRENGTH STL COIL >=600MM PICKLED HOTR	KG	250,306	395,372
7208256000	FLAT RLD IRON/STL >=600MM,PICKLED,NOT CLAD,HOT RLD	KG	116,228	619,643
7208260030	FLT RLD HI-STRNGH STL >=600MM,=3<4.75MM THCK PCKLD	KG	19,475	41,194
7208260060	FLAT RLD IRON/STL >=600MM,=3MM<4.75MM THCK PICKLED	KG	78,043	50,116
7208270030	FLT RLD HI-STRENGTH STL >=600MM,<3MM THICK PICKLED	KG	1,081	7,328
7208270060	FLAT RLD IRON/STL >=600MM,<3MM THICK,PICKLED HOTRD	KG	53,797	51,332
7208360060	FLAT RLD IRON/STL >=600MM,>10MM THCK,NT CLAD,HOTRD	KG	5,559	3,063
7208370030	FLT RLD HI-STRNGH STL >=600MM,=4.75<=10MM THCK,HOT	KG	18,821	12,710
7208370060	FLAT RLD IRON/STL >=600MM,=4.75MM<=10MM THICK,HOTR	KG	1,494,105	752,486
7208380015	FLT RLD HI-STRNGH STL >=600MM,=3MM<4.75MM THCK,HOT	KG	31,483	56,290
7208380050	FLAT RLD IRON/STL >=600MM,=3MM<4.75MM THICK, HOTRL	KG	12,342	34,515
7208390015	FLAT ROLL HI-STRNGH STL >=600MM,<3MM THICK, HOT-RL	KG	16,925	10,000
7208390050	FLT RLD IRON/STL >=600MM,<3MM THICK,NOT CLAD,HOTRL	KG	61,624	65,453
7208400000	FLAT RLD IRON/STL >=600MM,PATTERNS IN RELIEF,HOTRL	KG	443,421	253,335
7208510030	UNIVERSAL MLPLATE IRON/STL >=600MM,>10MM THCK,HTRL	KG	81,789	20,106
7208510050	FLAT RLD IRON/STL >=600MM,>10MM THICK,HOTRLD,NESOI	KG	203,039	474,767
7208520000	FLAT RLD IRON/STL >=600MM,=4.75MM<=10MM THCK,HOTRL	KG	231,938	136,933
7208540000	FLAT RLD IRON/STL >=600MM,<3MM THCK,NOT COAT,HOTRL	KG	34,980	33,048
7208900000	FLAT RLD IRON/STL >=600MM,NOT COATED,HOT RLD,NESOI	KG	2,091,142	1,153,095
7209150000	FLAT RLD IRON/STL COIL >=600MM,>=3MM THCK,COLD-RLD	KG	151,788	99,708
7209160090	FLAT ROLLD IRON/STL >=600MM,>1MM<3MM THICK,COLD-RL	KG	116,323	65,594
7209170010	FLT RLD HI-STRNGH STL >=600MM,>0.5MM<=1MM THK,CLDR	KG	40,543	78,666
7209182500	FLAT RLD IRON/STL >=600MM,<0.361MM THCK,BLACKPLATE	KG	1,930,050	985,837
7209186000	FLAT RLD IRON/STL >=600MM,NOT CLAD,COLD-ROLL,NESOI	KG	21,366	24,114
7209250000	FLAT ROLD IRON/STL >=600MM,>=3MM THICK,COLD-ROLLED	KG	7,501	4,200
7209260000	FLAT ROLD IRON/STL >=600MM,>1MM<3MM THICK,COLD-RLD	KG	1,101	18,666
7209900000	FLAT ROLLED IRON/STL >=600MM,NOT CLAD,NOT COLD-RLD	KG	928,230	4,040,280
7210110000	FLT RLD IRON/STL >=600MM,COATED W TIN,>=0.5MM THCK	KG	79,266	360,000
7210120000	FLAT ROLL IRON/STL >=600MM,TIN COATED,<0.5MM THICK	KG	19,730	9,000
7210300060	FLAT RLD IRON/STL >=600MM,ELECTROLYTIC PLATED ZINC	KG	572,800	571,173
7210410000	FLAT RLD IRON/STL >=600MM,CORRUGATED,PLATED W ZINC	KG	17,282	13,115
7210490030	FLAT ROLL HI-STRENGH STL >=600MM,ZINC PLATED,NESOI	KG	17,256	19,429
7210490090	FLAT RLD IRON/STL >=600MM,ZINC PLATED/COATED,NESOI	KG	161,565	120,691
7210610000	FLT RLD IRON/STL >=600MM,ALUMINUM-ZINC ALLOY PLATE	KG	35,573	67,330
7210690000	FLAT ROLLD IRON/STL >=600MM,ALUMINUM PLATED/COATED	KG	31,567	45,770
7210700000	FLAT RLD IRON/STL >=600MM,COATED/PAINTED W PLASTIC	KG	4,399	16,197
7210901000	FLAT ROLLED IRON/NONALLOY STEEL >=600MM,CLAD,NESOI	KG	11,445	32,810
7210905000	FLAT ROLLED IRON/STEEL >=600MM,COATED/PLATED,NESOI	KG	110,340	115,074
7211130000	FLT RLD HI-STRNGH STL <600MM,UNIVRSAL MILPLATE,HOT	KG	19,049	1,314,600
7211140000	FLAT RLD IRON/STL <600MM,HOT-ROLLED,>=4.75MM THICK	KG	239	3,516
7211193050	FLAT RLD HI-STRNGH STL <600MM,NOT CLAD,HOTRD,NESOI	KG	43,232	154,120
7211197050	FLAT ROLLED IRON/STL <600MM,NOT CLAD,HOT-RLD,NESOI	KG	37,966	33,723
7211233050	FLAT ROLLD IRON/STL <600MM,<0.25% CARBON,COLD-ROLL	KG	7,378	6,767
7211900000	FLAT ROLLED IRON/STL <600MM, NOT CLAD/PLATE, NESOI	KG	35,607	2,386,297
7212100000	FLAT ROLLED IRON/NONALLOY STL <600MM, PLATED W TIN	KG	17,754	31,638
7212300000	FLAT-ROLL IRON/STL <600MM,PLATED/COAT W ZINC,NESOI	KG	1,610	4,250
7212400000	FLAT-RLD IRON/STL <600MM,PAINTED/COATED W PLASTICS	KG	34,549	31,100

TABLE - 1 SHIPMENTS OF MERCHANDISE FROM THE UNITED STATES TO PUERTO RICO,
BY COMMODITY: FISCAL YEAR 2001

COMM CODE	DESCRIPTION	UNIT	QUANTITY	VALUE - $
7212500000	FLAT ROLLED IRON/STEEL <600MM, PLATED/COATED,NESOI	KG	1,477	6,147
7212600000	FLAT-ROLLED IRON/NONALLOY STEEL <600MM, CLAD,NESOI	KG	9,802	55,518
7213100000	CONCRETE REINFORCING STL BARS&RODS,HOT-ROLL,COILS	KG	1,361,903	1,707,299
7213200000	BAR&ROD FREE-CUTTNG IRON/STL,HOT-RLD,IRREGULA COIL	KG	5,303	13,610
7213913000	BAR&ROD IRON/STL,HOT-RD,DIAMETR <14MM,NOT TEMPERED	KG	32,541	34,777
7213914500	BAR&ROD IRON/STL,DIAMETR <14MM,>=0.6% CARBON,HOTRL	KG	6,316	6,067
7213916000	BAR&ROD IRON/STL,<14MM DIAMETR,HOT-RL,<0.6% CARBON	KG	39,921	999,600
7213990000	BAR&ROD IRON/STL >=14MM DIAM,COIL,HOT-ROLLED,NESOI	KG	54,947	42,594
7214100000	BAR & ROD OF IRON/NONALLOY STEEL,FORGED/HOT-ROLLED	KG	62,918	97,119
7214200000	CONCRETE REINFORCING BAR & ROD IRON/STL, HOT-DRAWN	KG	3,389,911	2,063,456
7214300000	OTHER BARS & RODS OF FREE-CUTTING STEEL, HOT-DRAWN	KG	34,032	87,933
7214910015	BAR&ROD IRON/STL RECTNGLR X-SECT,<0.25%CARBON,HOTR	KG	30,545	17,259
7214990010	BAR & ROD IRON/STL,<0.25% CARBON, HOT-ROLLED,NESOI	KG	5,017	8,032
7214990035	BAR & ROD IRON/STL, >=0.6% CARBON,HOT-ROLLED,NESOI	KG	85,912	49,766
7215100000	OTH BARS&RDS IRON/STL NALLOY,FREE-CUTTNG,COLD-FORM	KG	81,353	75,033
7215900000	OTHER BARS & RODS IRON/STEEL NONALLOY, NESOI	KG	513,008	431,402
7216100000	ANGLE,U,I,H SECT IRON/STL NALLOY,HOTROLL<80MM HIGH	KG	383,106	533,848
7216310000	ANGLES,U SECT IRON/STL NALLOY, HOT-ROLL>=80MM HIGH	KG	65,760	102,112
7216320000	ANGLE,I SECT IRON/STL,HOT-ROLL>=80MM HI(STAN BEAM)	KG	879,300	897,044
7216330000	ANGLES,H SECT IRON/STL NALLOY,HOT-ROLL >=80MM HIGH	KG	4,477,916	2,421,303
7216400000	ANGLE,L/T SECT IRON/STL NALLOY, HOT-ROLL >=80MM HI	KG	17,693	40,319
7216500000	OTHER ANGLES,SHAPES,SECTS IRON/STL NALLOY HOT-ROLL	KG	6,468,019	3,612,553
7216610000	ANGLE,SHAP,SECT,IRON/STL,NALLOY,COLD-WKD,FLAT-ROLL	KG	20,412	57,836
7216690000	ANGL,SHAP,SECT IRON/STL CLD-WKD EXC FROM FLAT-ROLL	KG	79,041	164,629
7216910000	OTHER ANGLE,SHAPE,SECT IRON/STL,COLD-WRKD,FLATROLL	KG	378,818	690,373
7216990000	ANGLES, SHAPES, SECTIONS IRON/NONALLOY STEEL NESOI	KG	312,474	673,241
7217101510	WIRE,IRON/STL NALLOY <.25%CARBON NOT PLATED/COATED	KG	208,621	265,675
7217102510	WIRE IRON/STL NALLOY >=.25%<.6%CARBN NOT PLAT/COAT	KG	269,355	1,112,559
7217107510	WIRE IRON/STL NALLOY >=.6%CARBON NOT PLATED/COATED	KG	41,453	89,535
7217201010	WIRE IRON/STL NALLOY <.25% CARBN, PLAT/COAT W/ZINC	KG	2,257	20,692
7217205010	WIRE IRON/STL NALLOY >=.25<.6%CARBN,PLAT/COAT ZINC	KG	2,987	20,000
7217301010	WIRE IRON/STL<.25%CARBN CTD/PLAT,BASE METL NT ZINC	KG	110,775	117,651
7217305010	WIRE IRON/STL>=.25%<.6%CARB PLT/CTD BAS MTL NT ZIN	KG	19,327	35,457
7217309010	WIRE IRON/STL>=.6%CARB CTD/PLAT,BASE METL NOT ZINC	KG	21,832	29,100
7217900000	WIRE IRON/NONALLOY STEEL UNDER 0.25% CARBON, NESOI	KG	324,895	1,195,465
7218100000	STAINLESS STEEL INGOTS AND OTHER PRIMARY FORMS	KG	50,878	278,673
7218910000	SMFNSHED PROD,STAIN STL,RECTNGULR(NT SQR)CROS SECT	KG	8,614	33,836
7218990000	OTHER SEMIFINISHED PRODUCTS OF STAINLESS STEEL	KG	119,125	332,662
7219110000	FLAT ROL,STAIN STL>600MM WID,HOT-ROL,COIL>10MM THK	KG	11,130	75,000
7219120000	FLAT ROL,STAINL STL>600MM HOT-ROL,COILS>=4.75<10MM	KG	4,007	28,454
7219130000	FLAT-ROLL,STAINL STL>600MM,HOT-ROL,COIL>=3MM<4.7MM	KG	40,553	103,337
7219140000	FLAT ROLL,STAINLES STL>600MM,HOT-ROL,COIL<3MM THCK	KG	1,113	7,612
7219220000	FLAT-ROL,STANL STL>600MM,HOT-RL NT COIL>=4.75<10MM	KG	1,018	4,589
7219230000	FLAT RL,STAINL STL>600MM,HOT ROL,NT COIL>=3<4.75MM	KG	26,979	118,130
7219240000	FLAT ROL,STAINLES STL>600MM,HOT RL,NT COIL<3MM THK	KG	1,354	10,053
7219310000	FLAT-ROLL,STAINLES STL>600MM COLD-ROLL>=4.75MM THK	KG	4,652	16,280
7219320000	FLAT-RL,STAINLES STL>600MM,COLD-RL>=3MM<4.75MM THK	KG	10,170	30,621
7219330000	FLAT-ROLL STAINLES STL>600M,COLD ROLL>1MM<3MM THCK	KG	64,953	221,718
7219340000	FLAT-ROL,STAINLES STL,>600MM,COLD-ROLL>=.5<1MM THK	KG	4,888	36,951
7219350000	FLAT-ROLL,STAINLESS STL>600MM COLD-ROLL<.5MM THICK	KG	3,688	8,519
7219900000	FLAT-ROLL STAINLESS STEEL >600MM WIDE, NESOI	KG	268,821	730,392
7220110000	FLAT-ROL,STAINLESS STL<600MM HOT-ROL>=4.75MM THCK	KG	3,612	13,000
7220120000	FLAT-ROLL STAINLESS STL<600MM HOT-ROLL<4.75MM THCK	KG	1,914	5,983
7220900000	FLAT-ROLLED STAINLESS STEEL< 600MM WIDE, NESOI	KG	31,260	183,452
7221000000	BARS&RODS,STAINLESS STEEL,HOT-ROLL,IRREGULAR COILS	KG	49,965	99,710
7222110000	OTH BARS&RODS STAIN STL, HOT-ROLL, CIRC CROSS-SECT	KG	5,981	34,334
7222190000	OTH BAR&RODS,STAINL STL,HOT-ROL,NOT CIRC CROSS-SEC	KG	5,750	71,394
7222200000	OTH BARS & RODS, STAINLESS STEEL, COLD-FORM/FINISH	KG	112,736	505,052
7222300000	OTHER BARS AND RODS STAINLESS STEEL, NESOI	KG	61,381	381,085
7222400000	ANGLES, SHAPES, AND SECTIONS OF STAINLESS STEEL	KG	103,820	699,689
7223000000	WIRE OF STAINLESS STEEL	KG	320,225	2,918,733
7224100000	OTHER ALLOY STEEL, INGOTS AND OTHER PRIMARY FORMS	KG	86,999	84,664
7224900000	SEMIFINISHED PRODUCTS OF OTHER ALLOY STEEL	KG	161,103	412,430
7225110000	FLAT-RL,SILICON ELCTRCL STL,GRAIN ORIENT>600MM WID	KG	104,685	174,536
7225190000	FLAT-RLD SILICON ELCTRCL STL>600MM NT GRAIN-ORIENT	KG	57,590	282,989
7225300000	FLAT-ROLL,OTH ALLOY STEEL>600MM WID,HOT-ROLL,COILS	KG	1,378,928	623,132

TABLE - 1 SHIPMENTS OF MERCHANDISE FROM THE UNITED STATES TO PUERTO RICO,
BY COMMODITY: FISCAL YEAR 2001

COMM CODE	DESCRIPTION	UNIT	QUANTITY	VALUE - $
7225400000	FLAT-ROL,OTH ALLOY STL>600MM WID,HOT-ROL,NOT COILS	KG	6,244	6,868
7225990000	FLAT-ROLLED, OTHER ALLOY STEEL> 600MM WIDE, NESOI	KG	11,845	11,844
7226110000	FLAT-ROL,SILICON ELCTRCL STEEL <600MM,GRAIN-ORIENT	KG	294,206	1,302,496
7226190000	FLT-ROL,SILICON ELCTRCL STL<600MM NOT GRAIN-ORIENT	KG	234,108	660,055
7226200000	FLAT-ROLLED, HIGH-SPEED STEEL LESS THAN 600MM WIDE	KG	1,177	7,938
7226990000	FLAT-ROLLED, OTHER ALLOY STEEL <600MM WIDE, NESOI	KG	106,346	287,559
7227100000	BARS & RODS, HIGH-SPEED STEEL,IRREG COILS,HOT-ROLL	KG	115,673	879,098
7227200000	BARS&RODS,SILICO-MANGNESE STL,IRREG COILS,HOT-ROLL	KG	45,719	36,464
7227900000	BARS&RODS,OTH ALLOY STL,HOT-ROLL,IRREG COILS,NESOI	KG	49,686	28,900
7228100000	OTHER BARS AND RODS OF HIGH-SPEED STEEL	KG	24,898	120,456
7228305000	OTH BARS/RODS,TOOL STEEL,NOT HIGH-SPEED,HOT-ROLLED	KG	1,473	6,687
7228308000	OTH BARS/RODS,OTH ALLOY STL,NOT TOOL STL, HOT-ROLL	KG	1,793	15,428
7228505000	OTH BARS/RODS,OTH ALLOY STL,NOT TOOL STL,COLD-FORM	KG	20,197	184,871
7228601000	OTHER BARS/RODS, TOOL STEEL, NOT HIGH-SPEED, NESOI	KG	1,210	6,048
7228605000	OTHR BARS/RODS,OTH ALLOY STEEL,NOT TOOL STL, NESOI	KG	1,450,409	2,045,738
7228700000	ANGLES, SHAPES AND SECTIONS OF OTHER ALLOY STEEL	KG	244,898	521,882
7228800000	HOLLOW DRILL BARS AND RODS, ALLOY/NALLOY STL,NESOI	KG	18,779	26,605
7229100000	WIRE OF HIGH-SPEED STEEL	KG	4,959	21,985
7229200000	WIRE OF SILICO-MANGANESE STEEL	KG	562	3,882
7229900000	WIRE OF OTHER ALLOY STEEL, NESOI	KG	376,936	762,803
	ARTICLES OF IRON OR STEEL.....	TOTAL		195,610,134
7301100000	SHEET PILING OF IRON OR STEEL	KG	332,587	769,757
7301201000	ANGLES, SHAPES, SECTIONS, WLDED, IRON OR NONAL STL	KG	1,192,634	937,199
7301205000	ANGLES, SHAPES AND SECTIONS, WELDED, ALLOY STEEL	KG	196,413	343,654
7302101020	NEW STNDRD T RAILS, IRON/NONALY STEEL OVER 30KG/M	KG	1,006	14,817
7302101030	OTHER NEW RAILS OF IRON OR NONALLOY STEEL	KG	1,983,231	1,535,020
7302105000	RAILS OF ALLOY STEEL	KG	402,349	326,222
7302200000	SLEEPERS (CROSS-TIES) OF IRON OR STEEL	KG	379	6,354
7302300000	SWTCHBLDS, X-ING FRGS, PT RDS AND OTH IOS XING PCS	KG	3,121	24,559
7302400000	FISH PLATES AND SOLE PLATES OF IRON OR STEEL	KG	326	5,019
7302900000	RAILWAY OR TRAMWAY TRACK CONSTR MATRL OF IOS NESOI	KG	817,143	1,467,020
7303000030	SOIL PIPE OF CAST IRON	KG	117,653	112,566
7303000060	PRESSURE PIPE, CAST IRON, INSDE DIAM LS THN 356 MM	KG	1,039,986	769,337
7303000090	TUBES, PIPES AND HOLLOW PROFILES, CAST IRON, NESOI	KG	8,609,019	7,368,911
7304101020	LINEPIPE FOR OIL/GAS, IRN/NAL ST, DIAM NOV 114.3MM	KG	163,712	186,120
7304101050	OIL/GAS LINEPIPE, IR/NAL ST, DIAM OV 114.3-406.4MM	KG	94,120	90,327
7304101080	LINEPIPE FOR OIL/GAS, IRN/NAL STL, DIAM OV 406.4MM	KG	14,660	16,626
7304105050	OIL/GAS LINEPIPE, AL ST, DIAM OV 114.3 NOV 406.4MM	KG	74,865	166,912
7304216000	OIL WELL DRILL PIPE, OF ALLOY STEEL	KG	2,010	4,051
7304293055	OIL WELL CASING OF ALLOY STEEL	KG	21,657	26,987
7304295000	OIL WELL TUBING OF IRON OR NONALLOY STEEL	KG	27,172	25,455
7304296000	OIL WELL TUBING OF ALLOY STEEL	KG	111,403	215,623
7304310000	OTH IOS NA PS TB HLW PFL SMLS CIR CS COLD-WRKD	KG	61,787	279,670
7304390000	OTH IOS NA PS TB HLW PFL SMLS CIR CS NT CLD-WRKD	KG	310,682	345,990
7304410000	OTH SS TB PS HLW PFL SMLS CIRC CS COLD-WRKD	KG	42,773	173,980
7304490010	HOLLOW BARS, STNLS STL, SMLS, CIRC CS NES NT C-RLD	KG	3,114	27,789
7304490040	OTH SS TB PS HP SMLS CIRC CS NT COLD-WRKD NT HLW B	KG	47,703	113,631
7304510000	OTH TB PS HLW PFL ALY STL NT SS SMLS CIRC CS CD-WK	KG	3,214	51,415
7304590000	OTH TB PS HP ALY STL NT SS SMLS CIRC CS NT CLD-WRK	KG	117,343	271,428
7304904000	OTH TBS PS HLW PFL SMLS NT CIRC CS IRN O NAL STL	KG	89,612	218,298
7304906000	OTH TBS PS HLW PFL SMLS NT CIRC CS ALLOY STEEL	KG	43,965	248,968
7305115000	LNPIPE FR OIL/GAS NSMLS CIRCS ALS LSAW ODO 406.4MM	KG	1,273	4,643
7305191000	LN PP IOS NA NT LNGTD WLD DIAM O 406.4MM CIRC CS	KG	21,166	20,387
7305312000	TAPERED STL PIPES, TUBES LONG WLD FOR LIGHT POLES	KG	39,556	45,558
7305314000	TUBES, PIPES NESOI, LONGITUDNLY WELDED IRN/NAL STL	KG	819,137	633,082
7305316000	TUBES, PIPES NESOI LONGITUD WELDED OF ALLOY STEEL	KG	32,680	149,718
7305391000	TUBES, PIPES NESOI, WLD NOT LONGIT, IRN/NAL STL	KG	16,820	22,034
7305395000	TUBES, PIPES NESOI, WLD NOT LONGITUD, ALLOY ST	KG	23,341	18,253
7305901000	OTH TUBES, PIPES NESOI RIVETED ETC NT WLD IR/NALST	KG	4,760	15,186
7305905000	OTH TUBES, PIPES NESOI RIVETED ETC NT WLD AL	KG	2,221,945	2,989,705
7306101000	LINE PIPE IRON OR NONALLOY STEEL NT SMLS NESOI	KG	206,089	416,011
7306105000	LINE PIPE ALLOY STEEL NOT SMLS NESOI	KG	4,396	16,582
7306201500	CASING OF IRON OR NONALLOY STEEL NT SMLS, NESOI	KG	6,236	5,300
7306202500	CASING OF ALLOY STEEL NOT SEAMLSS NESOI	KG	46	5,592

TABLE - 1 SHIPMENTS OF MERCHANDISE FROM THE UNITED STATES TO PUERTO RICO,
BY COMMODITY: FISCAL YEAR 2001

COMM CODE	DESCRIPTION	UNIT	QUANTITY	VALUE - $
7306206000	TUBING OF IRON OR NONALLOY STEEL NT SMLS NESOI	KG	928,399	592,674
7306208000	TUBING OF ALLOY STEEL NOT SEAMLSS NESOI	KG	497,706	779,072
7306301000	OTH TUBES ETC NES CIRC WLD NAS WLS LSTH 1.65MM THK	KG	5,413	3,370
7306301550	PS TBS HPFLS IOS NA WLD CCS WALLS 1.65MM THK; ETC	KG	3,103,712	2,118,639
7306302000	OTH PS TB HPFLS I0S NAL WLD CCS GLV WLS 1.65MM,ETC	KG	60,601	81,792
7306304000	OTH PS TB HPFLS IOS NA WLD CIRC CS NT GALV, ETC.	KG	7,057	49,822
7306306000	OTH PS TB HPFL IOS NA WLD CCS,ETC,OD 114.4-406.4MM	KG	66,911	105,000
7306401000	OTH TUBES ETC WLD CIRCS STNLS STL WLS LT 1.65MM TH	KG	243,087	4,077,404
7306405000	OTH PS TB HPFLS WLD CIRC CS SSTL WLLS 1.65MM AO TH	KG	30,922	262,010
7306501000	OTH TUBES ETC NES WLD CIR ALY STL NT ST WLS LT1.65	KG	8,386	17,608
7306504500	OTH PS TB HP WD CRC CS ALY STL NT SS WLS 1.65MM AO	KG	45,593	82,541
7306602500	OTH PS TB HP WLD NONCRC CS IRN A NONALLY STEEL	KG	443,956	199,097
7306606500	OTH PS TB HP WLD NONCRC CS ALLOY STEEL	KG	58,448	101,115
7306901000	OTH TUBES ETC, NESOI, OF IRON OR NONALLOY STEEL	KG	559	23,343
7306905000	OTH TUBES ETC, NESOI, OF ALLOY STEEL	KG	155,747	346,639
7307110030	FITTINGS, NONMALBLE CAST IRON FOR THREADED PIPE	KG	91,741	457,913
7307110060	CAST FITTINGS OF NONMALLEABLE CAST IRON NESOI	KG	121,719	616,279
7307193000	DUCTILE FITTINGS OF IRON OR STEEL, CAST	KG	132,125	504,132
7307199030	UNIONS, PIPE, OF IRON OR STEEL, CAST	KG	262,381	397,717
7307199090	OTHER CAST FITTINGS, NESOI, OF IRON OR STEEL	KG	426,117	2,188,177
7307210000	STAINLESS STEEL FLANGES	KG	34,310	248,697
7307221000	STAINLESS STEEL SLEEVES (PIPE COUPLINGS)	KG	16,589	308,445
7307225000	STAINLESS STEEL PIPE ELBOWS AND BENDS	KG	155,903	294,420
7307230000	STAINLESS STEEL TUBE OR PIPE BUTT WELDING FITTINGS	KG	15,303	106,285
7307290000	STAINLESS STEEL TUBE OR PIPE FITTINGS NESOI	KG	424,902	1,486,770
7307912000	FLANGES OF IRON OR NONALLOY STEEL	KG	151,297	749,092
7307914000	FLANGES OF ALLOY STEEL NOT STAINLESS	KG	13,856	30,263
7307923010	SLEEVES (PIPE COUPLINGS) OF IRON OR NONALLOY STEEL	KG	13,138	139,520
7307923030	SLEEVES (PIPE COUPLINGS), ALLOY STEEL EXC STAINLES	KG	17,135	293,030
7307929000	THREADED ELBOWS AND BENDS OF IOS (EXC SS CSTIR)	KG	340,086	1,216,822
7307931000	BUTT WELDING FITTINGS OF IRON OR NONALLOY STEEL	KG	258	11,457
7307932000	BUTT WELDING FITTINGS OF ALLOY STEEL NOT STAINLESS	KG	902	7,081
7307992000	OTHER FITTINGS NESOI OF IRON OR NONALLOY STEEL	KG	119,042	1,067,199
7307994000	OTHER FITTINGS NESOI OF ALLOY STEEL NOT STAINLESS	KG	28,247	477,846
7308100000	BRIDGES AND BRIDGE SECTIONS OF IRON OR STEEL	KG	235,067	795,833
7308200000	TOWERS AND LATTICE MASTS OF IRON OR STEEL	KG	1,156,910	2,465,071
7308300000	DRS, WNDWS A FRMS A THRSHLDS FR DRS, IRON OR STEEL	KG	3,363,024	8,249,760
7308400000	EQUIP SCAFFLDNG SHUTTRNG PROPPNG O PIT-PROPPNG IOS	KG	926,249	2,522,651
7308901000	CLMNS PLLRS PSTS BMS GRDRS A SMLR STCTRS, IRN O ST	KG	18,359,915	23,080,211
7308909030	SHEET-METAL ROOFNG SIDING FLRING ETC, IRON OR STEL	KG	1,867,346	4,663,868
7308909060	ARCHITECTURAL AND ORNAMENTAL WORK, IRON OR STEEL	KG	10,497	19,794
7308909090	STRUCTURES AND PARTS ETC NESOI IRON OR STEEL	KG	6,359,601	11,851,127
7309000030	TANKS, IOS CAP OV 300L NT INS NT MCH THRML NF GAS	NO	5,614	7,026,569
7309000090	RESVRS VTS A SIM CNTNRS IOS CAP OV 300L NF GASES	NO	3,012	1,900,209
7310100010	EMPTY STL DRMS A BBLS CAP OVR 50L, UND 300 LTRS	NO	209,398	2,240,531
7310100050	TANKS CASKS CANS BOXES ETC NES IR/ST CAPAC 50-300L	X		3,615,254
7310210000	CANS TO BE SOLDERED/CRIMPED CLOSED IR/ST UN 50 LTR	NO	2,124,636	975,813
7310290000	TANKS CSKS DRMS CNS BXS ETC IOS NESOI UND 50 LTR	NO	159,201	2,785,789
7311000000	CONTNRS FR CMPRSSD O LQFD GAS OF IRON O STEEL	NO	197,918	941,538
7312102500	STRND WR IOS FTD W FTTNGS OR MD UP INTO ARTCLS	KG	59,240	206,544
7312103015	STRANDED WIRE FOR PRESTRESSNG CONCRETE IRN/ST EXSS	KG	721,561	849,049
7312103500	STRANDED WIRE OF IRON OR STEEL, NESOI	KG	2,398,065	3,746,376
7312105500	RPS CBL CRDG NT STRD WR IOS FTD/FTNGS O MD TO ARTC	KG	170,851	278,636
7312108500	RPS CBL CRDG NT STRD WR NESOI O IRN O STL	KG	211,678	564,930
7312900000	PLAITED BANDS, SLINGS ETC, IRON OR STEEL NESOI	KG	471,635	711,032
7313000000	BARBED WIRE AND TWISTED WIRE FOR FENCING, IRON/STL	KG	9,628,560	4,760,899
7314120000	ENDLESS BANDS OF STAINLESS STEEL	M2	3,671	41,099
7314130000	ENDLSS BNDS,WOVN IRON/STEEL WIRE CLTH,NT STAINLESS	M2	4,327	54,990
7314140000	OTHER PRODUCTS OF WOVEN STAINLESS STEEL CLOTH	M2	41,901	180,768
7314190000	OTH PRODCTS OF WVN IRN/STEEL WIRE CLTH,NT STAINLSS	M2	89,649	673,875
7314200000	GRILL NETTING FENCING WLD IR/ST WR 3MMCS 100CM2MSH	KG	174,799	412,093
7314310000	OTH GRLL NTTNG A FNCNG WLDD AT INTRSCT GALVNZED ST	KG	51,268	118,915
7314390000	OTH GRLL NTTNG A FNCNG WLDD AT INTRSCT IOS NT GLVN	KG	1,065	9,248
7314410000	OTH GRILL, NETTG FNCG IOS CTD/PL W ZN NESOI NT WLD	KG	21,837	65,965
7314420000	GRILL NETTING FENCING, PLASTIC COATED IOS WR NESOI	KG	36,181	66,195
7314490000	OTH GRILL, NTTNG OR FNCNG NESOI OF IRON OR STEEL	KG	41,174	112,600

TABLE - 1 SHIPMENTS OF MERCHANDISE FROM THE UNITED STATES TO PUERTO RICO,
BY COMMODITY: FISCAL YEAR 2001

COMM CODE	DESCRIPTION	UNIT	QUANTITY	VALUE - $
7314500000	EXPANDED METAL, IRON OR STEEL	M2	106,152	745,440
7315110000	ROLLER CHAIN OF IRON OR STEEL	KG	19,088	170,176
7315120000	ARTCLTD LNK CHAIN NT RLLR CHAIN, IRON OR STEEL	KG	1,654	10,052
7315190000	PARTS OF ARTICULATED LINK CHAIN OF IRON OR STEEL	KG	69,326	277,374
7315200000	SKID CHAIN OF IRON OR STEEL	KG	92,373	282,193
7315810000	STUD LINK CHAIN OF IRON OR STEEL	KG	32,560	73,993
7315822000	WELDED LINK CHAIN OF ALLOY STEEL, NESOI	KG	1,089	8,924
7315826000	WELDED LINK CHAIN OF IRON OR NONALLOY STEEL NESOI	KG	99,820	424,905
7315890000	OTH CHAIN NT WLDD LNK NESOI IRON OR STEEL	KG	26,263	80,986
7315900000	PARTS OF IRN/STL CHAIN EXC ARTICULATED LINK CHAIN	KG	4,612	17,905
7316000000	ANCHORS, GRAPNELS AND PARTS THEREOF, OF IRON/STEEL	X		227,725
7317001000	THUMB TACKS, IRON OR STEEL, INC W OTH MATER HEADS	KG	35,845	71,852
7317009000	NAILS A SMLR ART IOS EXCPT WTH HDS OF COPPER	KG	345,723	619,806
7318110000	COACH SCREWS, THREADED, OF IRON OR STEEL	KG	157,356	982,663
7318120000	OTHER WOOD SCREWS OF IRON OR STEEL, THREADED	KG	2,609	27,193
7318130000	SCREW HOOKS AND SCREW RINGS OF IRON OR STEEL	KG	22,261	191,069
7318140000	SELF-TAPPING SCREWS OF IRON OR STEEL	KG	15,333	1,071,981
7318152000	BOLTS W/WO THEIR NUTS O WSHRS, OF IRON OR STEEL	KG	1,073,338	4,565,411
7318155000	STUDS OF IRON OR STEEL, THREADED	KG	80,507	194,427
7318159000	THREADED FASTENERS NESOI OF IRON OR STEEL	KG	500,825	3,174,074
7318160000	NUTS OF IRON OR STEEL	KG	52,242	333,710
7318190000	THREADED ARTICLES OF IRON OR STEEL, NESOI	KG	182,852	1,125,297
7318210000	SPRING WASHERS AND OTH LOCK WASHERS, IRON OR STEEL	KG	507	53,472
7318220000	WASHERS OTHER THAN LOCK WASHERS, IRON OR STEEL	KG	159,215	584,118
7318230000	RIVETS OF IRON OR STEEL	KG	116,395	1,547,808
7318240000	COTTERS AND COTTER PINS, OF IRON OR STEEL	KG	1	3,750
7318290000	OTH NON-THREADED ARTICLES (FASTNRS) IRN/STL NESOI	KG	184,695	1,124,537
7319100000	SEWING, DARNING OR EMBROIDERY NEEDLES, IRON OR STL	X		152,241
7319200000	SAFETY PINS OF IRON OR STEEL	X		17,083
7319300000	PINS OF IRON OR STEEL NESOI	X		395,607
7319900000	KNITTING NEEDLES AND SIMILAR ARTICLES, IRN/STL NES	X		195,611
7320100000	LEAF SPRINGS AND LEAVES THEREFOR, OF IRON OR STEEL	KG	54,630	130,775
7320201000	HELICAL SPRINGS SUITBLE FR MOTOR-VEHCL SUSP IR/STL	KG	82,546	550,303
7320205000	HELICAL SPRINGS NT FR MOTOR-VEHCL SUSP IRON OR STL	KG	15,768	150,864
7320901000	HAIRSPRINGS OF IRON OR STEEL	KG	3,749	31,554
7320905030	SPRINGS OF IRON OR STEEL WIRE, NESOI	KG	268,254	465,182
7320905060	SPRINGS OF IRON OR STEEL, OTHER THAN OF WIRE NESOI	KG	45,227	630,532
7321111000	PORTBL COOKNG APPLNCS AND PLTE WMRS IOS FR GASFUEL	NO	1,070	136,059
7321115000	NONPORTBL COOKNG APPLNCS AND PLTE WMRS IOS FOR GAS	NO	6,888	1,594,921
7321120000	COOKNG APPLNCS AND PLT WRMRS, IRN/STL FOR LIQ FUEL	NO	1,190	182,262
7321130050	CKNG APPLNCS PLT WRMRS PTBL SLD FUEL,IRON OR STEEL	NO	132	41,018
7321130070	CKNG APPLNCS PLT WRMRS NONPTBL SLD FUEL, IRN O STL	NO	1,447	219,817
7321810000	NONELC DOM APPL NESOI IOS GAS OR GAS A OTH FUEL	NO	108	16,176
7321820000	NONELC DOM APPL NESOI IOS LIQUID FUEL	NO	1,080	169,291
7321906050	PARTS IOS FOR NONELCTRC CKNG APPL A FOR PLT WRMRS	X		47,646
7321906080	PARTS IOS FOR NONELCTRC CKNG APPL, NESOI	X		536,013
7322110000	RADIATORS FOR CENTRL HTNG AND PARTS, CAST IRON	X		43,801
7322190000	RADIATORS FOR CNTRL HTNG AND PARTS, IOS EXC CSTIRN	X		234,005
7322900000	AIR HTRS A HOT AIR DIST NT ELEC HTD WFAN, PRTS IOS	X		316,985
7323100000	IOS WOOL, SCOURING PADS, GLOVES ETC, IRON OR STEEL	KG	49,457	222,978
7323910000	TBL KTCHN OTH HH ARTCLS A PTS CST IRN NT ENMLD	X		603,782
7323920000	OTH TBL, KITCH, HSHLD ARTIC, ENAM CST IRN A PARTS	X		198,722
7323930010	STAINLESS STEEL COOKING AND KITCHENWARE	NO	90,171	4,551,844
7323930080	TBL KTCHN OTH HH ARTCLS A PTS NESOI OF STNLS STEEL	KG	39,173	485,953
7323940000	HH ARTCS A PTS NESOI ENMLD IRN NT CST STL NT STNLS	NO	7,337	92,708
7323990000	HH ARTCS/PTS NESOI NT ENMLD IRN NT CST STL NT STLS	X		820,905
7324100000	SINKS AND WASH BASINS OF STAINLESS STEEL	NO	21,957	1,621,655
7324210000	CAST IRON BATHS ENAMELED OR NOT	NO	5,338	504,072
7324290000	BATHS OF IRON OR STEEL, OTHER THAN CAST IRON	NO	22,261	1,071,442
7324900000	OTHER SANITARY WARE, INCLUDING PARTS, IRN/ST NESOI	X		646,933
7325100000	CAST ARTICLES NESOI OF NONMALLEABLE CAST IRON	KG	57,237	406,483
7325910000	GRINDING BALLS A SIM ARTIC FOR MILLS, CST, IOS NES	KG	20,593	10,000
7325990000	CAST ARTICLES OF IRON OR STEEL NESOI	KG	424,260	1,602,250
7326110000	GRNDNG BLS A SIM ARTIC FR MILLS FRGD/STMPD OF IOS	KG	12,999	90,789
7326190000	OTH ARTIC IOS FRGD OR STMPD, NT FURTH WRKD, NESOI	KG	1,032,757	3,981,365
7326200000	ARTICLES OF IRON OR STEEL WIRE NESOI	X		3,211,324

TABLE - 1 SHIPMENTS OF MERCHANDISE FROM THE UNITED STATES TO PUERTO RICO,
BY COMMODITY: FISCAL YEAR 2001

COMM CODE	DESCRIPTION	UNIT	QUANTITY	VALUE - $
7326901000	OTHER ARTICLES OF TINPLATE, NESOI (NOT HOUSEHOLD)	X		13,589,870
7326903500	CONTAINERS, PERSONAL, IRON OR STEEL	DOZ	10,444	59,326
7326906000	OTH ARTIC IOS, CTD OR PLTD W PREC METAL, NESOI	X		618,952
7326908505	RODS FOR ELECTRICAL GROUNDNG	KG	3,565	111,076
7326908530	HANGERS A SIM SUPPRTS FOR TUBES A PIPES, IRN/STEEL	KG	227,895	460,347
7326908560	LADDERS OF IRON OR STEEL	NO	14,268	311,514
7326908595	OTHER ARTICLES OF IRON OR STEEL NOT WIRE NESOI	KG	2,773,868	10,172,998
	COPPER AND ARTICLES THEREOF.....	TOTAL		23,317,342
7401100000	COPPER MATTES	CKG	43,231	224,584
7402000000	UNREFND CPPR; CPPR ANODS F ELCTROLTC REFINING	KG	43,067	66,322
7403110000	REFINED COPPER CATHODES AND SECTIONS OF CATHODES	KG	17,887	57,509
7403120000	REFINED COPPER WIRE BARS, UNWROUGHT	KG	372,199	831,221
7403130000	BILLETS, REFINED COPPER, UNWROUGHT	KG	4,535	3,667
7403190000	UNWROUGHT REFINED COPPER NESOI	KG	8,226	21,578
7403210000	UNWROUGHT COPPER-ZINC BASED ALLOYS (BRASS)	KG	10,913	81,169
7403220000	UNWROUGHT COPPER-TIN BASED ALLOYS (BRONZE)	KG	12,754	81,042
7403290000	UNWROUGHT COPPER ALLOYS, NESOI	KG	3,017	22,581
7404000020	WASTE AND SCRAP OF REFINED COPPER	KG	552	4,368
7404000045	BRASS WASTE AND SCRAP OVER 0.3 PERCENT LEAD	KG	15,003	32,146
7404000062	WASTE AND SCRAP, BRASS, 0.3 PERCENT OR LESS LEAD	KG	12,771	39,438
7404000080	OTHER COPPER ALLOY WASTE AND SCRAP, NESOI	KG	27,280	77,904
7405000000	MASTER ALLOYS OF COPPER	KG	13,824	24,432
7406100000	COPPER POWDERS OF NON-LAMELLAR STRUCTURE	KG	5,459	18,014
7407100000	BARS, RODS AND PROFILES OF REFINED COPPER	KG	99,503	326,696
7407210000	BARS, RODS AND PROFILES OF BRASS (CU-ZN BASE ALYS)	KG	52,737	257,506
7407220000	BARS RODS PROFILES OF CUPRO-NICKEL OR NICKEL-SILVR	KG	4,704	12,909
7407290000	BARS RODS PROFILES OF OTHER COPPER ALLOYS, NESOI	KG	27,479	115,743
7408113000	REF CU WIRE, MX CRS SCTN DIM OV 9.5MM	KG	108,775	566,665
7408116000	RF CU WIRE, MAX CRSS-SCTNL DIMEN OV 6MM TO 9.5MM	KG	21,208	124,931
7408190000	REF CU WIRE W MAX CRS-SCTN UNDER 6 MM	KG	332,651	951,447
7408210000	WIRE OF COPPER-ZINC BASE ALLOYS (BRASS)	KG	18,849	80,862
7408220000	WIRE OF CUPRO-NICKEL OR NICKEL-SILVER BASE ALLOYS	KG	116,100	1,048,569
7408290000	WIRE OF OTHER COPPER ALLOYS, NESOI	KG	21,417	176,690
7409110000	PLTS SHEETS STRP REFND COPPR OV.15MM THCK, COILS	KG	28,706	149,099
7409190000	PLATES SHEETS STRP REFIND COPPR OV.15MM TH NT COIL	KG	12,555	90,324
7409210000	PLATES SHEETS STRIP OF BRASS OV.15MM THCK IN COILS	KG	56,072	424,423
7409290000	PLATES SHEETS STRIP OF BRASS OV.15MM THCK NT COILS	KG	17,733	220,051
7409390000	PLATES SHEETS STRIP, BRONZE OV .15MM TH NT COILS	KG	5,787	54,329
7409400000	PL SH STR OF CUPRO-NCKL OR NICKEL SILVER	KG	767	11,251
7409900000	PLATES SHEETS STRIP OTH COPPER ALLOYS OV .15MM THK	KG	5,706	42,798
7410110000	COPPER FOIL, NOT BACKED, OF REFINED COPPER	KG	603	13,093
7410120000	COPPER ALLOY FOIL, NOT BACKED, NOT OVER 0.15MM THK	KG	118,381	160,513
7410213000	COPPER CLAD LAMINATES	M2	46,912	415,157
7410216000	FOIL OF REFINED COPPER, BACKED	KG	11,893	117,741
7410220000	COPPER FOIL, BACKED, OF COPPER ALLOYS	KG	11,074	65,331
7411101000	TUBES AND PIPES OF REFINED COPPER, SEAMLESS	KG	407,618	1,885,248
7411105000	TUBES AND PIPES OF REFINED COPPER EXC SEAMLESS	KG	665,730	1,189,181
7411211000	TUBES AND PIPES OF BRASS, SEAMLESS	KG	26,273	123,441
7411215000	TUBES AND PIPES OF BRASS, EXCEPT SEAMLESS	KG	213,489	864,886
7411291000	PIPES AND TUBES OF COPPER ALLOYS, NESOI, SEAMLESS	KG	55,680	281,044
7411295000	PIPES AND TUBES OF COPPER ALLOY NESOI NOT SEAMLESS	KG	119,408	210,750
7412100000	FITTINGS, PIPE AND TUBE OF REFINED COPPER	KG	168,173	473,864
7412200000	COPPER ALLOY TUBE OR PIPE FITTINGS	KG	253,153	1,073,287
7413001000	STR WIRE CU NT INS NT FTD W FTGS A NT MD INTO ARTL	KG	82,379	529,278
7413005000	CABLE, ETC NESOI OF CU NT INS NT MD INTO ARTCLS	KG	663,479	2,535,487
7413009000	STR W ETC OF CU NT INS; W FTTGS OR MDE INTO ARTCLS	KG	147,962	630,879
7414200000	CLOTH OF COPPER WIRE	KG	7,387	39,025
7414900000	OTH CU WIRE CLTH GRLL & NTTNG; EXPANDED MTL OF CU	KG	92,264	528,405
7415100000	CU NLS TCKS DRW PNS STAPLES A SIM ART OR W CU HDS	KG	16,408	42,544
7415210000	COPPER WASHERS INCLUDING SPRING WASHERS NOT THREAD	KG	357	29,731
7415290000	CU SCRWS NTS BLTS RVTS OTH FSTNRS NOT THREADED	KG	19,333	216,485
7415320000	OTHER COPPER SCREWS (NOT FOR WOOD) BOLTS AND NUTS	KG	19,973	183,230
7415390000	OTHER THREADED FASTENERS NESOI OF COPPER	KG	512	47,190
7416000000	COPPER SPRINGS	KG	10,667	560,300

TABLE - 1 SHIPMENTS OF MERCHANDISE FROM THE UNITED STATES TO PUERTO RICO,
BY COMMODITY: FISCAL YEAR 2001

COMM CODE	DESCRIPTION	UNIT	QUANTITY	VALUE - $
7417000000	COOKNG A HEATNG AP DOMST N-ELCTRC A PTS THF COPPER	KG	1,333	5,805
7418190000	OTHR COPPER TABLE,KITCHEN & HOUSEHOLD WARE & PARTS	KG	24,648	58,632
7418200000	SANITARY WARE AND PARTS THEREOF, OF COPPER	KG	254,880	680,372
7419100000	COPPER CHAIN AND PARTS THEREOF	KG	76,128	464,412
7419910010	BRS PLMBG GDS NESOI CST STMPD FRGD NT FRTHR WORKED	KG	221,258	918,767
7419910050	ART CU NESOI CST STMPD MLD FRGD NT FRTHR WORKED	KG	142,394	1,164,167
7419991500	CNTNRS PERSONAL TYPE, OF COPPER	DOZ	622	4,104
7419995010	BRASS PLUMBING GOODS NESOI	KG	181,837	1,035,253
7419995500	OTHER ARTICLES OF COPPER, NESOI	KG	74,113	529,472
	NICKEL AND ARTICLES THEREOF.....	TOTAL	578,212	5,649,306
7504000010	NICKEL POWDERS	KG	2,715	5,149
7505110000	NICKEL BARS, RODS AND PROFILES, NOT ALLOYED	KG	6,122	43,727
7505120000	BARS, RODS AND PROFILES OF NICKEL ALLOYS	KG	500	5,585
7505210000	WIRE OF NICKEL, NOT ALLOYED	KG	5,452	9,500
7505220000	WIRE OF NICKEL ALLOYS	KG	27,534	4,719,292
7506101500	PLATES, SHEETS AND STRIP OF NICKEL, NOT ALLOYED	KG	143,639	132,752
7506105000	FOIL OF NICKEL, NOT ALLOYED	KG	54,988	60,014
7506201500	PLATES, SHEETS AND STRIP OF NICKEL ALLOYS	KG	102,056	235,610
7506205000	FOIL, NICKEL ALLOY	KG	162,777	153,681
7507110000	PIPES AND TUBES OF NICKEL, NOT ALLOYED	KG	12,910	104,215
7507120000	PIPES AND TUBES OF NICKEL ALLOYS	KG	9,161	22,000
7507200000	TUBE OR PIPE FITTINGS OF NICKEL	KG	772	8,095
7508100000	CLOTH, GRILL AND NETTING OF NICKEL WIRE	KG	82	3,360
7508900000	OTHER ARTICLES OF NICKEL, NESOI	KG	49,504	146,326
	ALUMINUM AND ARTICLES THEREOF.....	TOTAL		77,669,438
7601100000	UNWROUGHT ALUMINUM, NOT ALLOYED	KG	46,354	154,928
7601209030	UNWROUGHT ALUMINUM VANADIUM MASTER ALLOY	KG	1,396	4,666
7601209045	OTH UNW AL ALLOY OF UNIFM C-S THRU IT LNTH NT COIL	KG	1,922	13,206
7601209500	OTHER UNWROUGHT ALUMINUM ALLOYS, NESOI	KG	86,298	379,536
7602000030	ALUMINUM USED BEVERAGE CONTAINER SCRAP	KG	21,721	37,630
7602000090	AL WASTE AND SCRAP OTHER THAN USED BEV CONT SCRAP	KG	41,817	155,977
7603100000	ALUMINUM POWDERS OF NON-LAMELLAR STRUCTURE	KG	51,367	131,606
7604101000	ALUMINUM PROFILES NOT ALLOYED	KG	1,933,774	3,616,399
7604103010	AL BAR, ROD, NT ALOY RND C-S OTSD DIA OF LES THN 1	KG	13,569	48,096
7604103050	AL BAR, ROD, NT ALOY RND C-S OTSD DIA OF 10MM OR M	KG	820,614	3,294,270
7604105030	AL BR-RD NT AL HA OT TH R C-S W MX C-S DI L T 10MM	KG	10,603	79,857
7604105060	AL BR-RD N AL HA OT TH R C-S W M C-S D 10MM O MORE	KG	508	3,388
7604210000	ALUMINUM ALLOY HOLLOW PROFILES	KG	24,858	572,410
7604291000	ALUMINUM ALLOY PROFILES NOT HOLLOW	KG	781,056	2,746,683
7604293010	AL ALY BR-RD HA RD C-S WI OTSI DIA OF LES TH 10MM	KG	109	5,030
7604293050	AL ALY BR-RD HA RD C-S WI OTSI DIA OF 10MM OR MORE	KG	13,715	30,250
7604295030	ALM AL BR RDS NT R CRS MX DM UN 10MM	KG	36,606	137,000
7605110030	AL WIR NT ALY OF WHI TH MAX C-S DIM EXCEEDS 9.5MM	KG	5,443	17,101
7605110090	AL WIR NT ALY OF WHI TH MAX C-S DIM IS 7-9.5MM	KG	23,728	46,108
7605190000	AL WIR NT ALY OF WHI TH MAX C-S DIM IS 7MM OR LESS	KG	69,964	70,250
7605290000	AL WIR NT ALY OF WHI TH MAX C-S DIM IS 7MM OR LSS	KG	1,046	3,686
7606113030	ALUM PLT SHT STRP REC/SQ NAL NT CLD OV 6.3MM THCK	KG	47,717	405,505
7606113060	ALUM PLT SHT STRP REC/SQ NAL NT CL OV.2-6.3MM THK	KG	2,893,424	6,750,473
7606116000	ALUM PLT SHT STRP REC O SQR NT ALY CLAD OV .2MM TH	KG	50,005	174,251
7606123030	ALUM PLT SHT STRP REC O SQR ALY NT CL OV 6.3MM THK	KG	241,344	468,806
7606123070	PLTS SHT STRP ALUM ALYS RECT/SQR NCLD OV.2-6.3MM T	KG	750,098	1,918,445
7606126000	AL PLA SHE A STR REC IN SQ ALLOY CLAD OV 0.2MM THK	KG	6,804	40,797
7606910050	OTH PLATES, SHTS A STRP ALUM NT ALY OV 6.3MM THCK	KG	8,086	47,530
7606910070	CIRCLES AND DISCS, ALUM NT ALLOYD, 6.3MM OR LS THK	KG	21	2,640
7606910090	OTH NONRECT PLTS SHTS A STRP ALUM NT ALY 6.3MMOL T	KG	5,727	28,727
7606920050	OTH NONRECT PLTS SHTS STRP ALUM ALYS OV 6.3MM THCK	KG	12,570	74,738
7606920090	OTH NONRECT PLTS SHTS STRP ALUM ALYS 6.3MM O LS TH	KG	34,002	189,741
7607113000	AL FOIL NT BKD RLD NT OV 0.01MM THK	KG	202,900	624,084
7607116000	AL FL NT BCKD ETC OV 0.01MM BT NT OV 0.15 THCK	KG	144,124	1,648,242
7607119000	ALUM FOIL NT BCKD NT OV 0.2MM THK NESOI	KG	549,858	1,792,797
7607190000	ALUMINUM FOIL NOT BACKED NOT OVR .2MM THCK, WORKED	KG	466,347	1,389,022
7607200000	ALUMINUM FOIL NOT OVER 0.2MM THICK, BACKED	KG	1,143,092	5,080,171

TABLE - 1 SHIPMENTS OF MERCHANDISE FROM THE UNITED STATES TO PUERTO RICO,
BY COMMODITY: FISCAL YEAR 2001

COMM CODE	DESCRIPTION	UNIT	QUANTITY	VALUE - $
7608100030	ALUM TUBES AND PIPES NOT ALLOY SEAMLESS	KG	11,369	49,307
7608100090	AL TBS A PPS EXC SMLSS NT ALLOYED	KG	275,607	1,640,455
7608200030	TUBES AND PIPES, ALUMINUM ALLOY, SEAMLESS	KG	14,850	117,872
7608200090	TUBES AND PIPES ALUM AL EXCPT SEAMLESS	KG	17,014	61,786
7609000000	ALU TUB OR PIP FIT (COUPLINGS ELBOWS SLEEVES)	KG	48,893	378,191
7610100000	ALU DOR WIN AND THEIR FRA AND THRES FOR DOORS	KG	1,819,214	5,981,405
7610900020	OT AL SHT-MET ROOF SID FLR AND RF GUT A DRA EQUP	KG	359,124	770,725
7610900040	OTHER ALUMINUM-ARCHITECTURAL AND ORNAMENTAL WORK	KG	521,918	4,966,832
7610900050	OTH ALUM STRCTRS A PRTS; AL PLTS TBS ETC FOR STRTR	KG	1,518,594	4,794,415
7611000030	ALUMINUM TANKS W CPCTY EXCEEDING 300 LITERS	NO	37	454,986
7611000090	ALUMINUM CONTAINERS, NESOI CAP OV 300 LITERS	NO	4,940	355,939
7612100000	ALUMINUM COLLAPSIBLE TUBULAR CONTAINERS NT OV 300L	NO	2,873,121	966,113
7612901030	ALUM CANS OF A CAPACITY NT EXCDG 355 ML	NO	1,296,411	1,165,893
7612901060	OT AL CN OF A CP EX 355ML BU LS TH 3.8 LITERS	NO	108,986	272,811
7612909000	OTHER ALUMINUM CONTAINERS CAPACITY 3.8-300 LITERS	NO	40,170	355,274
7613000000	ALUMINUM CONTAINERS FOR COMPRESSED OR LIQUEFID GAS	NO	1,441	208,042
7614100000	STRANDED WIRE ETC OF ALUMINUM WITH STEEL CORE	KG	100,182	396,408
7614901000	STR WIRE ETC W/O ST CR NT FTD W FTGS NT MD INT ART	KG	129,721	405,326
7614905000	STR WIRE ETC W/O ST CR FTTD OR MADE INT ARTCLS	KG	34	2,986
7615110000	ALUM POT SCOURS, SCOURNG/POLISHNG PADS/GLOVES, ETC	KG	25,688	213,802
7615192000	ALUM CKG KTCHWR CST NT SCOURRS/PLSHNG PDS, AND PTS	NO	99,821	1,097,790
7615194000	ALUM CKNG KTCHNWR NT CAST NT SCOURRS/POL PDS,& PTS	NO	132,951	974,420
7615199000	ALUM TBLE KTCHN OTH HSHOLD ARTCLS AND PTS THEREOF	KG	166,583	838,851
7615200000	ALUMINUM SANITARY WARE AND PARTS THEREOF	KG	73,363	311,978
7616101000	ALUM NAILS TACKS STAPLES NT 8305	KG	1,954,912	3,157,090
7616103000	ALUMINUM RIVETS	KG	67,574	333,912
7616105000	ALUMINUM COTTERS AND COTTER PINS	KG	92	16,851
7616106000	THREADED FASTENERS OF ALUMINUM	KG	3,744	96,065
7616108000	ALUMINUM COTTRS, COTTR-PNS, WASHRS A SIMLR ARTICLS	KG	3,890,593	5,150,648
7616910000	CLOTH, GRILL, NETTING AND FENCING OF ALUMINUM WIRE	KG	599,279	1,628,344
7616995030	ALUMINUM LADDERS	NO	17,839	845,915
7616995040	ALUMINUM VENETIAN BLINDS AND PARTS THEREOF	X		32,793
7616995050	ALUMINUM HANGERS AND SUPPORTS FOR PIPES AND TUBES	KG	138,785	571,389
7616995060	ALUMINUM CASTINGS	KG	85,563	1,087,244
7616995070	ALUMINUM FORGINGS	KG	18,730	336,255
7616995080	ARTICLES OF ALUMINUM WIRE NESOI	KG	248,192	1,075,617
7616995095	ARTICLES OF ALUMINUM NESOI	KG	617,920	4,371,662
	LEAD AND ARTICLES THEREOF.....	TOTAL	197,945	673,911
7801100000	REFINED LEAD, UNWROUGHT	KG	6,145	79,660
7802000030	LEAD WASTE SCRAP OBTAINED FR LEAD-ACID STORAGE BAT	KG	29,656	98,000
7802000060	LEAD WASTE OTH THAN OBTAINED FRM LEAD-ACID STG BAT	KG	3,704	63,000
7803000000	LEAD BARS RODS PROFILES AND WIRE	KG	30,007	123,888
7804110000	LEAD SHEET, STRIP A FOIL NT OVR 0.2 MM THICK	KG	46	14,552
7804190000	LEAD PL SH STR FL OVR 0.2 MM THICK	KG	2,089	9,777
7804200000	LEAD POWDERS AND FLAKES	KG	9,753	9,331
7805000000	LEAD PIPES A TUBES INCL FITTINGS THEREFOR	KG	2,996	12,268
7806000000	OTHER ARTICLES OF LEAD, NESOI	KG	113,549	263,435
	ZINC AND ARTICLES THEREOF.....	TOTAL	273,541	847,947
7901120000	UNWROUGHT ZINC, NOT ALLOYED, UNDER 99.99 PCT ZINC	KG	61,108	64,773
7901200000	ZINC ALLOYS, UNWROUGHT	KG	118	3,891
7903100000	ZINC DUST	KG	631	2,571
7903900000	ZINC POWDERS AND FLAKES	KG	2,288	20,569
7904000000	ZINC BARS, RODS, PROFILES AND WIRE	KG	53,911	90,631
7905000000	ZINC PLATES, SHEET, STRIP AND FOIL	KG	22,192	46,202
7906000000	ZINC TUBES, PIPES AND TUBE OR PIPE FITTINGS	KG	10,123	35,448
7907001000	ZNC ARTS HH TBL KTCHN INCL TLT A SANI WR	KG	6,354	25,997
7907006000	ZINC ARTICLES, NESOI	KG	116,816	557,865
	TIN AND ARTICLES THEREOF.....	TOTAL		3,789,654
8001100000	TIN, UNWROUGHT, NOT ALLOYED	KG	1,199	9,477
8001200000	UNWROUGHT TIN ALLOYS	KG	17,785	122,455

TABLE - 1 SHIPMENTS OF MERCHANDISE FROM THE UNITED STATES TO PUERTO RICO,
BY COMMODITY: FISCAL YEAR 2001

COMM CODE	DESCRIPTION	UNIT	QUANTITY	VALUE - $
8002000000	TIN WASTE AND SCRAP	KG	58	2,695
8003000000	TIN BARS, RODS, PROFILES AND WIRE	KG	31,206	135,002
8004000000	TIN PLATES, SHEET AND STRIP OVER 0.2 MM THICK	KG	278,769	1,717,609
8005002000	TIN POWDERS AND FLAKES	KG	5,043	26,679
8006000000	TIN TUBES AND PIPES INCLDG PIPE A TUBE FITTINGS	KG	11,930	70,105
8007000000	OTHER ARTICLES OF TIN, NESOI	X		1,705,632
	OTHER BASE METALS;CERMETS; ARTICLES THEREOF.....	TOTAL	221,570	3,451,690
8101100000	TUNGSTEN (WOLFRAM) POWDERS	KG	7,259	142,200
8101910000	TUNGSTEN, UNWROUGHT, AND WASTE AND SCRAP	KG	3,417	13,664
8101920000	TUNGSTN BRS, RDS (EXC SINTRD),PROFL PLT SHT STP FL	KG	142	30,495
8101930000	TUNGSTEN WIRE	KG	6,138	412,916
8101990000	TUNGSTEN, WROUGHT, NESOI	KG	914	26,004
8102920000	MOLYBDM BRS, RDS EXC SINTRED, PROFL PLT SHT STP FL	KG	141	25,009
8102990000	MOLYBDENUM, WROUGHT	KG	1,426	46,290
8103106030	TANTALUM POWDERS	KG	40	12,554
8103900000	TANTALUM, WROUGHT	KG	291	330,496
8104190000	MAGNESIUM, OTHER, NESOI, UNWROUGHT	KG	79,736	644,600
8104200000	MAGNESIUM WASTE AND SCRAP	KG	10,001	25,000
8104300000	MAGNSM RSPGS, TRNGS A GRNLS, GRD TO SZ; PWDRS	KG	3,180	29,913
8104900000	MAGNESIUM, WROUGHT	KG	651	16,815
8105100000	COBALT, UNWROUGHT, WASTE A SCRP, PWDRS, MATTES ETC	KG	12	2,769
8105900000	COBALT, WROUGHT, AND ARTICLES THEREOF	KG	1,477	93,995
8106000000	BISMUTH AN ARTLS, INCLD WASTE AND SCRAP	KG	1,612	113,850
8108105060	BLOOMS, SHEET BARS AND SLABS, TITANIUM	KG	221	4,412
8108105075	OTHER UNWROUGHT TITANIUM; TITANIUM POWDERS	KG	96	14,150
8108906030	TITANIUM BARS, RODS, PROFILES AND WIRE	KG	32,873	895,324
8108908000	OTHER WROUGHT TITANIUM, NESOI	KG	4,135	190,528
8109900000	ZIRCONIUM AND ARTICLES THEREOF NESOI	KG	30,219	48,400
8112116000	OTHER UNWROUGHT BERYLLIUM; BERYLLIUM POWDERS	KG	344	6,392
8112990000	ARTS OF GA HAF IND NIOB RHEN THALL NESOI INC WRGHT	KG	37,245	325,914
	TOOLS, IMPLEMENTS,CUTLERY, SPOONS AND FORKS, OF BASE METAL; PARTS THEREOF OF BASE METAL.....	TOTAL		42,379,628
8201100000	SPADES AND SHOVELS AND PARTS THEREOF OF BASE METAL	X		338,384
8201200000	FORKS AND PARTS BSE MTL AGRIC HORTIC FORSTRY	X		184,976
8201300000	MATTOCKS,PICKS,HOES AND RAKES,A PTS, OF BSE MTL	X		56,240
8201400000	AXS BL HKS SMLR HWNG TLS A PRTS, BS MTL	X		15,185
8201500000	ONE-HND SCTRS A SMLR ONE-HND PRNRS/SHRS INC PLTRY	X		18,359
8201600000	HDGE SHRS, 2-HND SHEARS A PTS	X		5,176
8201900000	OTH HNDTLS FR AGRIC,FRSTRY A PRTS, BS MTL	X		743,922
8202100000	HANDSAWS AND PARTS EXCEPT BLADES, BASE METAL	X		130,922
8202200030	METAL CUTTING BANDSAW BLADES OF BASE METAL	X		59,443
8202200060	BANDSAW BLADES EXC MTL CTTING, PARTS, BASE METAL	X		279,719
8202310001	CIRC SAW BLDS BSE MTL W WRKNG PT OF STEEL	X		35,636
8202390000	CIRC SAW BLADES,BSE MTL,WRKNG PT OTH THN STL,PRTS	X		19,184
8202400000	CHN SW BLDS (LNGTHS O CT TO SZ) A PTS, BS MTL	X		46,721
8202910000	STRAIGHT SAW BLADES FOR WORKING METAL, BASE METAL	X		31,875
8202990000	OTHER SAW BLADES AND PARTS, BASE METAL	X		384,164
8203100000	FILES, RASPS AND SIMILAR TOOLS, OF BASE METAL	DOZ	5,774	92,442
8203202000	TWEEZERS BASE METAL	X		140,333
8203205000	PLIERS OF BASE METAL	X		166,548
8203206060	PNCRS A SMLR TLS EX PLRS O TWZRS, BS MTL	X		596,817
8203208000	PTS FR PLRS (NT SJ) PNCRS A SMLR BMTL	X		676,117
8203300000	METAL CUTTING SHEARS AND SIMILAR TOOLS, AND PARTS	X		754,963
8203400000	PP CTTRS BLT CTTRS PERFT PNCHS SMLR A PTS, BS MTL	X		608,817
8204110030	OPN-END,BX A COMB OPN-END A BX WRNCHES, BMTL	NO	4,238	38,453
8204110060	HND-OP SPNRS A WRNCHES NONADJ,PTS,BMTL,OTHER	X		106,824
8204120000	HND-OP SPNRS A WRNCHES ADJUSTBLE,PTS,BS MTL	X		49,285
8204200000	SCKT WRNCHS W/WO HNDLS,DRVS,A EXTNSNS,PTS, BS MTL	X		332,347
8205100000	DRILLING, THREADING OR TAPPING TOOLS A PTS, BS MTL	X		248,893
8205200000	HAMMERS A SLEDGE HAMMERS A PARTS, BASE METAL	X		522,223

TABLE - 1 SHIPMENTS OF MERCHANDISE FROM THE UNITED STATES TO PUERTO RICO,
BY COMMODITY: FISCAL YEAR 2001

COMM CODE	DESCRIPTION	UNIT	QUANTITY	VALUE - $
8205300000	PLNS CHSLS A SMLR CTTNG TLS FR WDWRKNG,PTS,BS MTL	X		67,784
8205400000	SCREWDRIVERS,AND PARTS THEREOF, BASE METAL	X		361,942
8205510000	HOUSEHOLD TOOLS AND PARTS THEREOF, BASE METAL	X		928,369
8205591000	PIPE TOOLS AND PARTS THEREOF, BASE METAL	X		93,241
8205592000	POWDER-ACTUATED HANDTOOLS AND PARTS, BASE METAL	X		1,290,245
8205599000	HANDTOOL INCL GLASS CUTTER & PARTS BASEMETAL NESOI	X		2,068,304
8205600000	BLOW TORCHES A SMLR SELF-CNTND TORCHES, PARTS	X		11,158
8205700010	VISES OF BASE METAL	NO	2,136	24,373
8205700090	CLAMPS AND SIMILAR HANDTOOLS, NOT VISES, AND PARTS	X		435,894
8205800000	ANVS,PFRGS,HD/PD-OP GRND WHLS W/FRMWRK;BM PTS THOF	X		9,070
8205900000	SETS OF ARTS OF 2 OR MORE OF FORGO SBHDNG HND TLS	PCS	176,698	402,014
8206000000	TOOLS OF 2 OM OF HDG 8202-8205, STS FR RTAIL SALE	PCS	212,140	526,670
8207130000	RCK DRLNG EARTH BORNG TLS WRKNG PT CERMETS, & PTS	X		2,788,901
8207191030	PERCSN RCK DRLL BTS CORE BTS REAMRS,BS MTL, & PRTS	NO	12,619	170,649
8207192030	ROTRY DRLL BTS, CORE BTS REAMRS, BSE METL, AND PTS	NO	4,412	209,999
8207195030	ROCK DRILLNG/EARTH BORNG TOOLS,BSE MTL,NESOI,PTS	X		389,501
8207200000	DIES DRW O EXTR MTL A PTS THRF	X		985,821
8207303000	PRSG STMPG PNCH TLS STBL F CTG MTL A PT	X		1,766,527
8207306030	STMPG DIES A PTS NT SUTBL F CTG MTL	X		1,816,072
8207306060	DIES MTL FORMG A THRD ROLLG A PTS	X		393,357
8207306075	DIES F CTTG CLTH LTHR PPR A PTS	NO	3	16,462
8207306090	TLS PR ST PU NESOI NT MTL CTG	X		3,253,379
8207400000	TOOLS FOR TAPPING OR THREADING, PTS, OF BS MTL	X		228,778
8207502030	MASONRY DRILLS W CUTTING PART OF SPEC METAL CNTNTS	X		17,640
8207502055	OTHER TWIST DRLS W CUTTING PART OF SPEC METAL CNT	NO	8,578	18,013
8207502080	OTH DRILLNG TOOLS W CUTTING PART OF SPEC METAL CNT	NO	5,791	50,291
8207504030	TWIST DRLLS FOR HND O MCH TLS STBLE FOR CTTNG METL	NO	11,406	31,092
8207504060	INTCHBL DRLLNG TLS FOR HND O MCH TLS, METL-CUTTING	X		313,327
8207506000	HNDTLS FOR DRILLNG, NT FOR RCK O CUT METL PTS THRF	X		289,041
8207508000	TOOLS FOR DRILLING, NESOI, AND PARTS THEREOF	X		1,155,939
8207600030	BROACHES	NO	33	10,516
8207600060	OTHR BORING TOOLS NESOI AND PARTS THROF	NO	4,612	120,322
8207701000	END MILLING CUTTERS OF BASE METAL	X		42,537
8207705000	INTRCHG TLS F HNDTLS F MLLNG NESOI, PTS F ALL B MT	X		136,412
8207800000	INTRCHG TLS F HNDTLS F TURNING, BS MTL	X		26,449
8207901500	FILES A RASPS INC RTRY INTRCHNGBLE, AND PARTS	X		195,680
8207907540	ROUTER BITS	X		122,405
8207907550	CUTTERHEADS FOR WOODWORKNG, WITH INTRCHNGBLE TOOLS	X		10,523
8207907570	INTRCHBL TLS FOR HND O MCH TLS, BASE MTL PRTS THRF	X		1,177,205
8208100000	KNVS A CTTNG BLDS F MTL WRKNG A PRTS	X		85,874
8208200000	KNVS A CTTNG BLDS F WOOD WRKNG A PRTS	X		16,085
8208300000	KNS A CTTNG BLDS F KTCHN APPLN O FD IND MACH A PTS	X		1,871,950
8208400000	KNVS A CTTNG BLDS F AGRIC O FRSTRY MACH, A PTS	X		50,176
8208900000	OTH KNVS A CTTNG BLDS F MACH OR MECH EQP, PTS B MT	X		142,913
8209000030	PLTS STCKS TPS ETC FOR TOOLS UNMNTD OF SNTRD CRBDS	KG	44,365	211,871
8209000060	PLATES STCKS TIPS ETC FOR TOOLS UNMNTD OF CERMETS	KG	643	248,029
8210000000	HND-OP MECH APPL 10KG OR LSS,FD/DRK PRP/CON/SRV PT	X		387,698
8211100000	STS ASSTD KNVS, BLDS A BM PTS, NT KNVS OF 8208	PCS	2,564	11,133
8211910001	TABLE KNIVES HAVING FIXED BLADES	X		37,862
8211920001	OTHER KNIVES HAVING FIXED BLADES	X		305,869
8211930001	KNIVES HAVING OTHER THAN FIXED BLADES	NO	3,266	10,871
8211940000	BLADES FOR KNIVES	NO	31,688	144,514
8211950000	HANDLES BS MTL FR KNIVES WTH CUTTNG BLADES NT 8208	X		19,659
8212100000	RAZORS	NO	20,553,761	5,270,234
8212200000	SAFETY RAZOR BLADES AND BLADE BLANKS IN STRIPS	NO	31,718,271	1,835,552
8212900000	PARTS FOR RAZORS EXC BLADES	X		164,537
8213000000	SCSSRS,TLRS A SMLR SHRS, BLDS A OTH BS MTL PTS	NO	48,926	179,860
8214100000	PPR KNVS LTR OPNRS ERSNG KNVS PNCL SHPNRS, BM PTS	NO	9,796	24,345
8214200000	MNCR OR PDCR STS A INSTMNTS INC NL FLS A PTS	X		342,515
8214900000	OTHER ARTICLES OF CUTLERY NESOI A BASE METAL PARTS	NO	118,374	418,906
8215100000	STS ASSTD TBLWR AT LST 1 PREC MTL PLTD, BM PARTS	PCS	773	32,594
8215200000	SETS ASSRTD TBLWR NOT PREC MTL, INC BS MTL PRTS	PCS	459,628	239,810
8215910000	SPNS FRKS LDLS ETC, BS MTL PTS, PRC MTL PLTD,NT ST	X		102,007
8215990000	SPNS FRKS LDLS ETC,BS MTL PTS,NT PRC MTL PLT,NT ST	X		1,584,894
	MISCELLANEOUS ARTICLES OF BASE METAL.....	TOTAL		127,700,502

TABLE - 1 SHIPMENTS OF MERCHANDISE FROM THE UNITED STATES TO PUERTO RICO,
BY COMMODITY: FISCAL YEAR 2001

COMM CODE	DESCRIPTION	UNIT	QUANTITY	VALUE - $
8301100000	PADLOCKS OF BASE METAL	DOZ	9,792	377,435
8301200000	LOCKS OF A KIND USED ON MOTOR VEHICLES, BASE METAL	KG	32,358	119,375
8301300000	BASE METAL LOCKS OF A KIND USED FOR FURNITURE	KG	810,807	3,733,543
8301403000	LUGGAGE LOCKS, BASE METAL	DOZ	874	19,843
8301406030	DOOR LOCKS, LOCKSETS AND OTH BS MTL LOCKS FR DOORS	KG	87,610	841,979
8301406060	OTHER LOCKS OF BASE METAL, NESOI	KG	17,617	391,253
8301500000	CLASPS AND FRAMES W CLASPS, INC LOCKS, BASE METAL	KG	448	8,615
8301600000	PARTS OF LOCKS, BASE METAL	KG	4,805	117,182
8301700000	KEYS PRESENTED SEPARATELY	KG	11,633	256,687
8302103000	HINGES AND PARTS FOR MOTR VEHCLS IR/ST, ALUM, ZINC	KG	119,428	1,861,143
8302104030	HINGES AND PARTS, BASE METAL, FOR DOORS	KG	119,471	834,266
8302104060	HINGES AND PARTS, BASE METAL, FOR FURNTR A CABINTS	KG	51,926	905,847
8302104090	OTHER HINGES AND PARTS THEREOF OF BASE METAL NESOI	KG	5,761,546	13,033,810
8302200000	CASTORS, AND PARTS THEREOF, OF BASE METAL	KG	1,928	21,979
8302300000	OTH BS METL MOUNTNGS FTTNGS ETC FOR MOTOR VEHICLES	KG	1,191,378	2,707,032
8302413000	DOOR CLSRS (EXC ATMTC) A PTS, BS MTL, FOR BUILDING	KG	54,549	451,195
8302418035	OTH BASE METL MOUNTNGS FTTNGS ETC FOR DOORS	KG	18,487	212,993
8302418055	OTH BASE METL MNTNGS FTTNGS ETC	KG	51,207	210,464
8302418075	OTH BS METL MNTNGS FTTNGS ETC FOR BUILDINGS, NESOI	KG	1,207,139	3,854,548
8302420000	OTH BASE METL MOUNTNGS FTTNGS ETC FOR FURNITURE	KG	287,726	1,415,572
8302494500	OTH BS METL MNTNGS, FTTNGS ETC FOR VEHICLES	KG	23,468	1,376,617
8302497500	OTHER BASE METAL MOUNTINGS, FITTINGS ETC, NESOI	KG	1,978,018	5,127,624
8302500000	HAT-RACKS HAT PEGS BRCKTS ETC PARTS, BASE METAL	KG	199,256	1,058,003
8302600000	BASE METAL AUTOMATIC DOOR CLOSERS AND PARTS	KG	81,464	621,497
8303000000	SAFES, CASH OR DEED BOXES ETC A PRTS, BASE METAL	KG	1,268,105	2,978,747
8304000000	OFFICE AND DESK EQUIP A PRTS, OF BASE METAL	KG	522,708	1,362,811
8305100000	BASE METAL FITTINGS FOR LOOSELEAF BINDERS OR FILES	KG	9,319	31,258
8305200000	STAPLES IN STRIPS, OF BASE METAL	KG	34,632	184,978
8305900000	BS METL LETTR A PAPER CLIPS OTH OFFC ARTIC A PARTS	KG	641,530	18,466,890
8306100000	BELLS, GONGS AND THE LIKE, AND PARTS, BASE METAL	KG	3,638	53,120
8306210000	STATUETTES A OTH ORNAMNTS A PRTS PLTD W PREC METAL	KG	1,206	37,008
8306290000	STATUETTES A OTH ORNMNTS A PRTS, BS METL NT PM PLT	KG	65,540	171,975
8306300000	PHOTO, PCTR A SIM FRAMES, MIRRORS, PRTS, BASE METL	KG	268,140	976,324
8307100000	FLEXIBLE TUBING OF IRON OR STEEL	KG	150,835	2,454,856
8307900000	FLEXIBLE TUBING OF BASE METAL NOT IRON OR STEEL	KG	189,176	1,612,692
8308100000	HOOKS, EYES AND EYELETS, OF BASE METAL	KG	54,010	812,995
8308200000	TUBULAR OR BIFURCATED RIVETS OF BASE METAL	KG	1,185	36,800
8308906000	BUCKLES AND BUCKLE CLASPS A PARTS, BASE METAL	KG	533,397	23,559,491
8308908000	CLSPS, FRMS W CLSPS ETC BDS A SPNGLS, BASE METAL	KG	79,215	668,021
8309100000	CROWN CORKS INC SEALS AND CAPS, A PRTS, BASE METAL	KG	74,229	727,982
8309900000	STOPPERS, CAPS, LIDS, SEALS ETC NES, PRTS, BS METL	KG	1,878,077	30,268,839
8310000000	SGN PLTS NOS A SMBLS ET BM EXCPT OF HDG 9405	KG	215,797	1,705,901
8311100000	COATED ELECTRODES, BASE METAL, FOR ELEC ARC-WELDNG	KG	67,969	172,283
8311200000	CORED WIRE OF BASE METAL, FOR ELECTRIC ARC-WELDING	KG	106,556	651,036
8311303000	LEAD-TIN SOLDERS (COATED RODS AND CORED WIRE)	KG	136,085	549,872
8311306000	COATED RODS A CORED WIRE, BS METL, NES FR SOLDR ET	KG	24,203	344,271
8311900000	WIRE ETC CTD/CRD W FLUX FR WLD ETC A PRTS NESOI	KG	84,226	313,850
	MACHINERY AND MECHANICAL APPLIANCES; ELECTRICAL EQUIPMENT;PARTS THEREOF; SOUND RECORDERS AND REPRODUCERS, TELEVISION IMAGE AND SOUND RECORDER, AND REPRODUCERS, AND PARTS AND ACCESSORIES OF SUCH ARTICLES.....	TOTAL		3,654,519,775
	NUCLEAR REACTORS,BOILERS,MACHINERY AND MECHANICAL APPLIANCES; PARTS THEREOF.....	TOTAL		1,712,136,229
8401100000	NUCLEAR REACTORS	T	33	1,085,950
8401200000	ISOTOPIC SEPARATION MACHINERY, APARATUS AND PARTS	T	137	918,441
8401300000	FUEL ELEMENTS (CARTRIDGES)NON-IRRADIATED, AND PART	X		90,858
8401400000	PARTS OF NUCLEAR REACTORS	T	257	1,523,743
8402110000	WATERTUBE BOILERS STEAM PRODUCTION EXC 45 T PER HR	T	28	164,223
8402120000	WATERTUBE BOILERS STEAM PRODUCTION <45 T PER HOUR	T	7	46,370

TABLE - 1 SHIPMENTS OF MERCHANDISE FROM THE UNITED STATES TO PUERTO RICO,
BY COMMODITY: FISCAL YEAR 2001

COMM CODE	DESCRIPTION	UNIT	QUANTITY	VALUE - $
8402190000	VAPOR GENERATING BOILERS, NESOI, INCLUDING HYBRID	T	609	1,226,058
8402200000	SUPER-HEATED WATER BOILERS	T	18	116,382
8402900010	HEAT EXCHANGERS	T	355	1,600,971
8402900090	PTS FOR STEAM,VAPOR GENERATING,SUPER-HEAT WTR BLRS	X		16,283,483
8403100000	CENTRAL HEATING BOILERS	NO	96	1,291,416
8403900000	PARTS FOR CENTRAL HEATING BOILERS	X		257,509
8404100010	ECONOMIZERS FOR USE WITH BOILERS OF HEAD 8402-8403	T	9	118,460
8404100050	AUX PLANT FOR USE WITH BLRS HDG 8402-8403,NOT ECON	T	196	2,475,953
8404200000	CONDENSERS FOR STEAM OR OTHER VAPOR POWER UNITS	T	391	3,715,665
8404900000	PARTS FOR AUX PLT FOR BLRS,COND FOR STM,VPR PR UNT	X		823,658
8405100000	PRODUCER GAS,WTR GAS,ACETYLENE GAS,WTR PRO GAS GEN	X		1,481,716
8405900000	PTS,PROD GAS,WTR GAS,ACETYLENE GAS,WTR PRO GAS GEN	X		85,949
8406101000	STEAM TURBINES FOR MARINE PROPULSION	NO	3	145,583
8406109000	VAPOR TURBINES EXC STEAM, FOR MARINE POPULSION	NO	24	272,186
8406900040	PARTS FOR STEAM TURBINES	X		5,243,272
8406900080	PARTS FOR OTHER THAN STEAM VAPOR TURBINES	X		994,946
8407100020	SPK-IGN RECIP OR ROT INT COMB PST A/C ENG,<373 KW	NO	2	7,678
8407100040	SPK-IGN RECIP OR ROT INT COMB PST A/C ENG,=>373 KW	NO	2	10,067
8407100060	SPK-IGN RECIP OR ROT INT COMB PST A/C ENG, USED	NO	8	119,037
8407100090	SPK-IGN REC OR ROT INT COM PST TYP A/C ENG EXC CIV	NO	3	50,670
8407210000	OUTBOARD ENGINES FOR MARINE PROPULSION	NO	374	1,404,769
8407290010	SPK-IGN REC OR ROT INT COM PST ENG,MAR,IN/OUTBOARD	NO	41	133,226
8407290050	INBOARD ENG WITH INBOARD DRIVE F MARINE PROPULSION	NO	3	12,001
8407310000	SPRK-IGN PISTON ENG F VEH OF HDG 87,NOT EXC 50 CC	NO	253	114,947
8407322000	SP-IG ENG F RD TR,BUS,AUTO,TRUCK, >50 BUT =<250 CC	NO	5	83,451
8407325000	SP-IGN REC PISTON ENG,>50 BUT =<250 CC, NESOI	NO	9	49,472
8407332000	SP-IG ENG F RD TR,BUS,AUTO,TRCK,>250 BUT =<1000CC	NO	82	300,000
8407335000	SP-IG REC PISTON ENG, >250 BUT =<1000 CC,NESOI	NO	22	32,504
8407342030	SP-IG ENG F RD TR,BUS,AUTO,TRUCK,>1000 & <=2000 CC	NO	32	95,920
8407342090	SP-IG ENG F RD TR, BUS, AUTO, TRUCK, OV 2000 CC	NO	5	203,240
8407345000	SP-IG REC PISTON ENG, OV 1000 CC, NESOI	NO	16	30,250
8407901010	SPK-IG PST ENG, NESOI, AG, HO, MC N/E 37.3KW	NO	1	4,420
8407901050	SP-IG REC OR RTRY PISTON ENG,NESOI, FOR AGR MACH	NO	555	471,812
8407909030	SP-IG REC OR RTRY PIST ENG, NESOI, LESS THAN 4476W	NO	18	95,751
8407909050	SP-IG REC OR RTRY PIST ENG, NESOI	NO	181	151,161
8408100010	DIESEL ENGINES, NOT EXCEEDING 149.2 KW, MARINE	NO	33	147,600
8408100020	COMP-IGNI PST ENG,MARINE,EXC149.2KW,NOT EXC223.8KW	NO	6	42,851
8408100030	COMP-IGNI PST ENG,MARINE,EXC223.8KW,NOT EXC 373 KW	NO	9	114,571
8408100050	COMP-IGNITION PISTON ENGINES,FOR MARINE,EXC 746 KW	NO	1	14,000
8408202000	COMP-IGN ENG FR PROP VEH CH87,RD TR,BUS,AUTO,TRUCK	NO	229	1,626,212
8408205000	DIESEL ENG FOR VEHICLES OF CHAPTER 87, NESOI	NO	316	660,117
8408901000	DIESEL ENGINES FOR AGR OR HORT MACH AND EQUIP	NO	14	85,454
8408909010	COMP-IGN INT COMB PST ENG, NESOI, NOT EXC 149.2 KW	NO	39	119,646
8408909020	COMP-IGN INT COMB PST ENG,NESOI,EX149.2KW N/E373KW	NO	21	116,043
8408909050	COMP-IGN INT COMB PST ENG,NESOI,EXCEEDING 1,119 KW	NO	1,233	134,124
8409100040	PARTS FOR SPARK-IG OR COMP-IG PST ENG FOR CIV A/C	KG	29,379	557,596
8409100080	PARTS FOR SP-IG OR COMP-IG FOR USE IN A/C EX CIVIL	KG	56,318	868,848
8409914000	PARTS F SPARK IGN ENG F RD TR, BUS, AUTO OR TRUCKS	KG	1,045,196	7,972,736
8409916000	PARTS F SPARK IG ENG FOR MARINE PROPULSION	KG	29,897	298,211
8409918000	PARTS FOR SPARK-IG PISTON ENG, NESOI	KG	2,845,188	22,033,623
8409994000	PARTS F DIESEL ENG F ROAD TR, BUS, AUTO, TRUCK	KG	767,117	12,195,292
8409996000	PARTS FOR DIESEL ENGINES FOR MARINE PROPULSION	KG	19,405	179,129
8409998000	PARTS FOR DIESEL ENGINES, NESOI	KG	11,766,465	57,929,615
8410110000	HYDRAULIC TURBINES,WATER WHEELS, NOT OV 1,000 KW	NO	2	17,567
8410120000	HYDRAULIC TURB & WTR WHEELS POWER>1,000KW<10,000KW	NO	118	33,926
8410130000	HYDRAULIC TURBINES AND WATER WHEELS POWER>10,000KW	NO	1	230,000
8410900000	PARTS, INC REGULATORS, FOR HYDRAULIC TURB & WTR WH	X		483,855
8411114010	TURBOJET TBN FOR CIVIL AIRCRAFT,THRUST =< 25 KN	NO	3	12,727
8411114050	TURBOJET A/C TURBINES EXC CIVIL, THRUST =< 25 KN	NO	1	150,000
8411214010	TURBOPROPELLER A/C TBN, CIVIL, POWER NOT OV 1100KW	NO	1	385,000
8411214050	TURBOPROPELLER A/C TBN, EX CIVIL, POWER OV 1100 KW	NO	2	730,000
8411814010	GAS TURBINE A/C TBN FOR CIVIL A/C, 5000 KW AND UND	NO	10	437,960
8411814050	GAS TURBINE A/C TBN EXC CIVIL, 5000 KW AND UNDER	NO	1	2,904
8411818000	GAS TURBINE ENG,EXC A/C,NESOI,POWER NOT EXC 5000KW	NO	2	24,948
8411824050	GAS TURBINE A/C TBN EXC CIVIL, OVER 5000 KW	NO	3	59,334
8411828000	GAS TURBINE ENG,EXC A/C,NESOI, POWER EXCEED 5,000K	NO	3	241,746

TABLE - 1 SHIPMENTS OF MERCHANDISE FROM THE UNITED STATES TO PUERTO RICO,
BY COMMODITY: FISCAL YEAR 2001

COMM CODE	DESCRIPTION	UNIT	QUANTITY	VALUE - $
8411914000	PARTS OF NONAIRCRAFT TURBOJETS AND TURBOPROPELLERS	X		104,096
8411917010	PARTS OF TURBOJET & TURBOPROPELLER A/C ENG,CIVIL	X		933,036
8411917050	PARTS OF TURBOJET & TURBOPROPELLR A/C ENG,EX CIVIL	X		12,074,373
8411994000	PARTS OF NONAIRCRAFT GAS TURBINES	X		7,539,380
8411997010	PARTS OF GAS TURBINE A/C ENGINES F CIVIL A/C	X		3,101,960
8411997050	PARTS OF GAS TURBINE A/C ENG, EXC CIVIL A/C	X		5,271,363
8412210015	LINEAR ACTING HYDRAULIC MOTORS (CYLNDRS) T-R TYPE	NO	5	23,705
8412210030	LINEAR ACTING HYDRAULIC MOTORS (CYLNDRS) W-F TYPE	NO	2	9,102
8412210060	LINEAR ACTING HYDRAULIC MOTORS (CYLNDRS) RODLESS	NO	2	3,500
8412210075	LINEAR ACTING HYDRAULIC MOTORS (CYLINDERS)	NO	731	98,410
8412294000	HYDROJET ENGINES FOR MARINE PROPULSION	NO	3	9,236
8412298015	HYDRLC ENGINES, UNLIMITED ROTARY ACTING, GEAR TYPE	NO	1	3,805
8412298045	HYDRLC POWER ENGINES, UNLIMITED ROTARY AXIAL PSTN	NO	2	9,068
8412298075	HYDRAULIC POWER ENGINES AND MOTORS, NESOI	NO	19	44,063
8412310040	LINEAR ACTING PNEUMATIC MOTORS (CYLINDERS)	NO	4	5,500
8412310080	LINEAR ACTING PNEUMATIC MOTORS (CYLINDERS)	NO	277	69,453
8412390040	PNEUMATIC POWER ENGINES AND MOTORS, NESOI	NO	1	8,150
8412390080	PNEUMATIC POWER ENGINES AND MOTORS, NESOI	NO	572	225,566
8412809000	ENGINES AND MOTORS, NESOI	X		1,771,159
8412901000	PARTS OF HYDROJET ENGINES FOR MARINE PROPULSION	X		44,768
8412909005	PARTS OF LINEAR ACTING HYDRAULIC POWER ENG & MTR	X		13,873
8412909015	PRTS OF HYDRLC ENGNS AND MTRS, EXCPT LINR NESOI	X		73,651
8412909025	PARTS OF PNEUMATIC POWER LINEAR ACTING ENGS & MTRS	X		8,555
8412909035	PARTS OF PNEUMATIC ENGNS AND MTRS, ECPT LINR ACTNG	X		34,570
8412909080	PARTS OF ENGINES AND MOTORS, NESOI	X		287,592
8413110000	PUMPS FOR DISPENSING FUEL OR LUBRICANTS,GARAGE USE	NO	19,940	3,499,197
8413190000	PUMPS FITTED WITH MEASURING DEVICE, NESOI	NO	11,076	1,728,976
8413200000	HAND PUMPS,EXC PUMPS FITTED WITH MEASURING DEVICES	NO	1,171	78,334
8413301000	FUEL-INJECTION PUMPS FOR COMPRESSION-IGNITION ENGS	NO	42	91,366
8413309000	FUEL,LUBRICAT OR COOLING MED PUMPS,EXC FUEL-INJECT	NO	21,480	1,112,943
8413400000	CONCRETE PUMPS	NO	36	1,513,389
8413500010	OIL WELL AND OIL FIELD PUMPS, RECIP POSITIVE DISPL	NO	10	96,408
8413500050	DIAPHRAGM PUMPS, RECIPROCAT POSITIVE DISPLACEMENT	NO	710	313,670
8413500080	HYDRAULIC FLUID POWER PUMPS, NESOI	NO	4,502	749,838
8413500090	RECIPROCATING POSITIVE DISPLACEMENT PUMPS, NESOI	NO	563	659,671
8413600020	HYDRAULIC FLUID POWER PUMPS, ROTARY POSITIVE, VANE	NO	1,258	65,419
8413600030	HYDRAULIC FLUID POWER PUMPS, ROTARY POSITIVE DISPL	NO	14	60,297
8413600040	HYDRAULIC FLUID POWER PUMPS, ROTARY POSITIVE DISPL	NO	1,470	841,902
8413600050	OIL WELL AND OIL FIELD PUMPS, ROTARY POSTIVE DISPL	NO	1,363	6,410,214
8413600070	ROLLER PUMPS, ROTARY POSITIVE DISPLACEMENT	NO	3	3,464
8413600090	ROTARY POSITIVE DISPLACEMENT PUMPS, NESOI	NO	64	202,659
8413701000	STOCK PUMPS MACHS FOR MAKING CELLULOSIC PULP,PAPER	NO	8	13,989
8413702004	SUBMERSIBLE PUMPS, CENTRIFUGAL	NO	1,992	449,050
8413702005	CENT PMP LIQ,SING-STG,SING-SUC,CLOS-COUP,DIS5.08CM	NO	258	127,493
8413702015	CENT PMP LIQ,SING-STG,SING-SUC,CLOS-COUP,OV 5.08CM	NO	12	344,381
8413702022	CENT PMP LIQ,SING-STG,SING-SUC,CLOS-COUP,DISC7.6CM	NO	96	364,406
8413702025	CENT PMP LIQ,SING-STG,SING-SUC,CLOS-COUP,OV C7.6CM	NO	6,312	697,464
8413702030	CENTRIFUGAL PUMPS FOR LIQUIDS, SING-STAGE,DBL-SUC	NO	11	564,201
8413702040	CENT PUMPS FOR LIQUIDS MULTI-STAG,SING OR DOUB-SUC	NO	293	2,142,464
8413702090	CENTRIFUGAL PUMPS FOR LIQUIDS, NESOI	NO	367	1,254,573
8413810020	TURBINE PUMPS, NESOI	NO	1,915	2,029,112
8413810030	HOUSEHOLD WATER SYST,SELF-CONTAIN; WINDMILL PUMPS	NO	1,333	247,524
8413810040	PUMPS FOR LIQUIDS, NESOI	NO	23,682	1,940,891
8413820000	LIQUID ELEVATORS	NO	1	5,780
8413911000	PARTS OF FUEL-INJECTION PUMPS FOR COMP-IGNIT PUMPS	X		101,245
8413919010	PARTS,FUEL,LUBRIC OR COOL MED PUMPS,EXC FUEL-INJET	X		61,020
8413919050	PARTS OF HYDRAULIC FLUID POWER PUMPS	X		378,387
8413919520	PARTS, NESOI, OF PUMPS FOR LIQUIDS	X		2,236,031
8413920000	PARTS OF LIQUID ELEVATORS	X		229,083
8414100000	VACUUM PUMPS	NO	2,005	1,686,943
8414200000	HAND- OR FOOT-OPERATED AIR PUMPS	NO	6,781	169,019
8414304000	COMPRESSORS, REFRIG AND AIR-COND, NOT EXC 1/4 HP	NO	10,279	728,652
8414308010	COMPRESSORS, REFRIG & AIR COND, SCREW TYP,N/E 200H	NO	116	47,754
8414308020	COMPRESSORS, REFRIG & AIR COND,SCREW TYP,EXC 200HP	NO	8	91,151
8414308030	COMPRESSORS, REFRIG & AIR COND, FOR MOTOR VEHICLES	NO	1,895	331,180
8414308050	COMPRESSORS, REF & A/C,EXC AMMONIA,EXC 1/4N/EXC1HP	NO	570	77,065

TABLE - 1 SHIPMENTS OF MERCHANDISE FROM THE UNITED STATES TO PUERTO RICO,
BY COMMODITY: FISCAL YEAR 2001

COMM CODE	DESCRIPTION	UNIT	QUANTITY	VALUE - $
8414308060	COMPRESSORS, REF & A/C,EXC AMMONIA,EXC 1 N/EXC 3HP	NO	249	42,300
8414308070	COMPRESSORS, REF & A/C,EXC AMMONIA,EXC 3 N/EXC10HP	NO	1,729	290,997
8414308080	COMPRESSORS, REF & A/C,EXC AMMONIA,EXCEEDING 10 HP	NO	6,960	3,753,117
8414308090	COMPRESSORS, REFRIGERATING & AIR-CONDITION, AMMONI	NO	4,647	405,694
8414400000	AIR COMPRESSORS MOUNT ON WHEEL CHASSIS FOR TOWING	NO	1,283	3,531,259
8414510010	FANS FOR PERMANENT INSTALLATION,ELEC MOTOR =< 125W	NO	55,406	2,230,957
8414510090	FANS, NOT PERM INST,SLF-CONT ELEC MTR N/E 125 W	NO	34,693	1,428,593
8414593000	TURBOCHARGES,FAN TYPE, FOR MOTOR VEHICLES	NO	355	160,648
8414596040	FANS AND BLOWERS FOR MOTOR VEHICLES, NESOI	NO	6,344	315,993
8414599080	FANS, NESOI	NO	103,905	2,512,123
8414600000	HOODS HAVING MAXIMUM HORRIZON SIDE NOT EXC 120 CM	NO	5,616	370,711
8414800500	TURBO CHARGERS AND SUPERCHARGERS, COMPRESSOR TYPE	NO	67	332,919
8414801518	AIR COMPRESSR,RECIP,STATIONARY,NOT EXC 11.19KW	NO	723	198,503
8414801542	AIR COMPRES,RECIP,STATIONRY, EXC 11.19KW N/E74.6KW	NO	23	27,203
8414801555	AIR COMPRESSORS,RECIP,STATIONARY,EXCEEDING 74.6KW	NO	2	240,401
8414801560	AIR COMPRESSR,ROTARY,STATIONARY,NOT EXC 11.19KW	NO	77	31,550
8414801567	AIR COMPRES,ROTRY,STATIONRY, EXC 11.19KW N/E74.6	NO	2	54,407
8414801575	AIR COMPRESSORS,ROTARY,STATIONARY,EXCEEDING 74.6K	NO	5	199,426
8414801580	AIR COMPRESSORS,STATIONRY, EXCEPT RECIP AND ROTARY	NO	4	18,376
8414801585	AIR COMPRESSORS, PORTABLE, UNDER .57 CM PER MIN.	NO	1	3,650
8414801590	AIR COMPRESSORS, PORTABLE,NESOI	NO	79	1,444,666
8414802005	REFRIGERANT RECOVERY UNITS	NO	540	181,398
8414802015	COMPRESSORS, CENTRIFUGAL AND AXIAL	NO	67	769,271
8414802055	COMPRESSORS, NESOI, INCLUD RECIP & ROT =< 186.5KW	NO	82	145,430
8414802065	COMPRESSORS, NESOI, INC REC & ROT EXC186.5KW>746KW	NO	2	63,706
8414802075	COMPRESSORS, NESOI, INC REC & ROTARY, EXCEED 746KW	NO	1	135,000
8414809000	AIR OR VACUUM PUMPS, NESOI	NO	12,931	963,609
8414901040	PTS OF FANS,INC BLOWERS (OF SUBHEADING 8414.51.00)	X		551,217
8414901080	PTS OF FANS(BLOWERS) & VENT OR RECYCL HOODS, NESOI	X		3,331,636
8414902010	PARTS OF REFRIG & AIR COND COMPRESSORS	X		429,822
8414902090	PARTS OF COMPRESSORS, NESOI	X		7,340,840
8414909000	PARTS OF AIR OR VACUUM PUMPS, NESOI	X		1,736,497
8415100040	AIR-CONDITIONERS,WIND/WALL,SELF-CONTAIN <2.93KW/HR	NO	7,798	2,117,446
8415100060	AIR-COND,WIND/WALL,SELF-CONTAIN,2.93KW/HR><4.98KW	NO	9,661	5,747,401
8415100080	AIR-COND,WIND/WALL,SELF-CONTAIN 4.98 KW/HR OR>	NO	13,294	3,877,414
8415200000	AUTOMOTIVE AIR CONDITIONERS	NO	3,225	1,131,007
8415810010	AIR-CND,INC REF & VAL FOR REV CL/HT,SLF-CNT=<17.58	NO	711	443,294
8415810020	AIR-CND,INC REF & VAL FOR REV CL/HT, SLF-CN >17.58	NO	274	286,620
8415810030	AIR-COND,INC REF & VAL FOR REV COOL/HEAT, EXC S-CO	NO	6,484	8,789,963
8415820005	AR-CND,SLF-CNTN,RMT COND,EXC YR-ROUND <17.58KW/HR	NO	976	1,092,536
8415820010	AR-CND,SLF-CNTN,RMT COND, EXC YR-ROUND >17.58KW/HR	NO	132	299,872
8415820015	AIR-CNDTNRS, YR-RND UNITS (HEAT/COOL) <17.58KW/HR	NO	1,432	966,869
8415820020	AIR-CNDTNRS, YR-RND UNITS (HEAT/COOL) >17.58KW/HR	NO	3,833	3,705,255
8415820030	ROOM FAN COIL UNITS FOR USE WITH WATER CHILLERS	NO	144,236	21,491,093
8415820035	CENTRL STATION AIR HANDLRS USED WITH WATER CHILLER	NO	384	1,428,828
8415820040	ROOM,CENTRL STAT A/C UNITS USED WITH WATER CHILLER	NO	84	31,969
8415820050	DEHUMIDIFIERS INCORPORATING A REFRIGERATING UNIT	NO	322	1,522,571
8415820070	AIR COND MACH INCORPORATING A REFRIG UNIT, NESOI	NO	1,202	1,582,907
8415830050	CONDENSING UNIT NOT EXC 17.58 KW/HR (60000 BTU/HR)	NO	784	274,947
8415830060	CONDENSING UNIT EXCDING 17.58 KW/HR NO REFRG UNIT	NO	191	260,942
8415830070	HEAT EXCHANGERS, NOT INC A REFRIG UNIT, NESOI	NO	528	754,223
8415830090	AIR COND MACHS NOT INCORPORAT A REFRIG UNIT, NESOI	NO	4,452	3,115,379
8415908025	AIR CONDITIONING EVAPORATOR COILS	NO	127	167,643
8415909000	PARTS, NESOI, OF AIR CONDITIONING MACHINES	X		13,613,845
8416100000	FURNACE BURNERS FOR LIQUID FUEL	NO	3,882	1,008,188
8416200040	GAS FURNACE BURNERS	NO	49	59,278
8416200080	FURNACE BURNERS, INCLUD COMBINATION BURNERS, NESOI	NO	573	200,852
8416300000	MECH STOKES,MECH GRATES, MECH ASH DISCHARGE&SIM AP	X		2,159,591
8416900000	PARTS OF FURNACE BURNERS	X		623,862
8417100000	FURV,OVEN,ROAST,MELT,TREAT,ORE,PYR,MLT,IND,LAB,N/E	NO	47	690,687
8417200000	BAKERY OVENS, INCLUD BISCUIT OVENS, INDUST,NONELEC	NO	3,293	2,446,664
8417800000	IND OR LAB FURNACES & OVENS, INC INCIN,N/ELE,NESOI	NO	1,905	646,330
8417900000	PARTS OF IND OR LAB FURN & OVEN,INCINERAT, NONELEC	X		514,239
8418100010	REFRIG-FREEZ COMB, SEP EXT DORS, COMP TYP,VOL<184L	NO	1,010	426,547
8418100020	REFRIG-FREEZ COMB,SEP EXT DRS,COMP,VOL184<269LITER	NO	248	185,453
8418100030	REFRIG-FREEZ COMB,SEP EXT DRS,COMP,VOL269<382LITER	NO	10	12,592

TABLE - 1 SHIPMENTS OF MERCHANDISE FROM THE UNITED STATES TO PUERTO RICO,
BY COMMODITY: FISCAL YEAR 2001

COMM CODE	DESCRIPTION	UNIT	QUANTITY	VALUE - $
8418100040	REFRIG-FREEZ COMB,SEP EXT DRS, COMP,VOL382 LTS&>	NO	8,675	5,263,207
8418100090	REFRIG-FREEZ COMB, SEP EXT DOORS, EXC COMPRESS TYP	NO	960	348,475
8418210010	REFRIGERATORS, HOUSEHOLD, COMP TYP, VOL <184 LITER	NO	4,196	2,008,220
8418210020	REFRIG,HOUSEHOLD,COMP TYP,VOL 184 < 269 LITERS	NO	335	186,271
8418210030	REFRIG,HOUSEHOLD,COMP TYP,VOL 269 < 382 LITERS	NO	145	44,143
8418210090	REFRIG,HOUSEHOLD, COMP TYP, VOL 382 LITERS & OVER	NO	25,946	14,296,316
8418220000	REFRIGERATORS, HOUSEHOLD, ABSORPTION, ELECTRICAL	NO	779	219,961
8418290000	REFRIGERATORS, HOUSEHOLD TYPE, NESOI	NO	15,289	2,911,735
8418300000	FREEZERS, CHEST TYPE, CAPACITY NOT EXC 800 LITERS	NO	1,002	748,502
8418400000	FREEZERS,UPRIGHT,CAPACITY NOT EXCEED 900 LITERS	NO	1,615	694,717
8418500040	FREEZING DISPLAY COUNTERS, CABINETS, SHOWCASES	NO	3,326	1,572,890
8418500080	REFRIGERATING DISPLAY COUNTERS, CABINETS,SHOWCASES	NO	16,134	7,003,304
8418610040	FINNED COIL COMPRESSION TYPE HEAT EXCHANGERS	NO	377	114,438
8418610080	HEAT EXCHANGERS, COMPRESSION TYPE, NESOI	NO	183	171,541
8418690010	ICEMAKING MACH,SELF-CONT,CUBE,FLAKE,CAP N/EXC227KG	NO	328	296,404
8418690015	ICEMAKING MACHINES, NESOI	NO	245	584,532
8418690020	DRINKING WATER COOLERS, REFRIGERATED, SELF-CONTAIN	NO	7,931	1,542,235
8418690025	SODA FOUNTAIN,BEER DISPENSING EQUIP, REFRIGERATED	NO	455	923,102
8418690050	CENTRIFUGAL LIQUID CHILLING REFRIG UNITS, HERMETIC	NO	357	609,042
8418690060	RECIPROCATING LIQUID CHILLING REFRIGERATING UNITS	NO	207	2,438,790
8418690090	REFRIGERATING OR FREEZING EQUIP, HOUSEHOLD, NESOI	NO	2,178	270,686
8418690095	REFRIG OR FREEZING EQUIP, EXCEPT HOUSEHOLD, NESOI	NO	4,028	6,641,864
8418910000	FURNITURE DESIGNED TO RECREFRIG OR FREEZING EQUIP	X		2,395,186
8418990005	REFRIGERATION CONDENSING UNITS, NOT EXCEEDING 746W	NO	570	182,495
8418990010	REFRIG CONDENSING UNITS, EXC 746 W NOT EXC 2.2 KW	NO	606	339,887
8418990015	REFRIG CONDENSING UNITS, EXC 2.2 KW NOT EXC 7.5 KW	NO	7	13,058
8418990025	REFRIGERATION CONDENSING UNITS, EXCEEDING 22.3 KW	NO	10	814,096
8418990050	PARTS OF REFRIG-FREEZ,SEP EXT DOOR & HOUSE REFRIG	X		1,693,756
8418990060	PARTS,REFRIG,FREEZERS & OTHER REFRIG ORFREEZ EQUIP	X		43,764,233
8419110000	INSTANTANEOUS GAS WATER HEATERS	NO	389	191,625
8419190040	SOLAR WATER HEATERS	NO	1,863	33,270
8419190080	INSTANTANEOUS OR STORAGE WATER HEATERS,NESOI,NELEC	NO	26,205	1,498,140
8419200000	MEDICAL, SURGICAL OR LABORATORY STERILIZERS	NO	7,838	7,474,068
8419310000	DRYERS FOR AGRICULTURAL PRODUCTS	NO	82	799,875
8419325000	DRYERS FOR PAPER PULP, PAPER OR PAPERBOARD	NO	9	706,722
8419390040	DRYERS FOR FOOD AND BEVERAGES	NO	8	26,010
8419390080	DRYERS, TREATMENT OF MATERIALS, TEMP CHANGE, NESOI	NO	237	4,919,830
8419400040	DISTILLING OR RECTIFYING PLANT FOR FOOD & BEVERAGE	NO	20	358,941
8419400080	DIST OR RECTIF PLANT,TREAT MAT, TEMP CHANGE, NESOI	NO	20	882,979
8419500000	HEAT EXCHANGE UNITS, INDUSTRIAL TYPE	NO	6,696	5,153,127
8419600000	MACHINERY FOR LIQUEFYING AIR OR OTHER GASES	NO	3	39,135
8419811000	MICROWAVE OVENS FOR COOK OR HEAT FOOD, INDUSTRIAL	NO	712	234,243
8419815000	COOKING STOVES,RANGES & OVENS,EXC MICROWAVE,INDUST	NO	2,996	588,896
8419819040	IND MAC,EQUI,REST OR HOTEL USE,FOR HOT DRINK, FOOD	NO	11,309	2,522,606
8419819080	IND MAC OR EQUIP FOR MAKE HOT DRINK,COOK,HEAT FOOD	NO	85	352,414
8419891000	IND MAC PLT,EQUIP,MAKE PULP,PAPER,PAPERBOARD,NESOI	NO	8	40,000
8419895020	IND MACH, PLANT OR EQUIP DES FOR COOL FOOD,BEVERAG	NO	1,887	219,073
8419895040	IND MACH, PLANT EQUIP DESIGN FOR COOLING, NESOI	NO	45,869	4,182,981
8419895060	IND MAC,PLANT,EQUIP,TREAT FOOD,BEV,TEMP CHG,NESOI	NO	7	96,911
8419895070	IND MAC,PLANT, EQUIP,TREAT RUB, PLAST,TEMP CHG,NES	NO	138	231,807
8419895075	IND MAC,PLANT,EQUIP,TREAT OF MATERL,TEMP CHG,NESOI	NO	10,765	2,066,938
8419902000	PARTS OF MACH & PLANT FOR MAKING PULP,PAPER,PAPBRD	X		113,797
8419909020	PARTS OF EQUIP FOR RESTAURANTS,ETC, TEMP CHANGE	X		579,960
8419909040	PARTS OF MEDICAL, SURGICAL OR LABORATORY STERILIZE	X		2,386,802
8419909500	PARTS F MCH OR EQUIP F TREAT MTL BY TEMP CHG,NESOI	X		9,155,136
8420101000	TEXTILE CALENDERING OR ROLLING MACHINES	NO	1	20,000
8420102000	CALENDER OR SIM ROLLING MACH,PULP,PAPER,PAPERBOARD	NO	1	2,963
8420109040	CALENDER OR OTHER ROLLING MACH FOR RUBBER,PLASTICS	NO	1	11,197
8420109080	CALENDERING OR OTHER ROLLING MACHINES,EXC MTLS,GLS	NO	10	51,348
8420910000	CYLINDERS F ROLLING MACH, EXC F METALS OR GLASS	NO	515	147,184
8420990000	PARTS,NESOI,F FOLLING MACH, EXC F METALS OR GLASS	X		45,859
8421110000	CREAM SEPARATORS	NO	2	20,000
8421120000	CLOTHES-DRYERS, CENTRIFUGAL	NO	70	124,343
8421190000	CENTRIFUGES, NESOI	NO	98	609,706
8421210000	WATER FILTERING OR PURIFYING MACHINERY & APPARATUS	NO	52,968	7,300,242
8421220000	BEVERAGE FILTERING OR PURIFYING MACH & APPARATUS	NO	1,606	3,853,506

TABLE - 1 SHIPMENTS OF MERCHANDISE FROM THE UNITED STATES TO PUERTO RICO,
BY COMMODITY: FISCAL YEAR 2001

COMM CODE	DESCRIPTION	UNIT	QUANTITY	VALUE - $
8421230000	OIL OR FUEL FILTERS FOR INTERNAL COMBUSTION ENGINE	X		3,839,408
8421290005	REFRIGERANT RECOVERY AND RECYCLING UNITS	NO	2,317	94,589
8421290015	OIL-SEPARATION EQUIPMENT	NO	10,408	291,580
8421290040	HYDRAULIC FLUID POWER FILTERS, >=1000 KPA	NO	615	27,573
8421290065	OTHER FILTERING,PURIFYING EQUIP. FOR LIQUIDS NESOI	NO	57,800	3,477,519
8421310000	INTAKE AIR FILTERS FOR INTERNAL COMBUSTION ENGINES	X		3,033,978
8421394000	CATALYTIC CONVERTERS	NO	664	112,335
8421398005	DUST CLLCT./AIR PRFCTN EQUIP.,NESOI,FOR 8456TO8465	X		278,189
8421398015	DUST COLLECT. AND AIR PURIFICATION EQUIPMENT NESOI	X		2,102,323
8421398020	ELECTROSTATIC PRECIPITATORS, IND GAS CLEAN EQUIP	NO	5	338,418
8421398030	INDUSTRIAL GAS CLEANING EQUIPMENT, NESOI	NO	58	4,474,962
8421398040	GAS SEPARATION EQUIPMENT	NO	7	133,849
8421398060	PNEUMATIC FLUID POWER FILTERS RATED >= 550 KPA	NO	440	26,994
8421398090	FILTERING OR PURIFYING MACH & APPARATUS,GAS, NESOI	X		1,095,257
8421910000	PARTS OF CENTRIFUGES, INCLUDING CENTRIFUGAL DRYERS	X		167,627
8421990040	PARTS OF FILTERING AND PURIFYING APPARATUS	X		3,050,633
8421990080	PARTS OF MACH & APPARAT,FILT,PURIFY,LIQ,GAS,NESOI	X		10,207,881
8422110000	DISHWASHING MACHINES, HOUSEHOLD TYPE	NO	829	524,650
8422190000	DISHWASHING MACHINES, EXCEPT HOUSEHOLD TYPE	NO	50	266,998
8422200000	MACH FOR CLEAN OR DRY BOTTLES OR OTHER CONTAINERS	NO	34	322,512
8422301000	CAN-SEALING MACHINES	NO	115	481,155
8422309010	MACHINES FOR AERATING BEVERAGES	NO	9	94,762
8422309020	CONTAINER LABELING MACHINES	NO	1,147	2,622,716
8422309030	VACUUM OR GAS PACKAGING MACHINES FOR FILLING	NO	9	70,625
8422309040	MACH FOR FILL,WHETHER OR NOT CAPABLE OF OTHER OPER	NO	1,673	10,124,770
8422309050	VAC OR GAS PAC, PERFORM ONLY LID, SEAL, CLOSE	NO	4	24,325
8422309060	MACH PEFORMING ONLY LID, SEAL, CLOSE, NESOI	NO	219	1,133,037
8422309070	MAC FR FIL,CLOSE,SEAL,LABEL,BOT,CAN OR CONTAIN	NO	51	706,806
8422309080	MACHINES FOR OPENING, FILLING AND CLOSING BAGS	NO	4	59,353
8422309090	MAC FR FIL,CLOSE,SEAL,CAP,LABEL,BOX,BAG OR CONTAIN	NO	101	3,038,251
8422400000	PACKING OR WRAPPING MACH, (INC HEAT-SHRINK), NESOI	NO	430	5,071,131
8422900540	PARTS OF HOUSEHOLD TYPE DISHWASHING MACHINES	X		49,745
8422900580	PARTS OF DISHWASHING MACHINES, NESOI	X		1,173,025
8422909500	PTS MCH CLN,DRY,BOT,FIL,CLSE,SEAL CONTAINER,NESOI	X		6,685,772
8423100010	DIGITAL ELECTRONIC TYPE PERSONAL WEIGHING MACHINES	NO	6,836	598,646
8423100050	PERSONAL WEIGHING MACHINES, INC BABY & HHOLD NESOI	NO	494	90,761
8423200000	SCALES FR CONTINUOUS WEIGHING OF GOODS ON CONVEYOR	NO	3,413	391,253
8423300000	CONST-WGHT SCALES & DISCHRGING PREDET WGHTS IN BAG	NO	216	126,632
8423810010	DIGITAL ELEC COUNT SCALES WEIGHT CAP NOT EXC 30 KG	NO	28	23,279
8423810020	DIGITAL ELEC RETAIL SCALES NON-COMP, WGHT N/EX30KG	NO	84	42,158
8423810030	DIGITAL ELEC RETAIL SCALES COMPUTING,WGHT N/EX30KG	NO	2,324	65,213
8423810040	DIGITAL ELEC SCALES, WGHT CAP NOT EXC 30 KG, NESOI	NO	105	185,933
8423810050	WEIGHING MACH,MAX WEIGHT NOT EXCEED 30 KG, NESOI	NO	77	119,823
8423820000	WEIGH MACH, NESOI, CAPACITY >30KG BUT =<5000 KG	NO	217	201,101
8423890000	WEIGHING MACHINERY, NESOI	NO	131	210,770
8423900040	DIGITAL WEIGHT INDICATORS	NO	1,420	251,316
8423900080	PARTS OF WEIGHING MACH EXC DIGITAL WEIGHT INDICAT	X		1,196,510
8424100000	FIRE EXTINGUISHERS, WHETHER OR NOT CHARGED	NO	36,555	2,245,157
8424200000	SPRAY GUNS AND SIMILAR APPLIANCES	X		1,570,187
8424301000	SAND BLASTING MACHINES	NO	233	678,689
8424309000	STEAM AND SIMILAR JET PROJECTING MACHINES, NESOI	X		423,772
8424811000	SPRAYERS (EXC SLF-CONTAIN CAP N/OV20LIT),AGRI HORT	X		447,489
8424819010	SELF-PROPELLED, CENTER PIVOT, IRRIGATION EQUIPMENT	NO	18	85,531
8424819020	OTH IRRGTION EQUIP FOR AGRCLTRL OR HORT,INCL LAT	NO	374,550	17,477,815
8424819040	SPRAYERS, SELF-CONTAINED CAPACITY < 20 LITERS	NO	18,025	1,226,134
8424819090	AGRICULTURAL OR HORTICULTURAL SPRAY APPL, NESOI	NO	21,905	270,118
8424893000	SPRAYING APPL. USED IN SEMICONDUCTOR MANUFACTURE	NO	176,034	56,615
8424897010	SPRINKLER SYSTEMS (FIRE EXTINGUISHING EQUIPMENT)	NO	58	235,848
8424897095	MECH APPLIANCE FOR PROJCT,DISP,SPRAY,LIQ,ETC,NESOI	NO	291,533	792,230
8424902000	PARTS OF SAND BLASTING MACHINES	X		69,649
8424909040	PARTS OF STEAM AND SIMILAR JET PROJECTING MACHINES	X		19,572
8424909500	PARTS,NESOI,OF MECH APPL F SPRAY,ETC,LIQ NESOI	X		1,146,186
8425110000	PULY TAC&HOST,EXC SKIP,HOST FR RAIS VEH, POW EL MT	NO	15,042	851,957
8425190000	PLY TAC&HOS,EXC SKIP,HOS FR RAIS VEH, N/POW EL MTR	NO	12,024	1,997,266
8425200000	PIT-HEAD WIND GEAR;WINCH SPEC DESIG FR UNDERGROUND	NO	3	6,328
8425310000	WINCHES AND CAPSTANS POWERED BY ELECTRIC MOTORS	NO	33	92,569

TABLE - 1 SHIPMENTS OF MERCHANDISE FROM THE UNITED STATES TO PUERTO RICO,
BY COMMODITY: FISCAL YEAR 2001

COMM CODE	DESCRIPTION	UNIT	QUANTITY	VALUE - $
8425390000	WINCHES AND CAPSTANS NOT POWERED BY ELECTRIC MOTOR	NO	43	90,235
8425410000	BUILT-IN JACKING SYSTEMS OF A TYPE USED IN GARAGES	NO	157	129,450
8425420000	JACKS AND HOISTS,HYDRAULIC,EXC BLT-IN JACK SYSTEMS	NO	3,642	897,011
8425490000	JACKS, NESOI; HOISTS USED FOR RAISING VEHICLES	NO	3,288	156,015
8426120000	MOBILE LIFTING FRAMES ON TIRES & STRADDLE CARRIERS	NO	20	776,020
8426190000	OVHD TRV,TRNPT,GNT,BRDG,MOBL LFT FRM&TRD CAR,NESOI	NO	17	1,027,168
8426200000	TOWER CRANES	NO	10	410,236
8426300000	PORTAL OR PEDESTAL JIB CRANES	NO	7	87,000
8426410005	WORKS TRUCKS FITTED WITH A CRANE, SELF-PROPEL TIRE	NO	14	876,750
8426410010	CABLE OPERATED LIFT MACHINERY, SELF-PROPELLED, ON	NO	9	348,008
8426410090	LIFTING MACHINERY, SELF-PROPELLED, ON TIRES, NESOI	NO	7	170,079
8426490090	LIFTING MACHINERY SELF-PROPELLED, NESOI	NO	22	644,872
8426910000	LIFTING MACHINERY DESIGNED FOR MOUNTING ON ROAD VE	NO	140	628,858
8426990000	LIFTING MACHINERY, NESOI	NO	343	2,487,507
8427104000	OPERATOR RIDING COUNTERBALANCED FORK-LIFT, ELCTR	NO	176	2,672,222
8427108010	OPERATOR RIDE SLF-PROPEL WKS TRKS PWR BY ELEC MTR	NO	53	643,918
8427108060	AUTOMATED GUIDED VEHICLES (AGV)'S	NO	9	175,480
8427108090	SELF-PROPEL WRKS TRK TRUCK POWERED BY AN ELEC MOTO	NO	486	6,050,297
8427204000	SELF-PROPELLED FORKLIFTS, RIDING, COUNTERBALANCED	NO	173	5,239,023
8427208020	SELF-PROPELLED AERIAL WORK PLATFORMS	NO	77	1,201,206
8427208040	SELF-PROPELLED WORKS TRUCKS AND FORKLIFTS, NESOI	NO	59	1,547,523
8427900020	AERIAL WORK PLATFORM TRKS EXC SELF-PROPELLED TRKS	NO	29	126,768
8427900040	FORK-LIFT & OTHER WORKS TRUCKS W/LIFT,HANDL EQUIP	NO	112	1,081,701
8428100000	PASS OR FREIGHT ELEVATOR EXC CONT ACT; SKIP HOISTS	NO	261	1,281,131
8428200010	CONVEYORS, PNEUMATIC	NO	248	2,762,814
8428200050	ELEVATORS, PNEUMATIC	NO	135	582,773
8428310000	CONT-ACT ELEVAT & CONVEY FOR GOODS, UNDERGROUND US	NO	17	90,452
8428320000	CONT-ACT ELEV & CONVEY,FR GOODS OR MATL,BUCKET TYP	NO	5	24,510
8428330000	CONT-ACT ELEV & CONVEY,FR GOODS OR MATL,BELT TYPE	NO	72	1,596,199
8428390000	CONT-ACT ELEV & CONVEY,FR GOODS OR MATERLS, NESOI	NO	648	3,686,331
8428400000	ESCALATORS AND MOVING WALKWAYS	NO	30	1,899,064
8428600000	TELEFRS, CHAIR LFTS,SKI DRAGLIN; TRAC MECH F FUNCL	NO	6	99,401
8428900006	WOODLAND LOG HANDLING EQUIP.,(OTHER THAN SKIDDERS)	NO	19	133,682
8428900015	INDUSTRIAL ROBOT FOR LIFT, HAND,LOAD/UINLOAD,NESOI	NO	11	545,616
8428900030	SIDEBOOMS & PIPEHANDLE F LFT,HANDLE,LOAD OR UNLOAD	NO	7	335,517
8428900040	LOADERS, UNDERGROUND MINE TYPE	NO	19	313,685
8428900095	MACH FOR LIFTING,HANDLING,LOADING,UNLOADING,NESOI	NO	609	2,298,176
8429110010	BULLDOZERS & ANGLEDOZERS,SELF-PROPEL,TRACK LAY,NEW	NO	1	196,586
8429110090	BULLDOZERS & ANGLEDOZERS,SELF-PROPEL,TRAK LAY,USED	NO	8	462,570
8429190010	BULLDOZERS AND ANGLEDOZERS, SELF-PROPEL, NEW,NESOI	NO	12	860,645
8429190090	BULLDOZERS AND ANGLEDOZERS,SELF-PROPEL,USED,NESOI	NO	37	1,556,670
8429200000	GRADERS AND LEVELERS, SELF-PROPELLED	NO	6	490,911
8429300060	SCRAPERS, SELF-PROPELLED, USED OR REBUILT	NO	4	789,000
8429400020	TAMPING MACHINES AND ROAD ROLLERS, VIBRATORY, NEW	NO	61	2,608,065
8429400040	TAMPING MACHINES AND ROAD ROLLERS, NEW, NESOI	NO	2	469,223
8429400060	TAMPING MACHINES AND ROAD ROLLERS, USED OR REBUILT	NO	108	2,534,400
8429511015	TRACT SHOV LDR,REAR ENG MT,4WH DR,CAP UND1.5M3,NEW	NO	52	757,429
8429511025	SHOV LDR,REAR ENG MT,4WH DR,CAP1.5M3UNDER2.2M3,NEW	NO	7	588,944
8429511030	SHOV LDR,REAR ENG MT,4WH DR,CAP2.2M3UNDER2.9M3,NEW	NO	12	1,206,730
8429511035	SHOV LDR,REAR ENG MT,4WH DR,CAP2.9M3UNDER3.8M3,NEW	NO	4	485,626
8429511040	SHOV LDR,REAR ENG MT,4WH DR,CAP3.8M3UNDER5.2M3,NEW	NO	3	837,193
8429511050	SHOVL LDR, REAR ENG MT,4WH DR,CAP7.6M3UN11.4M3,NEW	NO	10	1,792,956
8429511060	FRONT-END SHOVEL LOADERS, WHEEL TYPE, NEW, NESOI	NO	34	2,367,852
8429511065	FRONT-END SHOVEL LOADERS, WHEEL TYP, USED OR REBLT	NO	33	1,008,830
8429515010	FRNT-END SHOVL LOADER,LESS THAN 44.7 KW,NEW,NESOI	NO	4	102,876
8429515060	FRONT-END SHOVEL LOADERS, USED OR REBUILT, NESOI	NO	18	588,705
8429521010	EXCAVATORS WITH 360 REVOL SUPSTR,CRAWL MT,HYD,NEW	NO	50	6,787,391
8429521020	EXCAVATORS WITH 360 REVOL SUPSTR,CRWL MT,EX HY,NEW	NO	1	74,000
8429521040	EXCAVAT WITH 360 REVOL SUPSTR,EXC HYD&CRAWL MT,NEW	NO	1	15,000
8429521050	EXCAVATORS W/ 360 REVOL SUPERSTRUCTURE,USED,REBLT	NO	18	493,720
8429525010	MECH SHVL,EXCAVAT,SHVL LOAD,360 REVOL STUR,NEW	NO	4	906,653
8429525090	MECH SHVL EXCAVAT,SHVL LOAD,360 REVOL STUR,USED	NO	9	1,029,500
8429591030	BACKHOES, NEW, EXC 360 REVOLVING SUPERSTRUCTURE	NO	102	3,875,422
8429591090	BACKHOES,SHOVELS,CLMSHL,USED,EXC.360 REVOL.SUPSTRT	NO	35	735,745
8429595020	LADDER TYPE DITCHERS AND TRENCHERS, NEW	NO	54	353,581
8429595040	DITCHERS AND TRENCHERS, EXCEPT LADDER TYPE, NEW	NO	5	80,615

TABLE - 1 SHIPMENTS OF MERCHANDISE FROM THE UNITED STATES TO PUERTO RICO,
BY COMMODITY: FISCAL YEAR 2001

COMM CODE	DESCRIPTION	UNIT	QUANTITY	VALUE - $
8429595080	MECH SHVL,EXCAVAT,SHV LOAD,EX360 REVOL STUR,USED	NO	36	627,954
8430100000	PILE-DRIVERS AND PILE-EXTRACTORS	NO	52	540,920
8430200030	SNOWBLOWERS, ATTACHMENT TYPE	NO	1	23,000
8430200060	SNOWBLOWERS, EXCEPT ATTACHMENT TYPE	NO	7	20,000
8430200090	SNOWPLOWS	NO	5	36,590
8430310000	COAL OR ROCK CUTTERS & TUNNEL MACH, SELF-PROPELLED	NO	1	140,000
8430390000	COAL OR ROCK CUTTERS & TUNNEL MACH, NESOI	NO	24	827,886
8430410000	BORING OR SINKING MACHINERY, SELF-PROPELLED	NO	36	695,986
8430498050	BORING OR SINKING MACHINERY, NESOI	NO	3	38,488
8430500000	MOVE,GRADE,LEVEL,SCRAP,EXCAVAT,SELF-PRPLD, NESOI	NO	111	7,516,718
8430610000	TAMPING OR COMPACTING MACHINERY,NOT SELF-PROPELLED	NO	48	79,772
8430620000	SCRAPERS, NOT SELF-PROPELLED	NO	1	3,570
8430690000	MOVE,GRADE,LEVEL,SCRAP,EXCAVAT,EXTRACT MACH, NESOI	NO	154	3,711,702
8431100010	PTS,PULY TKLE & HOISTS EXC SKIP OR FOR RAISING VEH	X		186,750
8431100090	PARTS OF WINCHES, CAPSTANS AND JACKS	X		962,203
8431200000	PTS OF FRK LFT TRKS & WORKS TRKS WITH LIFT OR HNDL	X		1,195,929
8431310020	PARTS OF SKIP HOISTS	X		750,844
8431310040	PARTS OF ESCALATORS	X		24,363
8431310060	PARTS OF ELEVATORS, EXC CONT ACTION,SK HOIST,ESCAL	X		1,018,866
8431390010	PARTS OF PNEUMATIC ELEVATORS AND CONVEYORS	X		4,418,884
8431390050	PARTS OF OIL AND GAS FIELD MACHINERY	X		963,400
8431390090	PTS OF LFT,HANDL,LOAD OR UNLOAD MACH HEAD8428NESOI	X		1,306,951
8431410020	SHOVEL ATTACHMENTS	NO	35	64,378
8431410040	CLAMSHELL (GRAPPLER) ATTACHMENTS	NO	1	20,000
8431410060	DRAGLINE BUCKETS	NO	2	15,656
8431410080	BUCKETS, SHOVELS, GRABS AND GRIPS, NESOI	NO	257	1,180,724
8431420000	BULLDOZER OR ANGLEDOZER BLADES	NO	16	324,670
8431434000	PTS OF OFFSHORE DRILLING AND PRODUCTION PLATFORMS	X		89,400
8431438010	PTS OF OIL & GAS FIELD MACH,NESOI,OF SUBHD 8430.49	X		1,526,131
8431438090	PTS OF BORIN,SINKIN MAC OF SUBHEAD 8430.41,8430.49	X		117,597
8431491010	PTS OF OVHEAD TRAVL,TRANSPT,GATRY,BRDGE,JIB CRANES	X		116,344
8431491060	PTS OF MOBIL LFT FRME,STRAD CARR & WRKS TRKS/CRANE	X		1,490,471
8431491090	PARTS OF MACHINERY OF HEADING 8426 NESOI	X		946,156
8431499005	BACKHOE ATTACHMENTS FOR MOUNTING ON MACHINERY	NO	10	64,136
8431499010	FRONT-END LOADER ATTACHMENTS FOR MOUNTING ON MACH	NO	149	141,512
8431499015	RIPPERS AND ROOTERS FOR MOUNTING ON MACHINERY	NO	1	22,000
8431499020	ATTACH FOR MOUNT ON MAC OF HEAD8426,8429,8430NESOI	NO	22	196,749
8431499027	PARTS OF COAL OR ROCK CUTTERS & TUNNELING MACH	X		106,407
8431499037	PARTS OF BACKHOES,SHOVELS,CLAMSHELLS AND DRAGLINES	X		86,857
8431499045	SCRAPER BOWLS FOR SCRAPERS	NO	2	6,487
8431499057	PARTS, NESOI, OF MACHINERY OF HEADING 8429 OR 8430	X		1,971,922
8432100060	PLOWS, NESOI	NO	40	127,681
8432210000	DISC HARROWS	NO	1	17,798
8432290040	CULTIVATORS, TRACTOR DRAWN OR FOR TRACTOR MOUNTING	NO	14	25,483
8432290060	WALK BEHIND ROTARY TILLERS	NO	12	14,476
8432290080	CULTIVATORS, WEEDERS AND HOES, NESOI	NO	3	5,955
8432290090	HARROWS AND SCARIFIERS, NESOI	NO	315	473,400
8432300010	PLANTERS AND TRANSPLANTERS	NO	29	49,106
8432300090	SEEDERS	NO	23	60,000
8432400000	MANURE SPREEDERS AND FERTILIZER DISTRIBUTORS	NO	10	158,862
8432800000	AGRIL,HORT,FORSTY MACH FOR SOIL PREP OR CULTIVATE	NO	607	738,505
8432900005	PARTS OF PLOWS	X		5,712
8432900030	PTS OF SEED,PLNT,TRNSPLNT,MANUR SPRED,FERTILIZ DIS	X		219,458
8432900080	PTS OF AG,HORT,FORTY MAC FR SOIL PREP OR CULTIVATE	X		563,882
8433110010	ELECTRIC LAWN MOWERS,INC BATTERY OPERATED	NO	798	93,932
8433110020	RIDING MOWERS, OTHER THAN ELECTRIC, UNDER 5.2 KW	NO	6	21,595
8433110040	RIDING MOWERS, OTHER THAN ELECTRIC,7.46KW AND OVER	NO	5	23,895
8433110050	MOWERS FOR LAWNS,PARKS,ETC.,EXC.RIDING,UNDER 3.7kW	NO	4,606	632,793
8433110060	MOWERS FOR LAWNS,PARKS,ETC.,EXC.RIDING OVER 3.7kW	NO	102	51,999
8433190010	GREENS MOWERS	NO	3	5,344
8433190020	MOWERS, GANG CUTTING UNITS	NO	4	20,035
8433190030	MOWERS, RIDING, FOR LAWNS, PARKS OR SPORTS GROUNDS	NO	12	35,623
8433190040	MOWERS,NON RID,GAS POWER,FOR LAWN,PARKS,SPORTS GRN	NO	446	77,813
8433190050	MOWERS FOR LAWN, PARKS OR SPORTS GROUNDS, NESOI	NO	184	52,765
8433200020	MOWERS, ROTARY CUTTER TYPE, TRACTOR DRAWN OR MOUNT	NO	102	42,086
8433200060	MOWERS, INC CUTTER BARS FOR TRACTOR MOUNTING,NESOI	NO	151	25,000

TABLE - 1 SHIPMENTS OF MERCHANDISE FROM THE UNITED STATES TO PUERTO RICO,
BY COMMODITY: FISCAL YEAR 2001

COMM CODE	DESCRIPTION	UNIT	QUANTITY	VALUE - $
8433300000	HAYING MACHINES OTHER THAN MOWERS	NO	1	17,892
8433400000	STRAW OR FODDER BALERS, INCLUDING PICK-UP BALERS	NO	1	10,176
8433510010	COMBINE HARVESTER-THRESHERS, SELF-PROPELLED	NO	4	118,500
8433510090	COMBINE HARVESTER-THRESHERS, EXCEPT SELF-PROPELLED	NO	1	12,854
8433520000	THRESHING MACH, EXC COMBINE HARVESTER-THRESHERS	NO	2	24,187
8433590010	FIELD FORAGE HARVESTERS	NO	2	44,600
8433600010	MACHINES FOR CLEANING, SORTING OR GRADING EGGS	NO	3	134,087
8433600090	MACH FOR CLEAN,SORT,GRADE,FRUIT OR AGRIL PRODUCE	NO	38	190,611
8433901000	PARTS OF MOWERS FOR LAWNS, PARKS OR SPORTS GROUNDS	X		468,981
8433905040	PARTS OF MOWERS, HARVEST & THRESH MACH, NESOI	X		178,164
8433905060	PARTS OF MACHINES FOR CLEAN, SORT OR GRADE EGGS	X		17,575
8433905080	PARTS OF MACH FOR CLEAN,SORT,GRADE FRUIT AGR PROD	X		101,166
8434100000	MILKING MACHINES	NO	11	131,397
8434200000	DAIRY MACHINERY	NO	13	63,923
8434900000	PARTS OF MILKING MACHINES AND DAIRY MACHINERY	X		262,202
8435100000	PRESS,CRUSH & SIM MAC,USE IN MANUF OF FRUIT JUICES	NO	2	9,035
8435900000	PTS,PRES,CRUSH&SIM MAC,USE IN MFG OF FRUIT JUICES	X		209,405
8436100000	MACHINERY FOR PREPARING ANIMAL FEEDS	NO	340	202,978
8436210000	POULTRY INCUBATORS AND BROODERS	NO	169	22,258
8436290000	POULTRY-KEEPING MACHINERY	NO	306	183,443
8436800020	FORESTRY MACHINERY	NO	4	142,789
8436800040	BARN AND BARNYARD MACHINES	NO	284	117,881
8436800060	MACHINES FOR PREPARING CROPS FOR MARKET OR FOR USE	NO	13	215,448
8436800080	AG,HORT,BE-KEP MAC INC GERMINAT PLT,MECH THERM EQ	NO	23	128,966
8436910000	PARTS OF POULTRY-KEEP MAC OR POULTRY INCUB & BROOD	X		255,942
8436990040	PARTS OF BARN OR BARNYARD MACHINES	X		15,000
8436990060	PTS OF MAC FOR PREPARE CROPS FR MKT,USE,INC AMN FD	X		11,912
8436990080	PTS FR AG,HORT,BE-KEP MC INC GERM PLT MEC/THRM EQ	X		206,304
8437100000	MACH FOR CLEAN,SORT OR GRADE SEED,GRAIN,DR LEG VEG	NO	326	26,672
8437800000	MACH F MILLING OR WORKING CEREALS & VEG, EXC FARM	NO	95	5,293,483
8437900000	PARTS OF MACH F CLEAN,SORT, MILL GRAIN,VEG,EX FARM	X		55,887
8438100000	BAKERY MACH & MACH F MANUF MACARONI,SPAGHETTI,ETC	NO	173	294,042
8438200000	MACH FOR THE MANUF OF CONFECTIONERY, COCOA OR CHOC	NO	44	236,738
8438300000	MACHINERY FOR SUGAR MANUFACTURE	NO	1	7,380
8438400000	BREWERY MACHINERY	NO	2	60,000
8438500010	MEAT-AND POULTRY-PACKING PLANT MACHINERY	NO	2,690	1,886,329
8438500090	MACH FOR THE PREPARATION OF MEAT OR POULTRY, NESOI	NO	59	297,390
8438600000	MACH FOR PREPARATION OF FRUITS, NUTS OR VEGETABLES	NO	4	42,700
8438800000	IND PREP,MANUF FOOD,DRINK EXC EXT,PREP ANIM,VEG OL	NO	712	7,466,565
8438900000	PARTS OF MACH OF CH 84, NESOI,IND PREP FOOD,DRINK	X		3,722,417
8439200010	MACHINERY FOR MAKING PAPER OR PAPERBOARD, NEW	NO	3	251,259
8439200090	MACH FOR MAKING PAPER OR PAPERBOARD, USED OR REBLT	NO	135	236,031
8439300000	MACHINERY FOR FINISHING PAPER OR PAPERBOARD	NO	5,453	259,034
8439910000	PARTS OF MACH F MAKE PULP OF FIBR CELLULOSIC MATL	X		32,710
8439991000	PARTS OF MACHINERY FOR MAKING PAPER OR PAPERBOARD	X		81,760
8439995000	PARTS OF MACH FOR FINISHING PAPER OR PAPERBOARD	X		96,022
8440100000	BOOKBINDING MACH, INCLUDING BOOK-SEWING MACHINES	NO	87	876,232
8440900000	PARTS FOR BOOKBIND MACH, INC BOOK-SEW MACHINES	X		507,289
8441100000	CUTTING MACHINES	NO	27	200,820
8441200000	MACHINES FOR MAKING BAGS, SACKS OR ENVELOPES	NO	180	127,145
8441300000	MAC FR MAK CART,BOX,CASE,TUBE,DRUM OR CONT EX MOLD	NO	87	278,306
8441400000	MACH FOR MOLD ART IN PAPER PULP,PAPER OR PAPERBOAR	NO	17	97,760
8441800000	MACH FR MAKE UP PAPER PULP,PAPER,PAPERBRD	NO	1	3,495
8441900000	PTS OF MAC FR MAKE UP PAPER PULP,PAPER/PAPBRD,CUT	X		398,311
8442100000	PHOTOTYPESETTING AND COMPOSING MACHINES	NO	14	155,816
8442200000	MAC,APP,EQUIP FR TYPSET OR COMP,PROC W/OUT FUN DEV	NO	38	139,802
8442300000	MACH & EQUIP, NESOI, F MAKING PRINT BLOCKS, PLATES	NO	324	5,997,031
8442400000	PARTS OF MACH & EQUIP F MAKE PRINT BLOCKS, ETC	X		490,753
8442505000	PRINTING TYPE,PLATES ETC,PREPARED F ENGRVNG & IMPR	X		258,788
8442508000	PRINTING TYPE, PLATES, CYLINDERS, ETC, NESOI	X		1,738,281
8443110000	REEL-FED OFFSET PRINTING MACHINERY	NO	485	14,422,526
8443120000	SHEET-FED, OFFICE TYPE, OFFSET PRINTING MACHINERY	NO	1	12,510
8443190000	OFFSET PRINTING MACHINERY, NESOI	NO	194	692,473
8443210000	REEL-FED LETTERPRESS PRINTING MACHINERY	NO	1	40,000
8443290000	LETTERPRESS PRINTING MACHINERY, EXCEPT REEL-FED	NO	145	372,281
8443300000	FLEXOGRAPHIC PRINTING MACHINERY	NO	26	211,362

TABLE - 1 SHIPMENTS OF MERCHANDISE FROM THE UNITED STATES TO PUERTO RICO,
BY COMMODITY: FISCAL YEAR 2001

COMM CODE	DESCRIPTION	UNIT	QUANTITY	VALUE - $
8443400000	GRAVURE PRINTING MACHINERY	NO	4	10,326
8443511000	INK- JET TEXTILE PRINTING MACHINERY	X		275,254
8443515000	INK-JET PRINTING MACH, EXC TELTILE PRINTING, NESOI	X		4,238,085
8443591000	TEXTILE PRINTING MACH OTHER THAN INK-JET PRINTING	X		313,160
8443595000	PRINTING MACHINERY, NESOI	X		677,429
8443600000	MACHINES FOR USES ANCILLARY TO PRINTING	X		193,465
8443901000	PARTS OF TEXTILE PRINTING MACHINERY	X		271,572
8443905000	PARTS OF PRINTING MACH AND MACH FOR ANCILLARY USE	X		2,663,880
8444000010	TEXTURING MACHINES	NO	7	71,583
8444000090	MACH FOR EXTRUD, DRAW OR CUT MAN-MADE TEXTIL MATRL	NO	4,698	12,683,931
8445110000	CARDING MACHINES FOR PREPARING TEXTILE FIBERS	NO	1	3,800
8445190040	COTTON GINS	NO	1	18,000
8445190080	MACHINES FOR PREPARING TEXTILE FIBERS, NESOI	NO	24	175,538
8445200000	TEXTILE SPINNING MACHINES	NO	1	11,240
8445300090	TEXTILE DOUBLING MACHINES	NO	2	10,000
8445900000	MAC,PROD TEX YRN & PREP,USE ON MAC,HEAD 8446,8447	NO	15	669,407
8446100090	WEAVING MACH FR WEAV FAB,WDTH NOT EXC 30CM, NESOI	NO	1	3,014
8446210000	POWER LOOMS FOR WEAVING FAB,WIDTH EXC 30CM,SHUTTLE	NO	2	4,974
8446300000	WEAVING MACH F FABRICS OV 30 CM WIDE, SHUTTLELESS	NO	1	3,768
8447111000	HOSIERY KNIT MAC,CIRCUL,CYL DIAMETER NOT EXC 165MM	NO	22	1,881,000
8447119000	CIRCULAR KNIT MCH, CYL DIA NOT OV 165MM,EX HOSIERY	NO	2,557	860,900
8447129000	CIRCULAR KNIT MCH, CYL DIA OV 165 MM, EX HOSIERY	NO	1	40,577
8447900000	KNIT MCH,NESOI, & TUFT MCH;MCH F MAKE LACE,NET,ETC	NO	145	1,729,890
8448110000	DOB & JAC;CARD REDUC,COPY,PUNCH,ASSM MAC AS AUX MC	X		214,316
8448190000	AUXILIARY MAC FOR MAC OF HEAD 8444,8445,8446,8447	X		11,006
8448201000	PTS OF MACH FOR EXTRUD OR DRAW MAN-MADE TEXT FILMT	X		908,384
8448205010	PARTS OF TEXTURING MACHINES	X		11,309
8448205090	PTS & ACCESS OF MACH OF HEAD 8444 OR THEIR AUX MAC	X		2,548
8448310000	CARD CLOTHING	M2	6	4,329
8448320090	PTS OF MACH FOR PREPAR TEXTILE FIBRS,NESOI	X		368,737
8448330000	SPINDLES,SPIN FLYERS,SPIN RINGS & RING TRAVELLERS	X		94,785
8448395000	PARTS OF WINDING OR REELING MACHINES	X		57,779
8448399000	PTS & ACCES OF MACH OF HEAD 8445 OR THEIR AUX MAC	X		58,736
8448410000	SHUTTLES	X		20,000
8448490000	PARTS & ACCES OF WEAV MACH OR THEIR AUX MACH,NESOI	X		10,919
8448514000	NEEDLES FOR KNITTING MACHINES	THS	3,015	383,643
8448515000	SINKER,NEEDLE,&OTHER ART USED IN FORM STITCH,NESOI	X		26,615
8448591000	PARTS OF KNITTING MACHINES	X		24,469
8448595000	PTS & ACCES OF MACH OF HEAD 8447 OR THEIR AUX MACH	X		96,166
8449000000	MACH F MANUF OR FINISH NONWOVENS;HAT BLOCKS; PARTS	X		481,248
8450110010	WASHING MACH, COIN OPERATE, AUTO, CAP NOT EXC 10 K	NO	252	203,217
8450110090	WASH MACH,EXC COIN OPERATE, AUTO,CAP NOT EXC 10 KG	NO	6,817	4,510,413
8450120000	WASH MAC WITH BLT-IN CENT DRY,CAP NOT EXC 10 KG	NO	133	36,047
8450190000	WASH MACH, CAPACITY NOT EXC 10 KG, HOUSEHOLD,NESOI	NO	6,875	1,422,327
8450200090	WASH MACH,CAP EXC 10KG, HOUSEHOLD,LANDRY-TYP,NESOI	NO	8,288	2,330,543
8450900000	PTS OF HOUSEHOLD OR LNDRY-TYP WASH MAC INC WSH/DRY	X		229,388
8451100000	DRY-CLEANING MACHINES	NO	29	100,048
8451210010	DRYING MACH, COIN OPERATED, CAP NOT EXCEED 10 KG	NO	21	7,633
8451210090	DRYING MACH, EXC COIN OP, CAP NOT EXCEEDING 10 KG	NO	2,119	478,084
8451290010	DRYING MACH, FOR DRYING MADE UP ARTICLES, NESOI	NO	63	34,910
8451290090	DRYING MACHINES, NESOI	NO	515	282,804
8451300000	IRONING MACH AND PRESSES (INCLUD FUSING PRESSES)	NO	132	306,365
8451400000	WASHING, BLEACHING OR DYEING MACHINES	NO	326	442,144
8451500000	MACH FOR REEL,UNREEL,FOLDING,CUT OR PINK TEXT FAB	NO	44	212,892
8451800000	MACHINERY OF HEADING 8451, NESOI	NO	7,489	4,409,807
8451900010	PTS,MAC FOR WASH,DRY-CLEAN,IRON,PRESS,DRY TEXT ART	X		56,203
8451900020	PARTS OF MACH FOR BLEACH, DRY, WASHING OR CLEANING	X		108,722
8451900090	PARTS OF MACHINERY OF HEADING 8451, NESOI	X		1,663,085
8452100000	SEWING MACHINES OF THE HOUSEHOLD TYPE	NO	592	141,230
8452210000	SEW MACH, EXC HOUSEHOLD TYPE, AUTOMATIC UNITS	NO	154	673,977
8452290000	SEWING MACH, EXCEPT HOUSEHOLD TYPE, NESOI	NO	199	352,667
8452300000	SEWING MACHINE NEEDLES	THS	1,750	140,503
8452400000	FURNITURE, BASES & COVERS FOR SEWING MACH & PARTS	X		59,513
8452900090	PARTS OF SEWING MACHINES, NESOI	X		863,923
8453100000	MACH FOR PREPAR,TANN OR WORK HIDS,SKINS OR LEATHER	NO	56	171,312
8453200000	MACHINERY FOR MAKING OR REPAIRING FOOTWEAR	NO	576	1,793,198

TABLE - 1 SHIPMENTS OF MERCHANDISE FROM THE UNITED STATES TO PUERTO RICO,
BY COMMODITY: FISCAL YEAR 2001

COMM CODE	DESCRIPTION	UNIT	QUANTITY	VALUE - $
8453900000	PARTS OF MACH F PREP OR MAKE ART OF HIDES,LEATHER	X		1,103,117
8454100000	CONVERTERS USED IN METALLURGY OR FOUNDRIES	NO	5	141,322
8454200010	INGOT MOLDS FOR STEEL INGOTS	NO	26	45,850
8454200090	LADLES USED IN METALLURGY OR FOUNDRIES; INGOT MOLD	KG	2,888	108,686
8454300010	DIE CASTING MACHINES	NO	26	237,065
8454300090	CASTING MACHINES EXCEPT DIE CASTING	NO	5	44,118
8454900030	PARTS OF DIE CASTING MACHINES	X		70,863
8454900060	PARTS OF CASTING MACHINES EXCEPT DIE CASTING	X		121,585
8454900090	PTS OF CONVERT,LADLE,INGOT MOLDS,USED IN METLLURGY	X		260,746
8455100000	TUBE ROLLING MILLS	NO	15	43,718
8455220000	COLD ROLLING MILLS EXCEPT TUBE ROLLING	NO	5	47,000
8455300050	ROLLS FOR ROLLING MILLS, CAST STEEL	KG	10,804	12,154
8455300090	ROLLS FOR ROLLING MILLS, NESOI	KG	23,028	573,102
8455900000	PARTS FOR METAL ROLLING MILLS EXC ROLLS FOR ROL MI	KG	86,601	1,000,445
8456100000	LASER OR OTHER LIGHT OR PHOTON BEAM MACHINE TOOLS	NO	46	792,684
8456300000	ELECTRO-DISCHARGE MACHINE TOOLS FOR REMOVING MATL	NO	2	75,000
8456910000	MACH TOOLS FR DRY ETCHING PATTERNS ON SEMICOND MAT	NO	171	1,027,464
8456993005	MACHINE TOOLS,N/C,METAL-WORKING,ELC-CHEM. PROCESS	NO	1	243,920
8456993060	MACHINE TOOLS, METAL-WORKING, ELEC-CHEM. PROCESS	NO	3	217,653
8456993080	MACHINE TOOLS, METAL WKNG,N/C,NESOI,ELC-BM,PLS-ARC	NO	1	15,852
8456995000	MACHINE TOOLS, NESOI, O/T METAL, BEAM,ETC.,PROCESS	NO	52	1,169,759
8457100005	MAC CENTR, USED OR REBUILT	NO	10	131,316
8457100045	MACHING CENTERS, WITHOUT AUTOMATIC TOOL CHANGERS	NO	5	234,790
8457200010	UNIT CONSTRUCTION MACHINES (SINGLE STATION), N/C	NO	16	364,000
8458110005	HORIZONTAL LATHES, METAL REMOVING, N/C, USED/REBLT	NO	4	24,000
8458190020	HORIZ LATHES, MTL REMOV, EXC N/C, UNDER $3025 NEW	NO	12	17,300
8458995060	LATHES FOR REMOVING METAL,EXC N/C,UNDER $3025 ,NEW	NO	49	73,007
8458995090	LATHES FOR REMOVING METAL,EXC N/C,OVER $3025, NEW	NO	3	73,400
8459210040	DRILLING MACH, METAL, N/C, USED OR REBUILT	NO	1	4,385
8459290020	DRILL MACH, METAL, EXCEPT N/C, UND $3025 NEW	NO	228	104,822
8459290070	DRIL MC,UPRT,EX MULTI,MTL REMOV,EX N/C,OV$3025,NEW	NO	3	126,627
8459290090	DRIL MC,MTL REMOV,EX MULTI SPIN,EX N/C,OV$3025,NEW	NO	1	3,520
8459390010	COMB BORING-MILLING MACH, MTL REMOV, EXC N/C, USED	NO	1	4,700
8459390020	COMB BOR-MIL MAC,MTL REMOV, EXC N/C,UNDER$3025,NEW	NO	6	5,500
8459400020	BORING MACH, METAL REMOVING, UNDER $3025 NEW	NO	1,005	36,028
8459400080	BORING MACH,EX VERT,MTL REMOV,EXC N/C, OV $3025 NE	NO	18	522,507
8459690010	MILLING MACH, EXC KNEE TYP, MTL REMOV, EX N/C,USED	NO	3	151,220
8459690020	MILL MAC,EXC KNEE TYP,MTL REMOV,EX N/C,UN$3025,NEW	NO	56	111,005
8459700040	THREAD OR TAPP MAC, MTL REMOV, EXC N/C, USED/REBLT	NO	1	4,295
8459700080	THREAD/TAPP MAC,MTL REMOV,EX N/C,OV$3025,NEW,NESOI	NO	6	22,655
8460110040	FLAT-SUR GRIND MAC,MTL REMOV,ACCU 0.01MM,N/C,USED	NO	5	306,000
8460290005	GRIN MA EX FLT SUR,MTL REMOV,ACC0.01MM,EX N/C,USED	NO	3	7,940
8460310040	SHARPENING MACH, METAL REMOVING, N/C, USED/REBUILT	NO	18	43,500
8460310080	SHARPENING MACH, METAL REMOVING, N/C, NEW	NO	1	5,541
8460400020	HONING OR LAPPING MACH,MTL REMOV,UNDER $3025 NEW	NO	33	30,849
8460400080	HONING/LAPPING MACH,MTL REMOV,EX N/C, OV $3025,NEW	NO	5	40,118
8460900010	MAC TOOLS FR FINISH MTL USING ABRASIVES,NESOI,USED	NO	1	2,550
8460900020	MAC TLS FR FINISH MTL USE ABRAS,NESOI,UN$3025, NEW	NO	46	12,569
8460900080	MAC TOOLS USING ABRASIVES,NESOI,EX N/C,OV$3025,NEW	NO	2	24,460
8461100060	PLANING MAC, METAL REMOV, N/C, OVER $3025, NEW	NO	1	21,944
8461200010	SHAPING OR SLOTTING MACHINES, METAL REMOVING, N/C	NO	1	19,214
8461405040	GEAR GRIND OR FINISH MACH,MTL REMOV,UN $3025, NEW	NO	2	3,774
8461405060	GEAR GRIND OR FINISH MACH,MTL REMOV, $3025, OV,NE	NO	3	6,280
8461500020	SAW OR CUT-OFF MACH, MTL REMOV, UNDER $3025, NEW	NO	1,172	44,058
8461500090	SAW OR CUT-OFF MAC,MTL REMOV,EXC N/C, $3025 OV, NE	NO	7	51,936
8461900010	MACHINE TOOLS WORKING BY REMOVING METAL,NESOI,USED	NO	1	4,613
8461900020	MAC TOOLS WRKING BY REMOVING MTL,NESOI,UN$3025,NEW	NO	670	13,675
8461900080	MAC TOOLS WRK BY REMOV MTL,NESOI,EX N/C,$3025V NEW	NO	2	67,115
8462100010	FORGE OR DIE STAMP MAC (INC PRESS) AND HAMMER,USED	NO	329	325,988
8462210040	BEND,FOLD,STRAIGHTEN,FLATTEN MAC,MTL FORM,N/C,USED	NO	1	147,500
8462210080	BEND,FOLD,STRAIGHTEN,FLATTEN MAC,MTL FORM,N/C,NEW	NO	11	680,300
8462290020	BEND,FOLD,STRAIGHT OR FLAT MAC,EX N/C,UN $3025,NEW	NO	31	23,916
8462290030	PRESS BRAKES, MTL FORMING, EXC N/C, $3,025 OV, NEW	NO	12	568,550
8462290050	BEND,FOLD,STRAIGHT OR FLAT MAC,EX N/C, $3,025 OV,	NO	4	21,343
8462310040	SHEARING MACHINES,EXC COMB, METAL FORM, N/C, USED	NO	1	45,000
8462310080	SHEARING MACHINES,EXC COMB, METAL FORM, N/C, NEW	NO	1	100,000

TABLE - 1 SHIPMENTS OF MERCHANDISE FROM THE UNITED STATES TO PUERTO RICO,
BY COMMODITY: FISCAL YEAR 2001

COMM CODE	DESCRIPTION	UNIT	QUANTITY	VALUE - $
8462390010	SHEARING MACH, EXC COMB, MTL FORM, EXC N/C, USED	NO	1	5,000
8462410080	PUNCHING OR NOTCHING MACH, INC COMB, N/C, NEW	NO	6	159,750
8462490010	PUNCH OR NOTCH MACH, INC COMB,MTL FORM,EX N/C,USED	NO	1	2,995
8462490020	PUNCH OR NOTCH MACH, INC COMB,EXC N/C,UN $3025,NEW	NO	50	78,824
8462490050	PUNCH OR NOTCH MACH,INC COMB,EXC N/C, $3025 OV ,NE	NO	3	22,260
8462910030	HYDRAULIC PRESSES, METAL FORMING, USED OR REBUILT	NO	5	140,738
8462910060	HYDRAULIC PRESSES, METAL FORMING, N/C, NEW	NO	5	193,752
8462990010	MACH TOOLS, WORK BY FORMING MTL, NESOI, USED	NO	2	14,753
8462990020	MACHS, WRK BY FORM MTL, NESOI, $3025, UN, NEW	NO	29	4,495
8462990040	MACH TOOLS MECH,MTL FORM,EXC N/C, $3025 OV, NEW	NO	1	9,788
8462990060	MACH TOOL WRK BY FORM MTL, EXC HYDRL PRESS, NESOI	NO	45	788,703
8463100040	DRAW-BENCHES FOR BARS,TUBES,ETC,METAL FORMING,USED	NO	12	24,240
8463100060	DRAW-BENCHES,METAL FORMING, UNDER $3025, NEW	NO	11	9,985
8463100080	DRAW-BENCHES, METAL FORMING, $3025, OVER, NEW	NO	3	16,490
8463300040	MACHINES FOR WORKING WIRE, METAL FORMING, USED	NO	2	33,404
8463300060	MACH FOR WORKING WIRE,MTL FORMING, UN $3025, NEW	NO	31	23,982
8463300080	MACH FOR WORKING WIRE, MTL FORMING, $3,025 OV, NEW	NO	8	327,331
8463900080	MACH F WORK MTL W/OUT REMOVE, NESOI,$3025 & OV,NEW	NO	19	808,990
8464100040	SAWING MACH FOR WORKING STONE,CERAMICS,LIKE MATRLS	NO	1	3,756
8464100080	SAWING MACH FOR WORKING STONE,CERAMICS,LIKE MATRLS	NO	41	217,338
8464200010	GLASS-WORKING GRINDING OR POLISHING MACHINES	NO	13	64,757
8464200050	GRINDING OR POLISHING MACHINES FOR MINERAL MATL	NO	12	284,797
8464901040	MACH TOOLS TO SCRIBE OR SCORE SEMICONDUCTOR WAFERS	NO	3	143,560
8464909010	GLASS-WORKING MACH, EXC GRINDING OR POLISHING	NO	1	3,189
8464909090	MACH TOOLS FOR WRKNG STONE OR LIKE MINRL MATRL,NES	NO	132	386,004
8465100015	WDWRKNG MAC,DFRNT OP,W/O TL CHNG,NO TEN.USED/REBLT	NO	22	1,014,471
8465100045	WDWRKNG MAC,DFFRNT OPER,NO TL CHNGE,EXCPT TEN.,NEW	NO	4	138,790
8465100050	MAC WRK CORK,BONE,ETC,MACHIN OPERATION NO TOOL CHG	NO	3,768	1,304,347
8465910002	RIP SAWS,WOODWORKING, USED OR REBUILT	NO	24	7,494
8465910006	PANEL SAWS,WOODWORKING, USED OR REBUILT	NO	1	2,784
8465910012	BAND SAWS,WOODWORKING, USED OR REBUILT	NO	35	213,168
8465910020	WOODWORKING SAWING MACHINES,NESOI,USED OR REBUILT	NO	1	5,206
8465910032	RADIAL ARM SAWS, WOODWORKING, NEW	NO	8	29,003
8465910036	TILTING ARBOR TABLE SAWS, WOODWORKING, NEW	NO	132	31,005
8465910047	MITER SAWS, WOODWORKING, NEW	NO	485	66,394
8465910053	PANEL SAWS,WOODWORKING,NEW, VALUED UNDER $3,000EA	NO	55	10,503
8465910064	BAND SAWS,WOODWORKING,NEW VALUED UNDER $1,000EA	NO	53	5,003
8465910068	BAND SAWS,WOODWORKING,NEW,VALUED $1,000 OR OVER EA	NO	2	9,745
8465910090	SAWING MACHINES, HARD MATL, EXCEPT WOOD, NESOI	NO	209	46,711
8465920010	PLAN,MILL,MLDING MACH(BY CUT),WDWRKNG,USED/REBUILT	NO	1	17,000
8465920041	JOINTERS, WOODWORKING, NEW	NO	2	10,618
8465920061	SHAPERS AND PROFILERS, WOODWORKING, NEW	NO	2	8,836
8465920074	ROUTERS FOR WOODWORKING	NO	5	87,000
8465920078	OTHER,PLAN,MILL,MLDING(CUT)MACH,WDWRKNG,NESOI,NEW	NO	94	52,383
8465920090	PLAN,MILL,MLDNG(BY CUT)MACH,HRD MTL,NOT WOOD,NESOI	NO	236	138,624
8465930004	BELT SANDERS,WOODWORKING,BELT WIDTH 60CM OR >,U/R	NO	117	8,340
8465930075	OTH,GRIND,SAND OR PLISH MCH,WOODWORKING,NESOI,NEW	NO	1	22,000
8465930090	GRND,SND OR PLSHNG MACH, HRD MTL,(NOT WOOD), NESOI	NO	108	278,398
8465940005	BENDING OR ASSEMBLING MACHINES, WOODWORKING, U/R	NO	12	20,000
8465940015	DOWELING MACHINES, WOODWORKING, NEW	NO	29	141,458
8465940035	LAMINATING MACHINES, WOODWORKING, NEW	NO	142	16,127
8465940065	BENDING/ASSEMBLING MACHINES,WOODWORKING,NESOI,NEW	NO	15	65,976
8465940090	BNDING OR ASSMBLNG MACH, HRD MATL,(NOT WOOD),NESOI	NO	5,656	1,066,196
8465950038	DRILLING MACHINES, WOODWORKING, NEW	NO	7	10,037
8465950090	DRLLING OR MRTSING MACH, HARD MATL,(NOT WOOD)NESOI	NO	12	107,529
8465960015	LOG SPLITTERS, WOODWORKING	NO	1	3,840
8465960025	CHIPPERS, WOODWORKING MACHINERY	NO	2	39,732
8465960040	SPLTTING, SLCING OR PRING MCHNES, WDWORKING, NESOI	NO	2	8,774
8465960050	SPLITTING, SLICING OR PARING MACH, HARD MATL,NESOI	NO	4	9,200
8465998005	DEBARKERS, WOODWORKING MACHINES	NO	16	3,490
8465998070	WOODWORKING MACHINE TOOLS, NESOI	NO	418	15,831
8465998090	MACH TLS FOR WKNG HRD MTRLS,(NOT WOOD),NESOI	NO	544	283,350
8466100010	TOOL HOLDERS FOR FORMING-TYPE OR CUTTING TYPE DIES	X		119,769
8466100030	HOLDERS FOR REPLACEABLE CUTTING OR DRILL INSERTS	X		256,350
8466100070	TOOL HOLDERS AND SELF-OPENING DIEHEADS, NESOI	X		470,134
8466201010	JIGS & FIXTURES, WORK HOLDERS, GEAR CUTTING USE	X		49,150

TABLE - 1 SHIPMENTS OF MERCHANDISE FROM THE UNITED STATES TO PUERTO RICO,
BY COMMODITY: FISCAL YEAR 2001

COMM CODE	DESCRIPTION	UNIT	QUANTITY	VALUE - $
8466201090	WORK HOLDERS FOR CUTTING GEARS EXC JIGS & FIXTURES	X		66,455
8466208020	JIGS & FIXTURES, WORK HOLDERS FOR MTLWRKING MACHS	X		65,471
8466208030	WORK HOLDERS FOR MTLWRKING MACH, EXC JIGS/FIXTURES	X		234,199
8466208040	JIGS & FIXTURES, NESOI, FOR MACH TOOLS,	X		160,887
8466208060	WORK HOLDERS FOR MACHINE TOOLS, NESOI	X		208,083
8466301000	DIVIDING HEADS FOR MACHINE TOOLS	X		56,200
8466306080	MCH,NOT WDWKNG,AS SPCL ATTCHMNTS FOR MCH TLS NESOI	X		912,773
8466308050	SPEC ATTACH, NESOI, FOR MACH TOOLS	X		348,327
8466910000	PARTS FOR MACHINES OF HEADING 8464	X		580,106
8466920020	PARTS FOR WOODWORKING MACHINES	X		86,464
8466920080	OTHER PARTS FOR MACHINES OF HEADING 8465	X		135,772
8466933050	PART/ACCES OF METLWKNG MACH TOOLS FOR CUTTING GEAR	KG	137,887	8,656,602
8466939000	PARTS F MACH OF HEADING 8456 TO 8461,EXC GEAR CUT	KG	270,535	7,781,569
8466940000	PARTS FOR MACHINES OF HEADING 8462 OR 8463	X		1,276,109
8467111040	GRINDERS, POLISHERS & SANDERS,MTL WRK,RTY,PNEU,HND	NO	916	201,451
8467111080	ROTARY TYP PNEU HND-DIR TLS FOR METALWORKING,NESOI	NO	476	263,318
8467115010	ROCK DRILLS, ROTARY TYP, PNEU HAND DIRECTED,NESOI	NO	1	4,940
8467115020	DRILLS,EX ROCK,SCREWDRIVERS,NUT RUNERS,RTY,PNEU,HD	NO	798	65,741
8467115040	WRENCHES, ROTARY, PNEU, HAND-DIR TOOLS, NESOI	NO	275	29,924
8467115090	ROTARY TYPE PNEUMATIC HAND-DIRECTED TOOLS, NESOI	NO	2,997	129,187
8467191000	PNEUMATIC HAND-DIR TOOLS, SUITABLE FR MTLWRK,NESOI	NO	250	57,496
8467195030	PNEUMATIC, HAND-HELD FORCE FEED LUBRICATING EQUIP	NO	1,022	211,953
8467195060	PNEUMATIC TOOLS FOR CONST OR MINING, HAND-DIRECTED	NO	3,267	180,823
8467195090	PNEUMATIC TOOLS, HAND-DIRECTED, NESOI	NO	3,299	874,482
8467810000	CHAIN SAWS	NO	214	24,207
8467891000	HAND TLS, SLF-CONTAIN NONELEC MTRS, MTLWRKIN,NESOI	NO	643	176,106
8467895030	GAS POWRED GRASS & WEED TRIM & BUSHCUT,HAND-DIRECT	NO	7,271	503,551
8467895060	HAND-DIR TOOLS FOR AGRICULT OR HORTICULT, NESOI	NO	144	88,000
8467895090	HAND-DIR OR CONTROL TLS, SLF CONTAIN,NONELEC,NESOI	NO	1,309	384,437
8467910000	PARTS OF CHAIN SAWS	X		67,058
8467920050	PARTS OF PNEU HAND-HELD FORCE FEED LUBRICAT EQUIP	X		14,469
8467920090	PARTS OF PNEUMATIC HAND-DIR OR CONTROL TOOLS,NESOI	X		152,719
8467990030	PARTS OF GAS POWERED GRASS, WEED TRM,BRSHCUT,NESOI	X		78,732
8467990090	PARTS OF HAND-DIR OR CONTROL TOOLS, NONELEC, NESOI	X		97,903
8468100000	HAND-HELD BLOW TORCHES	NO	12	13,321
8468201000	GAS-OPERATE MCH F SOLDERG, BRAZNG,WELDG, HAND-DIR	NO	219	13,044
8468205000	GAS-OPER MCH F SOLDER, BRAZE, WELD, EX HAND DIRECT	NO	958	140,637
8468801000	MACH F SOLDER,ETC O/T GAS & HDG 8515, HAND-DIRECT	NO	1,380	128,614
8468805000	MACH F SOLDER,ETC O/T GAS & HDG 8515,NOT HAND-DIR	NO	784	272,125
8468901000	PARTS OF HAND-DIRECTED MCH F SOLDERING,WELDING ETC	X		77,134
8468905000	PARTS OF MCH F SOLDERING, WELDING, NESOI	X		925,936
8469110000	WORD PROCESSING MACHINES	NO	291	62,027
8469120000	AUTOMATIC TYPEWRITERS	NO	194	94,402
8469200020	ELEC TYPEWRITERS,NESOI, WEIGHING 12 KG OR LESS	NO	84	12,047
8469200040	ELECTRIC TYPEWRITERS, NESOI	NO	606	105,735
8469300020	NONELEC TYPEWRITERS, WEIGHING 12 KG OR LESS	NO	2	7,483
8469300040	NONELECTRIC TYPEWRITERS, NESOI	NO	141	40,626
8470100000	ELEC CALCULATORS,OPERATE W/O EXTERNAL POWER SOURCE	NO	28,024	1,245,508
8470210000	ELEC CALCULATING MCH,NESOI, WITH PRINTING DEVICE	NO	3,578	1,559,460
8470290000	ELECTRONIC CALCULATING MACHINES, NESOI	NO	6,221	331,907
8470300000	CALCULATING MACHINES EXCEPT ELECTRONIC	NO	9	9,839
8470400000	ACCOUNTING MACHINES	NO	26	34,026
8470500020	POINT-OF-SALE TERMINAL TYPE CASH REGISTERS	NO	3,056	1,826,656
8470500060	CASH REGISTERS,EXCEPT POINT-OF-SALE TERMINALS	NO	2,205	894,404
8470900010	POSTAGE-FRANKING MACHINES INCORP CALCULATE DEVICE	NO	251	90,085
8470900090	TICKET-ISSUING & SIMILAR MCH,NESOI,W CALCULATE DEV	NO	560	1,084,918
8471100000	ANALOG OR HYBRID ADP MACHINES	NO	5,652	8,519,989
8471300000	PORT DIGTL AUTOMATIC DATA PROCESS MACH NOT > 10 KG	NO	32,398	69,028,491
8471410035	DIGITAL ADP MCH W CPU & INPUT/OUTPUT UNT,COLOR CRT	NO	582	1,186,737
8471410065	DIGITAL ADP MCH W CPU & INPUT/OUTPUT,CRT EXC COLOR	NO	479	1,104,099
8471410095	DIGITAL ADP MCH W CPU & INPUT/OUTPUT UNT, W/O CRT	NO	1,976	2,272,504
8471491035	DGTL PROC UNT FRM OF SYST W/STOR,IN&OUTPUT COL CRT	NO	2,592	3,885,618
8471491065	DGTL PROC UNT FORM OF SYST W/STR,IN&OUTPUT CRT N/C	NO	42	168,420
8471491095	DGTL PROC UNT W SYST STORG,INPUT,OUTPT UNT,W/O CRT	NO	35,747	44,663,938
8471491500	COMB IN/OUTPUT UNIT,EXPORTED W/ REST OF ADP SYSTEM	NO	160	234,255
8471492100	KEYBOARD UNITS, ENTERED AS PART OF A SYSTEM	NO	429	56,710

TABLE - 1 SHIPMENTS OF MERCHANDISE FROM THE UNITED STATES TO PUERTO RICO,
BY COMMODITY: FISCAL YEAR 2001

COMM CODE	DESCRIPTION	UNIT	QUANTITY	VALUE - $
8471492400	DISPLAY UNITS W/OUT CRT, DIAG N>30.5CM,PT OF SYSTM	NO	978	608,485
8471492600	DISP UNIT,W/CLR CRT,EXPORTED W/REST OF THE SYSTEM	NO	2,972	849,126
8471492900	DISP UNIT,NESOI,EXPORTED WITH REST OF ADP SYSTEM	NO	346	311,693
8471493100	LASER TYPE PRINT UNTS,PROD >20 PAGES, ENT WITH SYS	NO	9,653	1,932,511
8471493200	LASER TYPE PRINT UNITS,PROD <20 PAGES,ENT AS SYSTM	NO	1,853	468,698
8471493400	INK JET TYPE PRINTER UNITS, ENT WITH RST OF SYSTEM	NO	3,939	687,960
8471493500	THERMAL TRANSFER TYPE PRINTER UNITS, PT OF SYSTEM	NO	42	182,897
8471493600	IONOGRAPHIC TYPE PRINTER UNITS, ENT AS PT OF SYSTM	NO	13	8,819
8471493730	DAISY WHEEL TYPE PRINTER UNITS, ENT WTH RST OF SYS	NO	4	2,625
8471493760	DOT MATRIX TYPE PRINTER UNITS, ENT AS PT OF SYSTEM	NO	14	14,992
8471493790	OTHER PRINTER UNITS, ENTERED AS PART OF A SYSTEM	NO	1,740	659,567
8471494200	OPTICAL SCANNERS & MAGNETIC INK REC DEV,PT OF SYST	NO	1,193	438,168
8471494850	CARD KEY & MAGNETIC MEDIA ENTRY DEV, ENT W/SYSTEM	NO	62	98,751
8471494875	OUTPUT DEVICES,NESOI,EXPORTED WITH REST OF SYSTEM	NO	288	340,211
8471494895	INPUT OR INPUT/OUTPUT UNITS, NESOI,AS PT OF SYSTEM	NO	18,089	477,673
8471495010	MAGNETIC DSK DR UNT>21 CM(8.3 IN) DIAMETR, PT SYST	NO	26	469,051
8471495020	FLEXIBLE (FLOPPY) MAGNETIC DISK DR UNTS,PT OF SYST	NO	240	35,798
8471495040	HARD MAGNETIC DISK DRIVE UNITS, ENT AS PT OF SYSTM	NO	1,506	811,370
8471495060	MAGNETIC DISK DRIVE UNITS, NESOI, ENT AS PT OF SYS	NO	444	1,339,734
8471495080	STORAGE UNITS, EXCLUDING MAGNETIC DISK DRIVE UNITS	NO	716	188,634
8471496000	CONTROL OR ADAPTOR UNITS, ENTERED AS PT OF SYSTEM	NO	1,853	268,459
8471497000	POWER SUPPLIES, ENTERED AS PART OF A SYSTEM	NO	10,667	1,815,198
8471499000	AUTOMATIC DATA PROCESS UNITS,NESOI, AS PT OF SYSTM	NO	9,352	20,914,684
8471500035	DIGTL PROC UNIT WITH COLOR CATHODE RAY TUBE (CRT)	NO	23	106,794
8471500065	DIGTL PROC UNT W STORGE,INPT/OTPT,CRT EX COL,NESOI	NO	3	4,267
8471500085	DIGITAL PROCESSING UNITS, NESOI	NO	16,263	25,256,659
8471601035	COMBINED INPUT/OUTPUT UNITS, W/COLOR CRT, NESOI	NO	252	429,971
8471601065	COMB INPUT/OUTPUT UNITS W/CRT EXCEPT COLOR, NESOI	NO	390	238,714
8471601095	COMB INPUT/OUTPUT UNITS W/OUT CATHODE RAY TB,NESOI	NO	217	105,571
8471602000	KEYBOARD UNITS, NESOI	NO	4,784	235,850
8471603000	DISPLAY UNITS W/OUT CAT RAY TUBE, /N>30.5CM, NESOI	NO	599	897,150
8471603500	DISPLAY UNITS W/COLOR CATHODE RAY TUBE, NESOI	NO	35,010	35,849,509
8471604540	DISPLAY UNITS W/COLOR CATHODE RAY TUBE,NESOI	NO	706	149,842
8471604580	DISPLAY UNITS W/CATHODE RAY TUBE EXC COLOR, NESDOI	NO	328	515,539
8471605100	LASER PRINTER UNTS,PROD >20 PGS,INC TRANS,CONT,PRT	NO	363	721,435
8471605200	LASER TYPE PRINTER UNITS, PROD < 20 PAGE,W/TRAN/PR	NO	2,902	2,026,657
8471605300	LIGHT BAR ELECT PRINT UNTS,INCORP TRANSPRT,PRT MEC	NO	100	317,090
8471605400	INK JET TYPE PRINTER UNTS,INCORP TRANSPRT,MECHANIS	NO	6,381	5,676,946
8471605500	THERMAL TRANSFER TYPE PRINTER UNITS,W/TRNSPRT,P,ME	NO	725	491,959
8471605600	IONOGRAPHIC TYPE PRINTER UNTS,INC TRANSPRT,PRNT,ME	NO	2	6,600
8471605730	DAISY WHEEL PRINTER UNIT, INC TRNSPORT & PRINT MEC	NO	8	26,917
8471605760	DOT MATRIX PRINTER UNTS, INC TRANSPORT & PRINT MEC	NO	1,066	578,092
8471605790	OTHER PRINTER UNITS, INCORP TRANSPRT,CONT,PRT MECH	NO	207	327,120
8471606100	LASER TYPE PRINTER UNITS,PRODUCING > 20 PAGES, MIN	NO	1,351	85,569
8471606200	LASER TYPE PRINTER UNITS, PRODUCING < 20 PAGES,MIN	NO	1,082	303,239
8471606300	LIGHT BAR ELECTRONIC TYPE PRINTER UNITS, NESOI	NO	29	46,970
8471606400	INK JET TYPE PRINTER UNITS, NESOI	NO	719	888,539
8471606500	THERMAL TRANSFER TYPE PRINTER UNITS, NESOI	NO	86	159,274
8471606730	DAISY WHEEL TYPE PRINTER UNITS, NESOI	NO	30	13,545
8471606760	DOT MATRIX TYPE PRINTER UNITS, NESOI	NO	2	2,613
8471606790	OTHER PRINTER UNITS, NESOI	NO	1,372	1,067,867
8471607040	OUTPUT DEVICES, FOR PHSYICAL INCORP IN ADP MACH OT	NO	4	120,278
8471607080	INPUT OR INPUT/OUTPUT UNITS, INC IN ADP MACH/OTHER	NO	144,048	2,349,737
8471608000	OPTICL SCANNERS & MAGNETIC INK RECONITON DEV,NESOI	NO	2,664	1,861,545
8471609030	CARD KEY AND MAGNETIC MEDIA ENTRY DEVICES, NESOI	NO	78	73,029
8471609070	OUTPUT DEVICES, NESOI	NO	403	476,202
8471609090	INPUT OR COMBINATION INPUT/OUTPUT UNITS, NESOI	NO	4,398	898,057
8471701000	MAGNETIC DISK DRIVE UNITS>21 CM(8.3 IN) IN DIAMETR	NO	14	45,377
8471702000	MAGNETIC DISK DRIVE UNITS>21 CM(8.3 IN) IN DIAMETR	NO	60	298,861
8471703000	MAGNETIC DISK DRIVE UNITS>21 CM(8.3 IN) IN DIAMETR	NO	39	25,085
8471704035	FLEX(FLOPPY)MAGNET DISK DRIVE UNT,NO CAB,POWER SUP	NO	996	210,609
8471704065	HARD MAGNETIC DISK DR UNT,NO CABNT/POWER SUP,NESOI	NO	3,184	2,816,849
8471704095	MAGNETIC DISK DRIVE UNT,NO CABINET/POWER SUP,NESOI	NO	112	527,890
8471705035	FLEXIBLE (FLOPPY) MAGNETIC DISK DRIVE UNITS,NESOI	NO	1,078	308,306
8471705065	HARD MAGNETIC DISK DRIVE UNITS, NESOI	NO	478	413,392
8471705095	MAGNETIC DISK DRIVE UNITS, NESOI	NO	2,511	873,474

TABLE - 1 SHIPMENTS OF MERCHANDISE FROM THE UNITED STATES TO PUERTO RICO,
BY COMMODITY: FISCAL YEAR 2001

COMM CODE	DESCRIPTION	UNIT	QUANTITY	VALUE - $
8471706000	STORGE UNT, EXC MAGNET DSK DR UNT,NO CABINET,NESOI	NO	49,810	28,406,455
8471709000	STORAGE UNT, EXCLUD MAGNETIC DISK DR UNITS, NESOI	NO	5,328	1,949,627
8471801000	CONTROL OR ADAPTOR UNITS OF ADP MACH, NESOI	NO	28,491	23,598,326
8471804000	UNTS FR PHYSICAL INC INTO DATA PROCESS UNITS,NESOI	NO	368	899,705
8471809000	AUTOMATIC DATA PROCESSING UNITS, NESOI	NO	924	578,429
8471900000	ADP MAC&UNTS THEREOF;MAG/OPT RDER,TRNSCRB,PROC DAT	NO	46,605	19,456,917
8472100000	DUPLICATING MACHINES	NO	1,192	314,504
8472300000	MAIL SORTING, OPENING, POSTAGE AFFIXING,ETC, MACH	NO	1,707	1,694,538
8472901000	AUTOMATIC TELLER MACHINES	NO	1,819	495,437
8472909050	OFFICE MACHINES, NESOI	NO	40,702	2,716,153
8473100020	PARTS OF WORD PROCESSING MACHINES	X		652,542
8473100095	PARTS & ACCESSORIES OF TYPEWRITERS	X		269,734
8473210000	PARTS OF ELECTRONIC CALCULATING MACHINES	X		1,333,856
8473290000	PARTS FOR MACH,NESOI, INCORP CALCULATING DEVICE	X		1,459,222
8473300000	PARTS & ACCESSORIES FOR ADP MACHINES & UNITS	X		363,528,637
8473400000	PARTS AND ACCESSORIES OF OFFICE MACHINES, NESOI	X		2,291,223
8473500000	PTS SUITBLE FR USE W MAC OF 2/MORE HEAD 8469-8472	X		668,125
8474100010	SORT,SCREEN,SEPARATE OR WASH MACH FOR MINERL, PORT	NO	4	104,973
8474100090	SORT,SCREEN,SEPARATE OR WASH MACH F MINERL,STATNRY	NO	55	713,797
8474200010	CRUSHING OR GRINDING MACH FOR MINERALS, PORTABLE	NO	3	141,804
8474200050	CRUSHING MACHINES FOR MINERALS, STATIONARY	NO	51	655,018
8474200070	GRINDING MACHINES FOR MINERALS, STATIONARY	NO	3	14,325
8474310000	CONCRETE OR MORTAR MIXERS	NO	123	710,986
8474320000	MACH FOR MIXING MINERAL SUBSTANCES WITH BITUMEN	NO	48	992,508
8474390000	MIXING OR KNEADING MACH, NESOI, FOR MINERAL SUBSTN	NO	149	356,912
8474800010	MACH, NESOI, F CERAMIC PASTE, UNHARD CEMENTS, ETC	NO	20	183,409
8474800020	MACHINES FOR FORMING FOUNDRY MOLDS OF SAND	NO	1	10,500
8474800090	MACH, NESOI, F AGGLOMRTNG,MOLDING,ETC MINERAL PROD	NO	28	118,560
8474900010	PARTS OF MCH F SORT, SCREEN, WASH, SEPARATE MINERA	X		173,630
8474900020	PARTS OF MACH FOR CRUSHING OR GRINDING MINERALS	X		1,156,676
8474900050	PARTS OF MACH FOR MIXING OR KNEADING MINERALS	X		1,407,001
8474900090	PARTS OF MCH,NESOI, F MINERAL PROD & FOUNDRY MOLDS	X		975,545
8475100000	MACH F ASSEM ELEC LAMPS, TUBES ETC IN GLASS ENVLP	NO	22	124,147
8475210000	MACH FOR MAKING OPTICAL FIBERS & PREFORMS THEREOF	NO	18	68,738
8475290000	MACHINES FOR MANUF OR HOT WORKING GLASS, NESOI	NO	27	66,342
8475901000	PARTS OF MACH F ASSEN ELEC LAMPS, ETC IN GLASS ENV	X		566,457
8475909000	PARTS OF MACH FOR MANUFACTURE OR HOT WORKING GLASS	X		186,855
8476210000	AUTO BEVERAGE VENDING MACH INC HEAT OR REFRIG DEV	NO	644	851,875
8476290000	AUTO BEVERAGE VENDING MACH WITHOUT HEAT OR REFRIG	NO	175	199,543
8476810000	AUTO GOODS-VENDING MACH WITH HEAT OR REFRIG DEVICE	NO	653	791,160
8476890000	AUTO GOODS- VENDING MACH WITHOUT HEAT OR REFRIG	NO	888	1,027,246
8476900000	PARTS OF AUTOMATIC VENDING MACHINES	X		536,471
8477106010	INJECT-MOLDING MACH F PROC RUBBER OR THERMOSET MTL	NO	26	3,346,015
8477106070	INJECT-MOLDING MACH FOR PROCESSING THERMOPLASTICS	NO	39	6,083,368
8477200015	EXTRUDERS,SINGLE SCREW,RUBBER,THERMOSETTING MTRLS.	NO	1	11,800
8477300000	BLOW-MOLDING MACHINES	NO	10	342,948
8477400000	VACUUM-MOLDING MACH AND OTH THERMOFORMING MACHINES	NO	7	81,192
8477510010	MACHINERY F MOLDING OR RETREADING PNEUMATIC TIRES	NO	702	104,960
8477510090	MACHINERY FOR MOLDING OR FORMING INNER TUBES	NO	23	445,000
8477590000	MACH, NESOI, F MOLDG OR FORMG RUBBER OR PLASTICS	NO	1,408	1,089,821
8477800000	MACH, NESOI, FOR WORKING RUBBER OR PLASTICS	NO	123	830,514
8477900010	PARTS OF INJECTION-MOLDING MACHINES	X		1,511,316
8477900020	PARTS OF EXTRUDERS FOR RUBBER OR PLASTICS	X		275,981
8477900030	PARTS OF BLOW-MOLDING MACHINES	X		291,168
8477900040	PARTS OF MACHINES FOR FORMING PNEUMATIC TIRES	X		8,095
8477900090	PARTS, NESOI, OF MACH F WORKING RUBBER OR PLASTICS	X		978,934
8478100010	INDUSTRIAL CIGARETTE-MAKING MACHINES	NO	2	11,303
8478100090	MACH FOR PREPARING OR MAKING UP TOBACCO, NESOI	NO	8	59,500
8478900000	PARTS OF MACH,NESOI,FOR PREP OR MAKING UP TOBACCO	X		127,616
8479100040	PAVERS, FINISHERS & SPREADERS F CONCRETE, PUB WRKS	NO	20	273,727
8479100060	PAVER, FINISHER & SPREADER F BITUM MATL, PUB WRKS	NO	43	1,145,022
8479100080	MACHINERY, NESOI, FOR PUBLIC WRKS, BUILDING,ETC	NO	1,252	3,538,925
8479200000	MACH F EXTRACT OR PREP OF ANIMAL OR VEG FAT OR OIL	NO	161	7,568
8479300000	PRESSES F PARTCLE BD & OTH MCH F TREAT WOOD, CORK	NO	35	39,274
8479400000	ROPE OR CABLE-MAKING MACHINES	NO	7	61,869
8479500000	INDUSTRIAL ROBOTS FOR MULTIPLE USES	NO	94	962,551

TABLE - 1 SHIPMENTS OF MERCHANDISE FROM THE UNITED STATES TO PUERTO RICO,
BY COMMODITY: FISCAL YEAR 2001

COMM CODE	DESCRIPTION	UNIT	QUANTITY	VALUE - $
8479600000	EVAPORATIVE AIR COOLERS	NO	242	180,665
8479810000	METAL TREATING MACH, INC ELECTRIC WIRE COIL-WINDER	NO	215	186,744
8479820040	MIXING, KNEADING OR STIRRING MACHINES, NESOI	NO	643	3,022,609
8479820080	CRUSH,GRIND,SCREEN,SIFT,EMULSFYG,ETC MACH,NESOI	NO	11,068	1,993,331
8479891000	AIR HUMIDIFIERS OR DEHUMIDIFIERS	NO	301	101,725
8479892000	FLOOR POLISHERS	NO	156	161,205
8479893040	INDUSTRIAL VACUUM CLEANERS	NO	1,180	635,083
8479893080	VACUUM CLEANERS OTHER THAN INDUSTRIAL	NO	2,794	638,931
8479895500	TRASH COMPACTORS	NO	377	440,537
8479896500	ELECTROMECH APPL W/SELF-CONTAINED ELEC.MTRS,NESOI	X		544,854
8479897000	CARPET SWEEPERS	NO	185	570,955
8479898578	PHYSICAL DEPOSITION APPARATUS INCL. SPUTTERING APS	NO	1	5,787
8479898590	MACH NESOI FOR PROD & ASSEMBLY OF SEMICONDUCTORS	NO	57	1,699,115
8479899760	AUTOMOTIVE MAINTENANCE MACHINES	NO	310	249,814
8479899765	HYDRAULIC ACCUMULATORS	NO	2	25,757
8479899785	ULTRASONIC CLEANING DEVICES	NO	17	154,035
8479899795	INDUSTRIAL VIBRATORS	NO	27	71,727
8479899798	MACHINES AND MECHANICAL APPLIANCES, NESOI	NO	3,482	17,791,063
8479909540	PARTS OF INDUSTRIAL ROBOTS, NESOI	X		1,362,010
8479909555	PTS OF MACH FOR PUBLIC WORKS, BUILDING, ETC, NESOI	X		453,147
8479909560	PTS OF PRESS & OTH MACH FOR TREAT WOOD/CORK, NESOI	X		74,084
8479909565	PARTS OF MACH/MECHANICAL APPL FOR TREAT MTL,NESOI	X		251,599
8479909580	OTHER PARTS OF MACH & MECHANICAL APPLIANCES	X		30,248,813
8480100000	MOLDING BOXES FOR METAL FOUNDRY	NO	14	21,400
8480200000	MOLD BASES	NO	18	364,584
8480300000	MOLDING PATTERNS	NO	29	206,445
8480410000	MOLDS F METAL OR METAL CARBIDES,INJECT OR COMPRSSN	NO	1,569	1,067,489
8480490000	MOLDS, NESOI, FOR METAL OR METAL CARBIDES	NO	106	407,948
8480500000	MOLDS FOR GLASS	NO	11	163,800
8480600000	MOLDS FOR MINERAL MATERIALS	NO	1,618	2,313,104
8480711000	INJECT OR COMPRSSN MOLDS F RUB OR PLASTICS, SHOE	NO	1,043	935,362
8480714000	INJECT/COMPRES MOLD,RUBBER,MANUF SEMICONDUC DEVICE	NO	35	932,012
8480718045	INJECTION TYPE MOLDS FOR RUBBER OR PLASTICS, NESOI	NO	454	4,697,501
8480718060	COMPRESSION TYPE MOLD FOR RUBBER/PLASTICS, NESOI	NO	9,705	400,791
8480790000	MOLDS F RUBBER OR PLASTICS EXC INJECT OR COMPRESSN	NO	616	8,115,374
8481100020	PRESSURE-REDUCING CONTROL VALVES, FLUID POWER TYPE	NO	6,539	1,268,201
8481100040	PRESSURE-REDUCING CONTROL VALVES, PNEU.FLUID POWER	NO	476	70,304
8481100060	PRESSURE-REDUCING VALVES, PNEUMATIC FLUID POWER	NO	5,460	1,047,380
8481100090	OTHER PRESSURE-REDUCING VALVES, NESOI	NO	1,015,059	2,844,656
8481200010	HYDRAULIC VALVES, MANUAL, DIRECTIONAL CONTROL	NO	62	34,967
8481200020	HYDRAULIC VALVES, SOLENOID, DIRECTIONAL CONTROL	NO	134	13,098
8481200030	HYDRAULIC VALVES, NESOI, DIRECTIONAL CONTROL	NO	627	78,327
8481200040	HYDRAULIC VALVES, FLOW CONTROL TYPE	NO	6	15,064
8481200050	HYDRAULIC VALVES, NESOI	NO	3,071	303,886
8481200060	PNEUMATIC VALVES, SOLENOID DIRECTIONAL CONTROL	NO	132	20,218
8481200070	PNEUMATIC VALVES, NESOI, DIRECTIONAL CONTROL	NO	1,614	58,198
8481200080	OTHER PNEUMATIC VALVES, NESOI	NO	1,835	202,413
8481301010	CHECK VALVES,COPPER, W PRESSURE RATING UN 850 KPA	NO	19	12,854
8481301090	CHECK VALVES,COPPER, W PRESSURE RATE 850 KPA OR OV	NO	1,990	16,012
8481302010	CHECK VALVES OF IRON	NO	6,975	230,219
8481302090	CHECK VALVES OF STEEL	NO	2,096	142,781
8481309000	CHECK VALVES EXCEPT COPPER, IRON OR STEEL	NO	121,413	858,239
8481400000	SAFETY OR RELIEF VALVES	NO	22,979	2,645,463
8481801010	TAPS,COCKS,VALVES, HD OP, COPPER, UN 850 KPA	NO	27,601	1,237,645
8481801060	GATE TYPE VALVES, ETC, COPPER,HD OP,850 KPA & OV	NO	1,182	134,865
8481801075	PLUG TYPE VALVES, ETC, COPPER, HD OP,850 KPA & OV	NO	878	49,072
8481801085	BALL TYPE VALVES, ETC, COPPER, HD OP,850 KPA & OV	NO	291	2,600
8481801090	BUTTERFLY TYPE VALVE,ETC, COPPER,HD OP,850KPA & OV	NO	105	136,556
8481801095	TAPS,COCKS,VALVES,NESOI, COPPER,HD OP,850 KPA & OV	NO	2,026	72,722
8481803010	GATE TYPE TAPS,COCKS AND VALVES OF IRON,HAND OP	NO	1,437	208,455
8481803015	GLOBE TYPE TAPS,COCKS AND VALVES, IRON, HD OP	NO	1	6,675
8481803020	PLUG TYPE TAPS, COCKS AND VALVES, IRON, HD OP	NO	1,155	29,102
8481803025	BALL TYPE TAPS, COCKS AND VALVES, IRON, HD OP	NO	187	33,838
8481803030	BUTTERFLY TYPE TAPS, COCKS AND VALVES, IRON, HD OP	NO	2,226	93,928
8481803040	TAPS,COCKS AND VALVES, NESOI, OF IRON, HD OP	NO	4,185	152,724
8481803055	GATE TYPE TAPS, COCKS AND VALVES, STEEL, HD OP	NO	21	181,178

TABLE - 1 SHIPMENTS OF MERCHANDISE FROM THE UNITED STATES TO PUERTO RICO,
BY COMMODITY: FISCAL YEAR 2001

COMM CODE	DESCRIPTION	UNIT	QUANTITY	VALUE - $
8481803065	PLUG TYPE TAPS, COCKS AND VALVES OF STEEL, HD OP	NO	492	44,504
8481803070	BALL TYPE TAPS, COCKS AND VALVES OF STEEL, HD OP	NO	446	46,321
8481803075	BUTTERFLY TYPE TAPS, COCKS & VALVES OF STEEL,HD OP	NO	23	25,575
8481803090	TAPS,COCKS AND VALVES, NESOI, OF STEEL, HD OP	NO	2,807	473,677
8481805040	PRESSURE SPRAY CAN VALVES	NO	1,517,954	435,693
8481805060	BATH, SHOWER, SINK AND LAVATORY FAUCETS	NO	69,959	2,234,524
8481805090	TAPS,COCKS,VALVES ETC, NESOI, HD OP,EXC CP,IRN,STL	NO	24,619	824,552
8481809005	OTHER TAPS, COCKS, VALVES, ETC.	NO	10,030	969,012
8481809010	OTHER TAPS, COCKS, VALVES, ETC.	NO	222	6,221
8481809015	OTHER TAPS, COCKS, VALVES, ETC. FOR PIPES, TANKS,	NO	4,274	235,600
8481809020	VALVES, W/ELECTRICAL OR ELECTROHYDRAULIC ACTUATORS	NO	3,049	168,836
8481809025	OTHER VALVES, ELECTRICALLY ACTUATED, NESOI	NO	40,847	748,209
8481809030	VALVES WITH HYDRAULIC ACTUATORS	NO	2,304	364,838
8481809035	VALVES WITH PNEUMATIC ACTUATORS	NO	1,519	401,910
8481809040	OTHER VALVES, WITH PNEUMATIC ACTUATORS, NESOI	NO	1,672	236,231
8481809045	OTHER VALVES,NESOI, WITH THERMOSTATIC ACTUATORS	NO	1,250	46,109
8481809050	OTHER VALVES, NESOI	NO	21,113	960,543
8481907000	PARTS OF HAND OPERATED AND CHECK APPLIANCES	KG	6,111	238,816
8481909010	PARTS OF VALVES F OLEOHYDRLC OR PNEUMATIC TRANSMN	KG	22,741	694,837
8481909090	PARTS OF TAPS,COCKS,VALVES, ETC, NESOI	KG	1,991,031	5,888,874
8482101000	BALL BEARINGS WITH INTEGRAL SHAFTS	NO	4,306	138,445
8482105004	UNGROUND BALL BEARINGS, OTHER THAN RADIAL	NO	201	13,500
8482105008	THRUST BALL BEARINGS	NO	677	41,090
8482105012	LINEAR BALL BEARINGS	NO	1,552	6,210
8482105024	ANGULAR CONTACT BALL BEARINGS; WHEEL HUBS EX FLANG	NO	1	3,100
8482105028	ANGULAR CONTACT BALL BEARINGS, NESOI	NO	27,758	118,168
8482105032	RADIAL BALL BEARINGS, MAX OR FULL CPCTY. SNGL. ROW	NO	225	16,747
8482105036	RADIAL BALL BEARINGS DMTR. UNDER 9 MM SINGLE ROW	NO	36	14,655
8482105044	RADIAL BALL BEARINGS, >=9MM BUT <= 30 MM,SNGL. ROW	NO	5,081	101,278
8482105048	RADIAL BALL BEARINGS >=30 MM BUT <=52 MM,SNGL. ROW	NO	2,256	48,190
8482105052	RADIAL BALL BEARINGS>= 52 MM BUT <=100 MM SNGL ROW	NO	125	5,937
8482105060	RADIAL BALL BEARINGS, DOUBLE ROW BEARINGS	NO	1	3,430
8482105064	RADIAL BALL BEARINGS, NESOI	NO	36	6,500
8482105068	BALL BEARINGS, NESOI	NO	62,366	349,990
8482200020	CUP AND CONE TAPERED ROLLER ASSEMBLIES;FLANGED HUB	NO	53	4,500
8482200030	CUP AND CONE TAPERED ROLLER ASSEMBLIES;EXC FLANGED	NO	828	161,614
8482200040	CUP AND CONE TPRD ROLLER ASSM<=102MM;EXC HUB UNITS	NO	2,286	34,845
8482200060	CUP AND CONE TAPPERED ROLLER ASSEMBLIES, NESOI	NO	171	15,795
8482200070	TAPPERED ROLLER ASSEMBLIES, WITH CUP O.D. <=102MM	NO	1	4,015
8482200080	CONE TAPERED ASSEMBLIES, NESOI	NO	223	11,596
8482300040	SPHERICAL ROLLER BEARINGS, SINGLE ROW	NO	114	8,028
8482300080	SPHERICAL ROLLER BEARINGS, NESOI	NO	619	33,986
8482400000	NEEDLE ROLLER BEARINGS	NO	4,430	18,704
8482500000	OTHER CYLINDRICAL ROLLER BEARINGS	NO	6,514	65,824
8482800060	COMBINED BALL AND CYLINDRICAL ROLLER BEARINGS	NO	1	6,600
8482800080	BALL OR ROLLER BEARINGS, NESOI	NO	1,971	203,217
8482910010	BALLS FOR BALL BEARINGS OF ALLOY STEEL	KG	12,789	771,914
8482910020	BALLS FOR BALL BEARINGS, EXCEPT OF ALLOY STEEL	KG	55,463	143,468
8482910050	TAPERED ROLLERS FOR ROLLER BEARINGS	KG	202	6,660
8482910080	CYLINDRICAL ROLLERS FOR ROLLER BEARINGS	KG	2,342	150,086
8482910090	ROLLERS, NESOI, FOR ROLLER BEARINGS	KG	1,230	35,832
8482991010	INNER AND OUTER RACES FOR BALL BEARINGS	NO	30	55,150
8482991050	PARTS, NESOI, FOR BALL BEARINGS	KG	78,916	745,811
8482993010	CUPS ENTERED SEPARATELY F TAPERED ROLLER BEARINGS	NO	1,587	39,500
8482993050	PARTS, NESOI, FOR TAPERED ROLLER BEARINGS	KG	1,610	31,727
8482997030	PARTS, NESOI, FOR NEEDLE BEARINGS	KG	35	12,242
8482997060	PARTS,NESOI, FOR CYLINDRICAL ROLLER BEARINGS,NESOI	KG	148	29,420
8482997090	PARTS,NESOI, FOR ROLLER;COMB.BALL/ROLLER BEARINGS	KG	1,279	61,447
8483101020	CAM/CRANKSHAFT F SPARK IGN ENG F VEHICLES OF CH 87	KG	8,458	30,115
8483101050	CAMSHAFTS AND CRANKSHAFTS, F SPARK IGN ENG, NESOI	NO	2,014	142,497
8483103050	CAMSHAFTS AND CRANKSHAFTS, NESOI	NO	4,536	102,873
8483105000	TRANSMISSION SHAFTS AND CRANKS, NESOI	KG	9,331	230,551
8483200010	HOUSED BEARINGS INCORPORATING BALL BEARINGS	NO	183	31,056
8483200050	HOUSED BEARINGS INCORPORATING ROLLER BEARINGS	NO	26	31,066
8483305020	BEARING HOUSINGS, BALL OR ROLLER BEARING TYPE	KG	4,089	302,357
8483305040	BEARING HOUSINGS EXCPT BALL OR ROLLER BEARING TYPE	KG	8,292	295,615

TABLE - 1 SHIPMENTS OF MERCHANDISE FROM THE UNITED STATES TO PUERTO RICO,
BY COMMODITY: FISCAL YEAR 2001

COMM CODE	DESCRIPTION	UNIT	QUANTITY	VALUE - $
8483308055	ROD END BEARINGS WITH HOUSING	NO	72,540	722,249
8483308065	PLN SHFT BEARINGS WTH HOUSING EXC ROD END BEARINGS	NO	406	17,113
8483308070	PLAIN SHAFT BEARINGS WITHOUT HOUSING, SPHERICAL	NO	698	26,980
8483308090	PLAIN SHAFT BEARINGS WITHOUT HOUSING, NESOI	NO	3,279	123,925
8483401000	TORQUE CONVERTERS	NO	33	92,430
8483404010	FIXED RATIO SPEED CHANGERS, MANUAL	NO	1,039	237,259
8483404050	MULTIPLE & VARIABLE RATIO SPEED CHANGERS, MANUAL	NO	708	500,007
8483407000	SPEED CHANGERS, NESOI	NO	8	21,802
8483408000	BALL OR ROLLER SCREWS	X		8,379
8483409000	GEARS, EXC TRANSMISSION ELEMENTS, ENTERED SEPARATE	X		282,521
8483508030	GROOVED PULLEYS, NESOI	X		129,287
8483508080	FLYWHEELS, PULLEY BLOCKS AND PULLEYS, NESOI	X		80,207
8483604000	CLUTCHES AND UNIVERSAL JOINTS	X		37,701
8483608000	SHAFT COUPLINGS, EXCEPT UNIVERSAL JOINTS	X		163,576
8483901000	CHAIN SPROCKETS AND PARTS THEREOF	KG	6,823	40,237
8483905000	PARTS OF GEARING, GEAR BOXES AND OTH SPEED CHANGER	X		212,863
8483908010	PARTS OF SHAFT COUPLINGS, EXCEPT UNIVERSAL JOINTS	X		62,668
8483909500	PARTS OF BRG HOUSING,PLAIN BRG,CLUTCHES,FLYWHL,ETC	X		739,490
8484100000	GASKETS,METAL,2 OR MORE LAYERS,OR WITH OTHER MATL	X		1,070,557
8484200000	MECHANICAL SEALS	NO	196,267	234,051
8484900000	SETS OR ASSORTMENTS OF GASKETS AND SIMILAR JOINTS	NO	43,463	644,044
8485100000	SHIPS' PROPELLERS AND BLADES THEREFOR	X		96,877
8485900040	OIL SEALS, OTHER THAN THOSE OF CHAPTER 40	NO	110,798	122,961
8485900080	MACH PARTS W/O ELEC FEATURE NOT SPECIFIED IN CH 84	X		2,019,072
	ELECTRICAL MACHINERY AND EQUIPMENT AND PARTS THEREOF;SOUND RECORDERS AND REPRODUCERS,TELEVISION IMAGE AND SOUND RECORDERS AND REPRODUCERS, AND PARTS AND ACCESSORIES OF SUCH ARTICLES.....	TOTAL		1,942,383,546
8501103000	ELECTRIC MOTORS, AC, < 18.65 W (1/40 HP) OUTPUT	NO	3,452	407,843
8501104040	ELECTRIC MOTORS <18.65W, DC, BRUSHLESS, NESOI	NO	4,374	242,903
8501104060	ELECTRIC MOTORS <18.65 W, DC, O/T BSHLS, NESOI	NO	11,808	615,744
8501104080	ELECTRIC MOTORS UNDER 18.65 W, NESOI	NO	15,778	1,007,028
8501106020	ELEC MOTORS 18.65-37.5W AC	NO	3,405	71,703
8501106040	ELEC MOTORS 18.65-37.5W DC, BRUSHLESS	NO	2	5,740
8501106060	ELEC MOTORS 18.65-37.5W DC, O/T BRUSHLESS	NO	1,886	91,269
8501106080	ELEC MOTORS 18.65-37.5W, NESOI	NO	3,563	199,779
8501202000	UNIVERSAL AC/DC ELEC MOTORS >37.5W BUT =< 74.6 W	NO	2,446	142,065
8501203000	ELECTRIC MOTORS, AC/DC UNIVERSAL, >74.6 BUT < 746W	NO	17	49,092
8501206000	UNIVERSAL AC/DC ELEC MOTORS =>746W	NO	46	376,950
8501312000	DC MOTORS >37.5W BUT =< 74.6 W	NO	3,940	272,266
8501313000	ELECTRIC MOTORS, DC > 74.6 W BUT < 746 W	NO	88	35,428
8501316000	DC MOTORS => 746 W BUT =< 750 W	NO	1	2,625
8501318000	DC GENERATORS, NOT EXCEEDING 750 W	NO	3,307	1,180,263
8501322000	DC MOTORS > 750 W BUT =< 14.92 KW	NO	282	84,612
8501324000	ELECTRIC MOTORS, DC > 14.92 BUT =< 75 KW	NO	10	30,031
8501326000	DC GENERATORS > 750 W BUT =< 75 KW	NO	108	383,420
8501332000	ELECTRIC MOTORS, DC > 75 KW BUT < 149.2 KW	NO	2	36,000
8501334040	DC MOTORS > 150 KW AND =< 373 KW	NO	5	17,813
8501334060	DC MOTORS > 373 KW AND =< 375 KW	NO	12	280,040
8501336000	DC GENERATORS > 75W BUT =< 375 KW	NO	2	19,586
8501343000	DC MOTORS > 375 KW OUTPUT	NO	6	198,500
8501346000	DC GENERATORS > 375 KW OUTPUT	NO	77	484,180
8501402020	GEAR MOTOR, AC, SINGLE-PHASE >37.5 W BUT =<74.6 W	NO	1,992	48,888
8501402040	AC MOTOR, SINGLE-PHASE >37.5 W BUT =<74.6 W, NESOI	NO	46	4,128
8501403020	ELECTRIC MOTORS, AC GEAR MOTORS, >74.6<746 SGL-PHS	NO	925	57,432
8501403040	ELECTRIC MOTORS, AC > 74.6 W BUT < 746 W SGL-PHS	NO	5,793	185,346
8501406020	GEAR MOTOR, AC, SINGLE-PHASE >735 W	NO	16	127,052
8501406040	AC MOTOR, SINGLE-PHASE >735 W NESOI	NO	15	30,356
8501512020	GEAR MOTOR, AC, MULTI-PHASE,>37.5W BUT =<74.6 W	NO	28	10,926
8501513020	ELECTRIC MOTORS, AC GEAR MOTORS,>74.6 < 746W ML-PS	NO	29	12,722
8501513040	ELECTRIC MOTORS, AC > 74.6 W BUT < 746 W ML-PS	NO	10	17,920
8501516040	AC MOTOR, MULTI-PHASE, <746W BUT =<750 W NESOI	NO	13	24,960

TABLE - 1 SHIPMENTS OF MERCHANDISE FROM THE UNITED STATES TO PUERTO RICO,
BY COMMODITY: FISCAL YEAR 2001

COMM CODE	DESCRIPTION	UNIT	QUANTITY	VALUE - $
8501524000	AC MOTORS MLT-PHS > 750W BUT =< 14.92 KW	NO	5	10,332
8501528000	ELECTRIC MOTORS, AC > 14.92 KW BUT =< 750KW ML-PS	NO	20	40,974
8501534000	AC MOTORS MLT-PHS > 75 KW BUT < 149.2 KW OUTPUT	NO	69	97,800
8501536000	AC MOTORS MULTI-PHASE, => 149.2 KW BUT =< 150 KW	NO	30	148,818
8501538060	AC MOTORS,MULTI-PHASE, > 373 KW	NO	7	126,214
8501610000	AC GENERATORS (ALTERNATORS) <=75 KVA OUTPUT	NO	1,933	1,741,998
8501620000	AC GENERATORS (ALTERNATOR) > 75 KVA BUT =< 375KVA	NO	31	34,976
8501630000	AC GENERATORS(ALTERNATOR) > 375 KVA BUT =< 750KVA	NO	187	264,908
8501640020	AC GENERATORS (ALTRS) >750 KVA BUT =< 10000 KVA	NO	24	81,882
8501640030	AC GENERATORS (ALT) >10000 KVA BUT =< 40000 KVA	NO	3	22,566
8501640050	AC GENERATORS (ALTERNATORS) > 40000 KVA	NO	82	1,098,240
8502110000	GENERATING SETS, ELC, DIESEL, =< 75KVA OUTPUT	NO	317	2,211,329
8502120000	GENERATING SETS, ELC, DIESEL, > 75KVA BUT =<375KVA	NO	1,163	2,722,985
8502130020	GENERATING SETS, ELC, DIESEL,>375KVA BUT =<1000KVA	NO	117	2,757,394
8502130040	GENERATING SETS, ELC, DIESEL, > 1000 KVA	NO	513	6,545,296
8502200040	GENERATINGING SETS < 5 KVA, SPARK IGNITION IC ENGS	NO	4	63,925
8502200080	GENERATING SETS, ELC, GASOLINE, > 5 KW	NO	41	124,576
8502310000	GENERATING SETS, ELECTRIC, WIND-POWERED	NO	1	5,350
8502390000	GENERATING SETS, ELECTRIC, NESOI	NO	5	151,866
8502400000	ELECTRIC ROTARY CONVERTERS	NO	39	120,228
8503002000	COMMUTATORS FOR MACHINES IN HEADING 8501 OR 8502	NO	3,706	164,749
8503005000	PARTS OF MOTORS OTHER THAN COMMUTATORS	X		2,606,835
8503006040	PARTS OF GENERATORS O/T COMMUTATORS	X		6,594,820
8503006060	OTHER PARTS FOR MACHINES IN 8501 AND 8502	X		11,628,636
8504100000	BALLASTS FOR DISCHARGE LAMPS OR TUBES	NO	107,614	596,669
8504210020	LIQUID DIELECTRIC TRANSFORMER =< 50 KVA	NO	290	424,756
8504210040	LIQUID DIELECTRIC TRANSFORMER >50KVA BUT =<100KVA	NO	4,968	234,057
8504210060	LIQUID DIELECTRIC TRANSFORMER >100KVA BUT =<500KVA	NO	36	98,902
8504210080	LIQUID DIELECTRIC TRANSFORMER >500KVA BUT =<650KVA	NO	159	1,578,971
8504220040	LIQUID DLCTC TRANSFORMERS >650KVA BUT =<2500 KVA	NO	455	2,554,394
8504220080	LIQUID DLCTC TRANSFORMER >2500KVA BUT =<10000 KVA	NO	25	1,035,881
8504230040	LIQUID DLCTC TRANSFORMER >10000 BUT =<100000 KVA	NO	1	177,500
8504230080	LIQUID DLCTC TRANSFORMER > 100,000 KVA	NO	3	986,000
8504312000	TRANSFORMERS, NESOI, UNRATED	NO	838,602	14,078,984
8504314035	TRANSFORMERS, NESOI, LESS THAN 40 VA	NO	220,217	1,146,024
8504314065	TRANSFORMERS, NESOI, => 40 VA BUT < 1 KVA	NO	14,540	347,057
8504316000	TRANSFORMERS, NESOI, RATED AT 1 KVA	NO	12,767	287,227
8504320000	TRANSFORMERS, NESOI,> 1 KVA BUT =< 16 KVA	NO	9,162	2,614,329
8504330020	TRANSFORMERS, NESOI, > 16 KVA BUT =< 50 KVA	NO	4,232	1,141,555
8504330040	TRANSFORMERS, NESOI, > 50 KVA BUT =< 500 KVA	NO	2,767	1,175,333
8504340000	TRANSFORMERS, NESOI, > 500 KVA	NO	20	39,689
8504406001	POWER SUPPLIES FOR PHYS INCORP INTO ADP, < = 50W	NO	17,778	1,134,793
8504406007	POWER SUPPLIES FOR PHYS INCORP INTO ADP,50W - 150W	NO	13,742	1,988,809
8504406012	POWER SUPPLIES FR PHYS INCORP INTO ADP,150W - 500W	NO	5,353	729,175
8504406018	POWER SUPPLIES FR PHYS INCORP INTO ADP,EXCEED 500W	NO	45,116	4,556,179
8504407001	POWER SUPPLIES FOR ADP, NESOI, < = 50W	NO	818	235,071
8504407007	POWER SUPPLIES FOR ADP, NESOI, 50W - 150W	NO	7,800	189,123
8504407012	POWER SUPPLIES FOR ADP, NESOI, 150W - 500W	NO	3,555	423,112
8504407018	POWER SUPPLIES FOR ADP, NESOI, EXCEEDING 500W	NO	18,612	1,577,775
8504408500	STATIC CONVRTRS,NESOI,TELECOMMUNICATION APPARATUS	NO	27,656	1,508,513
8504409510	RECTIFIERS & RECTFNG APPAR., POWER SUPPLS, <= 50W	NO	7,304	473,582
8504409520	RECTIFIERS & RECTIFNG APPA,POWER SUPPLY,>50W=<150W	NO	230,189	660,316
8504409530	RECTIFIER & RECTFNG APPAR,POWER SUPPLY,>150W=<500W	NO	583	306,771
8504409540	RECTIFIERS & RECTIFNG APPARATUS,POWER SUPPLY >500W	NO	13,543	1,970,822
8504409550	RECTIFIERS & RECTIFYING APPARATUS, NESOI	X		250,414
8504409570	INVERTERS FOR AUTOMATIC DATA PROCESSING MACHINES	NO	31,323	627,533
8504409580	STATIC CONVERTERS, NESOI	X		2,676,073
8504500000	INDUCTORS, NESOI	NO	2,366,449	4,570,850
8504900020	PARTS FOR TRANSFORMERS	X		3,747,592
8504900080	PARTS,NESOI,FOR ELECTRICAL INDUCTORS	X		11,424,129
8505110000	PERMANENT MAGNETS MADE OF METAL	NO	8,039	129,487
8505190000	PERMANENT MAGNETS MADE OF MATERIALS O/T METAL	NO	34	35,891
8505200000	ELECTROMAGNETIC COUPLINGS, CLUTCHES AND BRAKES	X		80,239
8505300000	ELECTROMAGNETIC LIFTING HEADS	X		4,175
8505904000	ELECTROMAGNETIC WORK HOLDERS AND PARTS THEREOF	X		119,944
8505908000	ELECTROMAGNETIC ARTICLES, NESOI, AND PARTS, NESOI	X		453,505

TABLE - 1 SHIPMENTS OF MERCHANDISE FROM THE UNITED STATES TO PUERTO RICO,
BY COMMODITY: FISCAL YEAR 2001

COMM CODE	DESCRIPTION	UNIT	QUANTITY	VALUE - $
8506100000	PRIMARY CELLS AND BATTERIES, MANGANESE DIOXIDE	NO	12,917,623	12,296,766
8506301000	PRIMARY BATTERIES =< 300 CM3, MERCURIC OXIDE	NO	180,464	110,650
8506305000	PRIMARY BATTERIES > 300 CM3, MERCURIC OXIDE	NO	7,267	89,766
8506401000	PRIMARY BATTERIES =< 300 CM3, SILVER OXIDE	NO	19,240	24,372
8506405000	PRIMARY BATTERIES > 300 CM3, SILVER OXIDE	NO	1	5,645
8506500000	PRIMARY CELLS AND BATTERIES, LITHIUM	NO	1,223,657	778,241
8506600000	PRIMARY CELLS AND BATTERIES, AIR-ZINC	NO	7	28,280
8506800000	PRIMARY CELLS AND BATTERIES, NESOI	NO	4,028,746	18,937,672
8506900000	PRIMARY BATTERY AND CELL PARTS	X		4,358,898
8507100030	LEAD-ACID BATTERIES, NEW, 12 VOLTS, <6KG	NO	3,427	302,435
8507100060	LEAD-ACID BATTERIES, NEW, 12 VOLTS, >6KG	NO	140,176	3,809,366
8507100090	LEAD-ACID BATTERIES, NEW, OTHER THAN 12 VOLT	NO	55,779	2,791,301
8507200030	LEAD ACID STORAGE BATTERIES, NEW, NESOI, 6 VOLTS	NO	13,951	231,459
8507200040	LEAD ACID STORAGE BATTERIES, NESOI, NEW, 12 VOLTS	NO	6,786	407,795
8507200060	LEAD ACID STORAGE BATTERIES, NEW, NESOI, 36 VOLTS	NO	744	73,369
8507200090	LEAD ACID STRGE BTTRIES,NEW,NESOI,NOT 6,12,OR 36V	NO	96,717	4,506,251
8507300000	NICKEL-CADMIUM STORAGE BATTERIES	NO	18,387	177,879
8507400000	NICKEL-IRON STORAGE BATTERIES	NO	1,230	208,631
8507800000	OTHER STORAGE BATTERIES	NO	29,017	1,201,119
8507904000	PARTS FOR LEAD ACID STORAGE BATTERIES	X		33,052
8507908000	PARTS FOR STORAGE BATTERIES(EXCEPT LEAD ACID TYPE)	X		6,221,507
8508100010	ELECTRIC HAND DRILLS, ROTARY, BATTERY POWERED	NO	10,078	363,793
8508100030	ELECTRIC HAND DRILLS, ROTARY, CHUCK < 12.7 MM, AC	NO	101	8,469
8508100050	ELECTRIC HAND DRILLS, ROTARY, CHUCK => 12.7 MM, AC	NO	7,131	799,655
8508100070	ELECTRIC HAND DRILLS OTHER THAN ROTARY	NO	22,443	796,298
8508200020	ELECTRIC HAND SAWS, CIRCULAR TYPE	NO	1,881	228,861
8508200040	ELECTRIC HAND SAWS, CHAIN TYPE	NO	44	7,804
8508200070	ELECTRIC HAND SAWS, RECIPROCATING AND JIG TYPES	NO	156	5,538
8508200090	ELECTRIC HAND SAWS, NESOI	NO	49,025	3,473,346
8508800010	ELECTRIC HAND ANGLE GRINDERS, SANDERS & POLISHERS	NO	1,495	105,786
8508800030	GRNDRS,SNDRS,& PLSHRS OTH THN ANGLE,ORBTL,STRG-LIN	NO	984	124,646
8508800040	ELECTRIC HAND SCREWDRIVERS, NUT-RUNNERS, IMPACT WR	NO	5	13,855
8508800055	ELECTRIC HAND ROUTERS	NO	11	53,943
8508800070	ELECTRIC HAND GRASS AND WEED TRIMMERS/EDGERS	NO	915	55,879
8508800085	ELECTRIC HAND SCISSORS	NO	168	14,922
8508800095	ELECTROMEHANICAL HAND TOOLS,NESOI	NO	18,601	1,614,560
8508900000	ELECTROMECHANICAL HAND TOOL PARTS	X		1,080,590
8509100020	ELECTRIC DOMESTIC VACUUM CLEANERS, PORTABLE, HAND	NO	86,719	14,208,711
8509100040	ELECTRIC VACUUM CLEANERS, NESOI	NO	11,630	1,853,716
8509200000	ELECTRIC DOMESTIC FLOOR POLISHERS	NO	6,050	178,980
8509300000	ELECTRIC DOMESTIC KITCHEN WASTE DISPOSALS	NO	948	47,196
8509400020	ELECTRIC DOMESTIC FOOD MIXERS	NO	275,203	7,390,353
8509400030	ELECTRIC DOMESTIC JUICE EXTRACTORS	NO	9,348	99,748
8509400040	ELECTRIC DOMESTIC FOOD GRINDERS AND PROCESSORS	NO	28,456	992,822
8509800040	ELECTRIC DOMESTIC CAN OPENERS INCL COMBINATION UNI	NO	10,674	92,796
8509800060	ELECTROMECHANICAL DOMESTIC APPLIANCES, NESOI	NO	1,867	209,064
8509800091	ELECTROMECHANICAL DOMESTIC APPLIANCES, NESOI	NO	110,780	17,896,287
8509902000	ELECTRIC DOMESTIC VACUUM CLEANER PARTS	X		409,513
8509903000	ELECTRIC DOMESTIC FLOOR POLISHER PARTS	X		3,141
8509904050	ELECTRIC DOMESTIC APPLIANCE PARTS, NESOI	X		942,519
8510100000	ELECTRIC SHAVERS	NO	195	7,585
8510200000	ELECTRIC HAIR CLIPPERS	X		301,247
8510901000	BLADES AND CUTTING HEADS OF SHAVERS	X		79,522
8510903000	PARTS OF ELECTRIC HAIR CLIPPERS	X		69,969
8510905500	PARTS OF ELECTRIC HAIR-REMOVING APPLIANCES	X		10,834
8511100000	INTERNAL COMBUSTION ENGINE SPARK PLUGS	HUN	205,989	1,109,855
8511200000	INTERNAL COMBUSTION ENGINE MAGNETOS, MAGNETO-DYNAM	X		15,720
8511300040	INTERNAL COMBUSTION ENGINE DISTRIBUTORS	NO	29	16,645
8511300080	INTERNAL COMBUSTION ENGINE IGNITION COILS	NO	4,840	50,500
8511400000	INTERNAL COMBUSTION ENGINE STARTER MOTORS	NO	5,955	504,542
8511500000	INTERNAL COMBUSTION ENGINE GENERATORS,NESOI	NO	6,551	2,819,167
8511802000	INTERNAL COMBUSTION ENGINE VOLTAGE REG,6, 12, 24 V	NO	106	10,058
8511804000	INTERNAL COMBUSTION ENGINE VOLTAGE REG,	NO	24,192	474,364
8511806000	OTHER INTERNAL COMBUSTION ENGINE IGNITION EQUIPMNT	X		195,670
8511906020	PARTS FOR INTERNAL COMBUSTION ENGINE DSTBR POINTS	NO	416,444	51,953
8511908000	PARTS FOR ELECTRICAL APPARATUS USED ON IC ENGINES	X		2,113,047

TABLE - 1 SHIPMENTS OF MERCHANDISE FROM THE UNITED STATES TO PUERTO RICO,
BY COMMODITY: FISCAL YEAR 2001

COMM CODE	DESCRIPTION	UNIT	QUANTITY	VALUE - $
8512100000	LIGHTING OR VISUAL SIGNALING EQUIPMENT FOR BICYCLE	X		81,939
8512202000	MOTOR VEHICLE LIGHTING EQUIPMENT	X		1,227,373
8512204000	MOTOR VEHICLE VISUAL SIGNALING EQUIPMENT	X		40,491
8512300000	ELECTRICAL SOUND SIGNALING EQUIPMENT FOR MTR VHL	X		259,162
8512402000	MOTOR VEHICLE DEFROSTERS AND DEMISTERS	X		169,216
8512404000	MOTOR VEHICLE WINDSHIELD WIPERS	X		146,082
8512902000	PARTS OF MOTOR VEHICLE OR CYCLE SIGNALING EQUIPME	X		281,745
8512905000	PARTS FOR LIGHTING EQUIPMENT FOR MOTOR VEHICLES	X		116,430
8512908000	PARTS FOR WINDSHIELD WIPERS, DEFROSTERS FOR MT VHC	X		215,031
8513100000	PORTABLE ELECTRIC LAMPS, BATTERY OR MAGNETO	X		572,916
8513900000	PARTS FOR PORTABLE ELECTRIC LAMPS	X		7,805,451
8514100000	INDUSTRIAL, LABORATORY FURNACES, OVENS, RESISTANCE	NO	387	389,939
8514200000	INDUSTRIAL, LABORATORY FURNACES, OVENS, INDN, DLTC	NO	41	318,427
8514302000	FURNACES, OVENS FOR DIFFUSION, ETC.,SEMICONDUCTORS	NO	1	4,762
8514304000	INDUSTRIAL, LABORATORY FURNACES, OVENS, NESOI	NO	1,775	427,932
8514400000	OTHER INDUCTION OR DIELECTRIC HEATING EQUIPMENT	X		61,925
8514900000	PARTS FOR IND, LAB FURNACES,OVENS OR HEATING EQUIP	X		340,409
8515110000	SOLDERING IRONS AND GUNS, ELECTRIC	NO	11,835	129,811
8515190000	BRAZING OR SOLDERING MACHINES, NESOI	NO	253	361,335
8515210000	ELECTRIC WELDERS, RESISTANCE, FULL OR PART AUTOMAT	NO	132	167,939
8515290000	ELECTRIC WELDERS, RESISTANCE, NESOI	NO	110	417,854
8515310000	ELECTRIC WELDERS, ARC, FULL OR PARTLY AUTOMATIC	NO	145	464,867
8515390020	ELECTRIC WELDERS, ARC, AC TRANSFORMER TYPE,NON-ROT	NO	91	46,339
8515390040	ELECTRIC WELDERS, ARC, NESOI, NON-ROTATING	NO	209	255,537
8515390060	ELECTRIC ARC WELDING MACHINES, ROTATING TYPE	NO	264	540,043
8515800040	ULTRASONIC WELDING MACHINES	NO	13	139,134
8515800080	ELEC WELDING MACHINES,NESOI; METAL SPRAYING EQ	NO	178	3,693,734
8515902000	PARTS OF WELDING MACHINES AND APPARATUS	X		1,294,920
8515904000	PARTS OF BRAZING AND SOLDERING EQUIP	X		753,227
8516100040	ELECTRIC STORAGE WATER HEATERS	NO	9,385	977,142
8516100080	ELECTRIC WATER HEATERS, NESOI, AND IMMERSION HEATE	NO	25,673	993,002
8516210000	ELECTRIC STORAGE HEATING RADIATORS	NO	59	11,642
8516290000	ELECTRIC SPACE HEATING APPARATUS,NESOI	X		368,191
8516310000	ELECTRIC HAIR DRYERS	NO	10,530	176,116
8516320000	ELECTROTHERMIC HAIR DRESSING APPARATUS,NESOI	X		22,285
8516330000	ELECTRIC HAND-DRYING APPARATUS	NO	6,158	127,288
8516400000	ELECTRIC FLATIRONS	NO	44,522	462,196
8516500000	MICROWAVE OVENS	NO	14,944	2,812,928
8516604000	ELECTRIC COOKING STOVES, RANGES AND OVENS	NO	10,860	5,758,681
8516606000	COOKING PLATES, BOILING RINGS, GRILLERS,& ROASTERS	NO	26,997	1,889,774
8516710000	ELECTRIC COFFEE OR TEA MAKERS	NO	38,566	709,225
8516720000	ELECTRIC TOASTERS	NO	24,796	236,410
8516790000	OTHER ELECTROTHERMIC APPLIANCES, DOMESTIC	NO	33,426	1,324,608
8516800000	ELECTRIC HEATING RESISTORS	X		832,796
8516901700	PARTS OF MICROWAVE OVENS	X		22,491
8516902700	PARTS OF ELECTRIC COOKING STOVES, RANGES AND OVENS	X		397,621
8516909500	PARTS,NESOI,FOR ELECTROTHERMIC APPLIANCES	X		484,056
8517110000	LINE TELEPHONE SETS WITH CORDLESS HANDSETS	NO	107,660	5,503,794
8517190000	VIDEOPHONES	NO	25,761	2,547,685
8517210000	FACSIMILE MACHINES	NO	1,966	710,385
8517220000	TELEPRINTERS	NO	27	318,863
8517301500	CENTRAL OFFICE TELEPHONE SWITCHING SYSTEMS	NO	854	3,645,955
8517302000	PRIVATE BRANCH EXCHANGE TELEPHONE SWITCHING APRTS.	NO	110	879,784
8517302500	ELECTRONIC KEY TELEPHONE SYSTEMS	NO	728	578,387
8517303000	TELEGRAPHIC SWITCHING APPARATUS	NO	1,638	1,411,578
8517305000	TELEGRAPHIC SWITCHING APPARATUS	X		6,160,239
8517501000	MODEMS,OF A KIND USED WITH ADP EQP.IN HEADING 8471	NO	19,578	3,045,629
8517505000	TELEPHON APP,CARR-CURRENT LINE OR DIGITAL LINE SYS	X		5,242,542
8517506000	TELEGRAPHIC APPARATUS FOR CARR-CURRENT LINE SYSTEM	X		126,838
8517509000	TELEGRAPHIC APPARATUS FOR DIGITAL LINE SYSTEMS	X		2,662,386
8517801010	TELEPHONIC INTERCOM SYSTEMS	NO	824	537,930
8517801020	TELEPHONIC APPARATUS, NESOI	X		737,933
8517802000	TELEGRAPHIC APPARATUS, NESOI	X		325,768
8517902000	PARTS FOR TELEPHONIC SWITCHING APPARATUS	X		11,321,223
8517905000	PARTS,NESOI,FOR TELEPHONIC APPARATUS	X		25,610,873
8517909000	PARTS FOR TELEGRAPHIC APPARATUS	X		5,580,815

TABLE - 1 SHIPMENTS OF MERCHANDISE FROM THE UNITED STATES TO PUERTO RICO,
BY COMMODITY: FISCAL YEAR 2001

COMM CODE	DESCRIPTION	UNIT	QUANTITY	VALUE - $
8518100000	MICROPHONES AND PARTS THEREOF	X		276,910
8518210000	SINGLE LOUDSPEAKERS, MOUNTED IN THEIR ENCLOSURES	NO	6,408	560,711
8518220000	MULTIPLE LOUDSPEAKERS,MOUNTED IN SAME ENCLOSURE	NO	15,883	2,353,463
8518290000	LOUDSPEAKERS, NESOI	NO	23,679	1,137,180
8518301000	TELEPHONE HANDSETS	NO	10,132	362,861
8518302000	OTHER HEADPHONES,EARPHONES, MICROPHONE/SPEAKER	NO	33,146	777,156
8518401000	LINE TELEPHONY AUDIO FREQUENCY AMPLIFIER REPEATERS	NO	3	15,625
8518402000	AUDIO FREQUENCY ELECTRIC AMPLIFIERS, NESOI	NO	16,417	5,974,488
8518500000	ELECTRIC SOUND AMPLIFIER SETS	NO	11,567	936,155
8518901000	PARTS OF TELEPHONE HANDSETS AND REPEATERS	X		240,694
8518903000	PARTS OF MICROPHONES,LOUDSPEAKERS,AMPLIFIERS	X		1,180,410
8519100000	COIN- OR TOKEN-OPERATED RECORD PLAYERS	NO	145	133,479
8519210000	RECORD PLAYERS WITHOUT LOUDSPEAKERS	NO	598	106,403
8519290000	RECORD PLAYERS,NESOI	NO	1,945	391,581
8519310000	TURNTABLES WITH AUTOMATIC RECORD CHANGERS	NO	6	3,290
8519390000	TURNTABLES,NESOI	NO	7	11,210
8519400000	TRANSCRIBING MACHINES	NO	37	11,787
8519920000	POCKET-SIZE CASSETTE PLAYERS	NO	303	20,552
8519934000	TAPE PLAYERS, CASSETTE TYPE FOR MOTOR-VEH INSTALL	NO	3,847	174,510
8519938000	TAPE PLAYERS, CASSETTE TYPE, NESOI	NO	189	24,095
8519990030	CARTRIDGE TYPE TAPE PLAYERS	NO	186	37,197
8519990070	SOUND REPRODUCING APPARATUS,NESOI	NO	172,889	14,408,824
8520100000	DICTATING MACHINES REQUIRING EXTERNAL POWER SOURCE	NO	59	46,204
8520200000	TELEPHONE ANSWERING MACHINES	NO	3,760	1,922,675
8520320000	MAGNET TAPE RECORDER/REPRODUCERS,DIGITAL AUDIO TYP	NO	994	271,385
8520330000	TAPE RECORDER/REPRODUCERS, CASSETTE TYPE	NO	11,533	1,440,691
8520390000	MAGNETIC TAPE RECORDERS/REPRODUCERS, NESOI	NO	1,262	347,724
8520900040	OPTICAL DISK RECORDERS	NO	592	153,473
8520900080	OTHER MAGNETIC SOUND RECORDING OR REPRODUCING EQUI	NO	3,744	505,044
8521100000	VIDEO RECORDING OR REPRODUCING APP, MAGNETIC TAPE	NO	8,747	5,914,465
8521900000	VIDEO RECORDING OR REPRODUCING APP,EXC MAGNET TAPE	NO	1,454	1,274,622
8522100000	PICKUP CARTRIDGES	NO	272	36,182
8522900010	MAGNETIC RECORDING AND REPRODUCING HEADS	X		14,876
8522900090	PARTS,NESOI,FOR APPARATUS OF HEADINGS 8519 TO 8521	X		558,073
8523110000	UNRECORDED MAGNETIC TAPE =< 4 MM WIDTH	NO	48,582	128,675
8523120020	UNRECORDED MAGNETIC TAPE >4 & =<6.5MM, AUDIO,NESOI	X		67,965
8523120040	UNRECORDED MAGNETIC TAPE >4 & =<6.5MM, VIDEO	X		108,637
8523120060	UNRECORDED MAGNETIC TAPE, >4 MM BUT =<6.5 MM,NESOI	X		103,314
8523130020	UNRECORDED MAGNETIC TAPE >6.5 MM WIDTH, AUDIO	X		79,172
8523130040	UNRECORDED MAGNETIC TAPE >6.5MM, VIDEO, CASSETTE	NO	190,565	435,110
8523130060	UNRECORDED MAGNETIC TAPE >6.5MM, VIDEO, NESOI	X		71,011
8523130080	UNRECORDED MAGNETIC TAPE >6.5MM, NESOI	X		1,757,821
8523200000	UNRECORDED MAGNETIC DISCS	NO	90,988	1,539,957
8523300000	UNRECORDED, CARDS INCORPORATING A MAGNETIC STRIPE	NO	3,240	585,803
8523900000	UNRECORDED MAGNETIC MEDIA, NESOI	X		623,644
8524100020	PHONOGRAPH RECORDS, 33-1/3 RPM STEREO, QUADRAPHONI	NO	5,830	185,210
8524100040	PHONOGRAPH RECORDS, NESOI	NO	28,829	1,303,866
8524310000	LASER DISCS,FOR REPRODUCING OTHER THAN SOUND/IMAGE	NO	111,094	3,691,582
8524320000	LASER DISC FOR REPRODUCING SOUND ONLY	NO	1,216,459	11,927,288
8524390000	DISCS FOR LASER READING SYSTEMS, NESOI	NO	900,489	6,533,317
8524400000	MAGNET TAPES FR REPRODUCING OTHER THAN SOUND/IMAGE	NO	14,754	390,657
8524511000	NEWS SOUND RECORDINGS RELATING TO CURRENT EVENTS	NO	19,535	189,428
8524513040	SOUND RECORDINGS ON CASSETTE TAPES, WIDTH =< 4MM	NO	106,335	2,237,419
8524513080	OTHER MAGNETIC TAPE RECORDINGS =< 4MM, NESOI	NO	24,389	357,790
8524521040	VIDEO TAPE RECORDNG >4MM AND =<6.5MM, IN CASSETTES	NO	62,143	1,721,320
8524521080	VIDEO TAPE RECORDINGS >4MM =<6.5MM,EXCEPT CASSETTE	NO	6,457	162,390
8524522000	OTHR MAGNET TAPE RECORDNG >4MM =<6.5MM,EXCEP VIDEO	NO	5,315	167,147
8524531040	VIDEO TAPE RECORDING, WIDTH =<16 MM, IN CASSETTES	NO	32,677	127,490
8524531080	VIDEO TAPE RECORDINGS >6.5MM BUT=<16MM,NOT IN CASS	NO	6,292	147,920
8524532000	OTHR MAGNET TAPE RECORDNG >6.5MM, EXCEPT VIDEO	NO	1,665	57,724
8524600000	RECORDED, CARDS INCORP. A MAGNETIC STRIPE	NO	3,699	59,245
8524910000	OHTR RECORDED MEDIA,NESOI,FOR REPROD OTHR THAN S/I	NO	26,858	4,004,781
8524990000	RECORDED MEDIA, NESOI	NO	1,554,327	18,470,773
8525102010	APPARATUS FOR RECEP OF TV SIGNALS BY TV SATELLITE	NO	39,513	7,122,840
8525102050	OTHER TRANSMISSION APPARATUS FOR TELEVISION	X		27,291,648
8525106010	RADIO TRANSMITTERS FOR CIVIL AIRCRAFT	NO	148	299,306

TABLE - 1 SHIPMENTS OF MERCHANDISE FROM THE UNITED STATES TO PUERTO RICO,
BY COMMODITY: FISCAL YEAR 2001

COMM CODE	DESCRIPTION	UNIT	QUANTITY	VALUE - $
8525106030	RADIO TRANSMITTERS =< 30 MHZ	NO	141	332,853
8525106050	RADIO TRANSMITTERS > 30 MHZ BUT =< 400 MHZ	NO	54	147,463
8525106070	RADIO TRANSMITTERS > 400 MHZ BUT =< 1000 MHZ	NO	449	649,155
8525106090	RADIO TRANSMITTERS FOR FREQ EXCEEDING 1000 MHZ	NO	58	314,279
8525108020	TRANSMISSION APPARATUS,NESOI,FOR CIVIL AIRCRAFT	X		125,133
8525108040	COMMUNICATIONS TRANSMISSION APPARATUS,NESOI	X		4,893,572
8525201000	RADIO TRANSCEIVERS, CITIZENS BAND (CB) TYPE	NO	1,266	257,353
8525202000	RADIO TRANSCIEVERS, LOW POWER, 49.8 MHZ TO 49.90MH	NO	984	380,414
8525203005	RADIO TRANSCEIVERS FOR CIVIL AIRCRAFT	NO	202	452,541
8525203030	RADIO TRANSCEIVERS, HAND-HELD, NESOI	NO	2,063	1,743,831
8525203040	RADIO TRANSCIEVERS, MARINE VHF-FM	NO	139	148,438
8525203042	RADIO TRANSCEIVERS, NESOI,=< 30 MHZ	NO	2,487	434,821
8525203045	RADIO TRANSCEIVERS, NESOI,> 30 MHZ BUT =< 400 MHZ	NO	127	480,509
8525203055	RADIO TRANSCEIVERS, NESOI,> 400 MHZ	NO	667	4,393,599
8525209020	RADIO TELEPHONES FOR INSTALLATION IN MOTOR VEHICLE	NO	213,221	44,165,810
8525209040	RADIO PHONES, NT MOTOR VHCL, PBLIC CELLULAR SRVCE	NO	89,872	16,488,106
8525209080	TRANSMISSION APPTS INCORPORATING RECEIVERS,NESOI	X		46,702,326
8525300020	TELEVISION CAMERAS, COLOR	NO	22,465	6,965,828
8525300070	TELEVISION CAMERAS, NESOI	NO	4,781	1,291,126
8525404000	DIGITAL STILL IMAGE VIDEO CAMERAS	NO	983	858,473
8525408020	8MM CAMCORDERS	NO	342	120,644
8525408050	CAMCORDERS EXCEPT 8MM	NO	275	316,325
8525408085	STILL VIDEO CAMERAS & OTHR VID CAM RECORDERS,NESOI	NO	1,452	3,826,794
8526100010	RADAR APPARATUS FOR USE IN CIVIL AIRCRAFT	NO	145	372,540
8526100020	RADAR DESIGNED FOR BOAT OR SHIP INSTALLATION	NO	94	560,414
8526100070	RADAR APPARATUS NESOI	NO	14	550,447
8526910010	RADIO NAVIGATIONAL AID APPARA FOR CIVIL AIRCRAFT	NO	193	466,296
8526910030	RADIO NAVIGATIONAL AID APPARATUS, RECEPTION ONLY	NO	84	332,082
8526910070	RADIO NAVIGATIONAL AID APPARATUS,NESOI	NO	128	201,965
8526920000	RADIO REMOTE CONTROL APPARATUS	X		512,235
8527120000	POCKET-SIZE RADIO CASSETTE PLAYERS	NO	1,063	308,271
8527131100	RADIOBROADCAST RECEIVERS, BATTERY TYPE, W/O RECORD	NO	3,199	617,864
8527132000	RADIOBRDCST RECEIV,BATTERY TPE, RADIO-TAPE RECORDR	NO	8,345	433,720
8527134000	RADIOBRDCST RECEIV,BATTERY TYPE, RADIO-PHONOGRAPH	NO	81	162,027
8527136000	RADIOBROADCAST RECEIVERS, BATTERY TYPE, NESOI	NO	32,359	1,604,479
8527190000	RADIOBROADCAST RECEIVERS, BATTERY TYPE, NESOI	NO	7,446	702,954
8527210000	RADIOBROADCAST RECEIVERS FOR MOTOR VEHICLES W RCOS	NO	17,713	1,671,512
8527290000	RADIOBROADCAST RECEIVERS FOR MOTOR VEHICLES NESOI	NO	123	232,990
8527310000	RADIOBROADCAST RECEIVERS,NESOI,WITH SOUND RECORDER	NO	26,215	4,245,742
8527320000	RADIOBROADCAST RECEIVERS,NESOI,WITH CLOCK WO P & R	NO	7,439	188,140
8527390000	RADIOBROADCAST RECEIVERS,NESOI	NO	8,565	732,557
8527904000	OTHER ARTICLES DESIGNED FOR CONNECTION TO TLPH	NO	5,025	1,576,275
8527908005	RADIO RECEIVERS FOR USE IN CIVIL AIRCRAFT	NO	37	65,256
8527908015	RADIO RECEIVERS, RADIO PAGING TYPE	NO	2,761	1,392,088
8527908025	RADIO RECEIVERS =< 30 MHZ	NO	7	12,771
8527908035	RADIO RECEIVERS > 30 MHZ BUT =< 400 MHZ	NO	3	9,921
8527908045	RADIO RECEIVERS > 400 MHZ BUT =< 1000 MHZ	NO	41	26,488
8527908055	RADIO RECEIVERS > 1000 MHZ	NO	190	132,170
8527908075	RECEPTION APPARATUS RADIO COMMUNICATIONS,NESOI	X		971,779
8528123000	RECEP APP FOR TV,COLOR,INC VIDEO RCRDNG/REPROD APP	NO	25,647	12,284,874
8528126005	03TV RCRS,CLR,W/PCTR TUBE,W/RDOBRDCST RCVRS/SND RC	NO	12,500	4,590,031
8528126010	RECEP APP FOR TV,COLOR, HAVNG PICTURE TUBE, < 52CM	NO	26,771	7,337,915
8528126040	RECEP APP FOR TV,COLOR,HAVNG A PICTURE TUBE > 52CM	NO	28,620	9,663,409
8528126057	RECEPT APP FOR TV,COLOR,NESOI,WITHOUT PICTURE TUBE	NO	4,808	1,979,260
8528130015	RECEP APP FR TV,MONOCHRME,W/ RDIO RECV/SND/VD/RPRD	NO	195	180,633
8528130080	RECEPTION APPARATUS FOR TV, MONOCHROME, NESOI	NO	4,206	322,782
8528210000	VIDEO MONITORS, COLOR	NO	15,975	2,429,119
8528220000	VIDEO MONITORS, MONOCHROME	NO	812	185,240
8528305550	VIDEO PROJECTORS, COLOR	NO	1,893	970,659
8528309000	VIDEO PROJECTORS, MONOCHROM	NO	1,045	456,490
8529102020	TELEVISION ANTENNAS, RECEIVING ONLY	NO	62,540	6,004,910
8529102050	TELEVISION ANTENNAS, NESOI	NO	94,399	7,205,150
8529102090	TELEVISION ANTENNA REFLECTORS	X		1,935,517
8529104000	ANTENNAS & PARTS FOR RADAR, RADIO NAVIGATIONAL AID	X		1,104,785
8529106000	ANTENNAS & PARTS,NESOI,FOR HOG 8525 TO 8528	X		2,421,316
8529901000	TELEVISION TUNERS	X		562,582

TABLE - 1 SHIPMENTS OF MERCHANDISE FROM THE UNITED STATES TO PUERTO RICO,
BY COMMODITY: FISCAL YEAR 2001

COMM CODE	DESCRIPTION	UNIT	QUANTITY	VALUE - $
8529903000	PARTS OF TELEVISION CAMERAS	X		533,162
8529903540	CONVERGENCE ASSEMBLIES, FLYBACKS, FS COILS,D COILS	X		8,681
8529903800	PARTS,NESOI,FOR TV APPARATUS, HEADINGS 8525-8528	X		881,084
8529904720	PARTS FOR RADAR APPARATUS	X		985,534
8529904740	PARTS FOR RADIO NAVIGATIONAL AID APPARATUS	X		105,677
8529904760	PARTS FOR RADIO REMOTE CONTROL APPARATUS	X		194,283
8529905000	PARTS, NESOI, OF APPARATUS IN HEADINGS 8525 TO 852	X		16,404,831
8530100000	ELECTRICAL SIGNALING OR TRAFFIC CONTROL EQPT RAIL	X		76,532
8530800000	ELECTRICAL SIGNALING OR TRAFFIC CONTROL EQPT,NESOI	X		377,435
8530900000	PARTS FOR ELC SIGNALING, TRAFFIC, SAFETY EQUIPMNT	X		679,901
8531100015	SMOKE DETECTORS, BATTERY POWERED	NO	2,481	59,063
8531100025	SMOKE DETECTORS, NESOI	NO	7,973	314,831
8531100035	BURGLAR ALARMS, ELECTRIC	NO	7,384	1,229,017
8531100045	BURGLAR OR FIRE ALARMS AND SIMILAR APPARATUS,NESOI	NO	3,324	2,360,723
8531200020	INDICATOR PANALS INCORPORATING LCD'S	X		1,317,520
8531200040	INDICATOR PANELS INCORPORATING LED'S	X		703,154
8531804000	PAGING ALERT DEVICES	NO	678	78,042
8531809010	INDICATOR PANELS INCORPORATING FLUORESCENT DEVICES	X		20,638
8531809015	INDICATOR PANELS, NESOI	X		349,489
8531809030	SOUND SIGNALING APPARATUS, HORNS	X		32,616
8531809038	RADAR DETECTORS OF A KIND USED IN MOTOR VEHICLES	NO	1	3,500
8531809040	SOUND SIGNALING APPARATUS,NESOI	X		104,977
8531809050	OTHER SIGNALING DEVICES, ELECTRIC, NESOI	X		363,578
8531900000	PARTS OF ELECTRIC SOUND OR VISUAL SIGNALING APRTS	X		15,323,838
8532100000	FIXED CAPACITORS, 50-60 HZ, POWER, CPCTY =>.5 KVAR	NO	14,527,628	5,845,547
8532210020	FIXED CAPACITORS, 50/60 HZ, TANTALUM ELECTROLYTIC	NO	5,165,044	2,519,086
8532210040	FIXED CAPACITORS,50/60 HZ, Ta ELECTROLYTIC,NON-MET	NO	3,194,257	1,639,227
8532210050	TANTALUM ELECTROLYTIC FIXED CAPACITORS,SMD	NO	6,204,827	5,340,379
8532210080	OTHER TANTALUM ELECTROLYTIC FIXED CAPACITORS, NESI	NO	6,762,706	8,157,530
8532220020	FIXED CAPACITORS, ALUMINUM ELECTROLYTIC =< 18 MM	NO	7,514,602	3,406,141
8532220040	FIXED CAPACITORS, ALUMINUM ELECTROLYTIC>18BUT=<35	NO	5,454,579	2,246,775
8532220055	OTH FIXED CAPACITORS, ALUM ELECTRO >35MM N/O 51MM	NO	88,485	170,628
8532220085	OTHER FIXED CAPACITORS, ALUM ELECTROLYTIC > 51 MM	NO	430,773	678,832
8532230020	FIXED CAPACITORS, CERAMIC, DIELECTRIC SL LYR CHIPS	NO	9,686,812	675,146
8532230040	FIXED CAPACITORS, CERAMIC, DIELECTRIC S L AXIAL LD	NO	260,216	96,177
8532230060	FIXED CAPACITORS, CERAMIC, DIELECTRIC S L RADIAL L	NO	1,318,128	110,496
8532240020	FIXED CAPACITORS, CERAMIC, DIELECTRIC MLTLYR CHIPS	NO	270,056,146	17,460,687
8532240040	FIXED CAPACITORS, CERAMIC, DIELECTRIC MLTLR AXIAL	NO	4,046,614	224,267
8532240060	FIXED CAPACITORS, CERAMIC, DIELECTRIC MLTLR RDIAL	NO	13,935,289	1,102,813
8532250010	FIXED CAPACITORS, PAPER, PLASTIC, AC, < 300 V	NO	736,472	181,913
8532250020	FIXED CAPACITORS, PAPER, PLASTIC, AC,=>300 B <600V	NO	99,522	115,940
8532250030	FIXED CAPACITORS, PAPER, PLASTIC, AC,=>600, <1000V	NO	49,279	131,183
8532250050	FIXED CAPACITORS, PAPER, PLASTIC, NESOI, LEADLESS	NO	3,234,080	2,795,975
8532250060	FIXED CAPACITORS, PAPER, PLASTIC, NESOI, AXIAL LDS	NO	164,338	101,959
8532250070	FIXED CAPACITORS, PAPER, PLASTIC, NESOI, RADIAL LD	NO	600,842	372,025
8532250080	FIXED CAPACITORS, PAPER, PLASTIC, NESOI, DIELECTRC	NO	607,037	146,566
8532290020	FIXED CAPACITORS, NESOI, MICA DIELECTRIC	NO	40,366	23,753
8532290040	FIXED CAPACITORS, NESOI	NO	3,134,591	1,309,362
8532300010	VARIABLE OR ADJUSTABLE CAPACITORS, MICA, GMC, GLSS	NO	77,552	63,234
8532300090	VARIABLE OR ADJUSTABLE CAPACITORS, NESOI	NO	866,712	5,131,682
8532900000	PARTS FOR ELECTRICAL CAPACITORS	X		3,738,160
8533100020	FIXED CARBON RESISTORS SURFACE MOUNTED FILM, >2 TM	NO	550,113	341,707
8533100042	FIXED CARBON RESISTORS SURFACE MOUNTED FILM, 2 TML	NO	58,884,364	892,278
8533100057	FIXED CARBON RESISTORS FILM, COMPOSITION, >2 LEADS	NO	88,054	146,736
8533100070	FIXED CARBON RESISTORS FILM, COMPOSITION, 2 LEADS	NO	13,378,069	221,297
8533210025	FIXED RESISTORS =< 20 W SURFACE MOUNTED > 2 TRMNLS	NO	6,286,970	1,203,382
8533210045	FIXED RESISTORS =< 20 W SURFACE MOUNTED, 2 TERMINA	NO	4,704,256	603,822
8533210075	FIXED RESISTORS,NESOI,HAVING MORE THAN 2 LEADS	NO	2,031,425	914,075
8533210080	FIXED RESISTORS NESOI, =< 20W, 2 LEADS WIRE W	NO	5,500,259	668,495
8533210090	FIXED RESISTORS NESOI, =< 20W, 2 LEADS, NESOI	NO	5,124,667	842,498
8533290000	FIXED RESISTORS NESOI > 20 W POWER HDLG CPCY	NO	2,153,151	1,402,536
8533310000	WIREWOUND VARIABLE RESISTORS, < 20 W	NO	215,150	136,083
8533390040	WIREWOUND VARIABLE RESISTORS, DIMMERS	NO	508	105,912
8533390080	WIREWOUND VARIABLE RESISTORS, NESOI	NO	336,029	133,027
8533400040	VARIABLE RESISTORS, NESOI, MOTOR STARTERS, CNL	NO	1,083,533	1,355,498
8533400080	VARIABLE RESISTORS, NESOI	NO	12,427,831	3,013,117

TABLE - 1 SHIPMENTS OF MERCHANDISE FROM THE UNITED STATES TO PUERTO RICO,
BY COMMODITY: FISCAL YEAR 2001

COMM CODE	DESCRIPTION	UNIT	QUANTITY	VALUE - $
8533900000	PARTS FOR RESISTORS, RHEOSTATS, POTETIOMETERS	X		1,019,061
8534000020	PRINTED CIRCUITS OF PLASTIC/GLASS =>3 LAYERS, CNDT	NO	851,095	15,674,922
8534000040	PRINTED CIRCUITS OF PLASTIC/GLASS, NESOI	NO	151,793	14,164,128
8534000050	PRINTED CIRCUITS, PLASTIC IMPRG.,NOT FLEX,PPR.BASE	NO	74	51,869
8534000070	PRINTED CIRCUITS, PLASTIC IMPRG.,NOT FLEX, NESOI	NO	205,026	1,122,767
8534000080	PRINTED CIRCUITS, FLEXIBLE TYPE, NESOI	NO	66,411,136	42,087,694
8534000085	PRINTED CIRCUITS HAVING A CERAMIC BASE	NO	10,144	250,536
8534000095	PRINTED CIRCUITS, NESOI	NO	1,529,369	42,239,365
8535100020	FUSES IN CIRCUITS => 2300 V	NO	1,852	505,694
8535100040	FUSES NESOI > 1000 V	NO	25,055	809,798
8535210000	AUTOMATIC CIRCUIT BREAKERS > 1000 V BUT < 72.5 KV	NO	3,205	5,606,155
8535290020	AUTOMATIC CIRCUIT BREAKERS => 345 KV	NO	3	82,664
8535290040	AUTOMATIC CIRCUIT BREAKERS NESOI > 72.5 KV < 345 K	NO	365	2,306,933
8535300040	ISOLATING AND MAKE AND BREAK SWITCHES, KNIFE TYPE	NO	3,184	28,034
8535300080	ISOLATING SWITCH & MAKE & BREAK SWITCH,NESOI>1000V	NO	10,170	340,143
8535400000	LIGHTNING ARRESTERS,VOLTAGE LIMITERS,SURGE SUPPRES	X		21,498,476
8535908020	TERMINALS, ELC SPLICES AND ELC COUPLINGS	NO	909,081	1,855,653
8535908040	ELECTRICAL CONNECTORS, NESOI > 1000 V	NO	1,678,434	8,044,279
8535908060	ELECT SWITCHING & CIRCUIT PROTECTION APPRTS, NESOI	NO	93,434	3,466,314
8536100020	FUSES =< 1000 V, GLASS CARTRIDGE	NO	6,275	95,442
8536100040	FUSES =< 1000 V, NESOI	NO	1,135,117	14,573,729
8536200020	AUTOMATIC CIRCUIT BREAKERS =< 1000 V, MOLDED CASE	NO	91,354,619	24,785,748
8536200040	AUTOMATIC CIRCUIT BREAKERS =< 1000 V, NESOI	NO	600,816	1,761,593
8536300000	OTHER APPARATUS FOR PROTECTING ELC CRTS =< 1000 V	X		2,321,923
8536410005	AUTOMOTIVE SIGNALING FLASHERS FOR VOLTAGE =< 60 V	NO	794,044	1,075,932
8536410020	ELCTMCHL RLYS =< 60 V, & CNTCTS < 10 A EXCPT ASF	NO	94,756	306,481
8536410030	RLYS (EXCPT ELCTMCHL & ASF) =< 60V, & CNTCTS < 10A	NO	286,982	886,249
8536410045	CONTACTORS, =<60 V, CNTCTS =>10 A, EXCPT ASF	NO	13,159	1,148,360
8536410050	ELCTMCHL RLYS(ECPT CNTCTRS & ASF)=<60V CNTCTS=>10A	NO	12,669	229,614
8536410060	RELAYS FOR PROTECTING ELECTRICAL CIRCUITS, =< 60 V	NO	63,858	2,453,034
8536490050	RELAYS > 60 V, & CONTACTS < 10 A ELCTMCHL	NO	34,711	95,328
8536490055	RELAYS > 60 V, & CONTACTS < 10 A NESOI	NO	85,429	572,941
8536490065	RELAYS > 60 V, CONTACTORS	NO	11,488	434,086
8536490075	RELAYS > 60 V, ELECTROMECHANICAL	NO	28,414	1,363,045
8536490080	RELAYS > 60 V, NESOI	NO	136,372	2,105,618
8536504000	MOTOR STARTERS	NO	95,402	3,570,704
8536507000	ELECTRNC AC SWTCH OPTICALLY COUPLD INPT/OUTPT CRCT	NO	188,629	561,770
8536509020	SWITCHES, ROTARY, RATED AT NOT OVER 5 A	NO	6,883	155,834
8536509025	SWITCHES, ROTARY, RATED AT OVER 5 A	NO	207	65,387
8536509030	SWITCHES, PUSH-BUTTON, RATED AT NOT OVER 5 A	NO	103,928	724,189
8536509035	SWITCHES, PUSH-BUTTON, RATED AT OVER 5 A	NO	3,789	45,047
8536509040	SNAP ACTION SWITCHES,OTHER THAN LIMIT, <=1000 V	NO	26,980	142,518
8536509045	SWITCHES, KNIFE, =<1000 V	NO	2,095	97,434
8536509050	SWITCHES, SLIDE = <1000 V	NO	12,314	50,894
8536509055	SWITCHES, LIMIT, NESOI, VOLTAGE NOT OVER 1000 V	NO	60,372	370,534
8536509065	OTHER SWITCHES, VOLTAGE NOT EXCEEDING 1000V, NESOI	NO	275,023	2,092,934
8536610000	LAMPHOLDERS	NO	153,145	380,374
8536694010	ELECTRICAL CONNECTORS, COAXIAL TYPE, <= 1,000 V	NO	820,043	15,865,846
8536694020	ELECTRICAL CONNECTORS, CYLINDRICAL, MULTICONTACT	NO	46,527	812,668
8536694030	ELECTRICAL CONNECTORS, RACK AND PANEL TYPE<=1000 V	NO	253,027	755,894
8536694040	ELECTRICAL CONNECTORS, PRNTED CRCT TYPE <=1,000 V	NO	2,105,728	11,076,056
8536695050	ELECTRICAL CONNECTORS, FOR VOLTAGE<=1,000 V, NESOI	X		40,105,469
8536904000	TERMINALS,ELECTR SPLICES & COUPLINGS,WAFER PROBERS	X		5,108,612
8536908010	ELECTRICAL DISTRIBUTION DUCTS, <= 1,000 V	X		672,802
8536908030	ELECTRICAL JUNCTION BOXES NOT EXCEEDING 1,000 V	NO	258,371	1,251,860
8536908085	ELECT APPARATUS FOR SWTCH & PROTECT CIRCUITS NESOI	X		6,992,269
8537106000	MOTOR CONTROL CENTERS FOR A VOLTAGE NOT EXC. 1000V	NO	238	738,110
8537109020	SWITCHGEAR ASSEMBLIES AND SWITCHBOARDS =< 1000 V	NO	5,650	2,420,074
8537109030	NUMERICAL CONTROLS FOR CONTROLLING MACHINE TOOLS	NO	2	87,261
8537109050	ELECTRICAL PANEL & DISTRIBUTION BOARDS =< 1000 V	NO	22,428	2,933,767
8537109060	PROGRAMABLE CONTROLLERS	NO	1,352	2,695,543
8537109070	ELECT APPARATUS EQP WITH APTS FRM HD 8535&36,NESOI	NO	82,389	6,302,022
8537200020	SWITCHGEAR & SWITCHBOARD ASSEMBLIES > 1000 V	NO	195	739,974
8537200040	ELECTRICAL APPARATUS EQP WITH APTS FM HD 8535&36	NO	4,436	1,436,313
8538100000	BOARDS, PANELS, CONSOLES ETC OF 8537 LESS APTS	X		1,354,735
8538907020	PARTS OF AUTO CIR BREAKERS FOR HEAD 8535/8536/8537	X		26,786,619

TABLE - 1 SHIPMENTS OF MERCHANDISE FROM THE UNITED STATES TO PUERTO RICO,
BY COMMODITY: FISCAL YEAR 2001

COMM CODE	DESCRIPTION	UNIT	QUANTITY	VALUE - $
8538907040	ELECTRICAL METAL CONTACTS FOR HEAD 8535,8536,8537	X		2,784,630
8538907060	PARTS NESOI OF SWITCHGEAR, FOR HD 8535, 8536, 8537	X		2,217,531
8538907080	PRTS SUITBL FOR USE W/APTS IN 8535,8536,8537,NESOI	X		16,930,267
8539100020	SEALED BEAM LAMP UNITS < 15.24 CM	NO	14,631	129,130
8539100040	SEALED BEAM LAMP UNITS =>15.24 CM	NO	19,482	83,798
8539212000	TUNGSTEN HALOGEN FILAMENT LAMPS =< 100 V	NO	7,683	28,796
8539214040	TUNGSTEN HALOGEN FILAMENT LAMPS > 100 V, & < 500 W	NO	49,604	574,081
8539214080	TUNGSTEN HALOGEN FILAMENT LAMPS > 100 V, & >= 500W	NO	4,793	77,526
8539224000	CHRISTMAS-TREE LAMPS > 100 V BUT NOT > 200 W	NO	86,383	22,786
8539228010	FILAMENT LAMPS =< 150 W BUT > 100 V, 3-WAY TYPE	NO	260,657	58,375
8539228030	FILAMENT LAMPS =< 150 W BUT > 100 V, DECORATIVE	NO	699,175	183,517
8539228050	FILAMENT LAMPS =< 150 W BUT > 100 V, NESOI INCL SD	NO	2,365,895	5,056,172
8539228070	FILAMENT LAMPS > 150 W	NO	47,877	245,463
8539292500	FILAMENT LAMPS,NESOI,=< 100 V EXCLUDING UV & IFRR	NO	112,249	141,032
8539294000	LAMPS NESOI > 100 V, FILAMENT	NO	65	12,144
8539310000	DISCHARGE LAMPS, (EX ULTRAVIOLET), FLUORESCENT	NO	963,273	1,578,579
8539320020	DISCHARGE LAMPS, (EX ULTRAVIOLET), SODIUM VAPOR	NO	9,756	75,235
8539320060	DISCHARGE LAMPS, (EX ULTRAVIOLET), METAL HALIDE	NO	27,643	333,966
8539390000	DISCHARGE LAMPS, (EX ULTRAVIOLET), NESOI	NO	110,331	415,781
8539410000	ARC LAMPS	NO	2	9,639
8539490040	ULTRAVIOLET LAMPS	NO	1,193	147,294
8539490080	ELECTRIC LAMPS NESOI INCLUDING INFRARED	NO	27,944	379,476
8539900000	PARTS FOR ELECTRIC FILAMENT OR DISCHARGE LAMPS	X		934,879
8540110035	CATHODE-RAY TV PICTURE TUBES, COLOR, =< 50 CM	NO	10	3,000
8540110070	CATHODE-RAY TV TUBES > 50 CM DGNL & <= 67 CM	NO	770	94,585
8540110080	CATHODE-RAY TELEVISION TUBES VIDEO DGNL > 67 CM	NO	773	66,031
8540120000	CATHODE-RAY TV PICTURE TUBES, BLACK & WHITE	NO	36	66,594
8540202000	CATHODE RAY TV & OTHER PHOTOCATHODE TUBES	NO	1	5,443
8540204000	TV CAM TUBE,IMAGE CONVERT & INTENSIFIERS	NO	26,447	207,528
8540400000	DATA/GRAPHIC DISPLAY TUBES,COLOR, W/ PITCH < 0.4 M	NO	12	51,158
8540500000	DATA/GRAPHIC DISPLAY TUBES, MONOCHROME	NO	3,970	62,248
8540600055	CATHDE-RAY TUBES, NESOI, VIDEO DISPLY DIAG =<36CM	NO	215	66,537
8540600080	CATHODE-RAY TUBES, NESOI, > 36 CM DIAGONAL DSPLY.	NO	4	48,261
8540714000	MAGNETRONS MICROWAVE TUBES, NESOI	NO	1	5,679
8540720000	KLYSTRON MICROWAVE TUBES	NO	1	20,000
8540810000	RECIEVER OR AMPLIFIER TUBES	NO	92	161,024
8540890020	GAS AND VAPOR ELECTRON TUBES, NESOI	NO	8	22,901
8540890040	TUBES, NESOI, DIODE, TRIODE, AND TETRODE TYPES	NO	2,250	194,926
8540890060	LIGHT-SENSING TUBES	NO	216	136,427
8540890080	OTHER THERMIONIC, COLD CATHODE OR PHOTOCATHODE TB	NO	160	86,745
8540912000	CATHODE-RAY TUBE DEFLECTION COILS	X		12,136
8540914000	PARTS, NESOI, FOR CATHODE RAY TUBES	X		11,676
8540990000	PARTS, NESOI, FOR ELECTRON TUBES	X		1,173,043
8541100040	CHIPS, DICE, WAFERS F DIODES EXC PHOTOSENSITIVE	NO	1,962,005	5,181,894
8541100050	ZENER DIODES	NO	10,601,354	2,130,260
8541100060	MICROWAVE DIODES	NO	77,602	1,912,696
8541100070	SEMICONDUCTOR DIODES NOT PHOTOSENSITVE =< 0.5 A	NO	2,616,016	492,368
8541100080	SEMICONDUCTOR DIODES NOT PHOTOSENSITVE > 0.5 A	NO	8,095,318	6,840,917
8541210040	CHIPS & WAFERS F TRANSISTORS EX PHOTO, < 1 W	NO	190,741	229,105
8541210080	TRANSISTORS OTHER THAN PHOTOSENSITIVE, < 1 W	NO	10,230,826	2,098,875
8541290040	CHIPS & WAFERS F TRANSISTORS EX PHOTO,=> 1 W	NO	124,774	998,626
8541290080	TRANSISTORS OTHER THAN PHOTOSENSITIVE => 1 W	NO	14,154,078	5,165,084
8541300040	CHIPS,WAFERS F THYRISTORS, DIAC & TRIAC,EXC PHOTO	NO	59,051	161,464
8541300080	THYRISTORS, DIACS & TRIACS, NOT PHOTOSENSITIVNESOI	NO	16,656,830	8,909,493
8541402000	PHOTOSENSITIVE SEMICONDUCTOR DEVICES, LED'S	NO	1,921,760	3,590,958
8541406010	CHIPS,DICE & WAFERS FOR PHOTOSENSITIVE DIODES	NO	228,092	815,583
8541406020	SOLAR CELLS IN MODULES OR PANELS	NO	1,392	762,744
8541406030	SOLAR CELLS NOT IN PANELS OR MODULES	NO	55	90,757
8541406050	PHOTOSENSITIVE DIODES,NESOI	NO	5,702	56,660
8541407040	CHIPS, DICE AND WAFER F PHOTOSENSITIVE TRANSISTORS	NO	285,154	2,644,210
8541407080	PHOTOSENSITIVE TRANSISTORS	NO	333,772	332,264
8541408000	OPTICAL COUPLED ISOLATORS	NO	3,827,317	1,449,224
8541409500	PHOTOSENSITIVE SEMICONDUCTOR DEVICES, NESOI	NO	175,322	599,896
8541500040	CHIP,DICE,WAFER FOR SEMICONDUCTOR DEVICES,NESOI	NO	187,002	662,409
8541500080	SEMICONDUCTOR DEVICES, NESOI	NO	6,564,106	11,138,018
8541600025	MOUNTED PIEZOELECTRIC CRYSTALS, QUARTZ, <= 20 MHZ	NO	493,371	1,543,114

TABLE - 1 SHIPMENTS OF MERCHANDISE FROM THE UNITED STATES TO PUERTO RICO,
BY COMMODITY: FISCAL YEAR 2001

COMM CODE	DESCRIPTION	UNIT	QUANTITY	VALUE - $
8541600060	MOUNTED PIEZOELECTRIC CRYSTALS, QUARTZ, > 20 MHZ	NO	325,166	1,645,833
8541600080	MOUNTED PIEZOELECTRIC CRYSTALS, EXCEPT QUARTZ	NO	2,613,149	1,904,152
8541900000	PARTS FOR DIODES, TRANSISTORS & SMLR SEMICONDUCTRS	X		1,304,934
8542120000	CARDS INCORP. ELEC. INTEGRATED CRCT (SMART CARDS)	NO	6,851,722	17,591,190
8542134000	MNLTHC INTGR CRCTS DGTL MOS,HGH DEF.TV >100000 GTS	NO	485,778	1,315,784
8542138005	UN,CHPS,DCE,WFRS DGTL MNLTHC INTGRT CRTS,SLCN(MOS)	NO	1,292,622	9,930,177
8542138010	CHPS,DCE,WFRS DGTL MLTHC INTGRTD CRTS,NOT SLCN MOS	NO	386,921	2,331,053
8542138012	MONOLITHIC INTEGRATED CRCT MOS DRAM LTEO 1 MEGABIT	NO	176,682	957,128
8542138025	MONOLITHIC INTEGRATD CRCT MOS DRAM GT 1 MEGABIT	NO	3,118,389	25,442,022
8542138027	MONOLITHIC INTEGRATED CRCT MOS DRAM <= 300000 BITS	NO	114,994	586,348
8542138028	MONOLITHIC INTEGRATED CRCT MOS DRAM > 300,000 BITS	NO	3,674,420	106,085,479
8542138043	MONOLITHIC INTEGRATED CRCT MOS SRAM <= 300000 BITS	NO	1,251,583	9,603,254
8542138044	MONOLITHIC INTEGRATED CRCT MOS SRAM > 300,000 BITS	NO	558,727	13,899,893
8542138056	MONOLITHIC INTEGRATED CIRCUITS, DIGITAL, (EEPROM)	NO	10,227,251	38,219,588
8542138061	MONOLITHIC INTEGRATED CIRCUITS, DIGITAL, (EPROM)	NO	304,321	2,831,534
8542138065	MONOLITHIC INTEGRATED CIRCUITS DIGITAL MOS NESOI	NO	1,674,149	19,261,541
8542138066	MICROPROCESSORS, MOS, DGTL, SLCN, <=8 BIT BUS	NO	1,200,936	3,419,805
8542138067	MICROPROCESSORS, MOS, DGTL, SLCN, 16 BIT BUS	NO	20,014	1,265,508
8542138068	MICROPROCESSORS, MOS, DGTL, SLCN,>=32 BIT BUS	NO	278,105	45,477,372
8542138072	MONOLITHIC INTEGRATED CIRCUITS DIGITAL (MOS) NESOI	NO	12,963,770	107,942,055
8542138092	MNLITHIC I/C'S DGTL, MEMORY, EXC SLCON, MOS, NESOI	NO	126,960	3,019,180
8542138096	MNLTHC I/C'S DGTL,EXC MEMORY OR SILICON,MOS,NESOI	NO	4,192,137	25,859,095
8542144000	MNLTHC INTGRD CRCTS,DGTL,BPR,HGH DEF TV,>100,000 G	NO	3,000	27,930
8542148001	CHPS,DCE,WFRS DGTL MNLTHC INTGTD CRTS,BPLR,SLCN	NO	17,576	115,907
8542148002	CHPS,DCE,WFRS DGTL MNLTHC INTGRD CRTS,BPLR EX SLCN	NO	3,012	67,386
8542148004	MONOLITHIC INTEGRATED CRCTS., DGTL. SILICON (SRAM)	NO	1,025	49,810
8542148007	MNLTHC INTEGD CRCTS, DGTL, BPR, OTHER MEMORY NESOI	NO	14,722	304,439
8542148011	MONOLITHIC I/C'S, EXC MEMORY SLCN, DGTL, BPR (TTL)	NO	611,800	420,262
8542148012	MONOLITHIC I/C'S DGTL, BPR, SLCN, EXC MMRY, (ECL)	NO	65,084	512,144
8542148017	MNLTHC INTGRTD CRCTS,SLCN,DGTL,BPR,EX MEM, NESOI	NO	1,802,224	2,525,569
8542148092	MNLTHC I/C'S DGTL, MEMORY, EXC SLCN, NESOI, BPLR	NO	20,738	48,954
8542148096	MNLTHC I/C'S DGTL, EXC MEMORY OR SLCN, BPLR, NESOI	NO	78,218	291,047
8542194000	MNLTHC I/C'S DGTL,CMBN BPLR/MOS,HGH DEF TV>100000G	NO	32,780	286,077
8542198001	CHPS,DCE,WFRS DGTL MNLTHC INTGR CRTS,SLCN,(BiMOS)	NO	4,812	29,330
8542198002	CHPS,DCE,WFRS DGTL MNTHC INTGRD CRTS,EX SLCN,BiMOS	NO	25,882	1,705,063
8542198073	MONOLITHIC I/C'S DGTL, SLCN, NESOI, (BICMOS) MMRY	NO	89,381	677,929
8542198078	MNLTHC I/C'S DGTL, SLCN, NESOI, (BICMOS) EXCPT MRY	NO	624,302	2,059,012
8542198079	MNLTHC I/C'S DGTL, SLCN, OTHER THAN BiCMOS, NESOI	NO	213,896	2,128,657
8542198092	MNLTHC I/C'S DGTL, MEMORY, EXC SLCN, NESOI, BiMOS	NO	2	3,903
8542198096	MNLTHC I/C'S DGTL, EXC MMRY OR SLCN, BiMOS, NESOI	NO	215,398	798,204
8542300040	CHPS,DCE,WFRS MONOLITHIC INTEGRATED CIRCUIT,NESOI	NO	2,847,590	12,914,267
8542300060	MONOLITHIC IC'S, NESOI, OPRATG FREQUENCY => 100MHZ	NO	977,449	2,674,763
8542300065	MONOLITHIC IC NESOI, FREQUENCY < 100 MHZ, ANALOG	NO	11,201,595	20,101,552
8542300080	MONOLITHIC IC NESOI,FREQ < 100MHZ,MIXED SGNL,LOGIC	NO	2,576,065	5,901,942
8542300090	MONOLITHIC IC NESOI,FREQ < 100MHZ, MIX SIGNL,NESOI	NO	8,058,621	21,656,874
8542400075	HYBRID INTEGRATED CIRCUITS,WITH FREQUENCY =>30 MHZ	NO	14,970	108,043
8542400095	HYBRID INTEGRATED CIRCUITS, NESOI	NO	140,723	4,169,836
8542500000	ELECTRONIC MICROASSEMBLIES	NO	5,795,202	15,497,012
8542900000	ELECTRONIC INTEGRATED CIRCUITS AND MCRSSMBLS PARTS	X		15,588,933
8543190000	PARTICLE ACCELERATORS, NESOI	NO	4	143,344
8543200000	SIGNAL GENERATORS	NO	329	813,467
8543300000	ELECTROPLATING, ELECTROPHORESIS AND ELECTROLYSIS M	X		41,351
8543400000	ELECTRIC FENCE ENERGIZERS	NO	13,220	49,213
8543810000	PROXIMITY CARDS AND TAGS	X		297,511
8543894000	ELECTRIC SYNCHROS & TRANSDUCERS,FLIGHT DATA RECORD	X		459,785
8543896000	ARTCLE DESIGNED FOR CONNECTION TO TELEGRP OR TELPH	X		991,226
8543897000	ELECTRIC LUMINESCENT LAMPS	NO	2,505	9,375
8543898000	MICROWAVE AMPLIFIERS	NO	39	100,638
8543898500	ELECTRICAL MACHINES FOR ELECTRICAL NERVE STIMULATN	NO	259	116,084
8543899620	RESISTOR/CAPACITOR NETWORKS	NO	6,179,843	804,511
8543899660	AMPLFIERS, NESOI	NO	512	485,079
8543899690	ELECTRICAL MACHINES AND APPARATUS,NESOI	X		9,763,490
8543908040	PARTS FOR PARTICLE ACCELERATORS	X		172,605
8543909500	PARTS,NESOI,FOR ELECTRICAL MACHINES,NESOI	X		3,244,785
8544110020	INSULATED WINDING WIRE, COPPER,33AWG(.18 MM)&FINER	KG	113,965	774,820
8544110030	INSULATED WINDING WIRE,COPPER,22AWG &FNR BUT>33AWG	KG	20,727	124,040

TABLE - 1 SHIPMENTS OF MERCHANDISE FROM THE UNITED STATES TO PUERTO RICO,
BY COMMODITY: FISCAL YEAR 2001

COMM CODE	DESCRIPTION	UNIT	QUANTITY	VALUE - $
8544110050	OTHER INSULATED WINDING WIRE MADE OF COPPER	KG	512,739	2,306,970
8544190000	INSULATED WINDING WIRE, NESOI	KG	120,950	845,435
8544200000	INSULATED COAXIAL CABLE AND COAXIAL ELECTRICAL CDT	KG	1,459,877	14,315,761
8544300000	INSULATED WIRING SETS FOR VEHICLES SHIPS AIRCRAFT	X		295,018
8544410000	INSULATED ELECTRIC CONDUCTORS =< 80 V WITH CNTRS	X		3,936,553
8544490000	INSULATED ELECTRIC CONDUCTORS =< 80 V NESOI	KG	2,679,875	11,014,337
8544510000	ELECTRICAL CONDUCTORS > 80 BUT =< 1000V W CNCTRS	X		9,462,608
8544592040	INSULATED ELECTRIC CONDUCTORS > 600 V OF COPPER	KG	46,452	368,392
8544592080	INSULATED ELECTRIC CONDUCTORS NESOI OF COPPER	KG	2,728,340	11,391,134
8544594000	INSULATED ELECTRIC CONDUCTORS >80 BUT =<1000 NESOI	KG	350,036	1,307,727
8544602000	INSULATED ELECTRIC CONDUCTORS > 1000 V WITH CNCTRS	X		45,798
8544604000	INSULATED ELECTRIC CONDUCTORS > 1000 V, NESOI, CU	KG	19,257	49,210
8544606000	INSULATED ELECTRIC CONDUCTORS > 1000 V, NESOI	KG	1,341	111,579
8544700000	INSULATED OPTICAL FIBER CABLES WITH INDVULY SH FBR	FBM	43,050,156	8,576,009
8545110000	CARBON ELECTRODES OF A KIND USED IN FURNACES	KG	1	3,549
8545190000	CARBON ELECTRODES,NESOI	KG	1,870	121,742
8545200000	ELECTRICAL CARBON OR GRAPHITE BRUSHES	KG	451	23,536
8545900000	ELECTRICAL CARBON OR GRAPHITE ARTICLES,NESOI	KG	93,722	446,182
8546100000	ELECTRICAL INSULATORS OF GLASS	NO	6,977	331,217
8546200030	ELECTRICAL INSULATORS, SPSSN PIN-TYPE OR LINE POST	NO	2,675	148,304
8546200060	ELECTRICAL INSULATORS, CERAMIC, NESOI, HGH-V, L-FY	NO	11,591	74,400
8546200090	ELECTRICAL INSULATORS, CERAMIC, NSPF.	NO	367,117	643,614
8546900000	ELECTRICAL INSULATORS, NESOI	NO	4,116,151	4,278,175
8547100000	INSULATING FITTINGS OF CERAMICS FOR ELECTRICAL MCH	NO	16,369	368,831
8547200000	INSULATING FITTINGS FOR MACHINES MADE OF PLASTIC	NO	1,265,418	3,414,576
8547900010	INSULATING FITTINGS FOR MACHINES NESOI	NO	136,343	1,484,880
8547900020	ELECTRICAL CONDUIT LINED WITH INSULATION, TUBING	KG	1,136,010	1,438,773
8547900030	ELECTRICAL CONDUIT LINED WITH INSULATION, JNTS THD	KG	69,058	192,509
8547900040	ELECTRICAL CONDUIT LINED WITH INSULATION, JS NESOI	KG	218,930	769,366
8548100540	SPENT LEAD-ACID STRGE BATTERIES FOR RECVRY OF LEAD	NO	27,994	341,751
8548100580	SPNT PRMRY/ELECT STRGE BATTR FOR RECVRY LEAD,NESOI	NO	291,772	1,515,923
8548101500	SPENT PRIMARY CELLS, BATTR, ELEC STRGE BATTR,NESOI	KG	12,360	86,736
8548102500	PRIMARY CELLS/BATTERY WASTE/SCRAP,RECOVERY OF LEAD	NO	1,703	8,514
8548103500	PRIMARY CELL/BATTERY WASTE,NOT FR RECOVERY OF LEAD	KG	18,143	5,000
8548900000	ELECTRICAL PARTS OF MACHINERY NESOI IN CHAPTER 85	X		36,885,759
	VEHICLES,AIRCRAFT,VESSELS AND ASSOCIATED TRANSPORT EQUIPMENT.....	TOTAL		1,420,074,054
	RAILWAY OR TRAMWAY LOCOMOTIVES, ROLLING STOCK AND PARTS THEREOF; RAILWAY OR TRAMWAY TRACK FIXTURES AND FITTINGS AND PARTS THEREOF; MECHANICAL(INCLUDING ELECTROMECHANICAL) TRAFFIC SIGNALING EQUIPMENT OF ALL KINDS.....	TOTAL		15,521,298
8602900000	OTHER RAIL LOCOMOTIVES, NESOI; LOCOMOTIVE TENDERS	NO	3	140,000
8603900000	SELF-PROPELLED RAILWAY OR TRAMWAY COACHES, NESOI	NO	64	1,342,708
8604000000	RAILWAY OR TRAMWAY MAINTENANCE OR SERVICE VEHICLES	X		830,636
8605000000	RAILWY, TRAMWY PASSENGR COACHES,NOT SELF-PROPELLED	NO	4	27,000
8606990000	OTHER RLWY,TRMWY FREIGHT CARS,NOT SELF-PRPL, NESOI	NO	24	11,659,392
8607120000	TRUCK ASSEMBLIES, FOR RAILWAY ROLLING STOCK NESOI	X		9,027
8607190600	PARTS OF AXLES FOR RAILWAY LOCOS OR ROLLING STOCK	KG	161	4,654
8607191200	RAILWAY WHEELS, WHETHER OR NOT FITTED WITH AXLES	KG	4,143	47,139
8607193000	PARTS OF TRUCK ASSMBLS OF VEHCLS OF HDG 8605-8606	X		229,657
8607199000	PARTS OF TRUCK ASSEMBLIES, NESOI	X		472,363
8607211000	AIR BRAKES & PARTS FOR VEHICLS OF HDG 8605 OR 8606	X		41,195
8607291000	BRAKES & PARTS,FOR VEHCLS OF HDG 8605-8606, NESOI	X		9,874
8607295000	OTHER BRAKES & PARTS FOR RAILWAY VEHICLES, NESOI	X		42,640
8607301000	HOOKS & OTHER COUPLINGS, BUFFERS, FOR 8605 OR 8606	X		80,886
8607305000	HOOKS + BUFFERS (NOT FOR HDG 8605 OR 8606), NESOI	X		28,553
8607910000	OTHER PARTS OF LOCOMOTIVES, NESOI	X		17,479
8607991000	OTHER PARTS(EX BRAKE REG) FOR HDG 8605-8606, NESOI	X		19,170
8607995000	PARTS,NESOI, OF RAILWAY ROLLING STOCK, NESOI	X		33,269
8608000000	RAILWY TRK FIXTRS; MECH SIGNLNG, SAFTY, ETC; PARTS	X		216,316

TABLE - 1 SHIPMENTS OF MERCHANDISE FROM THE UNITED STATES TO PUERTO RICO,
BY COMMODITY: FISCAL YEAR 2001

COMM CODE	DESCRIPTION	UNIT	QUANTITY	VALUE - $
8609000000	CONTAINERS FOR ONE OR MORE MODES OF TRANSPORT	X		269,340
	VEHICLES,OTHER THAN RAILWAY OR TRAMWAY ROLLING STOCK,AND PARTS AND ACCESSORIES THEREOF.....	TOTAL		1,310,712,147
8701200015	TRACTORS,ROAD,SEMI-TRL,GVW <=36287 KG, GAS OR DSL	NO	40	3,095,679
8701200045	TRACTORS,ROAD,SEMI-TRL,GVW >=36,287 KG, GAS OR DSL	NO	95	5,011,000
8701200080	ROAD TRACTORS, SEMI-TRAILER, USED, GAS OR DIESEL	NO	226	4,575,437
8701300015	TRACK-LAYING TRACTORS,NEW,ENG OF 93.3KW (125 HP)	NO	27	1,685,531
8701300030	TRACK-LAYING TRACTORS,NEW,ENG OF 93.3KW,LES119.4KW	NO	5	500,815
8701300045	TRACK-LAYING TRACTORS,NEW,ENG OF 119.4 ,LES194KW	NO	4	578,773
8701300075	TRACK-LAYING TRACTORS,NEW,ENG 257.4KW OR MORE	NO	3	1,340,528
8701300090	TRACK-LAYING TRACTORS,USED,OTHR THN 8709	NO	2	18,084
8701901001	LOG SKIDDERS SUITABLE FOR AGRICULTURAL USE	NO	1	50,000
8701901005	TRCTS,AGRCLT USE,NEW PTO OF LESS 14.9 KW	NO	4	37,099
8701901010	TRCTS,AGRL USE,NEW,PTO => 14.9KW BUT <22.4KW,NESOI	NO	51	295,529
8701901015	TRCTS,AGRL USE,NEW,PTO => 22.4KW BUT < 29.8KW	NO	16	131,629
8701901030	TRCTS,AGRL USE,NEW,PTO =>29.8KW BUT <44.8KW,NESOI	NO	13	247,437
8701901045	TRCTS,AGRL USE,NEW,PTO =>74.6KW BUT <89.5KW,NESOI	NO	1	11,500
8701901050	TRCTS,AGRL USE,NEW,PTO,=>89.5KW BUT <104.4KW,NESOI	NO	1	20,000
8701901065	TRCTS,AGRL USE,NEW,PTO OF 134.3KW OR MORE,NESOI	NO	1	80,911
8701901070	TRCTS,AGRL USE, NEW,EXC TRACK-LAYING AND PTO TYPE	NO	23	182,354
8701901090	TRCTS,AGRL USE, USED, EXC TRACK-LAYING TYPE	NO	48	710,001
8701905015	TRCTS, WTH NT ENG LES THN 223.8KW,NESOI	NO	5	33,292
8701905020	TRCTS, WTH NT ENG PWR =>223.8KW BUT <373 KW,NESOI	NO	37	5,015,154
8701905025	TRCTS, WTH NT ENG PWR OF 373 KW OR MORE, NESOI	NO	5	188,163
8702100000	PASSENGR MTR VEH COMPR-IGNITN INTR COMB PIST(DISL)	NO	99	1,700,134
8702900000	PUBLIC-TRNSPRT TYP PASGNR VEH, NESOI	NO	694	9,718,641
8703101000	VEHICLES DESIGNED FOR TRAVELING ON SNOW	NO	3	53,480
8703105030	MOTORIZED GOLF CARTS FOR THE TRANSPORT OF PERSONS	NO	214	804,888
8703105060	VEH FOR TRANSPORT OF PERSONS,EXC SNOW & GOLF CARTS	NO	492	1,231,457
8703210000	PASS MTR VEH, SPARK IGN ENG, NOT OV 1,000 CC	NO	63	454,286
8703220000	PASS MTR VEH,SPARK IGN ENG, >1000CC BUT =<1500CC	NO	106	2,394,253
8703230010	MOTOR HOMES,SPK.IGN.NEW,>=1500CC AND <=3000CC DSPL	NO	16	653,651
8703230020	VEHICLES,NESOI,NEW,ENG EXC 1,500,EXC 3,000CC<=4CYL	NO	8,352	121,407,464
8703230060	VEHICLES,NESOI,NEW,ENG EXC >1500<=3000CC,>4<= 6CYL	NO	21,580	362,075,931
8703230075	VEHICLES,NESOI,NEW,ENG >1500,<=3000CC, >6 CYLINDES	NO	148	9,524,080
8703230090	VEHICLES,NESOI,USED,ENG EXC 1500,NOT EXC 3000 CC	NO	16,379	130,671,150
8703240010	AMBULANCES, HEARSES, PRISON VANS, NEW, > 3000 CC	NO	33	584,195
8703240030	MOTOR HOMES SPK.IGN.NEW >3,000CC DISPLACEMENT	NO	2	158,000
8703240050	PASS VEH,SPARK IGN, NESOI, NEW, > 3000 CC,&<=4 CYL	NO	1	10,000
8703240060	PASS VEH,SPARK IGN,NESOI,NEW,>=3000 CC, 6CYL	NO	6,944	116,841,701
8703240075	PASS VEH,SPARK IGN,NESOI,NEW, >3000 CC & >6CYLINDR	NO	3,492	68,044,409
8703240090	PASS MTR VEH, SPARK IGN, OVER 3000 CC, USED	NO	9,115	56,099,135
8703310000	PASS MTR VEH, DIESEL ENG, NOT OV 1500 CC	NO	28	691,523
8703320010	PASS VEH, DIESEL ENG, OV 1500 BT NT OV 2500 CC,NEW	NO	691	11,559,790
8703320050	PASS VEH,DIESEL ENG, OV 1500 BT NT OV 2500 CC,USED	NO	1,288	16,776,502
8703330010	AMBULANCES, HEARSES, PRISON VANS OVER 2500CC NEW	NO	16	945,244
8703330045	PASS MTR VEH, DIESEL ENG, OVER 2500 CC, NEW	NO	17	615,112
8703330085	PASS MTR VEH, DIESEL ENG, OVER 2500 CC, USED	NO	9	66,205
8703900000	PASSENGER MOTOR VEHICLES, NESOI	NO	342	5,744,652
8704101000	CAB CHASSIS, DUMPERS DESIGNED FOR OFF-HIGHWAY USE	NO	149	7,650,624
8704105020	MOTR VEH,REAR DUMP,40.8 METRIC TONS OR LESS	NO	35	2,358,269
8704105030	MOTR VEH,REAR DUMP =>40.8 BUT <63.5 METRIC TONS	NO	6	120,000
8704105050	MOTR VEH,REAR DUMP,EXCED 90.7 METRIC TONS	NO	3	565,000
8704105060	MOTR VEH DUMPERS FOR OFF-HGHWY USE,EXC REAR DUMP	NO	21	800,334
8704210000	TRUCKS, NESOI, DIESEL ENG, GVW 5 METRIC TONS & UND	NO	108	2,439,435
8704225010	TRUCK, DIESEL ENG, GVW >5 BUT =<9 M TONS	NO	148	3,583,584
8704225030	TRUCK, DIESEL ENG, GVW >9 BUT =< 12 M TONS	NO	6	122,532
8704225050	TRUCK, DIESEL ENG, GVW >12 BUT =< 15 METRIC TONS	NO	3	130,329
8704230000	TRUCK, DIESEL ENG, GVW > 20 METRIC TONS	NO	1	75,411
8704310020	TRUCK, SPRK IGN ENG, GVW =< 2.5 METRIC TONS	NO	5,957	76,805,578
8704310040	TRUCK, SPRK IGN ENG, GVW >2.5 BUT =< 5 M TONS	NO	4,439	85,520,789
8704320010	TRUCK, SPRK IGN ENG, GVW >5 BUT =<9 METRIC TONS	NO	456	7,084,436
8704320040	TRUCK, SPRK IGN ENG, GVW >15 BUT =<20 METRIC TONS	NO	7	21,680

TABLE - 1 SHIPMENTS OF MERCHANDISE FROM THE UNITED STATES TO PUERTO RICO,
BY COMMODITY: FISCAL YEAR 2001

COMM CODE	DESCRIPTION	UNIT	QUANTITY	VALUE - $
8704900000	TRUCKS, NESOI	NO	86	2,402,104
8705100010	MOBILE CRANES, CABLE OPERATED	NO	31	3,855,824
8705100050	MOBILE CRANES, NESOI	NO	22	3,758,527
8705200000	MOBILE DRILLING DERRICKS	NO	3	786,501
8705300000	FIRE FIGHTING VEHICLES	NO	9	621,781
8705400000	CONCRETE MIXERS, SPECIAL PURPOSE VEHICLE	NO	110	7,991,567
8705900000	SPECIAL PURPOSE VEHICLES, NESOI	NO	648	22,825,795
8706001020	CHASSIS FITTED WITH ENG FOR VEH OF SUBHD 8701.20	NO	1	2,861
8706001040	CHASSIS FITTED WITH ENGINES FOR VEH OF HEAD 8702	NO	38	291,226
8706001060	CHASSIS FITTED WITH ENGINES FOR VEH OF HEAD 8704	NO	1	7,125
8706001520	PASSNGR AUTO CHASSIS FITTED WITH ENG HEAD 8703	NO	74	223,083
8706001540	CHASSIS FITTED WITH ENGINES FOR VEH,NESOI,HEAD8703	NO	25	216,269
8706002500	CHASSIS FITTED WITH ENGINES FOR VEH, HEAD 8705	NO	18	329,547
8706009000	CHASSIS FITTED WITH ENGINES,VEH,NESOI,HD,8701,8705	NO	555	1,772,036
8707100020	BODIES FOR PASSENGER AUTOS OF HEADING 8703	NO	2,627	486,066
8707100040	BODIES FOR VEHILES, NESOI, OF HEADING 8703	NO	1,899	277,119
8707905060	BODIES FOR VEHICLES OF HEADING 8704	NO	122	516,621
8707909500	BODIES (INCLUDING CABS) FOR VEHICLES,NESOI	NO	357	543,773
8708100010	STAMPINGS OF BUMPERS AND PARTS, HEAD 8701 TO 8705	X		61,121
8708100050	BUMPERS AND PARTS, NESOI, OF HEADINGS 8701 TO 8705	X		2,997,002
8708210000	SAFETY SEAT BELTS AND PARTS OF 8701 TO 8705	KG	1,365	30,275
8708290010	STAMPINGS OF BODIES OF 8701 TO 8705	X		1,413,909
8708295025	TRUCK CAPS	NO	48	35,869
8708295070	PTS AND ACCESSORIES,NESOI,OF BODIES HDG 8701,8705	X		16,974,451
8708310000	MOUNTED BRAKE LININGS OF MOTOR VEH OF HD,8701,8705	X		651,969
8708390000	BRAKES AND SERVO-BRAKES,PARTS, OF 8701,8705	X		8,460,084
8708401000	GEAR BOXES,PARTS,SUBHD8701.20,HDG8702 OR 8704	NO	10,139	410,432
8708402000	GEAR BOXES AND PARTS FOR VEHICLES OF HEADING 8703	NO	17,257	580,098
8708406000	GEAR BOXES FOR VEHICLES,NESOI,OF 8701 TO 8705	X		431,421
8708500010	DRIVE AXLES WITH DIFFERNTL FOR TRACTORS	X		1,729,576
8708500050	DRIVE AXLES WITH DIFFERNTL FOR VEHICLES,NESOI	X		268,171
8708600050	NON-DRIVING AXLES AND PARTS FOR VEHICLES,NESOI	X		45,146
8708700010	ROAD WHEELS AND PARTS AND ACCESSORIES FOR TRACTORS	X		34,977
8708700050	ROAD WHEELS AND PRTS FOR VEH NESOI,OF 8701,8705	X		1,043,895
8708801000	SUSPENSION SHOCK ABSORBERS FOR TRACTORS FOR AG USE	X		73,327
8708805000	SUSPENSION SHOCK ABSORBERS FOR VEHICLES, NESOI	X		4,179,643
8708911000	RADIATORS FOR TRACTORS FOR AGR USE	X		69,761
8708915000	RADIATORS FOR VEHICLES, NESOI	NO	18,601	341,192
8708925000	MUFFLERS AND EXHAUST PIPES FOR VEHICLES, NESOI	X		669,977
8708931000	CLUTCHES AND PARTS FOR TRACTORS FOR TRACT,AGRICULT	X		76,193
8708935000	CLUTCHES AND PARTS FOR VEHICLES, NESOI	X		802,695
8708945000	STEERING WHEELS,STEERING COLUMNS,STEERING BOXES,VE	X		213,910
8708990010	PARTS AND ACCESSORIES NESOI,FOR TRACTORS NESOI	X		8,428,190
8708995800	DOUBLE FLANGED WHEEL HUB UNITS INC BALL BEARINGS	NO	555	11,279
8708996100	AIRBAGS FOR MOTOR VEHICLES OF HEADING 8701 TO 8705	X		87,372
8708998015	DOUBLE FLANGED WHEEL HUB UNITS NOT INC BALL BEARIN	NO	1,834	13,101
8708998030	SLIDE-IN CAMPERS FOR MOTOR VEHICLES	NO	9	26,231
8708998075	PARTS AND ACESSORIES FOR VHCLS 8701 TO 8705, NESOI	X		29,861,415
8709110030	WORKS TRUCKS,ELEC, OPERATOR RIDING W/O LIFT EQUIP	NO	5	27,466
8709110060	VEHICLES,SEL-PROPLD, NOT FITD WTH LIFTNG,HANDLG EQ	NO	695	7,051,695
8709190030	WORKS TRUCKS, EXC ELEC, OPERATOR RIDE,W/O LIFT EQP	NO	171	2,887,662
8709190060	WORKS TRUCKS,EXC ELEC,EXC OP RIDE,W/O LIFT EQP	NO	7	105,000
8709900000	PARTS FOR WORKS TRUCKS W/O LIFT EQUIP	KG	14,131	218,412
8710000030	TRACKED (INCLUDING HALF-TRACKED) VEHICLES	NO	2	6,590,000
8711100000	MOTOCYCLES (INCL MOPEDS),PIST,ENG,CYL,NOT,EXC 50CC	NO	177	609,621
8711200000	MOTORCYCLES (INCLUDING MOPEDS),CYCL,EXC50CC,NT250C	NO	119	264,255
8711300000	MOTORCYCLES (INCLUDING MOPEDS),CYCL,EXC250CC,NT500	NO	66	352,942
8711400000	MOTORCYCLES,CYCL,EXC500,NT800CC	NO	25	132,025
8711500000	MOTORCYCLES, CYCL,EXCD 800 CC	NO	342	2,727,025
8711900000	MOTORCYCLES (INCLUDING MOPEDS), NESOI	NO	352	723,419
8712001070	BICYCLES HAVING BOTH WHEELS <= 63.25 CM DIAMETER	NO	2,014	92,297
8712002600	BICYCLES HAVING BOTH WHEELS > 63.25 CM DIAMETER	NO	4,065	354,666
8712006000	BICYCLES AND CYCLES NESOI (INCL DEL TRICYCL)	NO	16,177	899,499
8713100000	INVALID CARRIAGES, NOT MECHANICALLY PROPELLED	NO	4,158	1,352,874
8713900000	INVALID CARRIAGES, NESOI	NO	448	647,095
8714110000	SADDLES AND SEATS OF MOTORCYCLES	KG	987	13,588

TABLE - 1 SHIPMENTS OF MERCHANDISE FROM THE UNITED STATES TO PUERTO RICO,
BY COMMODITY: FISCAL YEAR 2001

COMM CODE	DESCRIPTION	UNIT	QUANTITY	VALUE - $
8714190000	PARTS, NESOI, OF MOTORCYCLES	KG	316,578	6,355,192
8714200000	PARTS AND ACCESSORIES OF INVALID CARRIAGES	KG	28,553	204,608
8714910000	FRAMES AND FORKS, AND PRTS OF HEAD 8711 TO 8713	KG	173	15,881
8714920000	WHEEL RIMS AND SPOKES,NESOI,OF VEH,HED,8711,8713	KG	32,377	96,804
8714930000	HUBS,OTHER THAN COSTER BRAKN HUBS,HB BRKS,SPK,WHLS	KG	4,153	25,644
8714940000	BRAKES, INCL COASTER BRKNG HUBS,HUB BRKS,PRTS,NES	KG	21,123	49,814
8714960000	PEDALS AND CRANK-GEAR, PARTS,NESOI,OF 8711,8713	KG	1,032	9,568
8714990000	PARTS AND ACESSORIES NESOI OF VEH,OF 8711,8713	KG	105,191	600,179
8715000020	BABY CARRIAGES (INCLUDING STROLLERS)	NO	11,298	480,513
8715000040	PARTS OF BABY CARRIAGES	KG	23,130	99,979
8716100030	TRAILERS AND SEMI-TRAILERS FOR HOUSING LES 10.6M	NO	110	1,139,704
8716100075	TRAILERS AND SEMI-TRAILERS FOR HOUSING 10.6M, MORE	NO	272	2,815,295
8716200000	SELF-LOADING OR SELF-UNLOADING TRAILERS,SEMI-TRAIL	NO	3	31,224
8716310000	TANKER TRAILERS AND TANKER SEMI-TRAILERS, NESOI	NO	54	919,223
8716390010	TRAILERS AND SEMI-TRAILERS,NESOI,FOR AGRICULTURAL	NO	9	89,298
8716390020	TRAILERS AND SEMI-TR, NESOI, FOR VEH OF HEAD 8709	NO	19	88,731
8716390030	TRAILERS AND SEMI-TR, NESOI, FOR VEH OF HD 8703	NO	243	1,108,749
8716390040	TRAILERS AND SEMI-TRAILERS, NESOI, VAN TYPE, NESOI	NO	9	248,287
8716390050	TRAILERS AND SEMI-TRAILERS, NESOI, PLATFORM TYPE	NO	122	2,244,458
8716390090	TRAILERS AND SEMI-TRAILERS, NESOI, TRANPRT GOODS	NO	11	105,140
8716400000	TRAILERS AND SEMI-TRAILERS, NESOI	NO	465	8,151,912
8716805010	INDUSTRIAL HAND TRUCKS	NO	1,038	113,058
8716805070	VEHICLES NOT MECHANICALLY PROPELLED, NESOI	NO	17,237	1,625,615
8716900000	PARTS,NESOI,OF TRAILERS,SEMI-TRAILERS;VEH NESOI	KG	299,957	2,200,423
	AIRCRAFT,SPACECRAFT,AND PARTS THEREOF.....	TOTAL		67,554,048
8801100060	GLIDERS; EXCLUDING HANG GLIDERS	NO	4	55,850
8801900000	BALLOONS, DIRIGIBLES & OTHER NON-POWERED AIRCRAFT	X		56,868
8802110030	NEW HELICOPTERS, NON-MILITARY,UNLADEN WGT<= 998KG	NO	1	790,500
8802110045	NEW HELICOPTERS,NON-MILITARY UNLADN WGT>998<2000KG	NO	2	3,018,100
8802300030	NEW MULTI ENG AIRPLNS,>2000 &<= 4536 KG	NO	1	2,325,085
8803100010	PRPELLRS & ROTORS & PRTS THEREOF FOR CIVIL AIRCRFT	KG	15,172	3,589,480
8803100050	PROPLLRS & ROTORS & PRTS THEREOF FOR MLTARY AIRCFT	KG	1,041	252,703
8803200010	UNDERCARRIAGES & PARTS FOR USE IN CIVIL AIRCRAFT	KG	778	115,667
8803200050	UNDERCARRIAGES & PARTS THEREOF FOR MILITRY AIRCRFT	KG	4,246	2,750,434
8803300010	OTHER PARTS,NESOI,OF CIVIL AIRPLANES/HELICOPTERS	KG	143,566	40,936,197
8803300050	OTHER PARTS,NESOI,OF MILITARY AIRPLANES/HELICOPTRS	KG	22,727	10,939,085
8803903000	PARTS OF COMMUNICATIONS SATELLITES	KG	19,149	1,985,977
8803909010	OTH PRTS,NESOI,FOR CIVIL AIRCRFT,&NON-POWRD AIRCFT	KG	1,791	377,344
8803909050	OTHER PARTS,NESOI,FOR OTHR MILTARY AIR & SPACCRFT	KG	1,735	100,253
8804000000	PARACHUTES(ALSO DIRGIBLE CHUTES)&ROTOCHUTES & PRTS	KG	170	40,353
8805100000	AIRCRAFT LAUNCHING GEAR,DECK-ARRESTOR,ETC. & PARTS	KG	3,934	113,897
8805200000	GROUND FLYING TRAINERS AND PARTS THEREOF	KG	1,553	106,255
	SHIPS,BOATS AND FLOATING STRUCTURES.....	TOTAL		26,286,561
8901100000	CRUISE SHIPS,EXCURSION BOATS AND SIMILAR VESSELS	NO	1	5,200
8901900000	VESSELS,NESOI,FOR TRANSPORT OF GOODS AND VESSELS	NO	41	381,144
8903100000	INFLATABLE YATCHTS,VESSELS, FOR PLES,SPORTS	NO	251	103,247
8903910025	SAILBOATS, WITH AUXI,MOTR,NT EX 9.2M, LENGTH	NO	4	61,981
8903910035	SAILBOATS, WITH AUX, MOTR, EXC. 9.2M IN LENGTH	NO	1	61,118
8903910045	SAILBOATS, WITH/WITHOUT,AUXIL MOTR NESOI	NO	13	160,339
8903910060	SAILBOATS WITHOUT AUXIL MT NESOI	NO	1	12,538
8903910075	SAILBOATS WITHOUT AUX MOTOR > 6.5M BUT <= 9.2M	NO	2	125,000
8903910085	SAILBOATS WITHOUT AUX MOTOR > 9.2M (30 FEET) NESOI	NO	3	62,403
8903920015	MOTORBOATS INBOARD/OUTDRIVE POWRD,NT EXC,6.5MLENTH	NO	37	762,244
8903920025	MOTORBOATS INBOARD/OUTDRIVE POWRD,EXCEED 6.5M LNTH	NO	94	4,935,832
8903920050	INBOARD POWERED MOTORBOATS,NOT EXC,8M LENGTH	NO	3	35,200
8903920075	INBOARD POWERED MOTORBOATS,EXCED 8M,LENGTH	NO	17	1,613,435
8903991000	ROW BOATS AND CANOES,DESIGNED FOR MOTORS OR SAILS	NO	6	74,522
8903992000	OUTBOARD MOTORBOATS	NO	140	605,641
8903999000	YACHTS & OTH VESSELS FOR PLEASURE OR SPORTS, NESOI	NO	688	15,431,862
8905200000	FLOATING OR SUBMERSIBLE DRILLING OR PRODCTN,PLTFRM	T	5	22,581
8905901000	FLOATING DOCKS	T	18	4,460

TABLE - 1 SHIPMENTS OF MERCHANDISE FROM THE UNITED STATES TO PUERTO RICO,
BY COMMODITY: FISCAL YEAR 2001

COMM CODE	DESCRIPTION	UNIT	QUANTITY	VALUE - $
8905905000	VESSELS,NESOI	NO	2	89,506
8906001000	HULLS	T	1	2,652
8906009090	VESSELS,NESOI, LIFEBOATS	X		227,538
8907100000	INFLATABLE RAFTS	NO	4,669	112,648
8907900030	BUOYS	X		14,651
8907900060	TANKS	X		1,136,143
8907900090	FLOATING STRUCTURES NESOI	X		234,676
8908000000	VESSELS AND FLOATING STRUCTURES, FOR BREAKING	T	62	10,000
	OPTICAL,PHOTOGRAPHIC,CINEMATOGRAPHIC, MEASURING,CHECKING,PRECISION,MEDICAL OR SURGICAL INSTRUMENTS AND APPARATUS; CLOCKS AND WATCHES; MUSICAL INSTRUMENTS; PARTS AND ACCESSORIES THEREOF.....	TOTAL		769,719,211
	OPTICAL,PHOTOGRAPHIC,CINEMATOGRAPHIC, MEASURING,CHECKING,PRECISION,MEDICAL OR SURGICAL INSTRUMENTS AND APPARATUS; PARTS AND ACCESSORIES THEREOF.....	TOTAL		755,996,902
9001100000	OPTICAL FIBERS, OPTICAL FIBER BUNDLES AND CABLES E	FBM	126,317	595,966
9001300000	CONTACT LENSES	PRS	472,082	6,574,310
9001400000	SPECTACLE LENSES OF GLASS, UNMOUNTED	PRS	66,518	237,868
9001500000	SPECTACLE LENSES OF OTHER MATERIALS, UNMOUNTED	PRS	39,249	1,049,576
9001901000	LENSES, PRISMS, AND MIRRORS, UNMOUNTED, NESOI	X		627,985
9001907000	OPTICAL ELEMENTS OF ANY MATERIAL, UNMOUNTED, NESOI	X		1,966,881
9002114000	LENSES AND PARTS FOR PROJECTION	NO	14,784	113,942
9002116000	MOUNTED LENSES FOR CLOSED-CIRCUIT TV CAMERAS	NO	2,038	206,485
9002119000	LENSES FOR CAMERAS,PHOTOGRAPHIC ENLARGERS, NESOI	X		105,777
9002190000	OBJECTIVE LENSES AND PARTS, NESOI	X		118,971
9002204000	FILTERS AND PARTS FOR PHOTOGRAPHIC USE	X		24,762
9002208000	FILTERS AND PARTS EXCEPT PHOTOGRAPHIC	X		919,778
9002900000	PRISM, MIRRORS, MOUNTED & PARTS & ACCESSORIE, NESO	X		92,764
9003110000	FRAMES AND MOUNTINGS OF PLASTICS	DOZ	1,705	245,646
9003190000	FRAMES AND MOUNTINGS OF OTHER MATERIALS	DOZ	5,084	737,798
9003900000	PARTS FOR FRAMES AND MOUNTINGS, SPECTACLES, ETC	X		263,599
9004100000	SUNGLASSES	DOZ	34,512	2,336,345
9004900000	SPECTACLES, ETC, CORRECTIVE, PROTECTIVE, NESOI	DOZ	4,211	163,976
9005100020	PRISM BINOCULARS FOR USE WITH INFRARED LIGHT	NO	8	26,765
9005100080	BINOCULARS, NESOI	NO	78	24,931
9005804020	OPTICAL TELESCOPES FOR USE WITH INFRARED LIGHT	NO	123	111,518
9005804040	OPTICAL TELESCOPES, NESOI	NO	43	36,205
9005806000	ASTRONOMICAL INSTRUMENTS AND MOUNTING, NESOI	NO	138	150,460
9005900000	BINOCULARS, OTHER OPTICAL TELESCOPES PARTS	X		85,366
9006100000	CAMERAS USE IN PREPARING PRINTING PLATES/CYLINDERS	NO	37	74,387
9006200000	CAMERAS USED FOR RECORDING DOCUMENTS ON MICROFILM	NO	148	391,246
9006300000	CAMERAS FOR UNDERWATER, AERIAL SURVEY, MEDICAL ETC	NO	351	549,086
9006400000	INSTANT PRINT CAMERAS	NO	945	237,756
9006510000	CAMERAS W LENS VIEWFINDER, FOR FILM WIDTH <=35 MM	NO	4,953	609,100
9006520000	PHOTO CAMERAS FOR ROLL FILM OF A WIDTH LESS 35 MM	NO	38,684	834,426
9006530000	PHOTO CAMERAS FOR ROLL FILM OF A WIDTH OF 35 MM	NO	132,196	1,049,652
9006590000	PHOTOGRAPHIC (OTHER THAN CINEMATOGRAPHIC) CAMERAS,	NO	520	602,112
9006610000	PHOTO DISCHARGE LAMP (ELECTRONIC) FLASHLGHT APPRTS	NO	31	49,337
9006620000	FLASHBULBS, FLASHCUBES AND THE LIKE	NO	5,824	9,898
9006690000	PHOTOGRAPHIC FLASHLIGHT APPARATUS& FLASHBULB NESOI	X		30,913
9006910000	PARTS AND ACCESSORIES FOR PHOTOGRAPHIC CAMERAS	X		738,432
9006990000	PTS, PHOTOGRAPHIC FLASHLIGHT EXC OF HEADING 8539,	X		1,051,806
9007110000	CINEMA CAMERAS FOR FILM < 16MM WIDTH,DOUBLE 8MM FL	NO	3,743	549,506
9007190040	OTHER CINEMATOGRAPHIC CAMERAS OF 16 MM	NO	822	210,000
9007190080	OTHER CINEMATOGRAPHIC CAMERAS, OVER 16 MM	NO	236	42,048
9007204050	PROJECTORS FOR FILM OF LESS THAN 16MM IN WIDTH	NO	72	319,964
9007208050	PROJECTORS FOR FILM OVER 16 MM IN WIDTH	NO	51	165,779
9007910000	PARTS AND ACCESSORIES FOR CAMERAS	X		504,289
9007920000	PARTS AND ACCESSORIES FOR PROJECTORS	X		767,892
9008204000	MICROFILM/OTH READERS CAPABLE OF PRODUCING COPIES	NO	35	59,776
9008208000	MICROFILM READERS NOT CAPABLE OF PRODUCING COPIES	NO	10	29,451

TABLE - 1 SHIPMENTS OF MERCHANDISE FROM THE UNITED STATES TO PUERTO RICO,
BY COMMODITY: FISCAL YEAR 2001

COMM CODE	DESCRIPTION	UNIT	QUANTITY	VALUE - $
9008300000	IMAGE PROJECTORS, OTHER THAN CINEMATOGRAPHIC	NO	3,410	660,255
9008400000	PHOTOGRAPHIC EXC CINEMATOGRAPHIC ENLARGERS&REDUCER	NO	16	26,869
9008900000	PTS, OF IMAGE PROJECTOR,ENLARGER&REDUCER EXC CINEM	X		138,058
9009110000	ELECTROSTATIC PHOTOCOPYING IMAGE DIRECTLY ON COPY	NO	16,685	18,617,656
9009120000	ELECTROSTATIC PHOTOCOPYING IMAGE, INDIRECT PROCESS	NO	3,095	4,630,096
9009210000	PHOTOCOPYING APPARATUS HAVING AN OPTICAL SYSTEM	NO	18	12,869
9009220000	OTHER PHOTOCOPYING APPARATUS OF THE CONTACT TYPE	NO	89	162,919
9009300000	THERMOCOPYING APPARATUS	NO	30	26,001
9009900000	PART AND ACCESSORIES OF PHOTOCOPYING APPARATUS	X		12,113,883
9010100000	APPARATUS & EQUIP, AUTOMATIC DEVELOPING PHOTO FILM	X		1,628,876
9010410000	DIRECT WRITE-ON-WAFER APPARATUS	NO	669	159,739
9010490000	APP FOR PROJECT OF CIRCUIT PATTERNS, NESOI	X		52,044
9010503000	EDITORS, COMBINATION EDITOR-SPLICERS FOR FILM	X		7,286
9010504000	PHOTO FILM VIEWERS, TITLERS, OPTICAL LENS, NESOI	X		70,274
9010505000	PHOTOGRAPHIC FILM VIEWERS, TITLERS, NESOI	X		56,432
9010506000	APPARATUS AND EQIPMENT FOR PHOTOGRAPHIC LABS NESOI	X		283,840
9010600000	PROJECTION SCREENS	NO	609	168,768
9010900000	PTS & ACCESS OF APPRT & EQUIP FOR PHOTO/CINEMA LAB	X		1,200,522
9011100000	STEREOSCOPIC MICROSCOPES	NO	186	288,648
9011200000	MICROSCOPES, FOR MICROPHOTOGRAPHY&CINEMA ETC,NESOI	NO	83	103,474
9011800000	OTHER COMPOUND OPTICAL MICROSCOPES, NESOI	NO	222	552,291
9011900000	PTS & ACCESSORIES FOR COMPOUND OPTICAL MICROSCOPES	X		203,242
9012100000	MICROSCOPES, EXC OPTICAL; DIFFRACTION APPARATUS	X		184,024
9012900000	PTS FOR MICROSCOPES, EXC OPTICAL; DIFFRACTION	X		424,795
9013102000	TELESCOPIC SIGHTS FOR RIFLES	NO	1	8,000
9013104000	PERISCOPES, DESIGNED TO FORM PTS OF MACHINES,NESOI	NO	2	50,000
9013200000	LASERS, OTHER THAN LASER DIODES	NO	749	588,892
9013800000	OPTICAL DEVICES, APPLIANCES AND INSTRUMENTS, NESOI	X		799,506
9013900000	PTS OF LIQ CRYSTAL DEVICE, LASER&OTH OPTICAL,NESOI	X		2,059,208
9014101040	OPTICAL DIRECT FIND COMPASSES, FOR CIVIL AIRCRAFT	NO	2	4,752
9014101080	OPTICAL DIRECT FIND COMPASSES, EXC CIVIL AIRCRAFT	NO	1	19,050
9014107040	GYROSCOPIC COMPASSES, ELEC, USED IN CIVIL AIRCRAFT	NO	4	23,004
9014107080	GYROSCOPIC COMPASSES, ELEC, EXC FOR CIVIL AIRCRAFT	NO	6	17,452
9014109040	DIRECT FIND COMPASSES, USE IN CIVIL AIRCRAFT,NESOI	NO	3	10,231
9014109080	DIRECT FIND COMPASSE, EXC FOR CIVIL AIRCRAFT,NESOI	NO	1	10,000
9014202000	OPTICAL INST&APPLN, AERONAUTICAL/SPACE NAVIGATION	NO	1,019	294,707
9014204000	AUTOMATIC PILOTS FOR AERONAUTICAL/SPACE NAVIGATION	NO	21	121,914
9014206000	ELECTRICAL INST, AERONAUTICAL OR SPACE NAVIGATION	NO	719	261,402
9014208040	INSTRUMENTS & APPLIANCES FOR USE IN CIVIL AIRCRAFT	NO	60	243,573
9014208080	INST & APPLN, AERONAUTICAL/SPACE NAVIGATION, NESOI	NO	5	14,163
9014802000	NAVIGATIONAL SHIP' LOGS & DEPTH-SOUNDING APPARATUS	NO	16	17,085
9014806000	NAVIGATIONAL INSTRUMENTS & APPLIANCES, NESOI	NO	83	56,778
9014900000	PTS, FOR DIRECT FIND COMPASSES, NAVIGATIONAL INST	X		59,714
9015100000	RANGEFINDERS	NO	993	45,859
9015200000	THEODOLITES AND TACHYOMETERS	NO	1	3,114
9015300000	LEVELS (SURVEYING)	NO	13,473	275,559
9015400000	PHOTOGRAMMETRICAL SURVEYING INSTRUMENTS & APPLNCES	X		343,505
9015802000	OPTL SURVEYING,HYDROGPH,OCEANOGPH, INST&APPL,NESOI	X		52,753
9015806000	SEISMOGRAPHS	NO	222	575,420
9015808040	GEOPHYSICAL INSTRUMENTS AND APPLIANCES, NESOI	X		937,379
9015808080	SURVEYING, HYDROGRAPHIC, ETC. INST & APPLN, NESOI	X		413,254
9015900000	PARTS AND ACCESSORIES FOR SURVEYING	X		437,662
9016000000	BALACES, SENSITIVITY >=5 CG, W OR W/O WGT, & PTS	X		866,866
9017100000	DRAFTING TABLE & MACHINES WHETHER OR NOT AUTOMATIC	X		85,656
9017204000	DIS CALCULATORS, & OTH MATH CALCULATING INSTRUMENT	X		365,041
9017205000	PATTERN GENERATING APP DESIGNED TO PRODUCE MASKS	NO	58	17,434
9017208040	HAND-OPERATED INPUT DEVICES, DIGITIZERS	NO	9,516	3,428,332
9017208060	DRAWING, MARKING-OUT/MATH CALCULATING INST, NESOI	X		1,179,163
9017304000	MICROMETERS AND CALIPERS	NO	92	47,487
9017308000	GAUGES FOR MEASURING LENGTH	X		304,299
9017800000	OTHER INSTRUMENTS FOR MEASURING LENGTH, NESOI	X		354,227
9017900020	PTS & ACCESS OF ARTICLES OF SCH B SUBHDG 9017.2040	X		3,734
9017900060	PTS & ACCESS, MEAS LGTH FOR USE IN HAND, NESOI	X		14,960,720
9018110040	ELECTROCARDIOGRAPHS	NO	176	348,993
9018110080	PARTS AND ACCESSORIES FOR ELECTROCARDIOGRAPHS	X		15,689,562
9018120000	ULTRASONIC SCANNING APPARATUS	NO	67	2,733,086

TABLE - 1 SHIPMENTS OF MERCHANDISE FROM THE UNITED STATES TO PUERTO RICO,
BY COMMODITY: FISCAL YEAR 2001

COMM CODE	DESCRIPTION	UNIT	QUANTITY	VALUE - $
9018130000	MAGNETIC RESONANCE IMAGING APPARATUS	X		2,691,212
9018140000	SCINTIGRAPHIC APPARATUS	X		545,370
9018194000	APPARATUS, FUNCTIONAL EXPLORATORY EXAMINATION& PTS	X		12,936,861
9018195500	PATIENT MONITORING SYSTEMS	X		1,064,819
9018197500	PRINTED CIRC ASSEMB, PARAMETER ACQUISTION MODULES	X		233,217
9018199530	BASAL METABOLISM AND BLOOD PRESSURE APPARATUS	X		115,878
9018199535	ELECTROENCEPHALOGRAPHS(EEG)& ELECTROMYOGRAPHS(EMG)	NO	38	347,920
9018199550	ELECTRO-DIAGNOSTIC APPARATUS, NESOI	X		3,951,290
9018199560	PTS & ACCESSORIES FOR ELECTRO-DIAGNOSTIC APPARATUS	X		15,854,659
9018200000	ULTRAVIOLET OR INFRARED RAY APPARATUS, & PTS & ACC	X		680,858
9018310040	HYPODERMIC SYRINGES, WITH OR WITHOUT THEIR NEEDLES	NO	1,100,183	796,621
9018310080	SYRINGES, WITH OR WITHOUT THEIR NEEDLES, NESOI	NO	524,678	942,960
9018310090	PTS FOR SYRINGS, WITH OR WITHOUT THEIR NEEDLES	X		7,963,697
9018320000	TUBULAR METAL NEEDLES & NEEDLES FOR SUTURES &PARTS	X		3,551,045
9018390030	BOUGIES, CATHETERS, DRAINS & SONDES & PTS & ACCESS	X		19,740,074
9018390050	CANNULAE AND THE LIKE AND PART AND ACCESSORIES	X		21,958,988
9018410000	DENTAL DRILL ENGINES AND PARTS AND ACCESSORIES	X		168,543
9018490000	INST & APPLN FOR DENTAL SCIENCE, & PTS & ACC,NESOI	X		1,460,745
9018500000	OTHER OPHTHALMIC INSTRUMENTS & APPLIANCES & PARTS	X		3,950,403
9018901500	OPTICAL INSTRUMENTS AND APPLIANCES & PARTS, NESOI	X		2,158,098
9018903000	ANESTHETIC INSTRUMENTS AND APPLIANCES AND PARTS	X		698,753
9018904000	PERCUSSION HAMMERS,STETHOSCOPES&PTS OF STETHOSCOPE	X		37,483
9018905000	SPHYGMOMANOMETERS, TENSIMETERS ETC, PTS & ACCESS	X		1,225,271
9018906000	ELECTRO-SURGICAL INSTRUMENTS & APPLIANCES & PARTS	X		54,219,333
9018907020	DIALYSIS INSTRUMENTS AND APPARATUS	X		3,701,136
9018907040	ULTRASONIC THERAPEUTIC APPLIANCES AND INSTRUMENTS	X		155,279
9018907060	OTHER THERAPEUTIC APPLIANCES AND INSTRUMENTS,NESOI	X		45,558,528
9018907070	PTS & ACCESSORIES OF DIALYSIS INST & APPARATUS	X		2,145,550
9018907080	ELECTRO-MEDICAL INST & APPLIANCES & PARTS, NESOI	X		10,195,953
9018908000	INST & APPLIANCES FOR MEDICAL,SURGICAL, ETC,NESOI	X		144,558,791
9019102000	MECHANO-THERAPY APPLIANCES & MASSAGE APPARATUS,PTS	X		396,319
9019105000	PSYCHOLOGICAL APTITUDE-TESTING APPARATUS & PARTS	X		1,735,811
9019200000	OZONE,OXYGEN,ETC THERAPY, RESPIRATION APPARATUS,PT	X		2,461,542
9020004000	UNDERWATER BREATHING DEVICES CARRIED ON PERSON	X		114,277
9020008000	BREATHING APPLN & GAS MASK, & PARTS & ACCESS,NESOI	X		1,493,408
9021110000	ARTIFICIAL JOINTS AND PARTS AND ACCESSORIES	X		3,804,079
9021194000	BONE PLATES,SCREWS&NAILS,&OTH INTERNAL, FIX DEVICE	X		2,840,505
9021198500	ORTHOPEDIC OR FRACTURE APPLIANCES & PTS, NESOI	X		689,248
9021214000	ARTIFICAL TEETH OF PLASTIC & PTS AND ACCESSORIES	X		10,703
9021218000	ARTIFICAL TEETH, EXC OF PLASTIC & PTS &ACCESSORIES	X		64,858
9021290000	DENTAL FITTINGS AND PARTS AND ACCESSORIES	X		133,080
9021300000	OTH ARTIFICAL PTS OF THE BODY & PTS & ACCESSORIES	X		36,672,884
9021400000	HEARING AIDS, EXCLUDING PARTS AND ACCESSORIES	NO	775	434,531
9021500000	PACEMAKERS FOR STIMULATING HEART MUSCLES, EXC PTS	NO	5,315	8,069,301
9021900000	APPLIANCES WORN,CARRIED,IMPLANTED IN BODY&PT,NESOI	X		70,571,305
9022120000	COMPUTED TOMOGRAPHY APPARATUS	X		1,284,320
9022130000	APPTS BASE ON X-RAY FOR DENTAL, USES, NESOI	X		81,001
9022140000	APPTS BASE ON X-RAY, MEDICAL,SURGICAL,VETNRY,NESOI	X		3,310,153
9022190000	APPARATUS BASE ON X-RAY FOR OTH USE,EX MEDICAL,ETC	X		1,469,823
9022210000	APPTS BASE ON ALPHA,BETA,ETC RADIATION,MEDICAL,ETC	X		851,794
9022294000	APPTS, ALPHA,BETA,ETC RADIATION FOR SMOKE DETECTOR	NO	1,057	119,979
9022298000	APPTS, ALPHA,BETA,ETC RADIATION FOR OTH USE, NESOI	X		121,288
9022300000	X-RAY TUBES	NO	116	1,000,207
9022902000	HIGH TENSION GENERATORS,DESKS,CHAIR,ETC	X		242,080
9022904000	PARTS AND ACCESSORIES OF X-RAY TUBES	X		242,588
9022906000	PTS OF APPARATUS BASED ON THE USE OF X-RAYS	X		2,397,568
9022907000	PARTS & ACCESS OF IONIZATION TYPE SMOKE DETECTORS	X		49,959
9022908000	PARTS,USE ALPHA,BETA/GAMMA RADIATIONS, ETC, NESOI	X		450,401
9023000000	INST, APPTS&MODELS,FOR DEMONSTRATIONAL USE& PARTS	X		999,057
9024100000	MACHINES AND APPLIANCES FOR TESTING METALS	X		91,344
9024800000	MACHINE&APPLIANCE,TEST HARDNESS,STRENGTH,ETC,NESOI	X		2,036,126
9024900000	PTS, MACHINE & APPLN, TEST HARDNESS/STRENGTH, ETC	X		13,115,104
9025112000	CLINICAL THERMOMETERS LIQUID-FILLED	NO	3,929	7,462
9025114000	THERMOMETERS LIQUID-FILLED, DIRECT READING, NESOI	NO	5,230	259,924
9025194000	PYROMETERS NOT COMBINED WITH OTHER INSTRUMENTS	NO	115	37,285
9025198040	CLINICAL THERMOMETERS, NT COMBIND W OTH INST,NESOI	NO	258,784	75,244

TABLE - 1 SHIPMENTS OF MERCHANDISE FROM THE UNITED STATES TO PUERTO RICO,
BY COMMODITY: FISCAL YEAR 2001

COMM CODE	DESCRIPTION	UNIT	QUANTITY	VALUE - $
9025198080	THERMOMETERS, NT COMBINED WITH OTH INST, NESOI	NO	41,967	161,885
9025801500	BAROMETERS, NOT COMBINED WITH OTHER INSTRUMENTS	NO	2,273	35,449
9025805050	HYDROMETERS, HYGROMETERS,PSYCHYROMETERS,ETC,NESOI	NO	19,204	802,904
9025900000	PTS, HYDROMETERS,THEROMETERS,PYROMETERS, ETC	X		130,323
9026105000	FLOW METER FOR MEAS/CHECKING FLOW/LEVEL OF LIQUIDS	NO	1,702	1,156,987
9026107000	INST & APPRTS, MEAS/CHECK FLOW/LEVEL OF LIQ, NESOI	NO	5,667	1,068,869
9026200000	INST & APPRTS, MEASURING/CHECKING PRESSURE	NO	12,745	3,634,298
9026800000	INST MEASURE/CHECKING VARIABLE OF LIQ/GASES, NESOI	NO	18,204	938,943
9026900000	PTS, INST & APPRTS MEASURE/CHECK VARIABLES LIQ/GAS	X		2,641,928
9027100000	GAS OR SMOKE ANALYSIS APPARATUS	X		3,164,420
9027202000	GAS CHROMATOGRAPHS	NO	88	1,052,958
9027205030	ELECTRICAL ELECTROPHORESIS INSTRUMENTS	NO	268	208,418
9027206050	LIQUID CHROMATOGRAPHS	NO	334	2,683,293
9027209000	CHROMATOGRAPHS & ELECTROPHORESIS INST, NESOI	NO	344	817,119
9027304040	SPECTROPHOTOMETERS USING OPTICAL RAD NONELECTRICAL	NO	114	848,182
9027304080	ELEC SPECTROMETERS & SPECTROGRAPHS ETC., OPT RADTN	NO	184	997,417
9027308080	SPECTROMETERS & SPECTROGRAPH,OPT RAD,NONELEC,NESOI	NO	418	601,614
9027400000	EXPOSURE METERS	NO	51	86,806
9027502000	THERMAL ANALYSIS INSTRUMENTS AND APPARATUS	NO	895	521,697
9027504050	PHOTOMETERS	NO	147	123,582
9027505000	OTH CHEM ANALYSIS INSTRUMENTS & APPARATUS, NESOI	NO	381	1,161,742
9027509000	INST,PHYSICAL/CHEM ANALYSIS OPT RADIATION,NESOI	NO	1,606	1,065,042
9027801000	NUCLEAR MAGNETIC RESONANCES INST EXC HEADING 9018	NO	53	156,860
9027802000	MASS SPECTROMETERS	NO	12	353,704
9027803100	ELECTROCHEMICAL INSTRUMENTS AND APPARATUS,	NO	889	1,138,079
9027803200	CHEMICAL INSTRUMENTS AND APPARATUS, NESOI	NO	7,666	1,846,767
9027803500	PHYS ANALYSIS INST, EXC OPTICAL RADIATIONS, NESOI	NO	3,075	1,441,716
9027808000	INST, MEASURING/CHECKING VISCOSITY ETC, NESOI	NO	3,642	2,912,314
9027902000	MICROTOMES	NO	93	258,362
9027905430	PTS & ACCESS OF SCHB 9027.30.4040 & 9027.30.4080	X		706,852
9027905440	PTS & ACCESSORIES OF ARTICLES OF SCHB 9027.40.0000	X		325,815
9027908950	PTS & ACCESS OF INST & APPTS FOR PHYSICAL/CHEM ETC	X		5,453,233
9028100000	GAS METERS	NO	2	5,800
9028200000	LIQUID METERS	NO	721	469,647
9028300000	ELECTRICITY METERS	NO	57,573	2,697,124
9028900040	PARTS AND ACCESSORIES OF ELECTRICITY METERS	X		508,266
9028900080	PTS &ACCESSORIES,GAS,LIQUID OR PRODUCTION METERS	X		470,802
9029100000	REVOLUTION COUNTERS, PRODUCTION COUNTERS, ETC	X		380,722
9029204040	SPEEDOMETERS&TACHOMETERS USED IN CIVIL AIRCRAFT	NO	442	20,899
9029205000	SPEEDOMETERS & TACHOMETERS, EXC FOR CIVIL AIRCRAFT	NO	12	19,689
9029206000	STROBOSCOPES	NO	2	2,870
9029900000	PTS FOR REVOLUTION COUNTERS, ODOMETER, ETC	X		537,922
9030100000	INST FOR MEASURING/DETECTING IONIZING RADIATIONS	NO	1,119	492,706
9030200000	CATHODE-RAY OSCILLOSCOPES&CATHODE-RAY OSCILLOGRAPH	NO	2,048	2,905,680
9030310000	MULTIMETERS	NO	18,453	6,595,933
9030390040	APPARATUS TO TEST VOLTAGE OR CURRENT OR RESISTANCE	X		3,044,174
9030390080	INST&APPTS FOR MEASURING/CHECKING POWER, NESOI	X		3,495,763
9030400000	OTH INST, SPECIALLY DESIGNED FOR TELECOMMUNICATION	X		9,730,504
9030820000	INST TO CHECK SEMICONDUCT WAFERS &SUCH THAT RECORD	NO	227	2,524,391
9030830000	INST & APP WITH RECORDING DEVICE, NESOI	X		3,266,692
9030890000	INST,MEASURING/CHECKING ELECTRICAL QUANTITIE,NESOI	X		3,584,722
9030904000	PARTS FOR ARTICLES OF SUBHEADING 9030.10	X		387,473
9030908010	PARTS AND ACCESS FOR ARTICLE OF SUBHDG 9030.20	X		96,917
9030908020	PTS & ACCESS OF ARTICLES OF SCHB SUBHDG 9030.31	X		6,693
9030908030	PTS & ACCESS OF ARTCL OF SCHB SUBHDG 9030.39	X		18,818
9030908040	PARTS & ACCESS OF ARTICLES OF SCHB SUBHDG 9030.40	X		146,885
9030908050	PARTS AND ACCESS OF ARTI OF SUBHDG 9030.82 OR .83	X		629,867
9030908060	PTS & ACCESS OF ARTICLES OF SCHB SUBHDG 9030,NESOI	X		2,744,622
9031100000	MACHINES FOR BALANCING MECHANICAL PARTS	X		154,977
9031200000	TEST BENCHES	X		320,118
9031300000	PROFILE PROJECTORS	X		47,535
9031410000	OPTICAL INST FOR INSPECTING SEMICONDUCTOR WAFERS	NO	705	548,547
9031494000	OPTICAL INST FOR COODINATE-MEASURING MACHINES	X		284,549
9031498000	OPTICAL INSTRUMENTS AND APPLIANCES NESOI	X		5,191,252
9031808060	EQUIP, TESTING ELEC CHARACTERISTICS OF ENGINES	X		1,973,115
9031808070	EQUIP, TESTING EXC ELEC CHARACTERISTICS OF ENGINES	X		1,487,865

TABLE - 1 SHIPMENTS OF MERCHANDISE FROM THE UNITED STATES TO PUERTO RICO,
BY COMMODITY: FISCAL YEAR 2001

COMM CODE	DESCRIPTION	UNIT	QUANTITY	VALUE - $
9031808080	MEASURE/CHECK INST,APPLN&MACHINES,NESOI IN CHAP 90	X		2,181,226
9031900000	PTS, OF MACH NESOI IN THIS CHAP,& PROFILE PROJECTR	X		1,598,381
9032100000	THERMOSTATS	NO	419,455	1,190,102
9032200000	MANOSTATS	NO	311	27,982
9032810040	HYDRAULIC/PNEUMATIC INDUSTRIAL PROCESS CONTRL INST	NO	1,332	443,036
9032810080	HYDRAULIC&PNEUMATIC INST&APPRTS, EXC INDUSTRIAL	NO	1,414	306,348
9032893000	AUTOMATIC VOLTAGE AND VOLTAGE-CURRENT REGULATORS	X		341,711
9032896020	CONTROL INST,AIR CONDITIONING,HEATING SYSTEMS ETC	X		3,118,399
9032896030	PROCESS CONTROL INST&APPRTS FOR COMPLETE SYSTEMS	NO	28	314,540
9032896040	PROCESS CONTROL INST&APPTS FOR TEMPERATURE CONTROL	NO	24,077	6,933,546
9032896050	PROCESS CONTROL INST&APPTS,PRESSURE DRAFT CONTROL	NO	14,010	648,095
9032896060	PROCESS CONTROL INST&APPTS,FLOW&LIQ LEVEL CONTROL	NO	69	46,194
9032896070	PROCESS CONTROL INST&APPTS FOR HUMIDITY CONTROL	NO	44	107,542
9032896075	OTHER PROCESS CONTROL INST & APPARATUS, NESOI	X		263,904
9032896085	AUTOMATIC REGULATING/CONTROLLING INST NESOI	X		570,715
9032900000	PTS, AUTOM REGULATING/CONTROLLING INST & APPRTS	X		2,609,692
9033000000	PTS, NESOI FOR MACHINES,APPLN,INST/APPTS OF CHAP90	X		5,064,552
	CLOCKS AND WATCHES AND PARTS THEREOF.....	TOTAL		11,353,240
9101110000	WRST WATCH, ELEC OPER,PRECIOUS METAL, MECH DISPLAY	NO	44,180	1,800,396
9101120000	WRIST WATCH,ELEC OPER,PRECIOUS METAL,OPTO-ELEC DSP	NO	1,474	108,475
9101190000	WRIST WATCH, ELECTRICALLY OPER,PRECIOUS METAL, NES	NO	3,572	552,415
9101210000	WRST WATCH, NT BATTERY, PRECIOUS METAL, AUTOMATIC	NO	7,852	1,575,391
9101290000	WRIST WATCHE, NT BATTERY, PRECIOUS METAL W/O AUTOM	NO	1,284	111,850
9101910000	OTH WATCH, PRECIOUS METAL, ELEC OPR,EXC WRST WATCH	NO	2,567	87,245
9101990000	OTH WATCH, PRCS METAL, NT BATTERY, EXC WRIST WATCH	NO	1	2,592
9102110000	WRST WATCH, ELEC OPER,MECHANICAL DISPLY,BASE METAL	NO	36,267	1,826,342
9102120000	WRIST WATCH,BATTRY POWERED,OPTO-ELEC DISP,BASE MTL	NO	1,946	215,555
9102190000	WRIST WATCHES, ELEC OPR,W OTHER DISPLY, BASE METAL	NO	6,233	186,257
9102210000	WRST WATCH, NT BATTERY, CASE BASE METAL, AUTOMATIC	NO	24,819	567,857
9102290000	WRIST WATCHES, NT BATTERY, BASE METAL, W/O AUTOMAT	NO	91	7,082
9102910000	OTH WATCH, BASE METAL, ELEC OPER,EXCEPT WRST WATCH	NO	2,435	88,613
9102990000	OTH WATCH, BASE METAL, NT ELEC OPR,EXC WRIST WATCH	NO	18,526	591,216
9103100000	CLOCKS W WATCH MOVEMENTS,ELEC OPR, EXC CLK OF 9104	NO	2,493	152,469
9103900000	CLOCKS W WATCH MOVEMNT,NT ELEC OPR,EXC CLK OF 9104	NO	264	14,083
9104000000	INST PANEL CLK & CLK SIMLR,FOR VEHICLE,AIRCRFT,ETC	NO	850	222,319
9105110000	ALARM CLOCKS, ELECTRICALLY OPERATED	NO	1,925	82,049
9105190000	ALARM CLOCKS, NOT BATTERY OR AC POWERED	NO	314	14,804
9105210000	WALL CLOCKS, ELECTRICALLY OPERATED	NO	1,486	54,092
9105290000	WALL CLOCKS, NOT ELECTRICALLY OPERATED	NO	2,259	18,187
9105910000	OTH CLKS, ELECTRICALLY OPER, EXC ALARM & WALL CLK	NO	1,048	41,402
9105990000	OTH CLKS, NT ELECT OPER, EXC ALARM & WALL CLOCK	NO	2,064	71,312
9106100000	TIME REGISTERS; TIME-RECORDERS	NO	560	138,176
9106900000	OTH TIME APPRTS,FOR MEAS,RECORD & INDICATE, NESOI	NO	182	64,071
9107000000	TIME SWITCHES W CLK/WTCH MOVEMNT/SYNCHRONOUS MOTOR	NO	1,121	38,221
9108110000	WATCH MOVEMNT, COMPL&ASSM, ELEC OPR,MECH DISP ECT	NO	99,117	575,823
9108190000	WATCH MOVEMENTS, COMPL & ASSEM, ELEC OPER, NESOI	NO	200	3,600
9108990000	WATCH MOVEMNTS, COMPL & ASSEM, MEAS OVER 33.8 MM	NO	34,638	103,900
9109110000	CLK MOVEMENTS OF ALARM CLK, COMPL&ASSEM,ELECT OPER	NO	19	3,244
9109190000	CLK MOVEMNTS, COMPL & ASSEM, ELEC OPER, EXC ALARM	NO	19,090	104,252
9109900000	CLK MOVEMNTS, COMPL & ASSEM, EXC ELEC OPER, NESOI	NO	2,379	38,636
9110110000	COMPLETE MOVEMENTS OF WATCHES,UNASSEM/PTLY ASSEMBL	NO	1,920	10,805
9110900000	COMPL CLK MOVEMNT, UNASSEMBLE/PTLY ASSEM,ROUGH ETC	X		37,689
9111800000	WATCH CASES, NESOI	NO	10,050	10,050
9111900000	PTS, WATCH CASES OF PRECIOUS METAL OR BASE METAL	NO	3,123	118,801
9112900000	PARTS FOR CLOCK CASES, NESOI	X		9,778
9113100000	WATCH BANDS ETC,OF PRCS METAL/METAL CLAD W PRCS MT	X		24,872
9113200000	WATCH BANDS, ETC, OF BASE METAL WHETHER/NT GLD/SLV	X		140,399
9113900000	PARTS FOR WATCH STRAPS, BANDS, AND BRACELETS,NESOI	X		315,750
9114100000	SPRINGS INCLUDING HAIR-SPRINGS FOR CLOCKS OR WATCH	NO	90,007	13,225
9114200000	CLOCK OR WATCH JEWELS	NO	778	95,680
9114300000	CLOCK OR WATCH DIALS	NO	121	18,337
9114400000	CLOCK OR WATCH PLATES AND BRIDGES	X		7,473
9114900000	PARTS FOR CLOCKS OR WATCHES, NESOI	X		1,088,455

TABLE - 1 SHIPMENTS OF MERCHANDISE FROM THE UNITED STATES TO PUERTO RICO,
BY COMMODITY: FISCAL YEAR 2001

COMM CODE	DESCRIPTION	UNIT	QUANTITY	VALUE - $
	MUSICAL INSTRUMENTS; PARTS AND ACCESSORIES OF SUCH ARTICLES.....	TOTAL		2,369,069
9201100000	UPRIGHT PIANOS	NO	4	5,280
9201200000	GRAND PIANOS	NO	4	17,545
9201900000	PIANOS, NESOI	NO	9	13,972
9202100000	STRING MUSICAL INSTRUMENTS PLAYED WITH A BOW	NO	16	35,451
9202903000	GUITARS	NO	107	65,017
9202906000	STRING MUSICAL INSTRUMENTS, NESOI	NO	419	34,775
9203000000	KEYBRD, PIPE ORGANS, ETC, WITH FREE METAL REEDS	NO	107	22,448
9204100000	ACCORDINGS AND SIMILAR INSTRUMENTS	NO	3	4,375
9204200000	MOUTH ORGANS	DOZ	42	4,995
9205100000	BRASS-WIND INSTRUMENTS	NO	414	102,853
9205901000	WOODWIND INSTRUMENTS, NESOI	NO	5	9,555
9205906000	WIND INSTRUMENTS, NESOI	NO	524	27,417
9206000000	PERCUSSION MUSICAL INSTRUMENTS	NO	3,984	175,689
9207100020	MUSIC SYNTHESIZERS, OTHER THAN ACCORDIONS	NO	1,562	88,405
9207100080	KEYBOARD INSTRUMENTS, OTHER THAN ACCORDIANS, NESOI	NO	1,645	227,087
9207900040	FRETTED STRINGED INSTRUMENTS	NO	103	28,826
9207900080	MUSICAL INSTRUMENTS, ELECTRICALLY AMPLIFIED, NESOI	NO	2,970	432,312
9208100000	MUSIC BOXES	NO	543	30,422
9208900040	MUSICAL INST, NOT IN ANY OTHER HEADING OF CHAP. 92	NO	8,282	365,881
9208900080	MOUTH-BLOWN SOUND SIGNALLING INSTRUMENTS, NESOI	NO	375	3,000
9209100000	METRONOMES, TUNING FORKS AND PITCH PIPES	X		3,202
9209200000	MECHANISMS FOR MUSIC BOXES	NO	11,928	18,015
9209300000	PARTS AND ACCESSORIES FOR STRING MUSICAL INSTRMNTS	NO	19,735	337,051
9209910000	PARTS AND ACCESSORIES FOR PIANOS	X		30,872
9209920000	PTS & ACCESSORIES FOR MUSICAL INST OF HEADING 9202	X		39,009
9209940000	PTS & ACCESSORIES FOR MUSICAL INST OF HEADING 9207	X		45,307
9209990000	PTS & ACCESSORIES FOR EX. CARDS, DISCS, ETC, NESOI	X		200,308
	ARMS AND AMMUNITION;PARTS AND ACCESSORIES THEREOF.....	TOTAL		1,851,411
	ARMS AND AMMUNITION;PARTS AND ACCESSORIES THEREOF.....	TOTAL		1,851,411
9301006000	MILITARY SHOTGUNS	NO	280	8,360
9301009010	SELF PROPELLED GUNS, HOWITZERS, AND MORTAR > 30-MM	NO	1	3,360
9301009020	OTHER GUNS, HOWITZERS, AND MORTARS W/ BORE > 30-MM	NO	1	5,880
9301009050	MISSILE & ROCKET LAUNCHERS AND SIMILAR PROJECTORS	NO	2,200	140,000
9301009090	MILITARY WEAPONS, EXC ARMS OF HEADING 9307, NESOI	NO	1	6,675
9302000000	REVOLVERS & PISTOLS, EXC OF HEADING 9303 OR 9304	NO	1,257	640,369
9303200010	SHOTGUNS FOR SPORTING, HUNTING OR TARGET-SHOOTING	NO	1	4,000
9303308030	RIMFIRE SPORTING, HUNT/TRG SHOOTING RIFLES, NESOI	NO	36	5,000
9303908000	FIREARMS & SIMILAR DEVICES, NESOI	NO	2	5,800
9304000000	OTH ARMS, SPRING, AIR/GAS & PISTOL ETC,EXC OF 9301	NO	8,583	228,594
9305100000	PTS & ACCESSORIES, REVOLVERS/PISTOLS, OF 9301-9304	X		20,628
9305290000	PTS, OF SHOTGUNS/RIFLES OF 9303 EXC SHOTGUN BARREL	X		12,520
9305903030	PART AND ACCESSORIES OF HEADING 9301, NESOI	X		2,918
9305905500	PTS & ACCESSORIES, OF ARTICLES, OF 9301-9304,NESOI	X		18,456
9306100000	CARTRIDGES FOR RIVETING OR SIMILAR TOOLS & PARTS	THS	271	7,528
9306210000	SHOTGUN CARTRIDGES AND PARTS THEREOF	THS	328	49,104
9306290000	AIR GUN PELLETS, NESOI	X		58,944
9306304010	CARTRIDGES FOR RIFLE OR PISTOLS .22 CALIBER	THS	1	4,754
9306304020	CARTRIDGES FOR RIFLE OR PISTOLS, NESOI	THS	16,268	226,495
9306304030	CARTRIDGES CONTAINING A PROJECTILE, NESOI	THS	1,006	102,497
9306304040	EMPTY CARTRIDGES SHELLS FOR RIFLES OR PISTOLS	THS	17	65,000
9306304050	EMPTY CARTRIDGE SHELLS, NESOI	THS	41	40,548
9306304060	CARTRIDGES WITH OTHER THAN PROJECTILE, NESOI	THS	186	36,257
9306308000	PARTS OF CARTRIDGES, NESOI	X		85,534
9306900020	GUIDED MISSLES	NO	1	53,343
9306900040	BOMBS, GRENADES, TORPEDOS, & SIML MUNITIONS OF WAR	X		6,664
9306900060	PARTS FOR GUIDED MISSILES	X		12,183
	MISCELLANEOUS MANUFACTURED ARTICLES.....	TOTAL		518,452,989

TABLE - 1 SHIPMENTS OF MERCHANDISE FROM THE UNITED STATES TO PUERTO RICO,
BY COMMODITY: FISCAL YEAR 2001

COMM CODE	DESCRIPTION	UNIT	QUANTITY	VALUE - $
	FURNITURE;BEDDING,MATTRESSES,MATTRESS SUPPORTS,CUSHIONS AND SIMILAR STUFFED FURNISHINGS;LAMPS AND LIGHTING FITTINGS, NOT ELSEWHERE SPECIFIED OR INCLUDED; ILLUMINATED SIGNS, ILLUMINATED NAME-PLATES AND THE LIKE,PREFABRICATED BUILDINGS.....	TOTAL		216,239,325
9401100000	SEATS OF A KIND USED FOR AIRCRAFT	NO	3,464	198,988
9401200000	SEATS OF A KIND USED FOR MOTOR VEHICLES	NO	36,492	1,046,831
9401304000	SWIVEL SEATS W/ HEIGHT ADJUSTMENT W/ WOODEN FRAME	NO	21,421	1,716,982
9401308000	SWIVEL SEATS WITH VARIABLE HEIGHT ADJUSTMENT, NESO	NO	52,357	3,085,949
9401400000	SEATS EXC GARDEN SEATS/CAMPING EQUIP, CONVT TO BED	NO	591	118,819
9401500000	SEATS OF CANE, OSIER, BAMBOO OR SIMILAR MATERIALS	NO	4,577	73,437
9401613000	UPHOLSTERED CHAIRS WITH WOODEN FRAMES	NO	32,365	1,897,608
9401616000	SEATS WITH WOODEN FRAMES, UPHOLSTERED, NESOI	NO	64,630	4,946,381
9401692000	BENT-WOOD SEATS, EXC UPHOLSTERED WITH WOOD FRAMES	NO	3,808	218,335
9401693000	CHAIRS, EXCEPT UPHOLSTERED WITH WOODEN FRAMES	NO	33,825	1,170,371
9401698000	OTHER SEATS, WITH WOODEN FRAMES, NESOI	NO	2,291	110,518
9401710000	SEATS WITH METAL FRAMES, UPHOLSTERED	NO	22,728	1,675,856
9401790000	SEATS WITH METAL FRAMES, EXCEPT UPHOLSTERED	NO	31,700	1,134,781
9401800000	SEATS OTHER THAN OF METAL OR WOODEN FRAMES, NESOI	NO	9,815	528,668
9401901010	SEAT PARTS OF LEATHER,CUT TO SHAPE,FOR MOTOR VEHIC	X		19,065
9401901080	SEAT PARTS OF A KIND USED FOR MOTOR VEHICLES,NESOI	X		65,341
9401906000	PARTS OF SEATS, NESOI	X		2,321,837
9402100000	DENTISTS', BARBERS OR SIMILAR CHAIRS AND PARTS	X		2,034,698
9402900010	HOSPITAL FURNITURE	X		4,185,329
9402900020	MEDICAL SURGICAL DENTAL/VETERNARY FURNITURE, NESOI	X		2,830,565
9403100020	METAL FILING CABINETS OF A KIND USED IN OFFICES	X		4,218,527
9403100040	METAL FURNITURE OF A KIND USED IN OFFICE, NESOI	X		12,479,057
9403200010	METAL FURNITURE OF A KIND USED IN HOUSEHOLD	X		4,831,243
9403200020	METAL FURNITURE COUNTERS, LOCKERS ETC, EXC OFFICE	X		18,667,777
9403200030	METAL FURNITURE AND PARTS, NESOI	X		7,457,211
9403300000	WOODEN FURNITURE OF A KIND USED IN OFFICES	X		9,562,111
9403409060	WOODEN CABINET, FOR USE IN THE KITCHEN	X		1,846,055
9403409500	WOODEN FURNITURE USED IN KITCHEN, EXC CABINET	X		1,734,047
9403500000	WOODEN FURNITURE OF A KIND USED IN THE BEDROOM	X		3,788,349
9403600000	WOODEN FURNITURE, NESOI	X		45,441,281
9403700000	FURNITURE OF PLASTICS	X		2,611,437
9403800000	FURNITURE OF CANE, BAMBOO OR SIMLR MATERIAL, NESOI	X		2,434,989
9403901000	PARTS OF FURNITURE USE FOR MOTOR VEHICLES	X		387,771
9403905500	PTS, OF FURNITURE RUB/PLASTIC FOR MOTOR VEHICLES	X		225,281
9403907000	FURNITURE PARTS OF WOOD	X		3,483,632
9403909000	PARTS OF FURNITURE NESOI	X		6,078,409
9404100000	MATTRESS SUPPORTS	NO	18,595	1,508,963
9404210000	MATTRESS OF CELLULAR RUBBER OR PLASTICS	NO	4,511	323,415
9404290000	MATTRESSES OF OTHER THAN CELLULAR RUB/PLASTICS	NO	79,797	3,036,179
9404904000	PILLOWS, CUSHIONS, AND SIMILAR FURNISHING	X		1,313,489
9404907000	MATTRESS SUPPORTS COTTON NOT HAVING EMBROIDERY ETC	X		2,405,430
9405101000	CHANDELIERS & OTH ELEC CEILING/WALL LGHT,HOUSEHOLD	NO	170,681	4,435,950
9405103000	CHANDELIERS, ELEC CEILING/WALL LGHT, EXC HOUSEHOLD	NO	129,950	4,204,172
9405201000	ELEC TABLE, DESK, BEDSIDE/FLOOR LAMP FOR HOUSEHOLD	NO	18,099	634,895
9405203000	ELEC TABLE, DESK, BEDSIDE/FLOOR LAMP EXC HOUSEHOLD	NO	7,224	368,640
9405300000	LIGHTING SETS OF A KIND USED FOR CHRISTMAS TREES	NO	1,430	61,700
9405400000	ELECTRIC LAMPS AND LIGHTING FITTINGS, NESOI	NO	496,737	14,682,625
9405500000	NON-ELECTRICAL LAMPS AND LIGHTING FITTINGS	NO	30,943	430,197
9405600000	ILLUMINATED SIGNS, ILLUMINATED NAMEPLATES AND THE	NO	30,684	2,305,768
9405910000	PARTS OF GLASS FOR LAMPS AND LIGHTING FITTINGS	X		221,518
9405920000	LAMPS PARTS OF PLASTICS	X		233,148
9405990000	PARTS FOR LAMPS AND LIGHTING FITTINGS, NESOI	X		4,671,252
9406004000	PREFABRICATED BUILDINGS OF WOOD	NO	6,929	266,244
9406008025	PREFABRICATED BUILDINGS OF METAL	NO	7,144	14,446,556
9406008050	PREFABRICATED ANIMAL SHEDS OF PLASTIC	NO	9,982	520,227
9406008090	PREFABRICATED BUILDINGS, NESOI	NO	69,016	5,541,421

TABLE - 1 SHIPMENTS OF MERCHANDISE FROM THE UNITED STATES TO PUERTO RICO,
BY COMMODITY: FISCAL YEAR 2001

COMM CODE	DESCRIPTION	UNIT	QUANTITY	VALUE - $
	TOYS,GAMES AND SPORTS EQUIPMENT; PARTS AND ACCESSORIES THEREOF.....	TOTAL		239,909,271
9501005000	WHEELED TOYS TO BE RIDDEN BY CHILDREN & PARTS	X		4,928,988
9501006000	DOLLS' CARRIAGES, DOLLS' STROLLERS AND PARTS	X		3,080,137
9502100000	DOLLS, WHETHER OR NOT DRESSED	NO	531,841	5,528,449
9502910000	DOLL GARMENTS AND ACCESSORIES THEREOF, FOOTWEAR	X		89,734
9502990000	PTS FOR DOLLS REPRESENTING ONLY HUMAN BEINGS,NESOI	X		644,525
9503100000	ELECTRIC TRAINS, INCL TRACKS, & OTH ACCESS & PARTS	X		207,384
9503200000	REDUCED-SIZE (SCALE) MODEL ASSEMBLY KITS	X		236,129
9503300000	CONSTRUCTION SETS & CONSTRUCTIONAL TOY & PTS,NESOI	X		577,997
9503410000	STUFFED TOYS (ANIMALS / NON-HUMAN); PRTS NESOI	X		178,808
9503410010	STUFFED TOYS	NO	19,072	190,651
9503410060	PARTS AND ACCESSORIES FOR STUFFED TOYS	X		165,917
9503490000	TOYS ANMLS OR NON HMN CRTURES NT STFFD AND PRTS	X		402,129
9503490025	TOYS, ANIMALS OR NON HUMAN CREATURES, NOT STUFFED	NO	20,330	391,105
9503490050	PARTS OF TOYS REPRESENTING ANIMALS/NON-HUMAN,NESOI	X		29,668
9503500000	TOY MUSICAL INSTRUMENTS & APPTS & PTS & ACCESSORIE	X		277,382
9503600000	PARTS AND ACCESSORIES FOR PUZZLES	X		135,093
9503700000	TOYS, PUT UP IN SETS OR OUTFITS & PTS & ACC, NESOI	NO	587,011	9,897,476
9503800000	TOYS / MODELS INCRP AN ELCTRC MTR PRTS / ACCES NES	X		329,236
9503800025	TOYS AND MODELS INCORP AN ELECTRIC MOTOR, NESOI	NO	28,969	652,490
9503800050	PARTS FOR TOYS AND MODELS INCORPORATING A MOTOR	X		127,329
9503900000	TOYS AND MODELS NESOI AND PARTS NESOI	X		126,040,552
9503900010	TOY KITES	NO	23,512	68,789
9503900020	INFLATABLE TOY BALLS, BALLOONS AND PUNCHBALLS	NO	48,725	696,719
9503900045	TOYS AND MODELS, NESOI	NO	1,997,264	28,456,936
9503900070	PARTS & ACCESSORIES FOR TOYS, REDUCED SIZED, NESOI	X		11,849,819
9504100000	VDEO GMS USED WITH A TV RECEIVER PRTS AND ACCES	X		700,815
9504100010	VIDEO GAMES OF A KIND USED WITH A T.V. RECEIVER	X		2,098,786
9504100030	PTS & ACC FOR VIDEO GAMES USE WITH T.V. RCCEIVER	X		852,367
9504200000	ARTICLES, PTS & ACC FOR BILLIARDS INCL POCKET BILR	X		224,990
9504300010	VIDEO GAMES, COIN-OR TOKEN-OPERATED	X		1,975,532
9504300050	GAMES, COIN-OR TOKEN-OPERATED, NESOI	X		709,832
9504300060	PARTS FOR GAMES, COIN-OR TOKEN-OPERATED	X		269,954
9504400000	PLAYING CARDS	PK	390,468	656,830
9504904000	GAMES MACHINES, EXC COIN-OR TOKEN-OPERATED, PTS	X		818,849
9504906000	CHESS,CHECKER,PARCHEESI,DART & OTH GAM PLYD ON BRD	X		2,244,800
9504909040	BOWLING BALLS	NO	1,259	22,188
9504909060	BOWLING EQUIPMENT AND PARTS AND ACCESSORIES	X		153,876
9504909080	ARTICLES FOR ARCADE, TABLE OR PARLOR GAMES, NESOI	X		1,275,828
9505101000	CHRISTMAS ORNAMENTS OF GLASS	X		372,607
9505102000	CHRISTMAS TREE ORNAMENTS; OTHER THAN GLASS	X		147,179
9505103000	NATIVITY SCENES AND FIGURES THEREOF	X		20,461
9505104010	AFTIFICIAL CHRISTMAS TREES, OF PLASTIC	NO	235	35,875
9505104020	PLASTIC ARTICL FOR CHRISTMAS FESTIVITIES & PTS,NES	X		553,958
9505105010	ARTIFICIAL CHRISTMAS TREES, EXCEPT OF PLASTIC	NO	56	11,201
9505105020	ARTICLS FOR CHRISTMAS FESTIV & PTS,EX PLASTIC, NES	X		809,629
9505902000	MAGIC TRICKS AND PRACTICAL JOKE ARTICLES, & PARTS	X		194,414
9505904000	CONFETTI, PAPER SPIRALS OR STREAMERS, ETC & PARTS	X		936,194
9505906000	FESTIVE, OR OTHER ENTERTAINMENT ARTICLES, NESOI	X		5,778,709
9506115000	SNOW-SKIS	PRS	262	7,881
9506120000	SNOW-SKI BINDINGS AND PARTS AND ACCESSORIES THEREO	X		194,959
9506190000	OTH SNOW-SKI EQUIPMENT; PTS & ACCESSORIES, NESOI	X		1,925,683
9506210000	SAILBOARDS AND PARTS AND ACCESSORIES THEREOF	X		91,445
9506290020	WATER SKIS	PRS	171	14,903
9506290040	SURF BOARD & OTH WATER-SPORT EQUIP, PTS ETC, NESOI	X		4,921,296
9506310000	GOLF CLUBS, COMPLETE	NO	1,420	170,968
9506320000	GOLF BALLS	DOZ	15,667	134,175
9506390060	PARTS OF GOLF CLUBS, NESOI	X		101,723
9506390080	OTHER GOLF EQUIPMENT, PARTS AND ACCESSORIES, NESOI	X		317,344
9506400000	ARTICLE & EQUIP FOR TABLE-TENNIS & PTS ETC, NESOI	X		389,151
9506511000	LAWN-TENNIS RACKETS, WHETHER OR NOT STRUNG	NO	5	6,918
9506590000	BADMINTON/SIMLR RACKETS, STRUNG OR NOT, & PT,NESOI	X		6,373,081
9506628020	BASKETBALLS	NO	292	10,191
9506629000	INFLATABLE BALL, NESOI	X		25,730

TABLE - 1 SHIPMENTS OF MERCHANDISE FROM THE UNITED STATES TO PUERTO RICO,
BY COMMODITY: FISCAL YEAR 2001

COMM CODE	DESCRIPTION	UNIT	QUANTITY	VALUE - $
9506692000	BASEBALLS AND SOFTBALLS	NO	9,925	54,318
9506695000	BALLS, EXC GOLF BALLS & TABLE-TENNIS BALLS, NESOI	X		37,765
9506702000	ROLLER SKATES AND PARTS AND ACCESSORIES THEREOF	X		871,774
9506707000	ICE SKATES, INCL SKATING BOOTS W SKATE ATTACH & PT	X		125,000
9506910000	GYMANASIUM, OR OTH EXERCISE ARTICLES & EQUIP& PTS	X		3,064,937
9506990500	ARCHERY ARTICLE & EQUIP & PARTS ETC, NESOI	X		218,244
9506991500	BASEBALL ARTICLES & EQUIP, EXC BALLS & PTS ETC.	X		453,933
9506992500	ICE-HOCKEY & FLD-HOCKEY ART & EQUIP,EXC BLS& SKATE	X		88,141
9506994700	SNOWSHOES, SLEDS, BOBSLEDS, TOBOGGANS, ETC & PTS	X		8,378
9506997000	ARTICLES & EQUIP FOR GYMNASTICS, NESOI	X		1,910,382
9507100080	FISHING RODS PARTS AND ACCESSORIES	X		20,000
9507200000	FISH-HOOKS, WHETHER OR NOT SNELLED	X		322,169
9507305000	FISHING REELS	NO	20,918	494,882
9507308000	FISHING REELS PARTS AND ACCESSORIES	X		210,028
9507900000	LINE-FISHING TACKLE & HUNT/SHOOTING EQUIP & PTS,NE	X		66,122
9508000000	MERRY-GO-ROUNDS, OTH FAIRGROUND AMUSEMENTS, PARTS	X		1,229,434
	MISCELLANEOUS MANUFACTURED ARTICLES.....	TOTAL		62,304,393
9601900000	BONE, HORN, CORAL, ETC & OTH ANIMAL CARVING MATERL	X		1,334,919
9602001040	UNFILLED GELATIN CAPSULES	THS	12,241,183	41,889,718
9602004000	MOLDED OR CARVED ARTICLES OF WAX	X		101,354
9602006000	WORKED VEG/MIN CARVING MAT,MOLDED/CARVED ART,NESOI	X		61,495
9603100000	BROOMS & BRUSHES, OF TWIGS/OTH VEG MAT BOUND	DOZ	15,353	156,321
9603210000	TOOTH BRUSHES	NO	3,258,855	1,555,613
9603290000	SHAVING BRUSHES, HAIRBRUSHES, ETC FOR PERSON	NO	178,812	265,233
9603300000	ARTISTS BRUSHES, & SIMILAR BRUSHES FOR COSEMTICS	NO	67,173	333,148
9603402000	PAINT ROLLERS	NO	235,855	1,096,803
9603404020	PAINT PADS	NO	102,475	225,389
9603404050	PAINT,DISTEMPR,VARNISH OR SIMILR BRUSHES,EX 960330	NO	258,525	634,112
9603500000	OTHR BRUSHES,AS PARTS OF MACHINES,APPLIANCE,VEHICL	NO	37,680	153,226
9603900000	HAND-OPERATED MECHANICAL FLOOR SWEEPER ETC, NESOI	NO	67,148	251,735
9604000000	HAND SIEVES AND HAND RIDDLES	X		14,700
9605000000	TRAVEL SETS FOR PERSONAL TOILET,ETC	X		2,190,741
9606100000	PRESS-FASTENERS, SNAP-FASTNERS & PRESS-STUDS& PTS	X		213,927
9606210000	BUTTONS OF PLASTICS, NOT COVERED WITH TEXT MATERLS	GRS	892,518	436,295
9606220000	BUTTONS,OF BASE METAL,NOT COVERD W TEXTILE MAT	GRS	700	2,737
9606290000	BUTTONS, NESOI	GRS	63,701	117,594
9606300000	BUTTONS MOLDS & OTHER PARTS OF BUTTONS; BUTTON BLA	X		33,467
9607110000	SLIDE FASTENERS WITH CHAIN SCOOPS OF BASE METAL	NO	1,142,615	288,114
9607190000	SLIDE FASTENERS, NESOI	NO	1,777,019	841,590
9607200000	PARTS OF SLIDE FASTENERS	X		143,695
9608100000	BALL POINT PENS	GRS	51,553	697,580
9608200000	FELT TIPPED & OTHER POROUS-TIPPED PENS & MARKERS	GRS	997,068	966,701
9608310000	INDIA INK DRAWING PENS	NO	231	8,652
9608390000	FOUNTAIN PENS,STYLOGRAPH PENS AND OTHER PENS,NESOI	NO	27,868	268,720
9608404000	PROPELLING OR SLIDING PENCILS,W MECHANICAL ACTION	GRS	6,198	9,643
9608408000	PROPELLING OR SLIDING PENCILS,NESOI	GRS	1,997	10,970
9608500000	SETS OF ART FRM TWO OR MORE SUBHD 9608.10--9608.40	NO	12,823	63,242
9608600000	REFILS FOR BALL PT PENS,COMRISING BALL PT & INK RS	NO	11,974	12,749
9608910000	PEN NIBS AND NIB POINTS	GRS	3,949	195,727
9608990000	PARTS OF PENS, ETC, NESOI	X		111,161
9609100000	PENCILS & CRAYONS,WITH LEADS IN A RIGID SHEATH	GRS	72,654	498,287
9609200000	PENCIL LEADS, BLACK OR COLORED	GRS	73,649	158,914
9609900000	PENCILS AND CRAYONS, ETC, NESOI	GRS	822,563	862,357
9610000000	SLATES & BOARDS,WITH WRITING OR DRAWING SURFACES	X		113,338
9611000000	DATE SEALING OR NUMBERING STAMPS,ETC FOR HAND OPER	X		64,043
9612101000	RIBBONS <30MM IN PLST/MTL CRTRDGES FOR TYPEWRITERS	DOZ	24,019	879,913
9612109000	TYPEWRITER OR SIMILAR RIBBONS, NESOI	DOZ	22,877	964,996
9612200000	INK PADS	X		463,041
9613100000	POCKET LIGHTERS,GAS FUELED,NON-REFILLABLE	NO	59,223	42,223
9613200000	POCKET LIGHTERS,GAS FUELED,REFILLABLE	NO	4,063	105,562
9613800000	OTHER LIGHTERS, NESOI	NO	36,144	69,931
9613900000	PARTS OF LIGHTERS	X		44,752
9614202000	PIPES AND PIPE BOWLS, NESOI	NO	1,711	58,747
9614904000	SMOKING PIPE, CIGAR/CIGARETTE HLDRS OF METAL,NESOI	X		74,501

TABLE - 1 SHIPMENTS OF MERCHANDISE FROM THE UNITED STATES TO PUERTO RICO,
BY COMMODITY: FISCAL YEAR 2001

COMM CODE	DESCRIPTION	UNIT	QUANTITY	VALUE - $
9615110000	COMBS, HAIR-SLIDES & ETC OF HARD RUBBER/PLASTICS	X		127,529
9615190000	COMBS, HAIR-SLIDES AND THE LIKE, NESOI	X		955,348
9615902000	NONTHERMIC,NONORNAMENTAL DEVICES FOR CURLING HAIR	X		28,048
9615907000	CURLING PINS, CURLING GRIPS ETC,& THE LIKE & PARTS	X		180,646
9616100000	SCENT SPRAYERS,ETC,& MOUNTS & HEADS THEREFORE	X		378,109
9616200000	POWDER PUFFS & PADS TO APPLY COSMETICS,TOILET PREP	KG	167,836	659,371
9617002000	FLASK AND OTHER VESSELS, COMPLETE WITH CASES	NO	183,714	522,480
9617006000	PARTS OF VACUUM FLASKS ETC,EXCEPT GLASS INNERS	X		6,226
9618000000	TAILORS' DUMMIES & OTHR MANNEQUINS FOR DISPLAY	X		358,960
	WORK OF ART,COLLECTORS PIECES AND ANTIQUES.....	TOTAL		4,880,318
	WORK OF ART,COLLECTORS PIECES AND ANTIQUES.....	TOTAL		4,880,318
9701100000	PAINTINGS, DRAWING AND PASTELS EXC OF HEADING 4906	X		1,919,439
9701900000	PAINTINGS, DRAWING AND PASTELS, NESOI	X		1,858,757
9702000000	ORIGINAL ENGRAVINGS, PRINTS & LITHOGRAPHS	X		217,446
9703000000	ORIGINAL SCULPTURES AND STATUARY, IN ANY MATERIAL	X		353,198
9704000000	POSTAGE OR REVENUE STAMPS, FIRSTDAY COVERS	X		28,294
9705000030	GOLD NUMISMATIC (COLLECTORS') COINS	GM	6	9,435
9705000060	NUMISMATIC (COLLECTORS') COINS EXCEPT GOLD	X		15,771
9705000090	COLLECTIONS & COLLECTORS' PCS,ZOOLOGICAL ETC,NESOI	X		19,865
9706000000	ANTIQUES OF AN AGE EXCEEDING ONE HUNDRED YEARS	X		458,113
	SPECIAL CLASSIFICATION PROVISIONS.....	TOTAL		551,308,849
	SPECIAL CLASSIFICATION PROVISIONS.....	TOTAL		551,308,849
9801100000	VALUE OF REPAIR/ALTER ARTICLES PREVIOUS IMPORTED	X		5,352,088
9802100000	COMMINGLED FOOD PRODUCTS, DONATED, RELIEF/CHARITY	X		105,000
9802200000	MEDICINAL & PHARMACEUTICAL PRODUCTS, DONATED	X		15,226,086
9802300000	ALL WEARING APPAREL, DONATED FOR RELIEF/CHARITY	X		3,824,416
9802400000	ARTICLES DONATED FOR RELIEF OR CHARITY, NESOI	X		140,453
9803100000	MILITARY WEARING APPAREL OF ALL TYPES & MATERIALS	X		117,053
9803200000	MILITARY EQUIPMENTS NOT IDENTIFIED BY KIND	X		15,500
9809005000	SHIPMENTS UNDER $20,001, NOT IDENTIFIED BY KIND	X		19,589,655
9880004000	LOW VALUE ESTIMATE, EXCLUDING CANADA	X		506,938,598

TABLE - 2 IMPORTS INTO PUERTO RICO FROM FOREIGN COUNTRIES
BY COMMODITY AND COUNTRY OF ORIGIN-FISCAL YEAR 2001

COMM CODE	DESCRIPTION AND COUNTRY	UNIT	QUANTITY	VALUE - $
		TOTAL		12,769,718,886
	LIVE ANIMALS;ANIMAL PRODUCTS	TOTAL		230,091,235
	LIVE ANIMALS	TOTAL	78	120,500
0101110010	HORSES, LIVE, PUREBRED BREEDING, MALE	NO	2	4,000
	VENEZUELA		2	4,000
0101110020	HORSES, LIVE, PUREBRED BREEDING, FEMALE	NO	5	10,000
	PANAMA		5	10,000
0102902012	COWS LIVE IMPORTD DAIRY PURPOSE WEIGH 90KG OR MORE	NO	71	106,500
	CANADA		71	106,500
	MEAT AND EDIBLE MEAT OFFAL	TOTAL	26,114,140	60,338,574
0201205000	NOTE 3 MEAT BOVINE ANMLS CUTS W/BONE EX PROCSSD FR	KG	10,048	22,776
	NICARAGUA		10,048	22,776
0201305000	ADDTL NOTE 3 BEEF BONELESS EX PROCESSED FRESH/CHIL	KG	13,183,085	38,041,985
	ARGENTINA		1,438,201	3,533,785
	AUSTRALIAN ISLANDS		1,812,361	4,544,660
	COSTA RICA		4,414,220	14,287,616
	HONDURAS		38,947	113,260
	NICARAGUA		2,702,697	7,935,542
	URUGUAY		2,776,659	7,627,122
0202200600	GEN NOTE 15 BOVINE ANMLS CUTS W/BONE EX PROCES FRZ	KG	6,802	15,523
	HONDURAS		6,802	15,523
0202205000	ADDTL NOTE 3 BOVINE ANMLS CUTS W/BONE EX PRCSSD FZ	KG	253,370	399,841
	AUSTRALIAN ISLANDS		237,807	369,979
	HONDURAS		2,520	7,776
	NICARAGUA		13,043	22,086
0202300600	GEN NOTE 15 BOVINE ANMLS BNLESS EX PRCSSD FROZEN	KG	16,207	14,319
	HONDURAS		16,207	14,319
0202303000	BOVINE ANMLS BNLSS PRCSSD,NESOI,FROZN ADDTL NOTE 3	KG	252,058	636,732
	MEXICO		252,058	636,732
0202305000	ADDTL NOTE 3 BOVINE ANMLS BNLSS EX PRCSSD FROZEN	KG	2,600,566	5,575,196
	ARGENTINA		225,189	500,918
	AUSTRALIAN ISLANDS		836,729	1,964,926
	COSTA RICA		756,955	1,393,788
	HONDURAS		12,737	10,144
	NEW ZEALAND ISLANDS		15,011	44,201
	NICARAGUA		338,044	770,027
	URUGUAY		415,901	891,192
0202308000	MEAT OF BOVINE ANIMALS, BONELESS, NESOI, FROZEN	KG	49,493	74,489
	ARGENTINA		49,493	74,489
0203129020	SHOULDERS & CUTS, SWINE, BONE IN EX PROCESSD FR/CH	KG	81,154	149,751
	CANADA		81,154	149,751
0203194090	MEAT OF SWINE, NESOI, EX PROCESSED, FRESH/CHILLED	KG	422,740	820,618
	CANADA		422,740	820,618
0203221000	HAMS, SHOULDERS & CUTS, BONE IN, PROCESSED, FROZEN	KG	23,616	56,230
	CANADA		23,616	56,230
0203229000	HAMS/SHOULDERS & CUTS, BONE IN EX PROCESSED, FROZN	KG	93,688	163,895
	CANADA		93,688	163,895
0203294000	MEAT OF SWINE, NESOI, EXCEPT PROCESSED, FROZEN	KG	6,808,723	11,355,142
	CANADA		3,127,262	4,316,568
	DENMARK		3,486,477	6,890,359
	GERMANY		19,868	21,760
	IRELAND		75,292	56,534
	NETHERLANDS		99,824	69,921
0204410000	CARCASSES AND HALF-CARCASSES OF SHEEP, FROZEN	KG	104,489	131,678
	AUSTRALIAN ISLANDS		104,489	131,678
0204424000	MEAT OF SHEEP, CUTS WITH BONE IN, NESOI, FROZEN	KG	52,607	65,083
	AUSTRALIAN ISLANDS		52,607	65,083
0204500000	MEAT OF GOATS, FRESH, CHILLED OR FROZEN	KG	269,833	580,750
	AUSTRALIAN ISLANDS		269,833	580,750
0206100000	OFFAL OF BOVINE ANIMALS, EDIBLE, FRESH OR CHILLED	KG	13,253	45,477
	COSTA RICA		13,253	45,477

TABLE - 2 IMPORTS INTO PUERTO RICO FROM FOREIGN COUNTRIES
BY COMMODITY AND COUNTRY OF ORIGIN-FISCAL YEAR 2001

COMM CODE	DESCRIPTION AND COUNTRY	UNIT	QUANTITY	VALUE - $
0206210000	TONGUES OF BOVINE ANIMALS, EDIBLE, FROZEN	KG	1,755	9,598
	NICARAGUA		1,755	9,598
0206290000	OFFAL OF BOVINE ANIMALS, EDIBLE, NESOI, FROZEN	KG	320,395	566,079
	COSTA RICA		99,279	195,580
	NICARAGUA		107,060	139,636
	URUGUAY		114,056	230,863
0206300000	OFFAL OF SWINE, EDIBLE, FRESH OR CHILLED	KG	70,421	45,134
	CANADA		70,421	45,134
0206490000	OFFAL OF SWINE EXCEPT LIVERS, EDIBLE, FROZEN	KG	65,633	49,348
	CANADA		65,633	49,348
0206900020	OFFAL OF SHEEP (INCLUDING LAMB), EDIBLE, FROZEN	KG	7,996	11,149
	AUSTRALIAN ISLANDS		7,996	11,149
0209000000	PIG & POULTRY FAT FRSH CHLD FRZN SALTED DRIED SMKD	KG	684,137	635,857
	CANADA		684,137	635,857
0210110010	HAMS AND CUTS, BONE IN, SALTED/DRIED/SMOKED/BRINE	KG	5,712	42,674
	SPAIN		5,712	42,674
0210110020	SHOULDERS & CUTS, BONE IN, SALTD/DRIED/SMOKD/BRINE	KG	60,328	116,615
	CANADA		60,328	116,615
0210190090	MEAT OF SWINE NESOI, SALTED, IN BRINE, DRIED, SMKD	KG	607,524	527,165
	CANADA		595,474	396,830
	SPAIN		12,050	130,335
0210200000	MEAT, BOVINE ANIMALS, SALTED, IN BRINE, DRD, SMOKD	KG	48,507	185,470
	URUGUAY		48,507	185,470
	FISH AND CRUSTACEANS, MOLLUSCS AND OTHER AQUATIC INVERTEBRATES	TOTAL	56,070,941	157,546,988
0302660000	EELS EXCEPT FILLETS, LIVERS & ROES, FRESH, CHILLED	KG	375	8,016
	SPAIN		375	8,016
0302692022	HAKE EX FILLET/LIVER/ROE, NESOI, FRESH OR CHILLED	KG	23,254	22,699
	ARGENTINA		22,433	18,537
	CHILE		821	4,162
0302694040	SNAPPER (LUTJANIDAE) EX FILLET/LIVER/ROE FRSH/CHLD	KG	71,281	287,796
	COLOMBIA		1,658	12,636
	INDONESIA		32,265	118,835
	THAILAND		37,358	156,325
0303410000	ALBACORE/LONGFINNED TUNAS EX FILLET/LVR/ROE FROZEN	KG	41,030,642	110,619,249
	BRAZIL		328,384	854,945
	CHINA (TAIWAN)		30,674,800	82,616,021
	ECUADOR		572,996	1,399,585
	FIJI		233,363	534,141
	FRENCH POLYNESIA		72,999	214,579
	JAPAN		371,544	940,302
	MAURITIUS		1,411,936	3,588,958
	NETHERLAND ANTIL. EXC ARUBA		2,892,859	8,482,185
	REP. OF SOUTH AFRICA		2,286,433	5,605,801
	REPUBLIC OF KOREA		42,125	117,165
	SINGAPORE		809,834	2,481,856
	TRINIDAD @ TOBAGO		214,147	649,852
	URUGUAY		1,119,222	3,133,859
0303420020	YELLOWFIN TUNAS, WHOLE, EXCEPT LIVER, ROE, FROZEN	KG	379,787	1,075,303
	CHINA (TAIWAN)		32,889	25,015
	ECUADOR		298,771	977,915
	REPUBLIC OF KOREA		20,700	47,733
	URUGUAY		27,427	24,640
0303430000	SKIPJACK TUNAS EXCEPT FILLETS, LIVERS, ROES, FROZN	KG	746,339	2,275,039
	ECUADOR		738,873	2,272,052
	TRINIDAD @ TOBAGO		7,466	2,987
0303490040	TUNAS NESOI, EXCEPT FILLETS, LIVERS, ROES, FROZEN	KG	738,941	2,328,769
	ECUADOR		738,941	2,328,769
0303600090	COD NESOI, EXCEPT FILLETS/LIVERS/ROES, FROZEN	KG	13,562	52,125
	CANADA		11,265	45,700
	SPAIN		2,297	6,425
0303730000	ATLANTIC POLLOCK EXCEPT FILLET, LIVER & ROE FROZEN	KG	93,117	114,377
	NORWAY		93,117	114,377
0303740000	MACKEREL EXCEPT FILLETS, LIVERS AND ROES, FROZEN	KG	2,523,056	6,030,753

TABLE - 2 IMPORTS INTO PUERTO RICO FROM FOREIGN COUNTRIES
BY COMMODITY AND COUNTRY OF ORIGIN-FISCAL YEAR 2001

COMM CODE	DESCRIPTION AND COUNTRY	UNIT	QUANTITY	VALUE - $
	CHINA (TAIWAN)		480,941	1,248,617
	ECUADOR		24,810	48,039
	INDIA		1,893,896	4,386,020
	INDONESIA		101,201	292,645
	MEXICO		22,208	55,432
0303750090	OTHER SHARKS, EX FILLETS, LIVERS AND ROES, FROZEN	KG	2,335	6,176
	ECUADOR		2,335	6,176
0303780000	WHITING & HAKE, EXCEPT FILLETS, LIVER, ROE, FROZEN	KG	71,608	97,242
	ARGENTINA		71,608	97,242
0303792098	FRESH-WATER FISH NESOI EX FILLET/LIVER/ROE, FROZEN	KG	27,223	96,028
	INDONESIA		27,223	96,028
0303794075	SNAPPER (LUTJANIDAE SPP.) EX FILLET/LIVER/ROE FRZN	KG	382,799	1,472,732
	INDONESIA		332,080	1,265,937
	MEXICO		4,311	18,058
	THAILAND		41,658	172,926
	VIETNAM		4,750	15,811
0303794080	GROUPER, EXCEPT FILLETS/LIVERS/ROES, FROZEN	KG	140,353	511,032
	ECUADOR		21,373	41,404
	INDONESIA		98,774	387,324
	MEXICO		12,723	47,654
	THAILAND		7,483	34,650
0303794097	FISH, FROZEN, NESOI, EXCEPT FILLETS/LIVERS/ROES	KG	1,472,719	3,428,337
	CHINA (TAIWAN)		1,118,675	2,699,010
	INDIA		275,621	612,084
	INDONESIA		62,797	93,894
	PERU		15,626	23,349
0304101044	ATLANTIC COD FILLETS AND OTHER MEAT, FRESH OR CHLD	KG	1,484	10,506
	SPAIN		1,484	10,506
0304104099	FISH NESOI FILLETS/OTHR MEAT(WHTHR/NT MINCD) FR/CH	KG	111,347	378,214
	FAROE ISLANDS		111,347	378,214
0304202012	COD NESOI FILLETS, SKINNED, BLOCKS OV4.5KG, FROZEN	KG	6,317	7,242
	THAILAND		6,317	7,242
0304202038	SAUGER FILLETS, SKINNED, BLOCKS OV 4.5 KG, FROZEN	KG	18,143	27,850
	CHINA,PEOPLE'S REP.(MAINLAND)		18,143	27,850
0304202044	ALASKA POLLOCK FILLET SKNND FRZN BLK OV4.5KG PROCD	KG	227,547	636,121
	CHINA,PEOPLE'S REP.(MAINLAND)		227,547	636,121
0304202066	FISH NESOI FILLETS SKINNED, BLOCKS OV4.5KG, FROZEN	KG	2,722	16,839
	INDONESIA		2,722	16,839
0304203030	ATLANTIC COD FILLETS, NESOI, FROZEN	KG	1,295	11,159
	SPAIN		1,295	11,159
0304203065	ALASKA POLLOCK (THERAGRA CHALCOGRAMMA) FILLETS FRZ	KG	99,151	263,222
	CHINA,PEOPLE'S REP.(MAINLAND)		99,151	263,222
0304205000	HAKE (UROPHYCIS SPP.) FILLETS, NESOI, FROZEN	KG	14,293	56,155
	SPAIN		14,293	56,155
0304206091	FROZEN FISH FILLETS, DOLPHIN (MAHI MAHI)	KG	121,176	399,448
	CHINA (TAIWAN)		19,051	124,740
	COLOMBIA		14,969	39,600
	COSTA RICA		49,938	142,228
	ECUADOR		37,218	92,880
0304206092	FROZEN FISH FILLETS, SWRODFISH	KG	56,784	176,111
	ECUADOR		56,784	176,111
0304206093	PATAGONIAN TOOTHFISH/CHILEAN SEABASS FROZEN FILLET	KG	33,875	94,078
	COSTA RICA		15,875	48,778
	PERU		18,000	45,300
0304206096	FROZEN FISH FILLETS, NESOI	KG	488,375	2,193,496
	COLOMBIA		1,144	8,724
	ECUADOR		3,260	7,000
	INDONESIA		338,556	1,464,618
	THAILAND		117,915	562,666
	VIETNAM		27,500	150,488
0304909092	OTHER FISH MEAT NESOI, FROZEN	KG	1,451	6,248
	THAILAND		1,451	6,248
0305306010	HERRING FILLETS, DRIED, SALTED OR IN BRINE	KG	37,830	85,000
	CANADA		37,830	85,000
0305306030	COD FILLETS, DRIED, SALTED OR IN BRINE	KG	139,837	779,412
	CANADA		110,423	658,794

TABLE - 2 IMPORTS INTO PUERTO RICO FROM FOREIGN COUNTRIES
BY COMMODITY AND COUNTRY OF ORIGIN-FISCAL YEAR 2001

COMM CODE	DESCRIPTION AND COUNTRY	UNIT	QUANTITY	VALUE - $
	SPAIN		29,414	120,618
0305306080	FISH FILLETS NESOI, DRIED, SALTED OR IN BRINE	KG	2,540,025	8,907,771
	CANADA		473,170	1,797,432
	CHINA,PEOPLE'S REP.(MAINLAND)		299,156	1,172,136
	FAROE ISLANDS		533,204	1,739,809
	ICELAND		1,113,453	3,787,293
	NORWAY		121,042	411,101
0305410000	PACIFIC, ATLANTIC AND DANUBE SALMON, SMOKED	KG	929	12,934
	PANAMA		929	12,934
0305420050	HERRINGS INCLUDNG FILLETS, BONELESS, SMOKED	KG	4,728	13,120
	CANADA		4,728	13,120
0305494020	COD, CUSK, HADDOCK, HAKE AND POLLOCK, SMOKED	KG	984	2,781
	SPAIN		984	2,781
0305494040	FISH INCLUDING FILLETS, SMOKED, NESOI	KG	291	4,640
	PANAMA		291	4,640
0305510000	COD, DRIED, WHETHER OR NOT SALTED BUT NOT SMOKED	KG	361,923	2,436,601
	CANADA		348,279	2,356,558
	ICELAND		2,988	10,098
	NORWAY		200	5,983
	SPAIN		10,456	63,962
0305594000	FISH, DRIED, WHETHER SALTED BUT NOT SMOKED, NESOI	KG	536,596	1,738,204
	CANADA		260,581	945,282
	ICELAND		276,015	792,922
0305620045	COD WHOLE/PROCSD SALTD NT DRD/SMKD MOIST NT OV 43%	KG	69,194	519,919
	CANADA		69,194	519,919
0305620070	COD SALTD NT DRD/SMKD BRINE NESOI MOISTUR >43%<45%	KG	224,577	1,180,047
	CANADA		224,577	1,180,047
0305691021	HAKE WHOLE/SIMPLY PROCSSD SALTD NT DRD/SMKD; BRINE	KG	37,622	107,181
	CANADA		37,622	107,181
0305691022	POLLOCK WHOLE/SIMPLY PROCSD SALTD NT DRD/SMK BRINE	KG	502,639	1,570,509
	CANADA		431,878	1,327,709
	CHINA,PEOPLE'S REP.(MAINLAND)		70,761	242,800
0305691029	HADDCK/CUSK WHOLE/PROCSSD SALTD NT DRD/SMKD; BRINE	KG	6,064	27,334
	CANADA		6,064	27,334
0305691041	HAKE, SALTED BUT NOT DRIED/SMOKED; IN BRINE, NESOI	KG	11,227	54,070
	CANADA		11,227	54,070
0305691042	POLLOCK SALTED NOT DRIED/SMOKED; IN BRINE, NESOI	KG	407,743	1,272,378
	CANADA		61,313	255,235
	CHINA,PEOPLE'S REP.(MAINLAND)		346,430	1,017,143
0306110000	ROCK LOBSTER AND OTHER SEA CRAWFISH, FROZEN	KG	9,052	142,343
	BELIZE		1,200	38,016
	COLOMBIA		6,164	47,000
	MEXICO		1,688	57,327
0306120050	LOBSTERS, FROZEN, IN BRINE	KG	2,708	36,669
	INDONESIA		1,347	16,813
	THAILAND		1,361	19,856
0306130003	SHRIMPS/PRAWNS SHELL-ON COUNT SIZE < 33 PER KG FRZ	KG	25,977	157,357
	BANGLADESH		1,023	20,374
	CHINA,PEOPLE'S REP.(MAINLAND)		18,692	35,036
	COLOMBIA		361	2,750
	PHILIPPINES		4,246	87,415
	SPAIN		1,655	11,782
0306130006	SHRIMP/PRAWN SHELL-ON COUNT SIZE 33-45 PER KG FRZN	KG	33,972	489,278
	BANGLADESH		27,288	378,657
	COLOMBIA		968	7,380
	PHILIPPINES		2,450	41,755
	THAILAND		3,266	61,486
0306130009	SHRIMP/PRAWN SHELL-ON COUNT SIZE 46-55 PER KG FRZN	KG	9,580	132,380
	BANGLADESH		2,221	32,336
	COLOMBIA		1,391	10,602
	PHILIPPINES		2,668	38,436
	THAILAND		3,300	51,006
0306130012	SHRIMP/PRAWN SHELL-ON COUNT SIZE 56-66 PER KG FRZN	KG	9,476	114,776
	BANGLADESH		3,876	47,966
	COLOMBIA		1,899	14,481
	PHILIPPINES		435	5,865

TABLE - 2 IMPORTS INTO PUERTO RICO FROM FOREIGN COUNTRIES
BY COMMODITY AND COUNTRY OF ORIGIN-FISCAL YEAR 2001

COMM CODE	DESCRIPTION AND COUNTRY	UNIT	QUANTITY	VALUE - $
	THAILAND		3,266	46,464
0306130027	SHRIMP/PRAWN SHELL-ON COUNT SIZE MORE THAN 154 FRZ	KG	68,096	167,581
	CHINA,PEOPLE'S REP.(MAINLAND)		63,949	135,956
	COLOMBIA		4,147	31,625
0306130040	SHRIMPS AND PRAWNS, PEELED, FROZEN	KG	183,181	387,232
	CHINA,PEOPLE'S REP.(MAINLAND)		181,136	378,157
	THAILAND		2,045	9,075
0306142000	CRABMEAT, FROZEN	KG	18,884	133,342
	DOMINICAN REPUBLIC		415	3,051
	VENEZUELA		18,469	130,291
0306220010	LOBSTERS (HOMARUS SPP.), LIVE	KG	397	4,380
	ANTIGUA		397	4,380
0306244000	CRABS NESOI FRESH, CHILLED, DRIED, SALTD, IN BRINE	KG	114,434	286,862
	DOMINICAN REPUBLIC		12,052	13,241
	VENEZUELA		102,382	273,621
0307390000	MUSSELS, FROZEN, DRIED, SALTED OR IN BRINE	KG	1,832	6,216
	SPAIN		1,832	6,216
0307410020	LOLIGO SQUID, LIVE, FRESH OR CHILLED	KG	1,125	6,774
	SPAIN		1,125	6,774
0307490050	SQUID NESOI (EX FZ FILLET) FRZN/DRD/SALTD/IN BRINE	KG	15,664	82,523
	SPAIN		15,664	82,523
0307510000	OCTOPUS, LIVE, FRESH OR CHILLED	KG	433,777	741,768
	INDONESIA		79,733	116,883
	PHILIPPINES		354,044	624,885
0307590000	OCTOPUS, FROZEN, DRIED, SALTED OR IN BRINE	KG	1,247,728	2,827,091
	INDONESIA		122,834	224,848
	ITALY		19,075	159,510
	MALAYSIA		21,387	38,287
	MEXICO		28,373	101,925
	PHILIPPINES		912,683	1,568,866
	SPAIN		143,376	733,655
0307990060	MOLLUSC/AQUATIC INVRTEBRTE NESOI FZ/DRD/SALT/BRINE	KG	111,498	416,153
	DOMINICAN REPUBLIC		9,661	79,236
	SPAIN		863	5,169
	THAILAND		100,974	331,748
	DAIRY PRODUCE;BIRDS EGGS;NATURAL HONEY EDIBLE PRODUCTS OF ANIMAL ORIGIN, NOT ELSEWHERE SPECIFIED OR INCLUDED	TOTAL		12,068,657
0401202000	MLK & CRM,NT CNTD,NT SWT,OV 1% NOV 6% FAT,IN QUOTA	L	22,654	18,653
	CANADA		22,654	18,653
0402911000	MLK/CREAM,CNTRD,N/SWT,NESOI,AIRTGHT CNTR,US NTE 11	KG	1,010,091	869,543
	CANADA		689,487	510,253
	NETHERLANDS		320,604	359,290
0402917000	MILK/CREAM, CNTRD,N/SWT, NESOI, AIRTGHT CNTR,NESOI	KG	1,278,795	952,890
	CANADA		1,278,795	952,890
0402991000	MLK,CONDENSED,SWEETENED,AIRTGHT CONTANER,US NTE 11	KG	152,480	207,760
	NETHERLANDS		152,480	207,760
0402994500	MILK,CONDENSED,SWEETENED,NESOI,AIRTIGHT CONTAINERS	KG	6,912	13,710
	MEXICO		6,912	13,710
0402999000	MILK AND CREAM, CONCENTRATED, SWEETENED, NESOI	KG	82,115	85,450
	CHILE		82,115	85,450
0403109000	YOGURT,NESOI,W/N SWEETEND/FLAVORD/CNTG FRUIT,NESOI	KG	471,563	548,045
	CANADA		903	3,360
	MEXICO		3,150	33,145
	SPAIN		467,510	511,540
0404907000	MILK PRODUCTS, WHETHER OR NOT SWEETENED, NESOI	KG	408	2,119
	BELGIUM		408	2,119
0405101000	BUTTER, SEE ADDITIONAL U.S. NOTE 6 TO THIS CHAPTER	KG	5,943	32,105
	DENMARK		5,943	32,105
0405208000	DAIRY SPREADS: NESOI	KG	6,386	34,252
	SPAIN		6,386	34,252
0406305500	CHEESES MADE FR SHEEP'S MLK, PROCESSED, NT GRT/PWD	KG	2,404	19,120
	SPAIN		2,404	19,120
0406405800	BLUE-VIENED CHEESE,NESOI,IN ADDTL US NOTE 17,NESOI	KG	696	5,573

TABLE - 2 IMPORTS INTO PUERTO RICO FROM FOREIGN COUNTRIES
BY COMMODITY AND COUNTRY OF ORIGIN-FISCAL YEAR 2001

COMM CODE	DESCRIPTION AND COUNTRY	UNIT	QUANTITY	VALUE - $
	DENMARK		696	5,573
0406901600	EDAM/GOUDA CHEESE,SEE ADDITIONAL U.S. NOTE 20	KG	1,876,213	6,471,891
	NETHERLANDS		1,876,213	6,471,891
0406901800	EDAM/GOUDA CHEESE,NESOI	KG	12,517	48,417
	NETHERLANDS		12,517	48,417
0406904600	SWISS/EMMENTHALER CHEESE, SEE ADDTL U.S. NOTE 25	KG	644,238	2,006,031
	AUSTRIA		56,708	169,781
	DENMARK		176,705	548,816
	FINLAND		68,587	261,222
	GERMANY		252,571	730,053
	HUNGARY		20,000	60,000
	SWITZERLAND		69,667	236,159
0406905600	CHEESE FROM SHEEPS MILK ORG LOAVES SUITB FR GRATNG	KG	29,348	187,839
	DENMARK		842	6,312
	SPAIN		28,506	181,527
0406905900	CHEESES MADE FROM SHEEP'S MILK, NESOI	KG	6,176	52,546
	SPAIN		6,176	52,546
0406909500	CHEESE MXTRS,NESOI,CNTN COWS MLK,ADDTL U S NOTE 16	KG	18,449	115,772
	DENMARK		2,112	11,651
	SPAIN		16,337	104,121
0406909900	CHEESE AND SUBSTITUES INCLUDING MIXTURES, NESOI	KG	2,640	22,925
	DENMARK		2,640	22,925
0409000064	NATURAL HONEY, NOT PACKAGED FOR RETAIL SALE, NESOI	KG	282,841	374,016
	DOMINICAN REPUBLIC		189,392	217,780
	MEXICO		93,449	156,236
	PRODUCTS OF ANIMAL ORIGIN, NOT ELSEWHERE SPECIFIED OR INCLUDED	TOTAL		16,516
0511100090	BOVINE SEMEN, NESOI	X		5,490
	ITALY			5,490
0511994050	ANIMAL PRODUCTS NESOI, DEAD ANIMALS CH 1, INEDIBLE	KG	87	11,026
	CANADA		87	11,026
	VEGETABLES PRODUCTS	TOTAL		88,899,301
	LIVE TREES AND OTHER PLANTS; BULBS, ROOTS AND THE LIKE; CUT FLOWERS AND ORNAMENTAL FOLIAGE	TOTAL		3,398,203
0601109080	BULBS, TUBERS, CORMS, CROWNS, ETC, NESOI, DORMANT	NO	22,050	19,434
	ISRAEL		22,050	19,434
0601209000	BULBS NESOI ETC IN GROWTH OR FLOWER, INCL CHICORY	NO	2,760	3,029
	NETHERLANDS		2,760	3,029
0602100000	UNROOTED CUTTINGS AND SLIPS OF PLANTS, NESOI	NO	27,880	15,528
	COSTA RICA		27,880	15,528
0602902000	0RCHID PLANTS, LIVE	KG	15,744	252,346
	CHINA (TAIWAN)		990	52,982
	NETHERLANDS		272	39,066
	THAILAND		14,482	160,298
0602904000	HERBACEOUS PERENNIALS, NESOI	KG	117	3,002
	NETHERLANDS		117	3,002
0602909090	PLANTS, LIVE, WITHOUT SOIL ATTACHED TO ROOTS NESOI	NO	77,842	31,851
	COSTA RICA		30,000	4,900
	NETHERLANDS		47,842	26,951
0603103000	MINIATURE (SPRAY) CARNATIONS, FRESH	NO	235,704	27,585
	COLOMBIA		235,704	27,585
0603106060	ROSES, NESOI, FRESH	NO	3,006,110	927,353
	COLOMBIA		2,972,135	921,975
	ECUADOR		33,975	5,378
0603107010	POM POM CHRYSANTHEMUMS, FRESH	NO	1,802,642	499,458
	COLOMBIA		1,802,642	499,458
0603107020	CHRYSANTHEMUMS EXCEPT POM POM, FRESH	NO	70,730	33,754
	COLOMBIA		70,730	33,754
0603107030	STANDARD CARNATIONS, FRESH	NO	1,217,105	119,659
	COLOMBIA		1,217,105	119,659

TABLE - 2 IMPORTS INTO PUERTO RICO FROM FOREIGN COUNTRIES
BY COMMODITY AND COUNTRY OF ORIGIN-FISCAL YEAR 2001

COMM CODE	DESCRIPTION AND COUNTRY	UNIT	QUANTITY	VALUE - $
0603108010	ALSTROEMERIA, FRESH	NO	11,600	2,072
	COLOMBIA		11,600	2,072
0603108020	GYPSOPHILA, FRESH	NO	71,167	17,523
	COLOMBIA		71,167	17,523
0603108060	CUT FLOWERS AND FLOWER BUDS NESOI, FRESH	X		116,306
	COLOMBIA			114,258
	MEXICO			2,048
0603900000	CUT FLOWERS/BUDS DRIED, DYED OR OTHERWISE PREPARED	X		21,960
	CHINA,PEOPLE'S REP.(MAINLAND)			21,960
0604100000	MOSSES, LICHENS FRESH DRIED ETC OTHERWISE PREPARED	X		207,291
	CANADA			182,871
	CHILE			24,420
0604910040	FIR EXCEPT DOUGLAS FIR, EVERGREEN XMAS TREES FRESH	NO	20,372	212,382
	CANADA		20,372	212,382
0604910060	EVERGREEN CHRISTMAS TREES, NESOI, FRESH	NO	23,588	298,060
	CANADA		23,588	298,060
0604910080	FOLIAGE, BRANCHES ETC, FRESH, NESOI	X		318,459
	CANADA			313,399
	COSTA RICA			5,060
0604993000	FOLIAGES, BRANCHES ETC, DRIED OR BLEACHED	X		271,151
	CHINA,PEOPLE'S REP.(MAINLAND)			176,872
	MEXICO			94,279
	EDIBLE VEGETABLES AND CERTAIN ROOTS AND TUBERS	TOTAL	67,223,473	38,640,033
0701905020	POTATOE EX SEED CONTNER NOT OV 45KG FRSH/CHD NESOI	KG	5,287,710	1,618,691
	CANADA		5,240,681	1,601,296
	DOMINICAN REPUBLIC		47,029	17,395
0701905040	POTATOE NESOI CONTNERS OVR 45KG, FRSH/CHLD EX SEED	KG	17,811,734	5,160,635
	CANADA		17,811,734	5,160,635
0702002095	OTHER TOMATOES, NESOI, ENTRY 3/1-7/14 & 9/1-11/14	KG	1,376	6,494
	NETHERLANDS		1,376	6,494
0702004090	TOMATOES, NESOI, ENTERED 7/15 - 8/31, FRESH/CHILLD	KG	1,080	4,306
	NETHERLANDS		1,080	4,306
0702006095	OTHER TOMATO,NESOI, ENTER 11/15 TO LAST DAY OF FEB	KG	635	3,020
	NETHERLANDS		635	3,020
0703104000	ONIONS AND SHALLOTS, NESOI, FRESH OR CHILLED	KG	3,819,060	1,316,668
	CANADA		3,598,457	1,287,304
	CHILE		32,771	11,285
	NETHERLANDS		187,832	18,079
0703200010	GARLIC, FRESH WHOLE BULBS	KG	2,454,892	3,186,978
	ARGENTINA		537,337	669,927
	CHILE		264,676	324,585
	MEXICO		397,468	613,350
	PANAMA		24,993	27,717
	PERU		22,500	24,000
	SPAIN		1,207,918	1,527,399
0703200020	GARLIC, FRESH WHOLE PEELED CLOVES	KG	29,202	38,767
	DOMINICAN REPUBLIC		4,209	4,657
	PANAMA		24,993	34,110
0703200090	GARLIC, FRESH OR CHILLED, NESOI	KG	120,304	133,237
	CHINA,PEOPLE'S REP.(MAINLAND)		42,000	11,000
	DOMINICAN REPUBLIC		10,828	25,013
	MEXICO		43,476	72,024
	PERU		24,000	25,200
0704902000	CABBAGE, FRESH OR CHILLED	KG	1,412,179	413,610
	CANADA		1,267,288	365,521
	COSTA RICA		144,891	48,089
0706102000	CARROTS, NESOI, FRESH OR CHILLED	KG	1,000,434	462,433
	CANADA		176,275	64,125
	COSTA RICA		824,159	398,308
0706902000	RADISHES, FRESH OR CHILLED	KG	18,671	5,310
	COSTA RICA		18,671	5,310
0706904000	ROOTS, EDIBLE, NESOI, FRESH OR CHILLED	KG	9,757	9,552
	DOMINICAN REPUBLIC		9,757	9,552

TABLE - 2 IMPORTS INTO PUERTO RICO FROM FOREIGN COUNTRIES
BY COMMODITY AND COUNTRY OF ORIGIN-FISCAL YEAR 2001

COMM CODE	DESCRIPTION AND COUNTRY	UNIT	QUANTITY	VALUE - $
0708902500	PIGEON PEAS, ENTRY 7/1-9/30, FRESH OR CHILLED	KG	2,122	4,950
	DOMINICAN REPUBLIC		2,122	4,950
0708903000	PIGEON PEAS, ENTRY 10/1 TO JUNE 30, FRESH, CHILLED	KG	139,738	204,584
	DOMINICAN REPUBLIC		46,421	110,051
	ECUADOR		93,317	94,533
0709604000	FRUITS OF THE GENUS CAPSICUM/PIMENTA NESOI, FR/CH	KG	345,370	406,436
	COSTA RICA		4,536	5,000
	DOMINICAN REPUBLIC		326,615	345,739
	NETHERLANDS		14,219	55,697
0709900500	JICAMAS, PUMPKINS AND BREADFRUIT, FRESH OR CHILLED	KG	130,074	57,305
	COSTA RICA		39,479	9,079
	DOMINICAN REPUBLIC		90,595	48,226
0709901000	CHAYOTE (SECHIUM EDULE), FRESH OR CHILLED	KG	44,117	22,827
	COSTA RICA		44,117	22,827
0710212000	PEAS RAW/COOK IN BOILING WATER ENTRY 7/1-9/30 FRZN	KG	35,515	75,669
	DOMINICAN REPUBLIC		35,515	75,669
0710214000	PEAS RAW/COOK IN BOILING WATER ENTRY 10/1-6/30 FZN	KG	11,182	14,081
	PERU		11,182	14,081
0710293000	PIGEON PEAS RAW/COOK BY BOILING ENTRY 10/1-6/30 FZ	KG	295,678	350,306
	ECUADOR		230,349	243,479
	PERU		65,329	106,827
0710294000	LEGUMINOUS VEG RAW/COOKED BY BOILING, FRZN, NESOI	KG	105,838	118,574
	ECUADOR		81,259	91,055
	PERU		24,579	27,519
0710807060	VEG NESOI, WHOLE, RAW/COOK BY BOILING IN WATER, FZ	KG	2,674	5,699
	DOMINICAN REPUBLIC		2,674	5,699
0710909000	VEG MIX NESOI RAW/COOKED BY BOILING IN WATER, FRZN	KG	24,018	26,860
	COSTA RICA		24,018	26,860
0711204000	OLIVES, PITTED/STUFFED, PROVISIONALY PRES INEDIBLE	KG	50,312	166,670
	SPAIN		50,312	166,670
0711906000	VEG NESOI, VEG MIX, PROVISIONALLY PRES, INEDIBLE	KG	63,943	36,612
	CHINA,PEOPLE'S REP.(MAINLAND)		56,000	15,700
	SPAIN		7,943	20,912
0712904020	GARLIC POWDER OR FLOUR	KG	40,540	28,300
	CHINA,PEOPLE'S REP.(MAINLAND)		40,540	28,300
0712904040	GARLIC, DRIED, EXCEPT POWDER OR FLOUR	KG	184,545	75,176
	CHINA (TAIWAN)		22,000	5,500
	CHINA,PEOPLE'S REP.(MAINLAND)		162,545	69,676
0712906500	PARSLEY, DRIED, NESOI	KG	1,542	7,650
	MEXICO		1,542	7,650
0712908080	VEGETABLES NESOI AND MIXTURES OF VEGETABLES, DRIED	KG	6,947	12,937
	GERMANY		6,947	12,937
0713101000	PEAS, SEEDS OF A KIND USED FOR SOWING DRD, SHELLED	KG	104,354	38,622
	CANADA		21,300	3,755
	PERU		83,054	34,867
0713102000	SPLIT PEAS, EXCEPT SEED, DRIED, SHELLED	KG	4,208	2,300
	CANADA		4,208	2,300
0713104020	GREEN PEAS, EXCEPT SEED, DRIED, SHELLED	KG	100,200	41,130
	CANADA		9,072	2,823
	ECUADOR		73,482	21,139
	PERU		17,646	17,168
0713104080	PEAS, NESOI, EXCEPT SEED, DRIED, SHELLED	KG	465,098	199,128
	BELIZE		21,950	12,289
	ECUADOR		170,551	53,427
	MEXICO		21,000	9,450
	PERU		251,597	123,962
0713201000	CHICKPEAS, SEEDS OF A KIND USED FOR SOWING, DRIED	KG	63,920	46,554
	MEXICO		63,920	46,554
0713202000	CHICKPEAS (GARBANZOS), EXCEPT SEED, DRIED, SHELLED	KG	335,880	222,050
	MEXICO		335,880	222,050
0713202010	KABULI CHICKPEAS, EXCEPT SEED, DRIED,SHELLED	KG	12,247	8,255
	CANADA		12,247	8,255
0713202090	CHICKPEAS (GARBANZOS), EXCEPT SEED, DRIED, SHELLED	KG	358,000	236,240
	MEXICO		358,000	236,240
0713332020	NAVY, PEA BEANS, EXCEPT SEED, ENTRY 5/1-8/31 DRIED	KG	7,490	4,598
	CANADA		7,490	4,598

TABLE - 2 IMPORTS INTO PUERTO RICO FROM FOREIGN COUNTRIES
BY COMMODITY AND COUNTRY OF ORIGIN-FISCAL YEAR 2001

COMM CODE	DESCRIPTION AND COUNTRY	UNIT	QUANTITY	VALUE - $
0713332050	LIGHT RED KIDNEY BEAN EX SEED ENTRY 5/1-8/31 DRIED	KG	39,981	28,828
	CANADA		19,187	13,165
	NETHERLANDS		20,794	15,663
0713334050	LIGHT RED KIDNEY BEAN NESOI EX SEED ENTRY 9/1-4/30	KG	123,041	89,190
	CANADA		123,041	89,190
0713334090	KIDNEY BEANS NESOI EX SEED, ENTRY 9/1-4/30 DR/SHLD	KG	42,638	19,625
	CANADA		42,638	19,625
0713392040	LIMA BEANS NESOI EX SEED ENTRY 5/1-8/31 DRIED SHLD	KG	21,319	8,775
	CANADA		21,319	8,775
0713392050	PINTO BEANS EX SEED ENTRY 5/1-8/31 DRIED SHELLED	KG	63,957	30,458
	CANADA		63,957	30,458
0713392070	BEAN (VIGNA, PHASEOLUS) NESOI 5/1-8/31, DRIED SHLD	KG	242,188	153,181
	CANADA		242,188	153,181
0713394050	PINTO BEANS EX SEED, 9/1-4/30, DRIED, SHELLED	KG	96,640	55,955
	CANADA		96,640	55,955
0713394060	WHITE BEANS NESOI EX SEED, 9/1-4/30, DRIED SHELLED	KG	21,000	18,250
	NETHERLANDS		21,000	18,250
0713394070	BEANS (VIGNA, PHASEOLUS) NESOI, 9/1-4/30, DRD SHLD	KG	269,914	188,354
	CANADA		269,914	188,354
0713401000	LENTILS, SEEDS OF A KIND USED FOR SOWING, DRIED	KG	13,654	6,580
	CANADA		13,654	6,580
0713402000	LENTILS EXCEPT SEED, DRIED, SHELLED	KG	12,052	6,588
	CANADA		12,052	6,588
0713402090	LENTILS, NOT GREEN, EXCEPT SEED, DRIED, SHELLED	KG	4,430	2,719
	CANADA		4,430	2,719
0714101000	CASSAVA (MANIOC) FROZEN, W/NT PELLET	KG	2,189,117	1,397,654
	COLOMBIA		56,007	62,650
	COSTA RICA		2,049,245	1,274,082
	ECUADOR		83,865	60,922
0714102000	CASSAVA (MANIOC) FRESH OR DRIED, W/NT PELLET	KG	3,206,297	1,503,405
	COSTA RICA		3,167,071	1,476,106
	DOMINICAN REPUBLIC		2,307	2,295
	NICARAGUA		36,919	25,004
0714202000	SWEET POTATOES, FRESH OR DRIED, WHETHER/NT PELLETS	KG	5,902,854	4,040,980
	COSTA RICA		11,339	5,000
	DOMINICAN REPUBLIC		5,891,515	4,035,980
0714901000	DASHEENS, FRESH, WHETHER OR NOT SLICED OR PELLETS	KG	12,161,091	11,576,544
	COSTA RICA		2,870,174	3,128,670
	DOMINICAN REPUBLIC		6,917,493	6,042,684
	NICARAGUA		2,373,424	2,405,190
0714902000	YAMS, FRESH, WHETHER/NOT SLICED OR PELLETS	KG	7,571,570	4,440,951
	COLOMBIA		41,467	19,103
	COSTA RICA		7,184,060	4,170,045
	DOMINICAN REPUBLIC		260,813	225,709
	NICARAGUA		18,630	5,400
	PANAMA		66,600	20,694
0714904000	ROOTS & TUBERS HIGH STARCH OR INSULIN, NESOI,FRESH	KG	3,882	2,330
	COSTA RICA		3,882	2,330
0714904500	ROOTS & TUBERS WITH HIGH STARCH OR INSULIN, FROZEN	KG	335,262	296,452
	COSTA RICA		219,802	202,401
	DOMINICAN REPUBLIC		115,460	94,051
	EDIBLE FRUITS AND NUTS; PEEL OF CITRUS FRUITS OR MELONS	TOTAL		9,615,173
0801110000	COCONUTS, FRESH OR DRIED, DESICCATED	KG	50,802	40,320
	PHILIPPINES		50,802	40,320
0801190020	COCONUTS, FRESH OR DRIED, IN SHELL	KG	279,925	103,980
	DOMINICAN REPUBLIC		279,925	103,980
0803004000	PLANTAINS, DRIED	KG	9,663	38,638
	VENEZUELA		9,663	38,638
0804304000	PINEAPPLES FRSH/DRIED NT REDCD SZ IN CRATES/PACKGS	KG	22,111	29,408
	COSTA RICA		22,111	29,408
0804400000	AVOCADOS, FRESH OR DRIED	KG	4,707,941	4,176,528
	DOMINICAN REPUBLIC		4,707,941	4,176,528
0805100020	ORANGES, TEMPLE, FRESH OR DRIED	KG	23,940	13,000

TABLE - 2 IMPORTS INTO PUERTO RICO FROM FOREIGN COUNTRIES
BY COMMODITY AND COUNTRY OF ORIGIN-FISCAL YEAR 2001

COMM CODE	DESCRIPTION AND COUNTRY	UNIT	QUANTITY	VALUE - $
	JAMAICA		23,940	13,000
0805100040	ORANGES, NESOI, FRESH OR DRIED	KG	1,026,662	395,070
	COSTA RICA		24,240	6,520
	DOMINICAN REPUBLIC		979,472	375,995
	JAMAICA		22,950	12,555
0805302000	LEMONS (CITRUS LIMON, CITRUS LIMONUM) FRESH/DRIED	KG	150,953	141,061
	DOMINICAN REPUBLIC		150,953	141,061
0806102000	GRAPES, FRESH, ENTERED 2/15-3/31, INCLUSIVE, ANY Y	M3	2,058	678,063
	CHILE		2,058	678,063
0806104000	GRAPES, FRESH, ENTERED 4/1-6/30, INCLUSIVE, ANY YR	M3	3,815	1,575,228
	CHILE		3,815	1,575,228
0806106000	GRAPES, FRESH, ENTERING 7/1-2/14 FOLLOWING YR, INC	M3	1,528	773,473
	CHILE		1,528	773,473
0806201090	RAISINS MADE FROM SEEDLESS GRAPES, NESOI	KG	38,080	49,922
	CHILE		38,080	49,922
0807113000	WATERMELONS, FRESH, ENTERED 12/1 TO FOLLOWING 3/31	KG	48,283	22,492
	CHILE		18,540	8,449
	COSTA RICA		15,826	6,059
	PANAMA		13,917	7,984
0807114000	WATERMELONS, FRESH, ENTERED 4/1-11/30, INCL,ANY YR	KG	18,106	7,638
	COSTA RICA		18,106	7,638
0807192000	CANTALOUPES, FRESH, ENTERD 9/16-7/31 FOL YR, INCL	KG	102,598	68,260
	COSTA RICA		102,598	68,260
0808100060	APPLES, FRESH, VALUED > $0.22 PER KILOGRAM	KG	38,311	20,024
	CHILE		38,311	20,024
0808202000	PEARS & QUINCES, FRESH, ENTERED 4/1-6/30, INCL	KG	385,136	248,355
	CHILE		385,136	248,355
0808204000	PEAR & QUINCES, FRESH, ENTERD 7/1-3/31 FOL YR INCL	KG	32,076	13,941
	CHILE		32,076	13,941
0809200020	CHERRIES, SWEET VARIETIES, FRESH	KG	8,533	30,830
	CHILE		8,533	30,830
0809304010	PEACHES, FRESH, ENTERED 12/1-5/31	KG	7,056	5,488
	CHILE		7,056	5,488
0809304090	NECTARINES, FRESH, ENTERED 12/1-5/31	KG	64,557	56,470
	CHILE		64,557	56,470
0809402000	PLUMS (INC PRUNE PLUMS) & SLOES, FRSH, ENT 1/1-5/3	KG	415,142	376,947
	CHILE		415,142	376,947
0809404000	PLUMS (INC PRUNE PLUMS) & SLOES FRSH ENT 6/1-12/31	KG	1,591	6,037
	CHILE		1,591	6,037
0810500000	OTHER FRESH FRUIT, KIWI FRUIT	KG	35,679	35,272
	CHILE		35,679	35,272
0810904000	FRUIT, FRESH, NESOI	KG	2,613	2,160
	DOMINICAN REPUBLIC		2,613	2,160
0811100020	STRAWBERRIES UNCOOKD/COOKD BY WATER, FZ, NOV 1.2 L	KG	29,075	41,716
	COSTA RICA		29,075	41,716
0811100070	STRAWBERRIES, FROZEN, CNTR OVER 1.2 LITER, NESOI	KG	7,460	15,800
	COSTA RICA		7,460	15,800
0811901000	BANANAS & PLANTAINS, UNCKD/COOKD BY WATER, FROZEN	KG	514,991	498,005
	COLOMBIA		197,910	255,762
	COSTA RICA		242,366	157,563
	ECUADOR		36,423	36,535
	HONDURAS		38,292	48,145
0811905200	MANGOES, UNCOOKED/COOKED BY WATER, FROZEN	KG	6,081	12,905
	COSTA RICA		6,081	12,905
0811908080	FRUITS NESOI & NUTS, UNCKD/COOKD BY WATER, FROZEN	KG	129,759	138,142
	COSTA RICA		129,759	138,142
	COFFEE, TEA, MATE AND SPICES	TOTAL	6,537,425	17,903,645
0901120000	COFFEE, NOT ROASTED, DECAFFEINATED	KG	128,780	195,894
	CANADA		19,282	39,111
	ITALY		109,498	156,783
0901210060	COFFEE, NESOI, ROASTED, NOT DECAFFEINATED	KG	5,993,640	16,116,174
	COSTA RICA		3,688,456	9,977,457
	DOMINICAN REPUBLIC		2,305,184	6,138,717
0902209000	GREEN TEA (NOT FERMENTED) NESOI	KG	67	3,092

TABLE - 2 IMPORTS INTO PUERTO RICO FROM FOREIGN COUNTRIES
BY COMMODITY AND COUNTRY OF ORIGIN-FISCAL YEAR 2001

COMM CODE	DESCRIPTION AND COUNTRY	UNIT	QUANTITY	VALUE - $
	SPAIN		67	3,092
0902300010	BLACK TEA FERMENTED & PARTLY FERMENTD, IN TEA BAGS	KG	280	3,840
	COSTA RICA		280	3,840
0904202000	PAPRIKA (GENUS CAPSICUM) DRIED, CRUSHED OR GROUND	KG	16,118	52,731
	CANADA		206	3,148
	CHILE		12,049	38,583
	SPAIN		3,863	11,000
0904206010	BELL PEPPERS (GENUS CAPSICUM), DRIED, NOT GROUND	KG	88,334	187,707
	GERMANY		88,334	187,707
0904206090	FRUITS OF THE GENUS CAPSICUM, DRIED N/GROUND NESOI	KG	2,275	4,504
	SPAIN		2,275	4,504
0905000000	VANILLA BEANS	KG	15,557	1,030,378
	MADAGASCAR		15,157	1,025,598
	SPAIN		400	4,780
0906200000	CINNAMON & CINNAMON-TREE FLOWERS, CRUSHD OR GROUND	KG	7,933	9,886
	INDONESIA		7,933	9,886
0909200000	SEEDS OF CORIANDER	KG	18,838	14,877
	CANADA		7,470	3,599
	DOMINICAN REPUBLIC		11,368	11,278
0910102000	GINGER, NOT GROUND	KG	58,805	57,586
	COSTA RICA		54,890	53,246
	DOMINICAN REPUBLIC		3,915	4,340
0910104000	GINGER, GROUND	KG	2,611	2,400
	DOMINICAN REPUBLIC		2,611	2,400
0910200000	SAFFRON	KG	2	2,363
	SPAIN		2	2,363
0910300000	TUMERIC (CURCUMA)	KG	3,266	7,209
	DOMINICAN REPUBLIC		3,266	7,209
0910910000	MIXTURES OF SPICES REFERRED TO IN NOTE 1(B) CHAP 9	KG	23,216	21,793
	DOMINICAN REPUBLIC		21,315	15,744
	SPAIN		1,901	6,049
0910992000	ORIGANUM (LIPPIA SPP.) CRUDE OR NOT MANUFACTURED	KG	11,005	34,237
	MEXICO		11,005	34,237
0910996000	SPICES, NESOI	KG	166,698	158,974
	COSTA RICA		48,745	22,081
	DOMINICAN REPUBLIC		93,224	89,473
	GERMANY		4,037	9,987
	INDONESIA		16,544	27,666
	SPAIN		4,148	9,767
	CEREALS	TOTAL	75,819,746	9,977,652
1001902021	RED SPRING WHEAT GRADE 2 PROTEIN CONTENT<12.9% WGT	KG	53,158,034	7,801,556
	CANADA		53,158,034	7,801,556
1004000010	OATS, SEED	KG	13,675,152	1,253,909
	CANADA		13,675,152	1,253,909
1004000090	OATS, NESOI	KG	1,750,000	49,000
	CANADA		1,750,000	49,000
1005100010	CORN (MAIZE) SEED, YELLOW CORN	KG	5,775,950	600,699
	CANADA		5,775,950	600,699
1005902000	CORN (MAIZE) YELLOW DENT, EXCEPT SEED	KG	1,451,979	247,003
	CANADA		1,451,979	247,003
1006309020	RICE, SEMI/WHOLLY MILLED, NESOI, MEDIUM GRAIN	KG	8,631	25,485
	SPAIN		8,631	25,485
	PRODUCTS OF THE MILLING INDUSTRY; MALT; STARCHES; INULIN; WHEAT GLUTEN	TOTAL	9,756,508	5,398,823
1101000010	HARD SPRING WHEAT FLOUR	KG	1,837,012	691,593
	CANADA		1,837,012	691,593
1101000020	DURUM WHEAT FLOUR	KG	2,177,762	689,660
	CANADA		2,273	3,200
	MEXICO		1,925,779	607,590
	SPAIN		249,710	78,870
1101000030	WHITE WINTER WHEAT FLOUR	KG	21,338	5,645
	MEXICO		21,338	5,645

TABLE - 2 IMPORTS INTO PUERTO RICO FROM FOREIGN COUNTRIES
BY COMMODITY AND COUNTRY OF ORIGIN-FISCAL YEAR 2001

COMM CODE	DESCRIPTION AND COUNTRY	UNIT	QUANTITY	VALUE - $
1101000090	WHEAT OR MESLIN FLOUR, NESOI	KG	108,850	38,625
	CANADA		108,850	38,625
1102906000	CEREAL FLOURS OTHER THAN WHEAT OR MESLIN, NESOI	KG	96,060	210,220
	COLOMBIA		24,949	62,049
	DOMINICAN REPUBLIC		24,562	29,392
	VENEZUELA		46,549	118,779
1103130020	GROATS AND MEAL OF CORN (MAIZE), CORNMEAL	KG	47,456	150,097
	COLOMBIA		47,456	150,097
1103290000	PELLETS OF CEREAL, NESOI	KG	4,100,000	357,146
	CONGO REP OF THE		4,100,000	357,146
1104120000	GRAINS, ROLLED OR FLAKED, OF OATS	KG	939,326	2,364,888
	COLOMBIA		341,875	840,059
	VENEZUELA		597,451	1,524,829
1104220000	GRAINS WORKED (HULLD PEARLD SLICED KIBBLD) OF OATS	KG	301,674	752,846
	COLOMBIA		104,443	251,251
	VENEZUELA		197,231	501,595
1108120010	CORN (MAIZE) STARCH FOR FOOD USE	KG	50,024	58,392
	DOMINICAN REPUBLIC		50,024	58,392
1108130010	POTATO STARCH, FOR HUMAN CONSUMPTION	KG	906	2,976
	NETHERLANDS		906	2,976
1108190090	STARCHES, NESOI	KG	76,100	76,735
	BELGIUM		62,100	61,139
	ITALY		14,000	15,596
	OIL SEEDS AND OLEAGINOUS FRUITS; MISCELLANEOUS GRAINS, SEEDS AND FRUITS; INDUSTRIAL OR MEDICINAL PLANTS; STRAW AND FODDER	TOTAL		3,376,867
1201000090	SOYBEANS, NESOI, WHETHER OR NOT BROKEN	KG	9,819,040	2,021,818
	CANADA		6,623,213	1,360,218
	TRINIDAD @ TOBAGO		3,195,827	661,600
1206000090	SUNFLOWER SEEDS, NESOI, WHETHER OR NOT BROKEN	KG	23,814	15,724
	CANADA		23,814	15,724
1207400000	SESAME SEEDS, WHETHER OR NOT BROKEN	KG	4,498	5,500
	DOMINICAN REPUBLIC		4,498	5,500
1208100000	FLOURS AND MEALS OF SOYBEANS	KG	553,406	56,663
	BRAZIL		16,806	9,263
	CANADA		536,600	47,400
1211908080	PLANTS & PARTS EX MINT LEAVES USED AS HERBAL TEAS	KG	9,561	97,221
	SPAIN		9,561	97,221
1211908090	PLANTS & PARTS, NESOI, USED PRIMRLY IN PRFUMRY ETC	KG	3,541	26,807
	SPAIN		3,541	26,807
1214100015	ALFALFA (LUCERNE) MEAL/PELLETS, NESOI, DEHYDRATED	T	13,090	1,153,134
	CANADA		13,090	1,153,134
	LAC; GUMS, RESINS AND OTHER VEGETABLE SAPS AND EXTRACT	TOTAL	200,128	588,905
1301200000	GUM ARABIC	KG	196,680	560,071
	DENMARK		23,615	65,910
	FRANCE		153,065	445,799
	ITALY		20,000	48,362
1302200000	PECTIC SUBSTANCES, PECTINATES AND PECTATES	KG	1,740	19,481
	BRAZIL		750	7,025
	ITALY		990	12,456
1302390090	MUCILAGE & THICKNER W/N MODIFIED,FRM VEG PRD NESOI	KG	1,708	9,353
	DOMINICAN REPUBLIC		1,234	4,650
	FRANCE		474	4,703
	ANIMAL OR VEGETABLE FATS AND OILS AND THEIR CLEAVAGE PRODUCTS; PREPARED EDIBLE FATS;ANIMAL OR VEGETABLE WAXES	TOTAL	4,268,775	8,157,905

TABLE - 2 IMPORTS INTO PUERTO RICO FROM FOREIGN COUNTRIES
BY COMMODITY AND COUNTRY OF ORIGIN-FISCAL YEAR 2001

COMM CODE	DESCRIPTION AND COUNTRY	UNIT	QUANTITY	VALUE - $
	ANIMAL OR VEGETABLE FATS AND OILS AND THEIR CLEAVAGE PRODUCTS; PREPARED EDIBLE FATS; ANIMAL OR VEGETABLE WAXES	TOTAL	4,268,775	8,157,905
1501000020	LARD	KG	564,077	334,246
	CANADA		564,077	334,246
1504102000	COD LIVER OIL & FRACTIONS NOT CHEMICALLY MODIFIED	KG	483	5,153
	DOMINICAN REPUBLIC		483	5,153
1509102000	OLIVE OIL VIRGIN UNDER 18KG/CNTR NOT CHEM MODIFIED	KG	704,904	1,268,253
	ITALY		13,866	29,292
	PORTUGAL		1,237	3,060
	SPAIN		689,801	1,235,901
1509104000	OLIVE OIL VIRGIN 18KG OR MORE/CNTR NT CHEM MODIFED	KG	21,644	47,894
	SPAIN		6,444	27,031
	TURKEY		15,200	20,863
1509902000	OLIVE OIL REFINED, UNDER 18KG WTH CNTR NT CHEM MOD	KG	2,429,101	5,900,283
	ITALY		7,273	14,003
	SPAIN		2,421,828	5,886,280
1509904000	OLIVE OIL REFINED 18KG/MORE WTH CNTR NT CHEM MODIF	KG	1,089	3,785
	SPAIN		1,089	3,785
1510004000	OLIVE-RESIDUE OIL & BLENDS(1509&1510) EDIBLE <18KG	KG	161,736	184,138
	ITALY		153,499	172,104
	SPAIN		8,237	12,034
1512190040	SAFFLOWER OIL, REFINED, NOT CHEMICALLY MODIFIED	KG	145,517	154,476
	SPAIN		145,517	154,476
1513110000	COCONUT (COPRA) OIL, CRUDE, NOT CHEMICLLY MODIFIED	KG	17,112	24,656
	PHILIPPINES		17,112	24,656
1515290020	CORN (MAIZE) OIL, ONCE-REFINED, NT CHEM MODIFIED	KG	6,716	24,036
	MEXICO		6,716	24,036
1515300000	CASTOR OIL/ITS FRACTIONS W/N REFINED NOT CHEM MODF	KG	3,781	12,390
	UNITED KINGDOM OF GT BRITAIN		3,781	12,390
1515500000	SEASAME OIL WHETHER/NOT REFINED NT CHEM MODIFIED	KG	1,588	3,600
	CHINA,PEOPLE'S REP.(MAINLAND)		1,588	3,600
1515904090	FIXED VEGETABLE FATS & OILS NESOI NT CHEM MODIFIED	KG	96,605	44,724
	ARGENTINA		96,605	44,724
1517901040	BAKN/FRYN FATS ARTFL MXTRS ALL VEG OIL 5%> SOYBEAN	KG	96,379	67,163
	ARGENTINA		96,379	67,163
1518004000	ANIMAL & VEGETABLE FATS/OILS, CHEMICALLY MODIFIED	KG	16,717	71,708
	FRANCE		4,297	29,480
	MEXICO		12,420	42,228
1520000000	GLYCEROL (GLYCERINE) CRUDE; GLYCEROL WATER & LYES	KG	1,326	11,400
	DENMARK		1,166	8,760
	IRELAND		160	2,640
	PREPARED FOODSTUFFS; BEVERAGES, SPIRITS AND VINEGAR; TOBACCO AND MANUFACTURED TOBACCO SUBSTITUTES	TOTAL		385,402,606
	PREPARATIONS OF MEAT, OF FISH, OR OF CRUSTACEANS, MOLLUSCS OR OTHER AQUATIC INVERTEBRATES	TOTAL	27,661,259	60,196,087
1601002010	PORK SAUSG/SIMILAR PRODCTS FOOD PREP OF PORK CANND	KG	59,057	251,072
	DENMARK		42,376	202,332
	NETHERLANDS		16,681	48,740
1601002090	PORK SAUSG/SIMILR PRODCTS FOOD PREP OF THESE NESOI	KG	1,137,301	4,105,612
	CANADA		5,253	41,408
	DENMARK		1,103,119	3,893,549
	ITALY		950	3,660
	SPAIN		27,979	166,995
1602412020	HAMS, CUTS, BONED, COOKED, AIRTIGHT CONTAINER <1KG	KG	116,707	296,744
	CANADA		116,707	296,744
1602412040	HAMS/CUTS, BONED/COOKED AIRTIGHT CNTR 1 KG OR MORE	KG	756,035	1,699,713
	CANADA		596,972	1,209,711
	DENMARK		109,235	290,164

TABLE - 2 IMPORTS INTO PUERTO RICO FROM FOREIGN COUNTRIES
BY COMMODITY AND COUNTRY OF ORIGIN-FISCAL YEAR 2001

COMM CODE	DESCRIPTION AND COUNTRY	UNIT	QUANTITY	VALUE - $
	NETHERLANDS		12,335	38,664
	POLAND		37,493	161,174
1602419000	HAMS AND CUTS THEREOF NESOI, PREPARED OR PRESERVED	KG	179,348	450,306
	CANADA		177,950	436,997
	ITALY		1,398	13,309
1602422040	SHOULDER/CUT BONED/COOKED AIRTIGHT CNTR 1KG OR OV	KG	3,006,191	7,062,317
	BELGIUM		24,299	52,987
	CANADA		148,203	329,795
	DENMARK		2,357,880	5,601,164
	NETHERLANDS		456,449	998,195
	POLAND		19,360	80,176
1602424000	SHOULDERS AND CUTS THEREOF NESOI, PREPARED, PRESVD	KG	277,557	466,782
	CANADA		277,557	466,782
1602492000	SWINE MEAT NESOI BONED/COOKED CND NO CEREAL OR VEG	KG	1,604,868	3,462,018
	DENMARK		785,685	1,915,734
	NETHERLANDS		819,183	1,546,284
1602494000	SWINE MEAT NESOI, NO CEREAL OR VEGS, PREP OR PRES	KG	1,410,903	5,256,169
	DENMARK		1,410,903	5,256,169
1602496000	MIXTURES OF PORK AND BEEF, PREPARED OR PRESERVED	KG	111,753	251,895
	NETHERLANDS		111,753	251,895
1602499000	MEAT OF SWINE NESOI, PREPARED OR PRESERVED	KG	30,795	106,095
	DENMARK		30,795	106,095
1602500900	MEAT, BOVINE ANIMALS CURED/PICKLED, NO CEREAL/VEGS	KG	11,359	49,234
	BRAZIL		11,359	49,234
1602501020	CORNED BEEF NESOI, NO CEREAL/VEG AIRTITE CNTR <1KG	KG	3,820,723	6,746,187
	ARGENTINA		6,520	16,121
	BRAZIL		3,778,299	6,662,086
	URUGUAY		35,904	67,980
1602501040	CORNED BEEF NO CEREAL OR VEG AIRTITE CNTR 1KG, OV	KG	59,224	89,100
	ARGENTINA		20,056	32,700
	BRAZIL		39,168	56,400
1602502020	MEAT BOV ANML NESOI NO VEGS PREP AIRTITE CNTR <1KG	KG	292,952	722,096
	ARGENTINA		8,976	27,500
	BRAZIL		283,976	694,596
1604122000	HERRINGS, IN OIL, IN AIRTIGHT CONTAINERS	KG	15,563	35,532
	CANADA		15,563	35,532
1604131000	SMK SARDINES IN OIL CND, $1 TIN-PLATE/$1.10 OTHER	KG	35,264	100,068
	CANADA		10,247	24,537
	PORTUGAL		14,907	32,243
	SPAIN		10,110	43,288
1604132000	SARDINES ETC NOT SKINND/BONED IN OIL AIRTITE CNTRS	KG	88,860	176,575
	CANADA		4,185	9,182
	SPAIN		59,637	136,393
	VENEZUELA		25,038	31,000
1604133000	SARDINES ETC SKINNED/BONED, IN OIL, AIRTIGHT CNTRS	KG	567	2,244
	SPAIN		567	2,244
1604134000	SARDINES ETC NESOI, IN CONTAINERS UNDER 225 GRAMS	KG	307,602	406,520
	CANADA		22,764	52,968
	ECUADOR		32,640	41,025
	ITALY		760	3,650
	PORTUGAL		22,242	48,202
	THAILAND		229,196	260,675
1604139000	SARDINES, ETC NESOI, PREPARED OR PRESERVED	KG	214,734	287,897
	ECUADOR		146,889	183,600
	ITALY		840	5,999
	PERU		50,660	61,760
	SPAIN		16,345	36,538
1604141000	TUNAS AND SKIPJACK, IN OIL, IN AIRTIGHT CONTAINERS	KG	35,828	96,171
	COSTA RICA		28,214	78,640
	SPAIN		7,614	17,531
1604142040	TUNA NESOI ETC NO OIL AIRTITE CNTR NOV7KG NOT U.S.	KG	32,518	31,045
	INDONESIA		16,116	15,394
	PHILIPPINES		16,402	15,651
1604143040	TUNAS/SKIPJACK NESOI NO OIL AIRTITE CNTR OVER 7KG	KG	402,335	487,369
	COSTA RICA		2,352	5,986
	INDONESIA		64,467	65,776

TABLE - 2 IMPORTS INTO PUERTO RICO FROM FOREIGN COUNTRIES
BY COMMODITY AND COUNTRY OF ORIGIN-FISCAL YEAR 2001

COMM CODE	DESCRIPTION AND COUNTRY	UNIT	QUANTITY	VALUE - $
	PHILIPPINES		221,530	272,779
	SPAIN		2,684	9,800
	THAILAND		111,302	133,028
1604144000	TUNAS/SKIPJACK NO OIL, NO AIRTITE CNTR, OVER 6.8KG	KG	12,163,975	23,309,277
	COLOMBIA		559,970	958,949
	ECUADOR		11,518,687	21,961,316
	FIJI		85,318	389,012
1604147000	BONITO (SARDA SPP.) PREPARED OR PRESERVED, IN OIL	KG	8,280	69,179
	SPAIN		8,280	69,179
1604148000	BONITO (SARDA SPP.) PREPARED/PRESERVED, NOT IN OIL	KG	280	2,480
	SPAIN		280	2,480
1604150000	MACKEREL, PREPARED OR PRESERVED	KG	34,661	34,673
	CANADA		1,472	6,149
	CHILE		31,620	23,287
	SPAIN		1,569	5,237
1604161000	ANCHOVIES IN OIL/AIRTIGHT CONTNRS NOT OVER 3000 MT	KG	150	3,710
	SPAIN		150	3,710
1604164000	ANCHOVIES PREP/PRES NESOI CONTAINERS 6.8KG OR LESS	KG	355	2,100
	SPAIN		355	2,100
1604191000	BONITO, YELLOWTAIL, POLLOCK NO OIL, AIRTIGHT CNTRS	KG	16,224	67,744
	SPAIN		16,224	67,744
1604192500	BONITO, YELLOWTAIL, POLLOCK IN OIL, AIRTIGHT CNTRS	KG	1,150	5,560
	SPAIN		1,150	5,560
1604193000	FISH, NESOI, IN OIL, IN AIRTIGHT CONTAINERS	KG	29,922	91,789
	SPAIN		29,922	91,789
1604200510	PREPARED MEALS CONTAINING CRUSTACEAN/MOLLUSCS/ETC	KG	693	2,670
	SPAIN		693	2,670
1604206090	FISH PREPARED OR PRESERVED, NESOI	KG	224,670	305,355
	CHINA,PEOPLE'S REP.(MAINLAND)		190,919	242,918
	REPUBLIC OF KOREA		19,800	24,701
	SPAIN		13,951	37,736
1604304000	CAVIAR SUBSTITUTES, NESOI	KG	288	3,100
	SPAIN		288	3,100
1605102025	SNOW CRABMEAT, PREP, NESOI, IN AIRTIGHT CONTAINERS	KG	13,799	58,846
	THAILAND		13,799	58,846
1605102059	SWIMMING CRABMEAT, IN AIRTIGHT CONTAINERS, NESOI	KG	4,080	22,558
	THAILAND		4,080	22,558
1605104030	SWIMMING CRABMEAT(PORTUNIDAE), FROZEN, NESOI	KG	25,554	156,492
	VENEZUELA		25,554	156,492
1605104035	CRABMEAT, PREPARED/PRESERVED, FROZEN, NESOI	KG	5,193	36,634
	VENEZUELA		5,193	36,634
1605106090	CRABS PREPARED OR PRESERVED, NESOI	KG	14,198	85,703
	ITALY		13,588	82,021
	SPAIN		610	3,682
1605201010	SHRIMPS AND PRAWNS, FROZEN, IN AIRTIGHT CONTAINERS	KG	36,578	139,368
	THAILAND		15,970	64,480
	UNITED ARAB EMIRATES		20,608	74,888
1605201030	SHRIMPS AND PRAWNS, PREPARED NESOI, FROZEN	KG	11,107	137,929
	THAILAND		11,107	137,929
1605400500	CRUSTACEANS NESOI PRODUCT WITH FISH MEAT PREP MEAL	KG	5,507	17,907
	SPAIN		5,507	17,907
1605401090	CRUSTACEANS,OTHR,THN PEELED FRSHWTR CRAWFISH TAILS	KG	3,698	13,599
	SPAIN		3,698	13,599
1605901000	CLAMS BOILED WHOLE/CHOPPED/SALTED NOV 680GRAMS GW	KG	559	3,899
	CHILE		559	3,899
1605902000	CLAMS IN AIRTIGHT CONTAINERS, NESOI	KG	3,086	8,530
	SPAIN		650	3,103
	THAILAND		2,436	5,427
1605903000	CLAMS, PREPARED OR PRESERVED, NESOI	KG	451	4,301
	CHILE		451	4,301
1605906055	SQUID EXCEPT LOLIGO, PREPARED OR PRESERVED	KG	244,402	660,084
	PERU		20,454	38,872
	SPAIN		223,948	621,212
1605906060	MOLLUSCS, AQUATIC INVERTEBRATES NESOI, PREP, PRES	KG	804,355	2,313,839
	CHILE		2,365	17,021
	CHINA,PEOPLE'S REP.(MAINLAND)		70,707	83,462

TABLE - 2 IMPORTS INTO PUERTO RICO FROM FOREIGN COUNTRIES
BY COMMODITY AND COUNTRY OF ORIGIN-FISCAL YEAR 2001

COMM CODE	DESCRIPTION AND COUNTRY	UNIT	QUANTITY	VALUE - $
	PHILIPPINES		101,357	246,582
	SPAIN		604,107	1,905,571
	THAILAND		25,819	61,203
	SUGARS AND SUGAR CONFECTIONARY	TOTAL		50,517,810
1701111000	CANE SUGAR RAW N/FLAVOR/COLOR NESOI,ADDTL US NTE 5	KG	25,904,071	11,294,432
	DOMINICAN REPUBLIC		23,204,507	10,152,802
	PANAMA		2,699,564	1,141,630
1701915400	CNE/BET SUG REF SOLID FLV/CLR,>10% SUGR,ADD NOTE 8	KG	10,107	11,909
	COSTA RICA		10,107	11,909
1701918000	CANE/BEET SUG REFINED SOLID CONTNG FLV/CLR NESOI	KG	93,451	115,372
	IRELAND		93,451	115,372
1701991000	CANE/BEET SUG/SUCROSE,SOLID,NESOI,ADDTL U S NOTE 5	KG	1,430,000	760,670
	MEXICO		1,430,000	760,670
1702110000	LACTOSE & LACTOSE SYRUP, CNTN >99% LACTOSE BY WGHT	KG	709,510	775,146
	GERMANY		240,500	253,949
	NETHERLANDS		469,010	521,197
1702304040	GLUCOSE SYRUP < 20% FRUCTOSE, NESOI, QUOTA	KG	45,000	18,976
	MEXICO		45,000	18,976
1702304080	GLUCOSE, SOLID, < 20% FRUCTOSE, NESOI, QUOTA	KG	22,500	9,488
	MEXICO		22,500	9,488
1703105000	CANE MOLASSES, SUBJECT TO QUOTA, NESOI	L	61,103,211	7,603,200
	BRAZIL		5,166,525	675,000
	COSTA RICA		25,625,965	3,348,000
	EGYPT		13,777,400	1,850,000
	EL SALVADOR		4,822,531	200,200
	GUATEMALA		6,544,265	855,000
	VENEZUELA		5,166,525	675,000
1703905000	MOLASSES FROM EXTRACTION/REFINING OF SUGAR, NESOI	L	117,321,288	13,871,914
	COSTA RICA		3,793,211	126,500
	DOMINICAN REPUBLIC		84,472,232	11,064,344
	EGYPT		4,692,549	599,370
	EL SALVADOR		7,628,184	423,600
	FIJI		11,738,858	1,150,500
	GUADELOUPE		1,722,311	147,420
	GUYANA		1,722,175	175,000
	VENEZUELA		1,551,768	185,180
1704100000	CHEWING GUM, WHETHER OR NOT SUGAR COATED	KG	1,565,757	4,590,145
	ARGENTINA		24,439	51,946
	BRAZIL		91,099	172,592
	CANADA		55,904	138,461
	CHILE		107,719	280,798
	COLOMBIA		757,409	2,109,077
	COSTA RICA		9,330	15,132
	ECUADOR		5,626	15,324
	MEXICO		429,670	1,593,799
	PANAMA		63,817	195,059
	TRINIDAD @ TOBAGO		20,744	17,957
1704901000	CANDIED NUTS READY FOR CONSUMPTION	KG	49,057	279,534
	MEXICO		3,628	4,861
	SPAIN		45,429	274,673
1704902500	COUGH DROPS	KG	175,325	419,579
	COLOMBIA		168,257	391,501
	PANAMA		7,068	28,078
1704903520	CONFEC. FOR CONSMPTION, CONTN PEANUTS, RETAIL SALE	KG	177,549	242,410
	ARGENTINA		48,729	102,225
	CHILE		3,960	6,768
	SPAIN		4,438	29,249
	TRINIDAD @ TOBAGO		120,422	104,168
1704903550	CONFECTION READY FOR CONSUMPTION,NESOI,RETAIL SALE	KG	3,818,031	7,478,718
	ARGENTINA		124,192	227,928
	BELGIUM		2,358	15,940
	BRAZIL		974,044	1,240,165
	CANADA		10,720	22,847
	CHILE		11,111	31,695

TABLE - 2 IMPORTS INTO PUERTO RICO FROM FOREIGN COUNTRIES
BY COMMODITY AND COUNTRY OF ORIGIN-FISCAL YEAR 2001

COMM CODE	DESCRIPTION AND COUNTRY	UNIT	QUANTITY	VALUE - $
	COLOMBIA		1,145,885	1,547,460
	COSTA RICA		9,462	15,132
	DOMINICAN REPUBLIC		4,614	5,535
	ECUADOR		165,516	362,150
	FRANCE		30,661	84,859
	ITALY		542	3,898
	MEXICO		667,253	1,214,811
	NETHERLAND ANTIL. EXC ARUBA		38,176	165,076
	NETHERLANDS		32,410	133,653
	PANAMA		3,124	10,282
	SPAIN		597,963	2,397,287
1704903590	CONFECTIONS READY FOR CONSUMPTION,NESOI,NOT RETAIL	KG	1,483,089	3,020,727
	BRAZIL		138,531	184,420
	CHINA,PEOPLE'S REP.(MAINLAND)		28,067	60,227
	COLOMBIA		357,172	458,185
	ECUADOR		748,420	1,562,437
	EL SALVADOR		15,610	26,423
	FRANCE		659	42,459
	MEXICO		21,566	66,655
	REPUBLIC OF KOREA		6,707	41,218
	SPAIN		166,357	578,703
1704909000	SUGR CONFECTNRY NT CNTG COCOA NT RETAIL SALE NESOI	KG	12,913	25,590
	ARGENTINA		6,398	4,158
	SPAIN		6,515	21,432
	COCOA AND COCOA PREPARATIONS	TOTAL	1,448,152	3,346,391
1804000000	COCOA BUTTER, FAT AND OIL	KG	49,613	212,154
	DOMINICAN REPUBLIC		10,433	20,554
	SPAIN		39,180	191,600
1805000000	COCOA POWDER, NOT SWEETENED	KG	24,161	25,980
	DOMINICAN REPUBLIC		5,836	6,325
	NETHERLANDS		18,325	19,655
1806205000	CHOCOLATE BULK NESOI NOT CNTN BFAT/MLK SLDS, NESOI	KG	554,526	606,000
	BELGIUM		57,600	174,763
	DOMINICAN REPUBLIC		496,926	431,237
1806310041	CHOCO/COCOA PREP CONF BLK/BAR <=2KG FILLD, PEANUT	KG	2,462	6,990
	DOMINICAN REPUBLIC		2,462	6,990
1806310049	CHOCO/COCOA PREP CONFECT BLK/BAR <=2KG FILLD,NESOI	KG	138,247	528,219
	ARGENTINA		1,712	4,310
	BRAZIL		2,868	5,400
	CHILE		1,693	6,607
	GERMANY		6,411	22,913
	ITALY		122,192	466,988
	SPAIN		3,371	22,001
1806323000	CHOCOLATE BARS ETC NT BULK UNFILLD NESOI	KG	3,201	13,383
	CHILE		3,201	13,383
1806329000	CHOC/COCOA PREP BAR NOT OVER 2KG NESOI EXCPT FILLD	KG	293,239	998,833
	COLOMBIA		211,775	781,433
	DOMINICAN REPUBLIC		62,388	167,487
	ECUADOR		14,160	29,244
	SWITZERLAND		4,916	20,669
1806905500	COCOA PEPS NESOI NT/BLK/RTL>10%SUGR ADDT NTE8-CH17	KG	117,393	237,699
	COLOMBIA		117,393	237,699
1806905900	COCOA PRPS NESOI NT BLK/RTL>10%SUGR ADD NOTE8-CH17	KG	2,317	8,838
	SWITZERLAND		2,317	8,838
1806909011	COCOA PREPS,NESOI,NOT RETAIL,CONFECT,CONT PEANUTS	KG	4,560	13,200
	CHILE		4,560	13,200
1806909019	COCOA PREPS, NESOI, NOT FOR RETAIL, CONFECTIONERY	KG	193,495	578,220
	ARGENTINA		1,115	2,650
	BELGIUM		753	5,095
	BRAZIL		31,265	47,016
	COLOMBIA		66,546	229,339
	ECUADOR		39,257	124,311
	FRANCE		52,020	150,582
	ITALY		2,087	16,456

TABLE - 2 IMPORTS INTO PUERTO RICO FROM FOREIGN COUNTRIES
BY COMMODITY AND COUNTRY OF ORIGIN-FISCAL YEAR 2001

COMM CODE	DESCRIPTION AND COUNTRY	UNIT	QUANTITY	VALUE - $
	SPAIN		452	2,771
1806909090	COCOA PREPS, NESOI, NOT FOR RETAIL, NESOI	KG	64,938	116,875
	CANADA		40,481	48,327
	CHILE		2,981	8,550
	ECUADOR		3,518	12,649
	GREECE		16,848	39,053
	MEXICO		1,110	8,296
	PREPARATIONS OF CEREALS, FLOUR, STARCH OR MILK; BAKERS WARES	TOTAL	14,469,771	35,180,722
1901109500	PREPS FOR INFANT USE, FOR RETAIL SALE, NESOI	KG	299,697	176,586
	CANADA		299,697	176,586
1901208000	MIXES/DOUGH FOR PREP OF BAKERS WARES OF 1905 NESOI	KG	1,272	2,822
	CANADA		1,272	2,822
1901904300	MALTED MILK CONTAINING > 10 % MILK SOLIDS, NESOI	KG	15,089	20,988
	ARGENTINA		15,089	20,988
1901909095	FOOD PREPARATIONS OF FLOUR/STARCH/DAIRY ETC, NESOI	KG	203,941	511,472
	COLOMBIA		80,918	196,375
	ITALY		407	2,514
	VENEZUELA		122,616	312,583
1902112030	EGG PASTA, NOT COOKED, EU CTRY, OTHER	KG	56,688	28,246
	ITALY		56,688	28,246
1902112090	EGG PASTA, NOT COOKED, OF A CTRY OTHER THAN EU.	KG	56,134	64,839
	CANADA		56,134	64,839
1902192020	PASTA NO EGG,UNCKD,NT STFD, SBJT TO REDUCD REFUND	KG	118,431	69,082
	ITALY		118,431	69,082
1902192030	PASTA NO EGG,UNCKD,NT STFD/OTHR PREP, OTHER	KG	261,499	144,109
	ITALY		216,056	114,426
	SPAIN		45,443	29,683
1902192090	PASTA NO EGG,UNCKD,NT STFD/OTHR PREP, NT EU CTRY	KG	376,792	237,084
	CANADA		72,923	56,854
	CHILE		130,887	79,691
	MEXICO		172,982	100,539
1902200060	PASTA STUFFED WHETHER COOKED/OTHERWISE PREP, NESOI	KG	25,606	10,478
	ITALY		25,606	10,478
1902300060	PASTA, NESOI	KG	418,908	284,257
	CHILE		330,388	225,590
	MEXICO		88,520	58,667
1904100040	PREP FOOD SWELLING/ROASTING CEREAL PRODUCT W/SUGAR	KG	1,940,849	9,616,366
	MEXICO		1,843,730	9,380,477
	TRINIDAD @ TOBAGO		46,136	103,515
	VENEZUELA		50,983	132,374
1904100080	PREP FOOD, SWELLING/ROASTING CEREAL PROD W/O SUGAR	KG	1,595,481	5,699,937
	MEXICO		1,261,191	4,867,403
	TRINIDAD @ TOBAGO		108,817	195,660
	VENEZUELA		225,473	636,874
1904900040	CEREAL NT CORN GRAIN FORM PRECOOK/OTHWS PREP NESOI	KG	1,284,871	3,268,433
	COLOMBIA		449,333	1,088,160
	MEXICO		33,934	75,153
	SPAIN		12,160	46,980
	VENEZUELA		789,444	2,058,140
1905300029	SWEET BISCUITS, WAFFLES AND WAFERS, FROZEN, NESOI	KG	1,188	3,043
	SPAIN		1,188	3,043
1905300041	SWEET BISCUITS,WAFFLES & WAFERS,CONT PEANUTS,NESOI	KG	1,854	2,850
	BRAZIL		1,854	2,850
1905300049	SWEET BISCUITS, WAFFLES AND WAFERS, NESOI	KG	4,999,455	9,821,761
	ARGENTINA		105,317	199,326
	BELGIUM		220,331	649,081
	BRAZIL		171,586	232,744
	CHILE		19,152	38,608
	CHINA,PEOPLE'S REP.(MAINLAND)		64,765	123,647
	COLOMBIA		1,740,504	2,733,483
	COSTA RICA		70,269	103,451
	DENMARK		247,633	612,353
	DOMINICAN REPUBLIC		608,165	650,315

TABLE - 2 IMPORTS INTO PUERTO RICO FROM FOREIGN COUNTRIES
BY COMMODITY AND COUNTRY OF ORIGIN-FISCAL YEAR 2001

COMM CODE	DESCRIPTION AND COUNTRY	UNIT	QUANTITY	VALUE - $
	ECUADOR		57,345	197,975
	EL SALVADOR		34,214	39,720
	FRANCE		84,871	333,991
	GREECE		177,077	536,060
	ITALY		471,156	1,729,430
	MEXICO		38,918	53,591
	NETHERLANDS		42,389	105,733
	NICARAGUA		73,390	82,997
	PERU		86,593	146,480
	SPAIN		313,311	511,685
	TURKEY		7,440	18,614
	UNITED KINGDOM OF GT BRITAIN		13,443	117,207
	VENEZUELA		351,586	605,270
1905400000	RUSKS, TOASTED BREAD AND SIMILAR PRODUCTS	KG	181,779	382,252
	BRAZIL		21,379	49,232
	FRANCE		35,819	42,195
	ITALY		1,301	3,236
	SPAIN		123,280	287,589
1905901041	PASTRY/CAKE/SWEET BAKED PRODUCTS, PUDDINGS, FROZEN	KG	197,253	429,009
	COSTA RICA		7,711	15,765
	GERMANY		68,943	187,007
	GUATEMALA		78,189	134,147
	HONDURAS		4,109	9,590
	ITALY		7,336	37,851
	MEXICO		25,786	15,633
	SPAIN		5,179	29,016
1905901049	BREAD/BISCUITS/OTHER BAKED PRODUCTS, FROZEN	KG	410,266	726,264
	COSTA RICA		38,380	35,235
	GERMANY		304,150	603,939
	ITALY		2,382	10,640
	SPAIN		65,354	76,450
1905901050	PASTRY/CAKES/PUDDINGS W/NT CONT CHOC/FRUIT/NUT ETC	KG	64,155	162,282
	ARGENTINA		4,317	6,660
	ITALY		20,053	56,249
	SPAIN		36,358	75,541
	SWITZERLAND		3,427	23,832
1905901070	BREAD, NESOI	KG	526,224	687,727
	COSTA RICA		442,085	444,324
	FRANCE		9,083	35,640
	ITALY		17,609	71,513
	SPAIN		57,447	136,250
1905901090	BISCUITS/OTHER SIMILAR BAKED PRODUCTS, NESOI	KG	1,251,969	2,192,747
	BRAZIL		11,568	37,964
	CANADA		49,020	93,592
	CHILE		31,050	67,040
	CHINA,PEOPLE'S REP.(MAINLAND)		18,140	49,248
	COLOMBIA		8,114	14,266
	COSTA RICA		5,207	7,200
	DENMARK		229,165	561,433
	DOMINICAN REPUBLIC		28,878	33,820
	GERMANY		11,396	52,128
	ITALY		16,937	46,968
	PERU		4,191	8,712
	PORTUGAL		16,974	38,502
	SPAIN		100,971	150,752
	SWITZERLAND		300	5,656
	VENEZUELA		720,058	1,025,466
1905909030	CORN CHIPS AND SIMILAR CRISP SAVORY SNACK FOODS	KG	176,946	597,079
	DOMINICAN REPUBLIC		7,180	26,852
	ECUADOR		1,263	3,978
	MEXICO		8,014	20,491
	SPAIN		3,600	6,050
	TRINIDAD @ TOBAGO		83,396	305,283
	VENEZUELA		73,493	234,425
1905909060	PIZZA AND QUICHE	KG	472	2,217
	SPAIN		472	2,217

TABLE - 2 IMPORTS INTO PUERTO RICO FROM FOREIGN COUNTRIES
BY COMMODITY AND COUNTRY OF ORIGIN-FISCAL YEAR 2001

COMM CODE	DESCRIPTION AND COUNTRY	UNIT	QUANTITY	VALUE - $
1905909090	COMMUNION/SEALING WAFER RICE PPR EMPTY CAPSULE ETC	KG	2,952	38,792
	ITALY		895	5,268
	JAPAN		343	29,680
	MEXICO		1,714	3,844
	PREPARATIONS OF VEGETABLES, FRUIT, NUTS, OR OTHER PARTS OF PLANTS	TOTAL		51,496,518
2001901000	CAPERS PREP/PRES VINEGAR/ACETIC ACID CNTR OV 3.4KG	KG	7,807	32,290
	SPAIN		7,807	32,290
2001902000	CAPERS PREP/PRES VINEGAR/ACETIC ACID CNTR 3.4KG/<	KG	50,194	164,710
	SPAIN		50,194	164,710
2001902500	ARTICHOKES, PREP OR PRES BY VINEGAR OR ACETIC ACID	KG	840	2,383
	SPAIN		840	2,383
2001903000	BEANS, PREP OR PRESERVED BY VINEGAR OR ACETIC ACID	KG	22,937	16,813
	CANADA		22,937	16,813
2001903500	PIMIENTOS, PREPARD/PRESERVD BY VINEGAR/ACETIC ACID	KG	429,978	607,567
	SPAIN		429,978	607,567
2001903900	VEGETABLES NESOI, PREP/PRES BY VINEGAR/ACETIC ACID	KG	388,526	581,972
	BRAZIL		36,540	20,740
	PERU		50,830	40,676
	SPAIN		301,156	520,556
2002100080	TOMATOES PREP/PRES IN CNTRS 1.4KG OR MORE, NESOI	KG	17,520	6,152
	SPAIN		17,520	6,152
2002908010	TOMATO PASTE IN CONTAINERS HOLDING LESS THAN 1.4KG	KG	18,360	16,190
	CHILE		18,360	16,190
2002908020	TOMATO PASTE, IN CONTAINERS HOLDING 1.4 KG OR MORE	KG	416,505	276,441
	BRAZIL		19,050	11,690
	CHILE		57,153	37,044
	PERU		271,414	180,887
	SPAIN		34,588	22,786
	TURKEY		34,300	24,034
2002908050	TOMATOES NESOI PREP/PRES EX BY VINEGAR/ACETIC ACID	KG	400,125	261,010
	BRAZIL		214,750	128,950
	CHILE		36,984	27,666
	DOMINICAN REPUBLIC		99,791	73,700
	ITALY		48,600	30,694
2003100027	MUSHROOM WHOLE/BUTTON PREP/PRES NESOI CTR NOV 255G	KG	9,113	7,075
	SPAIN		9,113	7,075
2003100031	MUSHROOMS SLICED PREP/PRES NESOI CNTR NOT OV 225 G	KG	38,417	47,896
	COLOMBIA		18,417	25,720
	MEXICO		20,000	22,176
2003100043	MUSHROOMS WHOLE/BUTTON PREP/PRES NESOI CTR OV 225G	KG	12,263	20,283
	CHINA (TAIWAN)		2,177	3,700
	CHINA,PEOPLE'S REP.(MAINLAND)		9,049	14,300
	SPAIN		1,037	2,283
2003100047	MUSHROOMS SLICED PREP/PRES NESOI, CNTRS OVER 225 G	KG	4,899	10,575
	CHINA (TAIWAN)		1,633	3,525
	CHINA,PEOPLE'S REP.(MAINLAND)		3,266	7,050
2003100053	MUSHROOMS NESOI, PREP/PRES NESOI, CNTRS OVER 225 G	KG	166,374	215,253
	CHINA (TAIWAN)		18,915	29,125
	CHINA,PEOPLE'S REP.(MAINLAND)		8,539	17,625
	COLOMBIA		20,000	22,000
	NETHERLANDS		41,706	76,330
	SPAIN		77,214	70,173
2004108020	POTATOES, FRENCH FRIED, FROZEN	KG	21,095,267	12,970,334
	CANADA		19,828,349	12,227,711
	NETHERLANDS		1,266,918	742,623
2004108040	POTATOES (EX FRENCH FRIES) PREP/PRES NESOI, FROZEN	KG	475,759	345,683
	CANADA		278,986	230,678
	NETHERLANDS		196,773	115,005
2004901000	ANTIPASTO, PREPARED OR PRESERVED NESOI, FROZEN	KG	2,145	8,466
	ITALY		1,241	6,227
	SPAIN		904	2,239
2004909080	VEGETABLES INCL MIXTURES NESOI PREP/PRES NESOI FRZ	KG	38,495	71,225
	DOMINICAN REPUBLIC		37,190	68,382

TABLE - 2 IMPORTS INTO PUERTO RICO FROM FOREIGN COUNTRIES
BY COMMODITY AND COUNTRY OF ORIGIN-FISCAL YEAR 2001

COMM CODE	DESCRIPTION AND COUNTRY	UNIT	QUANTITY	VALUE - $
	SPAIN		1,305	2,843
2005200020	POTATO CHIPS, PREPARED OR PRESRVD, NOT FROZEN	KG	5,524	22,538
	IRELAND		5,524	22,538
2005400000	PEAS (PISUM SATIVUM) PREP/PRES NESOI, NOT FROZEN	KG	2,537,946	1,836,839
	CANADA		54,310	41,351
	DOMINICAN REPUBLIC		127,528	127,320
	ECUADOR		2,186,177	1,544,966
	PERU		88,283	65,202
	SPAIN		81,648	58,000
2005514040	BEANS NESOI, SHELLED, PREP/PRES NESOI, NOT FROZEN	KG	3,634,821	2,335,262
	DOMINICAN REPUBLIC		3,556,813	2,272,481
	ECUADOR		74,236	55,505
	SPAIN		3,772	7,276
2005600000	ASPARAGUS, PREPARED OR PRESERVED NESOI, NOT FROZEN	KG	31,768	73,849
	PERU		1,161	2,556
	SPAIN		30,607	71,293
2005701200	OLIVE, GREEN, NOT PITTED, IN SALINE, NESOI, NT FRZ	KG	148,275	304,277
	SPAIN		148,275	304,277
2005701600	OLIVES GRN STFFD PLACE PACKED SALINE NOT >2700T/YR	KG	5,050	7,086
	SPAIN		5,050	7,086
2005702520	OLIVE GREEN WHOLE STUFFED CTR OVER 8 KG, IN SALINE	KG	95,553	192,463
	SPAIN		95,553	192,463
2005702540	OLIVE GREEN WHOLE PITTD CNTR LESS THAN 8 KG SALINE	KG	169,097	295,814
	SPAIN		169,097	295,814
2005702550	OLIVE GREEN WHOLE STUFFD CNTR LESS THAN 8KG SALINE	KG	480,008	1,006,000
	ITALY		4,674	7,938
	SPAIN		475,334	998,062
2005702560	OLIVE GREEN BROKEN/SLICD/SALAD LESS THAN 8KG SALIN	KG	579,765	1,083,188
	SPAIN		579,765	1,083,188
2005705060	OLIVE NT GREEN NT PITTD CANNED NT OV .3 KG, SALINE	KG	1,008	2,640
	SPAIN		1,008	2,640
2005706030	OLIVE NT GREEN WHOLE PITTED CANNED .3 KG <, SALINE	KG	1,345	5,280
	SPAIN		1,345	5,280
2005706050	OLIVES NOT GREEN, SLICED CANNED IN SALINE SOLUTION	KG	11,007	13,130
	SPAIN		11,007	13,130
2005706060	OLIVES NOT GREEN CHOPPED/MINCED, CANNED, IN SALINE	KG	14,000	17,674
	SPAIN		14,000	17,674
2005706070	OLIVES NT GREEN, WEDGED OR BROKEN CANNED IN SALINE	KG	2,621	3,080
	SPAIN		2,621	3,080
2005800000	SWEET CORN, PREPARED/PRESERVED NESOI, NOT FROZEN	KG	147,992	106,091
	CANADA		131,663	98,027
	THAILAND		16,329	8,064
2005901000	CARROTS, PREP/PRES NESOI, NT FROZ, IN AIRTIGHT CTR	KG	5,962	4,319
	CANADA		5,962	4,319
2005905020	PIMENTOS(CAPSICUM ETC)PREP/PRES NESOI CTR NOV 227G	KG	955,504	1,055,356
	ITALY		840	3,479
	SPAIN		945,193	1,039,961
	VENEZUELA		9,471	11,916
2005905040	PIMENTOS(CAPSICUM ETC)PREP/PRES NESOI CTRS OV 227G	KG	1,436,474	1,473,526
	SPAIN		1,429,616	1,466,254
	VENEZUELA		6,858	7,272
2005908000	ARTICHOKES, PREPARED/PRESERVED NESOI, NOT FROZEN	KG	20,359	22,104
	SPAIN		20,359	22,104
2005909700	VEGETBLES INC MIXTURES NESOI PREP/PRES NESOI NT FZ	KG	2,390,350	1,907,335
	CANADA		182,656	136,105
	ECUADOR		1,873,566	1,253,785
	ITALY		2,500	3,306
	PERU		16,830	14,340
	SPAIN		314,798	499,799
2006004000	PINEAPPLES, PRESERVED BY SUGAR	KG	35,640	19,605
	REP. OF SOUTH AFRICA		35,640	19,605
2006005000	MIXTURES OF FRUIT, NUTS & PLANT PRTS PRES BY SUGAR	KG	176,256	146,347
	DOMINICAN REPUBLIC		5,870	10,125
	SPAIN		170,386	136,222
2006006000	CITRUS FRUIT; FRUIT PEEL INC CITRUS, PRES BY SUGAR	KG	38,593	37,972
	DOMINICAN REPUBLIC		28,828	20,279

TABLE - 2 IMPORTS INTO PUERTO RICO FROM FOREIGN COUNTRIES
BY COMMODITY AND COUNTRY OF ORIGIN-FISCAL YEAR 2001

COMM CODE	DESCRIPTION AND COUNTRY	UNIT	QUANTITY	VALUE - $
	SPAIN		9,765	17,693
2006007000	FRUIT AND NUTS, NESOI, PRESERVED BY SUGAR	KG	24,223	30,957
	DOMINICAN REPUBLIC		16,717	19,193
	SPAIN		7,506	11,764
2006009000	PARTS OF PLANTS, EDIBLE, PRESERVED BY SUGAR	KG	17,540	14,075
	DOMINICAN REPUBLIC		9,404	9,875
	THAILAND		8,136	4,200
2007100000	HOMOGENIZED PREPARATNS OF FRUIT (SUBHEADNG NOTE 2)	KG	983,128	1,767,047
	COSTA RICA		983,128	1,767,047
2007914000	ORANGE MARMALADE	KG	77,429	96,297
	DOMINICAN REPUBLIC		72,928	87,491
	POLAND		3,807	6,108
	SWITZERLAND		694	2,698
2007990500	LINGONBERRY AND RASPBERRY JAMS	KG	2,695	8,514
	SWITZERLAND		2,695	8,514
2007991000	STRAWBERRY JAMS	KG	30,582	63,397
	DENMARK		2,203	4,212
	DOMINICAN REPUBLIC		1,200	2,654
	POLAND		17,585	26,605
	SWITZERLAND		9,594	29,926
2007992000	APRICOT JAMS	KG	1,320	4,502
	SWITZERLAND		1,320	4,502
2007992500	CHERRY JAMS	KG	11,683	21,206
	DENMARK		1,102	2,106
	POLAND		8,621	12,324
	SWITZERLAND		1,960	6,776
2007993000	GUAVA JAMS	KG	61,667	48,856
	COSTA RICA		38,349	29,207
	DOMINICAN REPUBLIC		22,454	17,290
	SPAIN		864	2,359
2007993500	PEACH JAMS	KG	12,866	16,300
	DENMARK		1,102	2,106
	POLAND		7,818	11,292
	SPAIN		3,946	2,902
2007994000	PINEAPPLE JAMS	KG	47,651	74,568
	DENMARK		6,059	11,583
	DOMINICAN REPUBLIC		2,566	2,671
	POLAND		39,026	60,314
2007994500	JAMS, NESOI	KG	41,419	47,857
	DENMARK		2,203	4,212
	DOMINICAN REPUBLIC		7,051	6,394
	POLAND		17,837	26,583
	SPAIN		14,328	10,668
2007994800	APPLE, QUINCE & PEAR PASTES & PUREE, COOKED W/N SW	KG	96,819	68,508
	ARGENTINA		55,603	36,377
	CANADA		23,276	18,766
	REP. OF SOUTH AFRICA		17,940	13,365
2007995010	GUAVA PASTES AND PUREE, COOKED PREP WTHR/NOT SWTND	KG	1,294,187	1,217,284
	BRAZIL		943,632	924,389
	COLOMBIA		187,537	138,114
	DOMINICAN REPUBLIC		47,023	35,755
	ECUADOR		115,995	119,026
2007996000	STRAWBERRY PASTES AND PUREE, COOKED W/NT SWEETENED	KG	40,175	32,277
	CANADA		8,209	6,683
	POLAND		31,966	25,594
2007996500	FRUIT OR NUT PASTES AND PUREE NESOI, COOKED W/N SW	KG	70,407	45,657
	CANADA		8,075	6,575
	DOMINICAN REPUBLIC		8,818	4,000
	ECUADOR		36,596	13,897
	INDONESIA		16,918	21,185
2007997500	FRUIT JELLIES OTHER CURRANT OR BERRY	KG	154,043	178,362
	CHINA (TAIWAN)		32,903	50,970
	COSTA RICA		77,091	67,950
	DOMINICAN REPUBLIC		36,597	44,954
	SWITZERLAND		7,452	14,488
2008191500	COCONUTS, PREPARED OR PRESERVED NESOI	KG	276,786	338,747

TABLE - 2 IMPORTS INTO PUERTO RICO FROM FOREIGN COUNTRIES
BY COMMODITY AND COUNTRY OF ORIGIN-FISCAL YEAR 2001

COMM CODE	DESCRIPTION AND COUNTRY	UNIT	QUANTITY	VALUE - $
	DOMINICAN REPUBLIC		252,904	310,986
	PHILIPPINES		23,882	27,761
2008193020	PISTACHIOS, PREPARED OR PRESERVED NESOI	KG	1,241	4,449
	ITALY		1,241	4,449
2008199090	NUTS & OTH SEEDS NESOI PREPARED OR PRESERVED NESOI	KG	47,815	146,309
	TURKEY		47,815	146,309
2008200010	PINEAPPLES PREPARED/PRESERVD CNTNG CANE/BEET SUGAR	KG	240,727	107,645
	INDONESIA		159,809	72,256
	PHILIPPINES		8,150	6,048
	REP. OF SOUTH AFRICA		18,360	5,075
	SINGAPORE		18,200	7,300
	THAILAND		36,208	16,966
2008200090	PINEAPPLES, PREPARED OR PRESERVED, NESOI	KG	581,829	276,714
	COSTA RICA		2,477	2,338
	INDONESIA		52,826	23,763
	MEXICO		3,100	4,361
	PHILIPPINES		17,072	9,504
	REP. OF SOUTH AFRICA		107,557	48,583
	THAILAND		398,797	188,165
2008301000	PEEL OF ORANGES, MANDARINS, ETC, PREP/PRES NESOI	KG	6,552	5,006
	SPAIN		6,552	5,006
2008304000	ORANGES, PREPARED OR PRESERVED NESOI	KG	48,330	58,803
	DOMINICAN REPUBLIC		48,330	58,803
2008304210	SATSUMAS IN AIRTIGHT CNTR QUAN <40000MT, CONT SUGR	KG	52,761	34,594
	CHINA,PEOPLE'S REP.(MAINLAND)		52,761	34,594
2008304290	SATSUMAS, IN AIRTIGHT CNTR QUAN < 40000MT, NESOI	KG	11,532	7,998
	SPAIN		11,532	7,998
2008304600	MANDARINS, SATSUMAS, IN AIRTIGHT CONTAINERS, NESOI	KG	65,991	43,505
	CHINA,PEOPLE'S REP.(MAINLAND)		34,564	20,710
	SPAIN		31,427	22,795
2008400020	PEARS, PREP/PRES NESOI, IN CNTRS LESS THAN 1.4 KG	KG	55,929	35,814
	REP. OF SOUTH AFRICA		2,177	3,160
	SPAIN		53,752	32,654
2008400040	PEARS, PREP/PRES NESOI, IN CNTRS OF 1.4 KG OR MORE	KG	168,761	111,162
	ARGENTINA		56,499	33,679
	REP. OF SOUTH AFRICA		34,036	24,151
	SPAIN		78,226	53,332
2008502000	APRICOT PULP, PREPARED OR PRESERVED NESOI	KG	68,827	56,503
	ARGENTINA		68,827	56,503
2008504000	APRICOTS, PREPARED OR PRESERVED NESOI	KG	10,335	7,956
	SPAIN		10,335	7,956
2008700020	PEACHES, PREP/PRES NESOI, CNTRS LESS THAN 1.4KG EA	KG	391,056	209,932
	GREECE		110,514	61,211
	REP. OF SOUTH AFRICA		3,266	4,740
	SPAIN		277,276	143,981
2008700040	PEACHES, PREP/PRES NESOI, CNTRS 1.4KG OR MORE EACH	KG	616,243	351,491
	ARGENTINA		36,744	31,299
	BRAZIL		18,887	12,777
	GREECE		415,144	232,096
	SPAIN		145,468	75,319
2008921040	FRUIT/NUT/PLANT MXTRS CANNED NO APRICOT CITRUS ETC	KG	113,757	79,980
	CHINA (TAIWAN)		17,628	13,325
	SPAIN		37,079	28,480
	THAILAND		59,050	38,175
2008929030	FRUIT MXTRS WITH PEACH/PEAR PACKD IN LIQ CAN <1.4K	KG	73,859	60,569
	REP. OF SOUTH AFRICA		7,076	11,440
	SPAIN		66,783	49,129
2008929035	FRUIT MXTRS WITH PEACH/PEAR PACKD IN LIQ CAN >1.4K	KG	186,810	143,981
	SPAIN		186,810	143,981
2008929050	FRUIT MXTRS NESOI PACKD IN LIQUID IN AIRTIGHT CTNR	KG	34,075	26,818
	REP. OF SOUTH AFRICA		34,075	26,818
2008929094	MIX OF FRUITS/NUTS/ETC NESOI OTHERWISE PREP/PRES	KG	60,004	48,137
	CHILE		35,510	28,330
	DOMINICAN REPUBLIC		24,494	19,807
2008991300	BANANA PULP, PREPARED OR PRESERVED NESOI	KG	18,400	6,868
	ECUADOR		18,400	6,868

TABLE - 2 IMPORTS INTO PUERTO RICO FROM FOREIGN COUNTRIES
BY COMMODITY AND COUNTRY OF ORIGIN-FISCAL YEAR 2001

COMM CODE	DESCRIPTION AND COUNTRY	UNIT	QUANTITY	VALUE - $
2008991500	BANANAS EXCEPT PULP, PREPARED OR PRESERVED NESOI	KG	1,734,715	2,172,104
	COLOMBIA		102,327	139,198
	COSTA RICA		55,575	52,309
	ECUADOR		1,230,992	1,422,045
	HONDURAS		345,821	558,552
2008992300	CASHEW APPLE MAMEYES COLORADOS ETC PREP/PRES NESOI	KG	35,470	39,099
	DOMINICAN REPUBLIC		35,470	39,099
2008993000	GUAVAS, PREPARED OR PRESERVED NESOI	KG	1,457,884	1,055,838
	BRAZIL		54,095	38,822
	COSTA RICA		406,149	308,692
	DOMINICAN REPUBLIC		991,913	700,266
	MEXICO		5,727	8,058
2008994000	MANGOES, PREPARED OR PRESERVED NESOI	KG	371,981	272,622
	DOMINICAN REPUBLIC		318,341	232,844
	THAILAND		3,640	2,300
	VENEZUELA		50,000	37,478
2008994500	PAPAYA PULP, PREPARED OR PRESERVED NESOI	KG	9,185	9,113
	DOMINICAN REPUBLIC		9,185	9,113
2008995000	PAPAYAS EXCEPT PULP, PREPARED OR PRESERVED NESOI	KG	398,849	413,155
	DOMINICAN REPUBLIC		398,849	413,155
2008996500	CASSAVA (MANIOC), PREPARED OR PRESERVED, NESOI	KG	92,992	76,184
	COLOMBIA		14,981	24,360
	COSTA RICA		78,011	51,824
2008998000	FRUIT PULP NESOI, PREPARED OR PRESERVED NESOI	KG	417,437	342,905
	ARGENTINA		19,642	13,122
	CHILE		97,953	61,541
	DOMINICAN REPUBLIC		264,684	232,021
	INDONESIA		17,160	17,570
	PHILIPPINES		17,998	18,651
2008999090	FRUIT NUTS & EDBLE PLANT PRTS PREPARD/PRESVD NESOI	KG	1,691,364	1,753,586
	COLOMBIA		128,872	178,429
	COSTA RICA		36,806	37,570
	DOMINICAN REPUBLIC		73,993	78,573
	ECUADOR		1,200,767	1,263,952
	HONDURAS		51,349	94,562
	THAILAND		199,577	100,500
2009110060	ORANGE JUICE UNFERMNTD FROZEN CNTRS OVER 3.785L	L	15,495,297	3,500,303
	BELIZE		4,012,580	873,597
	BRAZIL		2,434,948	544,423
	COSTA RICA		1,851,409	655,360
	DOMINICAN REPUBLIC		1,264,268	260,718
	HONDURAS		5,300,649	1,023,919
	JAMAICA		503,180	106,712
	MEXICO		128,263	35,574
2009192500	ORANGE JUICE UNFERMNTD NOT FROZ NOT CONCENTRTD ETC	L	332,981	149,389
	BRAZIL		59,319	24,951
	DOMINICAN REPUBLIC		273,662	124,438
2009194500	ORANGE JUICE, UNFERMENTED, NOT FROZEN, NESOI	L	2,884,256	760,334
	DOMINICAN REPUBLIC		2,884,256	760,334
2009202000	GRAPEFRUIT JUICE UNFERMENTED NOT CONCENTRATED ETC.	L	6,019	5,075
	DOMINICAN REPUBLIC		6,019	5,075
2009204020	GRAPEFRUIT JUICE, UNFERMENTED, NESOI, FROZEN	L	116,598	55,530
	DOMINICAN REPUBLIC		116,598	55,530
2009302040	LIME JUICE, UNFERMENTED, NESOI, CONCENTRATED	L	121,536	18,436
	MEXICO		121,536	18,436
2009304000	CITRUS JUICE SINGLE FRUIT UNFERMNTD NESOI NT CNCND	L	18,510	15,309
	DOMINICAN REPUBLIC		18,510	15,309
2009306020	LEMON JUICE, UNFERMENTED, CONCENTRATED, FROZEN	L	8,947	8,642
	COLOMBIA		8,947	8,642
2009306060	CITRUS JUICE SINGLE FRUIT UNFERMNTD NESOI CONCENTD	L	21,113	34,777
	DOMINICAN REPUBLIC		21,113	34,777
2009402000	PINEAPPLE JUICE UNFRMNTD NOT CNCNTRD OR NOV 3.5 CN	L	55,059	45,021
	CHILE		3,785	2,220
	DOMINICAN REPUBLIC		31,065	26,799
	MEXICO		20,209	16,002
2009404020	PINEAPPLE JUICE, UNFERMENTED, NESOI, FROZEN	L	1,033,450	170,971

TABLE - 2 IMPORTS INTO PUERTO RICO FROM FOREIGN COUNTRIES
BY COMMODITY AND COUNTRY OF ORIGIN-FISCAL YEAR 2001

COMM CODE	DESCRIPTION AND COUNTRY	UNIT	QUANTITY	VALUE - $
	COSTA RICA		41,638	8,980
	THAILAND		991,812	161,991
2009404040	PINEAPPLE JUICE, UNFERMENTED, NESOI, NOT FROZEN	L	7,573,962	1,587,348
	BRAZIL		80,848	15,475
	DOMINICAN REPUBLIC		76,953	59,748
	INDONESIA		1,735,817	284,830
	MEXICO		56,140	44,587
	PHILIPPINES		1,852,199	480,002
	THAILAND		3,772,005	702,706
2009600020	GRAPE JUICE & MUST, UNFERMENTED, NOT CONCENTRATED	L	222,499	166,855
	DOMINICAN REPUBLIC		222,499	166,855
2009600040	GRAPE JUICE & MUST UNFERMNTD CONCENTRATED FROZEN	L	610,304	267,844
	ARGENTINA		84,086	12,811
	BRAZIL		526,218	255,033
2009600060	GRAPE JUICE & MUST UNFERMNTD CONCENTRTD NOT FROZEN	L	2,808,085	1,280,204
	ARGENTINA		1,352,054	396,881
	BRAZIL		616,835	384,987
	CHILE		361,395	153,158
	DOMINICAN REPUBLIC		58,913	131,570
	ITALY		418,888	213,608
2009700020	APPLE JUICE, UNFERMENTED, CONCENTRATED, NOT FROZEN	L	1,221,353	249,745
	CHINA,PEOPLE'S REP.(MAINLAND)		1,187,534	207,279
	DOMINICAN REPUBLIC		33,819	42,466
2009700090	APPLE JUICE, UNFERMENTED, NOT CONCENTRATED	L	255,671	206,306
	DOMINICAN REPUBLIC		44,314	58,509
	SPAIN		211,357	147,797
2009802000	PEAR JUICE, UNFERMENTED	L	287,006	106,157
	ARGENTINA		276,092	98,895
	CHILE		4,731	2,775
	MEXICO		6,183	4,487
2009806090	JUICE OF ANY OTHER SINGLE FRUIT UNFERMENTED, NESOI	L	5,441,726	2,851,908
	ARGENTINA		302,002	130,045
	BRAZIL		2,344,143	1,076,740
	CHILE		31,512	15,910
	COLOMBIA		151,721	165,792
	DOMINICAN REPUBLIC		461,384	65,850
	ECUADOR		1,343,630	884,291
	MEXICO		54,600	39,510
	PERU		324,415	282,548
	PHILIPPINES		331,433	129,754
	REP. OF SOUTH AFRICA		85,558	54,286
	THAILAND		11,328	7,182
2009808039	JUICE OF SINGLE VEGETABLE NESOI, UNFERMENTD, NESOI	L	21,695	22,483
	DOMINICAN REPUBLIC		21,695	22,483
2009904000	MIXTURES OF FRUIT JUICES, UNFERMENTED	L	359,248	326,537
	CANADA		2,500	4,450
	DOMINICAN REPUBLIC		246,264	245,441
	EL SALVADOR		30,096	25,080
	MEXICO		80,388	51,566
	MISCELLANEOUS EDIBLE PREPARATIONS	TOTAL	11,551,853	17,988,720
2101112126	INSTANT COFFEE, N/FLAVORED N/DECAF FOR RETAIL SALE	KG	100,047	1,001,430
	COLOMBIA		7,646	80,708
	MEXICO		92,401	920,722
2101112131	INSTANT COFFEE, N/FLAVORED, DECAF, FOR RETAIL SALE	KG	80,856	1,032,259
	COLOMBIA		6,395	93,075
	MEXICO		74,461	939,184
2101205800	PREP BASE TEA/MATE ETC, CONTAIN >10% SUGAR, NESOI	KG	75,577	129,901
	COSTA RICA		75,577	129,901
2102100000	YEASTS, ACTIVE	KG	449,964	1,180,902
	CANADA		88,474	241,593
	ITALY		12,573	29,744
	MEXICO		348,917	909,565
2102204000	YEAST, INACTIVE, DRIED BREWERS', CRUDE	KG	96,357	277,093
	MEXICO		96,357	277,093

TABLE - 2 IMPORTS INTO PUERTO RICO FROM FOREIGN COUNTRIES
BY COMMODITY AND COUNTRY OF ORIGIN-FISCAL YEAR 2001

COMM CODE	DESCRIPTION AND COUNTRY	UNIT	QUANTITY	VALUE - $
2102300000	BAKING POWDERS, PREPARED	KG	62,906	211,206
	MEXICO		62,906	211,206
2103100000	SOY SAUCE	KG	23,316	14,892
	CHINA,PEOPLE'S REP.(MAINLAND)		18,213	9,390
	HONG KONG		5,103	5,502
2103204020	TOMATO SAUCES NESOI IN CONTAINERS LESS THAN 1.4 KG	KG	3,181,517	2,216,164
	DOMINICAN REPUBLIC		3,173,552	2,208,607
	ITALY		7,965	7,557
2103204040	TOMATO SAUCES NESOI CONTNRS HOLDING 1.4 KG OR MORE	KG	27,771	22,756
	CANADA		2,557	3,600
	DOMINICAN REPUBLIC		19,958	14,900
	ITALY		5,256	4,256
2103902000	SAUCES DERIVED OR PREPARED FROM FISH	KG	25,477	28,523
	HONG KONG		25,477	28,523
2103908000	MIXED CONDIMENTS/SEASONINGS, NESOI	KG	24,145	18,760
	BRITISH VIRGIN ISLANDS		312	2,338
	DOMINICAN REPUBLIC		13,847	8,584
	SPAIN		9,986	7,838
2103909050	TOMATO-BASED PREPARATIONS FOR SAUCES	KG	45,326	23,700
	ITALY		43,182	13,743
	SWITZERLAND		2,144	9,957
2103909060	OTHER SAUCES AND PREPARATIONS, NESOI	KG	68,694	83,638
	COLOMBIA		2,546	4,603
	COSTA RICA		16,805	46,207
	ITALY		43,195	16,464
	MEXICO		3,997	7,725
	SWITZERLAND		2,151	8,639
2103909090	SOUCES AND PREPARATIONS THEREFOR NESOI	KG	139,870	222,372
	COLOMBIA		1,280	2,160
	COSTA RICA		124,931	205,832
	DOMINICAN REPUBLIC		13,659	14,380
2104100020	SOUPS, BROTHS AND PREPARATIONS THEREOF, DRIED	KG	145,303	428,690
	DOMINICAN REPUBLIC		105,340	259,784
	GUATEMALA		4,032	6,220
	JAPAN		3,630	37,037
	MEXICO		2,159	3,937
	SWITZERLAND		26,187	112,421
	VENEZUELA		3,955	9,291
2104100040	SOUPS/BROTHS/PREPS OF, BASED ON FISH/SEAFD, NT DRD	KG	5,378	15,125
	CHILE		5,378	15,125
2104100060	SOUPS, BROTHS & PREPS THEREOF, NESOI, EX DRIED	KG	175,592	467,230
	BRAZIL		72,000	140,976
	CHILE		35,022	141,977
	DOMINICAN REPUBLIC		17,783	35,446
	SPAIN		50,787	148,831
2105001000	ICE CREAM, SEE ADDTL U. S. NOTE 5 TO THIS CHAPTER	KG	100,558	370,394
	CANADA		98,878	368,322
	DOMINICAN REPUBLIC		1,680	2,072
2105004000	EDIBLE ICE, DAIRY PRODUCTS (CHAP.4-NOTE 1), NESOI	KG	1,806	6,720
	CANADA		1,806	6,720
2105005000	EDIBLE ICE EXCEPT ICE CREAM, NESOI	KG	5,704	8,939
	DOMINICAN REPUBLIC		5,704	8,939
2106100000	PROTEIN CONCENTRATES & TEXTURED PROTEIN SUBSTANCES	KG	9,260	5,093
	BRAZIL		9,260	5,093
2106905830	FOOD PREP OF GELATIN, FOR RETAIL CONT SUGAR	KG	209,001	445,283
	MALAYSIA		20,250	17,820
	PANAMA		188,751	427,463
2106908200	FOOD PREPS NESOI, >10% MILK SOLIDS, NESOI	KG	2,120	9,302
	SWITZERLAND		2,120	9,302
2106909500	FOOD PREPS NESOI,10%<MLK,>10% SUGR,NTE8-CH17,NESOI	KG	1,478	3,443
	PANAMA		1,478	3,443
2106909700	FOOD PREP, NESOI, CONTNG 10% OR LESS MILK, NESOI	KG	13,862	31,669
	PANAMA		13,862	31,669
2106909972	PREPS FOR MFG BEVERAGE, NESOI, CONTAINING SUGAR	KG	4,994,677	7,838,824
	CANADA		12,031	7,926
	DOMINICAN REPUBLIC		4,982,646	7,830,898

TABLE - 2 IMPORTS INTO PUERTO RICO FROM FOREIGN COUNTRIES
BY COMMODITY AND COUNTRY OF ORIGIN-FISCAL YEAR 2001

COMM CODE	DESCRIPTION AND COUNTRY	UNIT	QUANTITY	VALUE - $
2106909973	PREPARATIONS FOR MANUFACTURE OF BEVERAGES NESOI	KG	24,685	34,119
	CANADA		22,859	15,224
	MEXICO		1,826	18,895
2106909980	CREAM OR MILK SUBSTITUTES, NESOI	KG	5,730	11,503
	DOMINICAN REPUBLIC		4,786	5,125
	ITALY		566	3,498
	MEXICO		378	2,880
2106909985	CONFECTIONERY INCL GUM CONTNG SACCHARIN, NESOI	KG	335	3,686
	SPAIN		335	3,686
2106909990	FOOD PREPARATIONS, NESOI, CANNED	KG	1,198,488	1,566,015
	DOMINICAN REPUBLIC		1,130,838	1,503,267
	MALAYSIA		67,650	62,748
2106909995	FOOD PREPARATIONS, NESOI, FROZEN	KG	1,985	4,325
	SPAIN		1,985	4,325
2106909997	FOOD PREPS NESOI CNTG SUGAR OF CANE/BEETS NT CN/FZ	KG	1,828	2,753
	DOMINICAN REPUBLIC		1,828	2,753
2106909998	FOOD PREPARATIONS NESOI, NOT CANNED OR FROZEN	KG	252,240	272,011
	CANADA		11,083	11,261
	DOMINICAN REPUBLIC		73,323	114,016
	ITALY		1,735	6,451
	JAMAICA		3,119	10,117
	MEXICO		8,000	11,420
	SPAIN		1,793	4,598
	THAILAND		153,187	114,148
	BEVERAGES, SPIRITS AND VINEGAR	TOTAL		133,563,104
2201100000	WATER, MINERAL & AERATED NATRL/ARTFCL NT SWTN/FLAV	L	5,426,889	3,062,707
	AUSTRIA		6,048	13,668
	BELGIUM		78,444	18,401
	CANADA		2,007,178	909,309
	DOMINICAN REPUBLIC		92,592	35,815
	FRANCE		2,538,553	1,779,561
	GERMANY		21,912	7,981
	ISRAEL		102,626	33,682
	ITALY		229,742	188,701
	SPAIN		349,794	75,589
2201900000	WATERS NOT SWEETND OR FLAVORED NESOI; ICE AND SNOW	T	507	114,078
	CANADA		46	11,337
	FRANCE		19	4,989
	SPAIN		442	97,752
2202100020	CARBONATED SOFT DRINKS, CONTNG ASPARTAME/SACCHARIN	L	55,132	63,944
	DENMARK		55,132	63,944
2202100040	CARBONATED SOFT DRINKS, NESOI	L	1,488,539	1,561,283
	AUSTRIA		915,216	1,314,141
	BELGIUM		69,120	47,116
	COLOMBIA		2,500	2,497
	TRINIDAD @ TOBAGO		501,703	197,529
2202100060	WATERS INCL MINERAL & AERATED, SWTND/FLAVORD NESOI	L	632,535	278,330
	DOMINICAN REPUBLIC		181,717	102,984
	FRANCE		37,422	28,868
	MEXICO		221,024	84,777
	TRINIDAD @ TOBAGO		192,372	61,701
2202903500	ORANGE JUICE, FORTIFIED W/VITS/MINS NESOI	L	98,212	58,883
	CANADA		40,152	10,081
	DOMINICAN REPUBLIC		58,060	48,802
2202903600	SINGLE FRUIT/VEGE JUICE FORTI W/VIT N/CONCENTRATED	L	206,491	185,204
	COSTA RICA		5,666	9,809
	DOMINICAN REPUBLIC		200,825	175,395
2202903700	FRUIT/VEGE MIX JUICES FORTI VIT/MIN N/CONCENTRATED	L	37,896	57,391
	COSTA RICA		37,896	57,391
2202909010	NONALCOHOLIC BEER	L	2,213,789	1,504,232
	GERMANY		300,867	307,866
	VENEZUELA		1,912,922	1,196,366
2202909090	BEVERAGES NONALCOHOLIC NESOI EXCL FRUIT/VEGT JUICE	L	13,776,213	8,322,748
	BELGIUM		132,528	124,871

TABLE - 2 IMPORTS INTO PUERTO RICO FROM FOREIGN COUNTRIES
BY COMMODITY AND COUNTRY OF ORIGIN-FISCAL YEAR 2001

COMM CODE	DESCRIPTION AND COUNTRY	UNIT	QUANTITY	VALUE - $
	BRAZIL		58,099	79,981
	DOMINICAN REPUBLIC		3,008,345	1,129,068
	EL SALVADOR		56,520	49,140
	MEXICO		3,711,398	3,038,938
	PHILIPPINES		63,159	79,621
	SPAIN		30,622	33,660
	SWITZERLAND		10,377	26,280
	THAILAND		95,466	98,325
	TRINIDAD @ TOBAGO		160,705	113,359
	VENEZUELA		6,448,994	3,549,505
2203000030	BEER MADE FRM MALT IN GLASS CNTR NT OV 4 LITERS EA	L	43,625,389	55,683,382
	ARGENTINA		23,532	31,109
	BELGIUM		2,229,592	2,855,981
	CHILE		22,074	19,440
	DOMINICAN REPUBLIC		835,006	980,000
	GERMANY		362,449	344,499
	ITALY		11,082	18,075
	JAPAN		27,605	46,785
	MEXICO		2,567,431	1,974,495
	NETHERLAND ANTIL. EXC ARUBA		82,197	83,852
	NETHERLANDS		37,400,338	49,239,110
	UNITED KINGDOM OF GT BRITAIN		64,083	90,036
2203000060	BEER MADE FRM MALT IN CNTRS EX GLASS NT OV 4 LITER	L	100,215	127,869
	CANADA		5,964	5,925
	NETHERLANDS		83,883	97,759
	UNITED KINGDOM OF GT BRITAIN		10,368	24,185
2204100030	SPARKLING WINE OF FRSH GRAPE VAL NT OV $1.59/LITER	L	1,422	2,150
	FRANCE		1,422	2,150
2204100060	SPARKLING WINE OF FRSH GRAPE VALUED OV $1.59/LITER	L	343,296	4,447,124
	CANADA		315	2,144
	CHILE		3,600	10,400
	FRANCE		194,845	3,724,030
	GERMANY		3,672	15,482
	ITALY		35,190	174,060
	SPAIN		105,674	521,008
2204215030	RED WINE GRAPE NOV 14% ALCOHOL 2L/LESS OVR $1.05/L	L	1,787,262	10,921,877
	ARGENTINA		40,921	213,566
	AUSTRALIAN ISLANDS		9,711	48,904
	CANADA		1,350	5,438
	CHILE		431,320	1,391,062
	FRANCE		200,540	1,142,460
	GERMANY		4,428	13,243
	ITALY		128,937	767,245
	PORTUGAL		25,858	187,278
	SPAIN		942,397	7,145,481
	URUGUAY		1,800	7,200
2204215045	WHITE WINE GRAPE NOV 14% ALCOH 2L/LESS OVR $1.05/L	L	639,441	2,373,354
	ARGENTINA		2,250	8,655
	AUSTRALIAN ISLANDS		10,710	37,905
	CHILE		177,263	473,444
	FRANCE		124,335	508,980
	GERMANY		40,507	112,202
	ITALY		98,344	454,182
	PORTUGAL		7,654	20,100
	SPAIN		177,478	754,286
	URUGUAY		900	3,600
2204215060	GRAPE WINE NESOI NOV 14% ALCOH 2L/LESS OVR $1.05/L	L	65,686	325,751
	CHILE		1,260	4,394
	FRANCE		2,016	4,865
	ITALY		8,694	25,627
	PORTUGAL		20,761	66,340
	SPAIN		32,955	224,525
2204218030	SHERRY, GRPE WINE OVER 14% ALCOHOL 2 LITER OR LESS	L	23,301	134,704
	SPAIN		23,301	134,704
2204218060	GRAPE WINE OVER 14% ALCOHOL IN CNTRS 2L/LESS NESOI	L	20,753	102,408
	FRANCE		585	7,843

TABLE - 2 IMPORTS INTO PUERTO RICO FROM FOREIGN COUNTRIES
BY COMMODITY AND COUNTRY OF ORIGIN-FISCAL YEAR 2001

COMM CODE	DESCRIPTION AND COUNTRY	UNIT	QUANTITY	VALUE - $
	PORTUGAL		17,528	89,936
	SPAIN		2,640	4,629
2204292005	RED WINE GRPE NOV 14% ALCOH OV 2L NOV 4L NOV $1.05	L	11,250	11,712
	SPAIN		11,250	11,712
2204292030	RED WINE GRAPE NOV 14% ALCH OV 2L NOV 4L OVR $1.05	L	21,375	29,983
	FRANCE		21,375	29,983
2204294000	WINE OF FRESH GRAPES OVER 14% ALCOHOL OV 2L NOV 4L	L	603	14,407
	PORTUGAL		603	14,407
2204296000	WINE OF FRESH GRAPES NOV 14% ALCOHOL OVER 4 LITERS	L	32,400	35,622
	ARGENTINA		32,400	35,622
2205103000	VERMOUTH, IN CONTAINERS HOLDING 2 LITERS OR LESS	L	61,650	222,070
	ITALY		61,650	222,070
2205106000	GRAPE WINE FLAVORD WITH PLANTS EX VERMOUTH 2L/LESS	L	41	3,080
	PORTUGAL		41	3,080
2206001500	CIDER, WHETHER STILL OR SPARKLING	L	709,488	514,622
	SPAIN		709,488	514,622
2206006000	EFFERVESCENT WINE OTHER THAN OF FRESH GRAPES	L	37,411	59,450
	FRANCE		37,411	59,450
2208204000	GRAPE BRANDY NESOI CNTR NOV 4 LITERS OVER $3.43/L	PFL	19,821	580,904
	FRANCE		11,320	324,540
	SPAIN		8,501	256,364
2208303030	WHISKIES, SCOTCH & IRISH, CNTRS NOT OVER 4 LITERS	PFL	1,015,668	11,683,779
	CANADA		2,418	18,493
	NETHERLANDS		22,906	444,218
	UNITED KINGDOM OF GT BRITAIN		990,344	11,221,068
2208303060	WHISKIES, SCOTCH AND IRISH, CNTRS OVER 4 LITERS EA	PFL	207,167	3,908,821
	UNITED KINGDOM OF GT BRITAIN		207,167	3,908,821
2208306055	RYE WHISKIES, CONTAINERS NOT OVER 4 LITERS EACH	PFL	4,190	27,396
	CANADA		4,190	27,396
2208306065	WHISKIES, NESOI, CONTAINERS NOT OVER 4 LITERS EACH	PFL	14,137	130,615
	CANADA		14,137	130,615
2208402000	RUM AND TAFIA, CONT NT > 4 LTRS, NT > $3/PRF LTR	PFL	3,624	7,129
	CANADA		2,376	5,024
	VENEZUELA		1,248	2,105
2208404000	RUM AND TAFIA, CONT NT > 4 LTRS, OVER > $3/PRF LTR	PFL	84,404	741,156
	BAHAMAS		16,104	294,004
	CANADA		16,244	193,967
	DOMINICAN REPUBLIC		51,480	245,975
	PANAMA		576	7,210
2208500030	GIN AND GENEVE CONTAINERS NOT OVER 4 LITERS EACH	PFL	114,028	652,170
	CANADA		4,608	5,583
	UNITED KINGDOM OF GT BRITAIN		109,420	646,587
2208500060	GIN AND GENEVE CONTAINERS OVER 4 LITERS EACH	PFL	16,000	135,953
	UNITED KINGDOM OF GT BRITAIN		16,000	135,953
2208601000	VODKA IN CNTRS NOT OVER 4 LITERS VAL NT OV $2.05/L	PFL	114,031	529,091
	CANADA		10,243	10,391
	FINLAND		60,480	456,540
	RUSSIA		43,308	62,160
2208602000	VODKA IN CNTRS NOT OVER 4 LITERS VAL OVER $2.05/L	PFL	1,396,232	9,647,009
	CANADA		1,320	9,538
	FINLAND		1,172,108	8,193,352
	FRANCE		2,880	55,600
	ITALY		374	7,378
	NETHERLANDS		8,001	53,829
	RUSSIA		14,400	56,325
	SWEDEN		196,429	1,267,711
	UNITED KINGDOM OF GT BRITAIN		720	3,276
2208700030	LIQUEURS & CORDIALS IN CNTRS NT OVER 4 LITERS	PFL	681,194	12,899,406
	BAHAMAS		2,110	12,922
	BELGIUM		648	10,768
	FRANCE		359,229	7,315,659
	GERMANY		720	4,232
	IRELAND		99,487	2,626,499
	ITALY		58,994	875,683
	MEXICO		21,190	434,678
	NETHERLAND ANTIL. EXC ARUBA		7,135	91,867

TABLE - 2 IMPORTS INTO PUERTO RICO FROM FOREIGN COUNTRIES
BY COMMODITY AND COUNTRY OF ORIGIN-FISCAL YEAR 2001

COMM CODE	DESCRIPTION AND COUNTRY	UNIT	QUANTITY	VALUE - $
	SPAIN		127,721	1,471,124
	UNITED KINGDOM OF GT BRITAIN		3,960	55,974
2208700060	LIQUEURS & CORDIALS IN CNTRS OVER 4 LITERS	PFL	16,506	131,440
	IRELAND		7,488	57,200
	ITALY		360	2,250
	SPAIN		3,150	22,490
	UNITED KINGDOM OF GT BRITAIN		5,508	49,500
2208901000	BITTERS FIT FOR USE AS BEVERAGES	PFL	1,782	18,773
	ITALY		1,782	18,773
2208902500	BRANDY NESOI CNTR NT OV 4L OV $2.38 NOT OV $3.43/L	PFL	38,973	107,175
	SPAIN		38,973	107,175
2208903000	BRANDY NESOI CNTRS NOT OVER 4 LITERS OVER $3.43/L	PFL	192,198	1,228,987
	FRANCE		6,324	169,637
	PORTUGAL		945	4,512
	SPAIN		184,929	1,054,838
2208904000	BRANDY NESOI CNTRS OVER 4 LITERS VAL OVER $2.38/L	PFL	1,920	9,214
	SPAIN		1,920	9,214
2208905000	TEQUILA IN CONTAINERS NOT OVER 4 LITERS EACH	PFL	115,196	784,024
	MEXICO		115,196	784,024
2208908000	UNDENATURED ETHYL ALCOHOL LESS THAN 80% ALCH NESOI	PFL	4,509	72,281
	FRANCE		3,816	68,469
	NETHERLANDS		693	3,812
2209000000	VINEGAR & SUBSTITUTES FOR VINEGAR FROM ACETIC ACID	PFL	53,904	49,416
	SPAIN		53,904	49,416
	RESIDUES AND WASTE FROM THE FOOD INDUSTRIES; PREPARED ANIMAL FEED	TOTAL		16,172,845
2302100000	BRAN SHARPS & OTH RESIDUES DERIVED FRM MILLNG CORN	T	55,375	4,928,046
	CANADA		55,375	4,928,046
2302300010	BRAN, SHORTS AND MIDDLINGS OF WHEAT	T	39,463	2,736,941
	JAMAICA		1,920	163,060
	NIGERIA		37,543	2,573,881
2302300090	RESIDUE NESOI DERIVED FROM MILLING OF WHEAT	T	58,964	3,720,522
	BENIN		600	33,600
	CONGO REP OF THE		1,231	67,725
	CONGO,DEM.REP.(FORMER ZAIRE)		16,528	1,125,614
	COTE D'IVOIRE(IVORY COAST)		10,627	708,876
	GABON		6,971	384,823
	GHANA		1,883	93,938
	GUINEA		2,012	114,684
	NIGERIA		14,700	933,513
	SIERRA LEONE		2,232	127,909
	TOGO		1,480	81,400
	TRINIDAD @ TOBAGO		700	48,440
2302400020	PELLETIZD SCREENINGS(CLEARINGS) CEREAL GRAIN NESOI	T	3,500	380,295
	CANADA		3,500	380,295
2304000000	SOYBEAN OILCAKE & OTH SOLID RESIDUE, WH/NOT GROUND	KG	2,725,731	463,687
	CANADA		2,725,731	463,687
2308908090	VEGETABLE MATERIAL WASTE RESIDUE & BYPRODUCT NESOI	KG	2,500,000	261,750
	CANADA		2,500,000	261,750
2309100090	DOG AND CAT FOOD, PUT UP FOR RETAIL SALE, NESOI	KG	162,799	119,533
	MEXICO		162,799	119,533
2309901005	BIRD SEED	KG	88,662	53,194
	CANADA		49,896	23,532
	MEXICO		38,766	29,662
2309901015	PET FOOD NESOI PUT UP FOR RETAIL SALE	KG	524	2,602
	CHINA,PEOPLE'S REP.(MAINLAND)		524	2,602
2309901020	POULTRY FEEDS, PREPARED	T	186	140,624
	DOMINICAN REPUBLIC		11	30,477
	FRANCE		55	67,579
	MEXICO		120	42,568
2309901030	DAIRY CATTLE FEED, PREPARED	T	296	160,099
	FRANCE		296	160,099
2309901032	OTHER CATTLE FEED NESOI, PREPARED	T	10,814	3,116,438
	CANADA		10,814	3,116,438

TABLE - 2 IMPORTS INTO PUERTO RICO FROM FOREIGN COUNTRIES
BY COMMODITY AND COUNTRY OF ORIGIN-FISCAL YEAR 2001

COMM CODE	DESCRIPTION AND COUNTRY	UNIT	QUANTITY	VALUE - $
2309901035	SWINE FEED, PREPARED	T	57	35,437
	FRANCE		57	35,437
2309901045	OTHER LIVESTOCK FEED NESOI, PREPARED	T	25	9,665
	PANAMA		25	9,665
2309901050	MIXED FEEDS OR MIXED FEED INGREDIENTS, ANML, NESOI	T	206	39,225
	COLOMBIA		18	6,874
	FRANCE		40	20,480
	NETHERLAND ANTIL. EXC ARUBA		105	9,392
	NETHERLANDS		43	2,479
2309906000	ANIMAL FEEDS CONTAINING EGG, NESOI	KG	3,138	4,787
	BELGIUM		3,138	4,787
	TOBACCO AND MANUFACTURED TOBACCO SUBSTITUTES	TOTAL		16,940,409
2401105350	FILLER TOB INCL CIG LEAF NOT STEM/STRIP <35% WRPPR	KG	2,938,143	4,436,322
	ARGENTINA		277,165	416,228
	CAMEROON		24,605	65,506
	DOMINICAN REPUBLIC		564,678	611,078
	GERMANY		39,600	75,954
	INDONESIA		252,000	550,405
	ITALY		848,157	1,110,608
	PARAGUAY		148,267	270,140
	PHILIPPINES		783,671	1,336,403
2401201440	TOBACCO NESOI STEM/STRIP OV 35% WRPPR NT CONN SHAD	KG	333,631	9,631,166
	ECUADOR		185,528	5,267,293
	INDONESIA		139,664	4,153,043
	MEXICO		960	32,993
	NICARAGUA		7,479	177,837
2401202990	CIGAR FILLER TOBACCO CIGAR LF NT THRSH <35% WRAPPR	KG	442,005	431,492
	DOMINICAN REPUBLIC		1,016	4,674
	GERMANY		17,280	32,381
	INDONESIA		333,709	371,937
	PHILIPPINES		90,000	22,500
2401208320	BURLEY TOB THRESH STEM/STRIP NT USED FOR CIGARETTE	KG	173,716	542,047
	MALAWI		173,716	542,047
2401300300	TOBACCO STEMS, FROM CIGAR LEAF, NOT CUT/NOT GROUND	KG	176,021	40,272
	DOMINICAN REPUBLIC		176,021	40,272
2401300900	TOBACCO REFUSE, EX TOBACCO STEMS FROM CIGAR LEAF	KG	1,011,371	1,641,136
	DOMINICAN REPUBLIC		588,201	1,214,542
	HONDURAS		375,535	389,837
	NICARAGUA		47,635	36,757
2402103060	CIGARS/CHEROOTS/CIGARILLOS TOB NESOI <$.15 ATF A-G	THS	65	5,811
	NETHERLANDS		65	5,811
2402108000	CIGARS/CHEROOTS/CIGARILLOS WITH TOB $.23 OR OVER	THS	164	149,687
	DOMINICAN REPUBLIC		148	134,798
	HONDURAS		4	8,019
	SPAIN		12	6,870
2402208000	CIGARETTES CONTAINING TOBACCO NESOI, PAPER-WRAPPED	THS	2,448	44,720
	COLOMBIA		984	18,200
	SPAIN		1,464	26,520
2402209000	CIGARETTES CONTAINING TOBACCO, NESOI	THS	516	17,756
	DOMINICAN REPUBLIC		516	17,756
	MINERAL PRODUCTS	TOTAL		1,660,319,555
	SALT; SULFUR; EARTHS AND STONE; PLASTERING MATERIALS, LIME AND CEMENT	TOTAL		13,658,027
2506290000	QUARTZITE, OTHER, NOT CRUDE OR ROUGHLY TRIMMED	T	20	12,024
	BRAZIL		20	12,024
2514000000	SLATE, CRUDE OR ROUGHLY TRIMMED	T	114	81,746
	SPAIN		114	81,746
2515121000	MARBLE BLOCKS AND SLABS	T	8	12,967
	DOMINICAN REPUBLIC		2	3,025
	ITALY		6	9,942

TABLE - 2 IMPORTS INTO PUERTO RICO FROM FOREIGN COUNTRIES
BY COMMODITY AND COUNTRY OF ORIGIN-FISCAL YEAR 2001

COMM CODE	DESCRIPTION AND COUNTRY	UNIT	QUANTITY	VALUE - $
2515122000	TRAVERTINE, CUT OR SAWN INTO BLOCKS OR SLABS	T	28	25,204
	ITALY		28	25,204
2516120030	GRANITE,CUT BLOCKS/SLABS RECTGLR/SQR 7.5 CM AO THK	T	87	90,005
	ITALY		66	76,216
	SPAIN		21	13,789
2517100020	LIMESTONE, CRSHED OR BRKN OTH THN PBBLES OR GRVL	T	204	25,752
	DOMINICAN REPUBLIC		204	25,752
2517410000	MARBLE GRANULES, CHIPPINGS AND POWDER	T	2	6,160
	ITALY		2	6,160
2518100000	DOLOMITE NOT CALCINED	T	16	41,372
	CHINA,PEOPLE'S REP.(MAINLAND)		16	41,372
2519901000	MAGNESIA, FUSED AND DEAD-BURNED (SINTERED)	KG	408	3,505
	JAPAN		408	3,505
2519905000	MAGNESIUM OXIDES, OTHER	KG	252,226	87,102
	BELGIUM		170,865	46,734
	CANADA		40,789	21,780
	CHINA,PEOPLE'S REP.(MAINLAND)		36,072	15,800
	MEXICO		4,500	2,788
2520100000	GYPSUM; ANHYDRITE	T	58,073	820,464
	CANADA		276	50,078
	SPAIN		57,797	770,386
2520200000	PLASTERS CONSTNG OF CALCND GYPSUM OR CALCM SULFATE	T	8	17,204
	UNITED KINGDOM OF GT BRITAIN		8	17,204
2521000000	LMESTN FLUX; LMSTN A OTH CAL STO USD MFR LIME, CMT	T	22	11,244
	SPAIN		22	11,244
2523210000	WHITE PORTLAND CEMENT WHTHR OR NT ART COLORED	T	16,147	2,098,331
	BELGIUM		5,026	378,225
	COLOMBIA		1,055	89,742
	DENMARK		3,415	846,758
	MEXICO		6,651	783,606
2523290000	PORTLAND CEMENT, OTHER THAN WHITE PORTLAND CEMENT	T	346,807	10,307,741
	CHINA,PEOPLE'S REP.(MAINLAND)		115,241	3,281,922
	COLOMBIA		25,484	1,118,432
	DENMARK		198,771	5,700,139
	SPAIN		7,311	207,248
2524000060	ASBESTOS NESOI	T	90	5,897
	CANADA		90	5,897
2530202000	EPSOM SALTS	KG	71,974	11,309
	GERMANY		71,974	11,309
	ORES, SLAG, AND ASH	TOTAL	39,500	6,683
2620400060	ASH A RES NT IOS MF, MN ALMN, NT VANDM BEARING	KG	39,500	6,683
	NETHERLANDS		39,500	6,683
	MINERALS FUELS, MINERAL OILS AND PRODUCTS OF THEIR DISTILLATION; BITUMINOUS SUBSTANCES; MINERAL WAXES	TOTAL		1,646,654,845
2701120050	BITUMINOUS COAL NT METALLURGICAL, NOT AGGLOMERATED	T	136,383	4,964,800
	COLOMBIA		105,883	3,842,400
	VENEZUELA		30,500	1,122,400
2701190000	OTHER COAL, NOT AGGLOMERATED	T	59,404	2,161,662
	COLOMBIA		30,344	1,192,519
	DOMINICAN REPUBLIC		34	7,471
	VENEZUELA		29,026	961,672
2703000000	PEAT (INCLUDING PEAT LITTER), INCL AGGLOMRTD	T	602	132,894
	CANADA		602	132,894
2709002000	CRUDE PETROLEUM TESTING 25 DEGREES API OR MORE	BBL	1,025,414	28,935,239
	VENEZUELA		1,025,414	28,935,239
2710000530	NO 6-TYPE FUEL OIL UNDER 25 DEGREES API	BBL	23,897,270	545,194,813
	ARGENTINA		1,691,658	40,042,939
	BELGIUM		219,350	4,110,635
	BRAZIL		4,118,679	95,522,351
	CANADA		200,990	2,785,296
	CHILE		996,917	28,193,365

TABLE - 2 IMPORTS INTO PUERTO RICO FROM FOREIGN COUNTRIES
BY COMMODITY AND COUNTRY OF ORIGIN-FISCAL YEAR 2001

COMM CODE	DESCRIPTION AND COUNTRY	UNIT	QUANTITY	VALUE - $
	COLOMBIA		1,729,232	38,682,225
	DENMARK		604,003	14,463,914
	ECUADOR		449,099	9,688,632
	INDONESIA		132,608	2,875,065
	NETHERLAND ANTIL. EXC ARUBA		464,435	12,002,555
	PERU		348,353	9,405,537
	SPAIN		332,349	6,428,213
	SWEDEN		279,474	5,148,467
	TRINIDAD @ TOBAGO		5,165,500	119,393,950
	UNITED KINGDOM OF GT BRITAIN		795,287	15,779,262
	VENEZUELA		6,369,336	140,672,407
2710000535	OTHER HEAVY FUEL OILS UNDER 25 DEGREES API	BBL	8,864,161	228,984,695
	ANGOLA		1,542,045	44,165,089
	COTE D'IVOIRE(IVORY COAST)		236,580	6,986,204
	ESTONIA		3,764,752	91,027,444
	GERMANY		1,487,275	38,590,121
	NETHERLANDS		89,845	2,183,234
	TUNISIA		246,655	6,321,768
	UNITED KINGDOM OF GT BRITAIN		1,497,009	39,710,835
2710001001	NO 2 AND 3 FUEL OIL DIESEL NT OVER 0.05 PCT SULFUR	BBL	3,860,472	128,466,615
	ARUBA		1,123,689	42,878,296
	CANADA		210,435	7,086,502
	ITALY		384,229	11,309,918
	TRINIDAD @ TOBAGO		326,268	9,129,422
	VENEZUELA		1,815,851	58,062,477
2710001004	NO 2 AND 3 FUEL OILS: DIESEL, OVER 0.05 PCT SULFUR	BBL	3,381,104	125,915,270
	ARUBA		1,136,695	45,550,245
	BENIN		35,301	1,410,344
	CANADA		99,968	3,270,558
	ITALY		302,109	8,989,765
	MEXICO		90,834	3,052,022
	REPUBLIC OF KOREA		149,817	4,647,022
	UNITED KINGDOM OF GT BRITAIN		228,152	8,432,498
	VENEZUELA		1,338,228	50,562,816
2710001008	NO 2,3 FUEL OIL OTH THN DIESEL OVER .05 PCT SULFUR	BBL	50,348	1,913,224
	ARGENTINA		50,348	1,913,224
2710001050	HEAVY FUEL OILS 25 DEGREES API OR MORE	BBL	60,010	1,986,321
	CANADA		60,010	1,986,321
2710001514	UNLEADED GASOLINE, REFORMULATED	BBL	1,068,812	36,620,720
	ARGENTINA		175,968	6,862,770
	BRAZIL		483,892	15,278,222
	CHILE		89,258	2,994,269
	TRINIDAD @ TOBAGO		219,079	7,886,844
	VENEZUELA		100,615	3,598,615
2710001518	UNLEADED GASOLINE, OTHER	BBL	5,851,617	214,153,815
	ARGENTINA		763,026	28,136,152
	BRAZIL		1,173,606	40,945,351
	CHILE		19,280	752,184
	GERMANY		183,615	6,956,249
	ITALY		265,925	8,695,065
	NETHERLANDS		275,882	10,971,602
	ROMANIA		235,808	9,671,190
	SPAIN		354,142	11,392,263
	TRINIDAD @ TOBAGO		39,672	1,532,927
	UNITED KINGDOM OF GT BRITAIN		285,240	11,561,737
	VENEZUELA		2,255,421	83,539,095
2710001530	JET MOTOR FUEL, KEROSENE-TYPE	BBL	324,336	13,215,552
	ARUBA		49,755	2,095,708
	NETHERLAND ANTIL. EXC ARUBA		89,271	3,920,423
	TRINIDAD @ TOBAGO		122,202	4,933,364
	VENEZUELA		63,108	2,266,057
2710001550	OTHER MOTOR FUELS NESOI	BBL	332,933	12,587,802
	BRAZIL		300,110	10,066,032
	CANADA		32,823	2,521,770
2710002500	NAPHTHAS, EXC MTR FUEL OR MTR FUEL BLNDG STOCK	BBL	3,548,252	121,741,708
	ANGOLA		230,287	6,866,321

TABLE - 2 IMPORTS INTO PUERTO RICO FROM FOREIGN COUNTRIES
BY COMMODITY AND COUNTRY OF ORIGIN-FISCAL YEAR 2001

COMM CODE	DESCRIPTION AND COUNTRY	UNIT	QUANTITY	VALUE - $
	COLOMBIA		208,472	7,050,518
	ECUADOR		478,518	17,183,321
	EGYPT		232,005	7,818,568
	RUSSIA		59,729	1,779,327
	VENEZUELA		2,339,241	81,043,653
2710003020	AUTOMTVE, DSL OR MRNE ENGNE LUB OILS	BBL	23,512	2,223,106
	BELGIUM		992	71,803
	FRANCE		734	236,225
	NETHERLANDS		16,918	1,186,507
	TRINIDAD @ TOBAGO		4,864	726,550
	UNITED KINGDOM OF GT BRITAIN		4	2,021
2710003040	AUTOMOTIVE GEAR OILS	BBL	144	15,939
	DOMINICAN REPUBLIC		144	15,939
2710003080	OTHER LUBRICATING OILS (EXCEPT GREASES)	BBL	82	26,170
	FRANCE		82	26,170
2710004000	OTHER GREASES NESOI	KG	4,590	8,892
	COLOMBIA		2,021	2,326
	FRANCE		2,569	6,566
2710006000	OTH PREPS NESI, 70 PCT OR MR PETROL/BITUM MIN OILS	KG	86,595	208,976
	BELGIUM		44,704	44,244
	GERMANY		38,424	159,908
	MEXICO		3,467	4,824
2711110000	NATURAL GAS, LIQUEFIED	KM3	948,847	85,453,613
	TRINIDAD @ TOBAGO		948,847	85,453,613
2711120010	PROPANE, LIQ, MIN PUR 90 LIQ VOLM PERCENT	BBL	2,251,160	62,465,232
	ALGERIA		408,394	10,024,216
	CAPE VERDE		99,570	2,760,000
	VENEZUELA		1,743,196	49,681,016
2711190010	ETHANE LIQ MIN PUR OF 95 LIQ VOL PCT	BBL	760	21,220
	TRINIDAD @ TOBAGO		760	21,220
2711190020	PET GASES A OTH GAS HYDCRBNS LIQ NESOI	KG	85,120	21,170
	TRINIDAD @ TOBAGO		85,120	21,170
2711290010	PROPANE, GAS MIN PUR OF 90 LIQ VOL PCT	BBL	804	21,340
	TRINIDAD @ TOBAGO		804	21,340
2711290015	PROPANE GAS OTH TH MIN PUR OF 90 LIQ VOL PCT	BBL	746	24,160
	TRINIDAD @ TOBAGO		746	24,160
2712100000	PETROLEUM JELLY	KG	29,792	23,035
	NETHERLANDS		29,792	23,035
2712200000	PARAFFIN WAX LESS THAN 0.75 PERCENT OIL	KG	39,102	22,870
	CHINA,PEOPLE'S REP.(MAINLAND)		39,102	22,870
2713200000	PETROLEUM BITUMEN	T	72,616	8,486,050
	CANADA		4,129	517,352
	MEXICO		7,463	1,296,068
	NETHERLAND ANTIL. EXC ARUBA		36,626	2,978,906
	SPAIN		6,059	935,264
	TRINIDAD @ TOBAGO		60	17,979
	VENEZUELA		18,279	2,740,481
2714100000	BITUMINOUS OR OIL SHALE AND TAR SANDS	T	14,552	2,409,974
	NETHERLAND ANTIL. EXC ARUBA		14,552	2,409,974
2714900000	BITUMEN A ASPHALT, ASPHALTITES AND ASPHALTIC ROCKS	T	155,706	18,247,968
	CANADA		17,354	1,880,296
	NETHERLAND ANTIL. EXC ARUBA		14,572	1,861,806
	VENEZUELA		123,780	14,505,866
	PRODUCTS OF THE CHEMICAL OR ALLIED INDUSTRIES	TOTAL		7,098,358,184
	INORGANIC CHEMICALS; ORGANIC OR INORGANIC COMPOUNDS OF PRECIOUS METALS, OF RARE-EARTH METALS, OF RADIOACTIVE ELEMENTS OR OF ISOTOPES	TOTAL		23,896,663
2801100000	CHLORINE	KG	82,550	12,150
	COLOMBIA		82,550	12,150
2801302000	BROMINE	KG	28,130	40,408
	UNITED KINGDOM OF GT BRITAIN		28,130	40,408

TABLE - 2 IMPORTS INTO PUERTO RICO FROM FOREIGN COUNTRIES
BY COMMODITY AND COUNTRY OF ORIGIN-FISCAL YEAR 2001

COMM CODE	DESCRIPTION AND COUNTRY	UNIT	QUANTITY	VALUE - $
2803000010	CARBON BLACK	KG	161,640	108,139
	DOMINICAN REPUBLIC		25,100	16,433
	VENEZUELA		136,540	91,706
2804500010	BORON	KG	56	7,091
	BELGIUM		56	7,091
2804610000	SILICON CONTAIN BY WT NT < 99.99% OF SILICON	KG	891	3,780
	MEXICO		891	3,780
2806100000	HYDROGEN CHLORIDE (HYDROCHLORIC ACID)	T	657	112,627
	BELGIUM		19	3,533
	CHILE		270	41,700
	NETHERLANDS		346	60,510
	NORWAY		2	2,084
	PERU		20	4,800
2808000010	NITRIC ACID	KG	41,440	10,078
	BELGIUM		20,720	5,239
	NETHERLANDS		20,720	4,839
2808000020	SULFONITRIC ACIDS	KG	19,200	18,678
	NORWAY		19,200	18,678
2809200020	PHOS ACID CONT. 65 PERCENT OR MORE P205 EQUIVALEN	T	2,234	1,369,365
	ISRAEL		37	19,530
	NETHERLANDS		2,197	1,349,835
2809200030	PHOSPHORIC ACID OTHER THAN FERTILIZER GRADE	T	211	106,210
	BELGIUM		64	35,133
	CHINA,PEOPLE'S REP.(MAINLAND)		86	35,796
	COLOMBIA		61	35,281
2810000000	OXIDES OF BORON AND BORIC ACID	T	19	8,505
	TURKEY		19	8,505
2811110000	HYDROGEN FLUORIDE (HYDROFLUORIC ACID)	KG	125,840	197,321
	GERMANY		125,840	197,321
2811196010	SULFAMIC ACID	KG	74,288	35,005
	CHINA (TAIWAN)		74,288	35,005
2811196050	OTHER INORGANIC ACIDS	KG	75,196	71,123
	NORWAY		58,396	57,390
	REPUBLIC OF KOREA		16,800	13,733
2811221000	SYNTHETIC SILICA GEL	KG	271,790	954,884
	ECUADOR		507	2,346
	FRANCE		57,128	77,028
	GERMANY		176,008	755,653
	IRELAND		7,727	12,113
	ITALY		30,420	107,744
2811225000	SILICON DIOXIDE, NESOI	KG	109,545	162,781
	FRANCE		25,764	35,214
	GERMANY		81,000	119,467
	UNITED KINGDOM OF GT BRITAIN		2,781	8,100
2812101000	PHOSPHORUS PENTACHLORIDE	KG	5,036	28,971
	GERMANY		5,036	28,971
2812105050	OTHER CHLORIDES AND CHLORIDE OXIDES OF NONMETALS	KG	196	53,626
	JAPAN		196	53,626
2814100000	ANHYDROUS AMMONIA	T	2,822	485,496
	COLOMBIA		51	7,917
	TRINIDAD @ TOBAGO		2,055	361,700
	VENEZUELA		716	115,879
2815110000	SOLID SODIUM HYDROXIDE (CAUSTIC SODA)	KG	38,330	10,300
	GERMANY		18,800	5,050
	SPAIN		19,530	5,250
2815120000	SODIUM HYDROXIDE IN AQUEOUS SOLUTION	KG	1,599,944	399,986
	SWEDEN		1,599,944	399,986
2818102000	ARTIFICIAL CORUNDUM GRAIN/GROUND, PULVERIZE/REFINE	KG	124,344	431,070
	UNITED KINGDOM OF GT BRITAIN		124,344	431,070
2818200000	ALUMINUM OXIDE, EXCEPT ARTIFICIAL CORUNDUM, NESOI	KG	360,051	161,632
	GERMANY		358,238	145,964
	JAPAN		400	11,168
	SPAIN		1,413	4,500
2823000000	TITANIUM OXIDES	KG	132,732	174,400
	UKRAINE		132,732	174,400
2825100000	HYDRAZINE & HYDROXYLAMINE & THEIR INORGANIC SALTS	KG	205,273	879,959

TABLE - 2 IMPORTS INTO PUERTO RICO FROM FOREIGN COUNTRIES
BY COMMODITY AND COUNTRY OF ORIGIN-FISCAL YEAR 2001

COMM CODE	DESCRIPTION AND COUNTRY	UNIT	QUANTITY	VALUE - $
	GERMANY		205,273	879,959
2826111000	FLUORIDES OF AMMONIUM	KG	38,144	32,248
	CHINA,PEOPLE'S REP.(MAINLAND)		20,000	15,200
	GERMANY		18,144	17,048
2827200000	CALCIUM CHLORIDE	KG	399,295	138,256
	CHINA,PEOPLE'S REP.(MAINLAND)		42,500	7,763
	GERMANY		49,900	13,676
	MEXICO		306,895	116,817
2827330000	IRON CHLORIDE	KG	46,590	6,495
	PERU		46,590	6,495
2827395000	OTHER CHLORIDES, NESOI	KG	19,980	9,381
	NETHERLANDS		19,980	9,381
2827495000	CHLORIDE OXIDES & CHLORIDE HYDROXIDES, NESOI	KG	20,000	10,200
	MEXICO		20,000	10,200
2831101000	SODIUM FORMALDEHYDE SULFOXYLATE	KG	57,172	35,941
	CHINA,PEOPLE'S REP.(MAINLAND)		20,000	15,225
	GERMANY		20,000	14,850
	NETHERLANDS		17,172	5,866
2832100000	SODIUM SULFITES	KG	229,140	78,210
	GERMANY		208,140	72,030
	ITALY		21,000	6,180
2832200000	OTHER SULFITES, EXCEPT SODIUM SULFITES, NESOI	KG	21,000	5,600
	ITALY		21,000	5,600
2832301000	SODIUM THIOSULFATE	KG	21,000	7,635
	GERMANY		21,000	7,635
2833111000	SALT CAKE OF DISODIUM SULFATE	T	74	21,042
	FINLAND		74	21,042
2833115010	ANHYDROUS DISODIUM SULFATE	T	324	73,320
	BELGIUM		199	35,748
	GERMANY		125	37,572
2833190000	SODIUM SULFATES, EXCEPT DISODIUM SULFATES, NESOI	KG	4,890	7,755
	UNITED KINGDOM OF GT BRITAIN		4,890	7,755
2833210000	MAGNESIUM SULFATE	KG	215,681	57,193
	GERMANY		215,681	57,193
2833220000	ALUMINUM SULFATE	KG	62,432	12,540
	MEXICO		62,432	12,540
2833260000	ZINC SULFATE	KG	73,872	34,960
	CHINA,PEOPLE'S REP.(MAINLAND)		18,072	11,660
	VENEZUELA		55,800	23,300
2833292000	IRON SULFATE	KG	40,000	6,680
	BELGIUM		40,000	6,680
2834101000	SODIUM NITRITES	KG	25,000	10,780
	GERMANY		25,000	10,780
2834210000	POTASSIUM NITRATES	T	610	228,995
	DOMINICAN REPUBLIC		180	68,110
	GERMANY		190	64,035
	ISRAEL		240	96,850
2835230000	TRISODIUM PHOSPHATE	KG	7,500	11,925
	BELGIUM		7,500	11,925
2835240000	POTASSIUM PHOSPHATE	KG	39,027	37,417
	ISRAEL		10,930	8,767
	UNITED KINGDOM OF GT BRITAIN		28,097	28,650
2835250000	CALCIUM HYDROGENORTHOPHOSPHATE (DICALC PHOSPHATE)	KG	1,796,394	1,638,962
	AUSTRALIAN ISLANDS		19,547	478,913
	DOMINICAN REPUBLIC		1,250,000	365,241
	GERMANY		526,847	794,808
2835310000	SODIUM TRIPHOSPHATES (SODIUM TRIPOLYPHOSPHATE)	KG	56,167	25,372
	BELGIUM		18,000	8,100
	CHINA,PEOPLE'S REP.(MAINLAND)		21,000	4,235
	UNITED KINGDOM OF GT BRITAIN		17,167	13,037
2835395000	POLYPHOSPHATES, NESOI	KG	62,401	52,641
	GERMANY		54,480	41,949
	UNITED KINGDOM OF GT BRITAIN		7,921	10,692
2836200000	DISODIUM CARBONATE	KG	121,254	20,120
	TURKEY		121,254	20,120
2836300000	SODIUM HYDROGENCARBONATE (SODIUM BICARBONATE)	KG	930,315	220,828

TABLE - 2 IMPORTS INTO PUERTO RICO FROM FOREIGN COUNTRIES
BY COMMODITY AND COUNTRY OF ORIGIN-FISCAL YEAR 2001

COMM CODE	DESCRIPTION AND COUNTRY	UNIT	QUANTITY	VALUE - $
	BELGIUM		75,186	14,546
	GERMANY		324,000	61,894
	MEXICO		452,929	130,795
	NETHERLANDS		78,200	13,593
2836401000	DIPOTASSIUM CARBONATE	KG	16,400	75,783
	JAPAN		16,400	75,783
2836500000	CALCIUM CARBONATE	KG	3,108,230	626,977
	DOMINICAN REPUBLIC		2,963,330	547,020
	GERMANY		144,900	79,957
2837110000	CYANIDES AND CYANIDE OXIDES OF SODIUM	KG	32,900	37,104
	GERMANY		16,500	17,765
	REPUBLIC OF KOREA		16,400	19,339
2839110000	SODIUM METASILICATES	KG	188,311	65,236
	BELGIUM		40,000	12,393
	FRANCE		21,000	8,365
	NETHERLANDS		38,567	11,468
	VENEZUELA		88,744	33,010
2839900000	SILICATE; COMMERCIAL ALKALI METAL SILICATES, NESOI	KG	3,930	12,664
	GERMANY		3,930	12,664
2840200000	OTHER BORATES, NESOI	KG	37,046	13,224
	TURKEY		37,046	13,224
2840300010	SODIUM PERBORATE	KG	1,020,000	1,088,303
	GERMANY		1,020,000	1,088,303
2843300000	GOLD COMPOUNDS	KG	39	437,388
	IRELAND		39	437,388
2846908000	COMPOUNDS, INORGAN/ORGAN, RARE-EARTH METAS, NESOI	KG	36,978	12,525,094
	NORWAY		36,978	12,525,094
2847000000	HYDROGEN PEROXIDE, WHETHER/NOT SOLIDIFIED W/ UREA	KG	38,900	12,705
	ITALY		18,900	5,955
	SPAIN		20,000	6,750
2849100000	CARBIDES, CHEMICALLY DEFINED OR NOT, OF CALCIUM	KG	555,871	228,852
	ARGENTINA		221,201	102,028
	DOMINICAN REPUBLIC		17,280	9,024
	NORWAY		317,390	117,800
2849905000	CARBIDES, WHETHER OR NOT CHEMICALLY DEFINED, NESOI	KG	2,119	37,898
	HONDURAS		2,119	37,898
2851000090	OTHER INORGANIC COMPOUNDS; LIQ AIR; AMALGAMS,NESOI	KG	4,500	107,354
	GERMANY		4,500	107,354
	ORGANIC CHEMICALS	TOTAL		6,548,866,383
2901105000	OTH SAT ACYC HYDCRBNS NT FRM PETRO, SHALE OIL/GAS	KG	314,395	927,787
	GERMANY		314,395	927,787
2902190050	OTHER CYLANES, CYCLENES AND CYCLOTERPENES	KG	6,390	100,884
	JAPAN		6,390	100,884
2902440000	MIXED XYLENE ISOMERS	L	164,931	58,449
	CANADA		164,931	58,449
2902901000	PSEUDOCUMENE	KG	20,628	10,506
	CANADA		20,628	10,506
2902903010	DODECYLBENZENE	KG	59,874	26,384
	CANADA		59,874	26,384
2902903050	OTHER ALKYL AND POLYALKYL BENZENES	KG	120,560	330,913
	CHINA,PEOPLE'S REP.(MAINLAND)		120,560	330,913
2902909000	OTHER CYCLIC HYDROCARBONS	KG	60,620	125,998
	CHINA,PEOPLE'S REP.(MAINLAND)		60,620	125,998
2903230000	TETRACHLOROETHYLENE (PERCHLOROETHYLENE)	KG	20,100	10,459
	NETHERLANDS		20,100	10,459
2903420000	DICHLORODIFLUOROMETHANE CFC 12	KG	233,162	1,359,309
	NETHERLANDS		233,162	1,359,309
2903499010	CHLORODIFLUOROMETHANE (CFC-22)	KG	681,457	1,394,153
	CHINA,PEOPLE'S REP.(MAINLAND)		17,978	39,398
	GERMANY		544,180	1,059,551
	MEXICO		101,347	259,367
	UNITED KINGDOM OF GT BRITAIN		17,952	35,837
2903499060	OTH HALO DERIV ACYLIC HYDCRBS CONT>=2 DIF HALGENS	KG	13,280	47,660
	UNITED KINGDOM OF GT BRITAIN		13,280	47,660

TABLE - 2 IMPORTS INTO PUERTO RICO FROM FOREIGN COUNTRIES
BY COMMODITY AND COUNTRY OF ORIGIN-FISCAL YEAR 2001

COMM CODE	DESCRIPTION AND COUNTRY	UNIT	QUANTITY	VALUE - $
2903692000	BENZYL CHLORIDE AND BENZOTRICHLORIDE	KG	1,200	14,544
	ITALY		1,200	14,544
2903697000	OTHER HALOGENATED DERIVATIVES OF AROMATIC HYDRCRBS	KG	2,100	25,452
	ITALY		2,100	25,452
2904101000	META-BENZENEDISULFONIC ACID, SODIUM SALT; ETC	KG	69,083	74,548
	DOMINICAN REPUBLIC		33,000	33,657
	INDONESIA		16,800	14,616
	NORWAY		19,247	20,957
	SWITZERLAND		36	5,318
2904103200	AROMAT PROD DESCRIB IN ADD U.S. NOTE 3 TO SEC 6	KG	5,023	6,072
	UNITED KINGDOM OF GT BRITAIN		5,023	6,072
2904103700	OTHER AROMAT DERIV CONT ONLY SULFO GRPS;SALTS, EST	KG	18,290	287,906
	JAPAN		16,421	220,035
	UNITED KINGDOM OF GT BRITAIN		1,869	67,871
2904105000	OTHER NON-AROMAT DERIV CONT ONLY SULFO GRPS, ETC	KG	5,541	102,910
	UNITED KINGDOM OF GT BRITAIN		5,541	102,910
2905111000	METHANOL ONLY FOR PROD OF SYN FUEL OR USE AS FUEL	L	8,048,424	1,396,000
	TRINIDAD @ TOBAGO		8,048,424	1,396,000
2905112000	METHANOL NOT FOR PROD OF SYN FUEL OR USED AS FUEL	L	38,123	14,850
	CANADA		38,123	14,850
2905170000	LAURYL ALCOHOL, CETYL ALCOHOL AND STEARYL ALCOHOL	KG	8,467	31,785
	FRANCE		204	2,966
	GERMANY		1,091	15,745
	MEXICO		7,172	13,074
2905190050	OTHER SATURATED ACYCLIC MONOHYDRIC ALCOHOLS	KG	17,800	55,740
	GERMANY		17,800	55,740
2905299000	OTHER UNSATURATED ACYCLIC MONOHYDRIC ALCOHOLS	KG	52	5,057
	JAPAN		52	5,057
2905310000	ETHYLENE GLYCOL (ETHANEDIOL)	KG	36,800	26,278
	MEXICO		36,800	26,278
2905320000	PROPYLENE GLYCOL (PROPANE-1,2-DIOL)	KG	36,052	78,551
	GERMANY		19,780	59,971
	MEXICO		16,272	18,580
2905430000	MANNITOL	KG	102,534	216,954
	BRAZIL		101,584	206,796
	FRANCE		950	10,158
2905440000	D-GLUCITOL (SORBITOL)	KG	22,945	11,533
	FRANCE		3,025	3,361
	GERMANY		19,920	8,172
2905450000	GLYCEROL (GLYCERINE) EX CRUDE, INCL SYNTHETIC	KG	57,140	58,878
	GERMANY		57,140	58,878
2905493000	XYLITOL	KG	706,337	3,083,493
	FINLAND		706,337	3,083,493
2907110000	PHENOL (HYDROXYBENZENE) AND ITS SALTS	KG	2,379	6,971
	MEXICO		2,379	6,971
2907130000	OCTYLPHENOL, NONYLPHENOL INCL ISOMERS AND SALTS	KG	152,380	186,343
	GERMANY		33,600	32,666
	RUSSIA		86,780	89,127
	UNITED KINGDOM OF GT BRITAIN		32,000	64,550
2907198000	OTHER MONOPHENOLS	KG	10,000	464,072
	GERMANY		10,000	464,072
2907225000	HYDROQUINONE (QUINOL) AND SALTS (EXC PHOTO GRADE)	KG	2,848	8,474
	DENMARK		2,848	8,474
2907299000	OTHER POLYPHENOLS, NESOI	KG	52	4,226
	JAPAN		52	4,226
2909191800	ETHERS OF ACYC MONOHYDRIC ALCOHOLS & DERIV,NESOI	KG	5,394	68,692
	FRANCE		2,971	40,415
	IRELAND		1,029	14,832
	JAPAN		594	3,045
	UNITED KINGDOM OF GT BRITAIN		800	10,400
2909302000	OTHER ODIFEROUS OR FLAVORING COMPOUNDS	KG	1,683	17,605
	BELGIUM		1,683	17,605
2909306000	OTH AROMATIC ETHERS AND THEIR HALO, ETC DERIV,NESO	KG	9,800	38,400
	FRANCE		9,800	38,400
2909430000	MONOBUTYL ETHERS OF MONO OR DI-ETHYLENE GLYCOLS	KG	133,096	114,519
	MEXICO		133,096	114,519

TABLE - 2 IMPORTS INTO PUERTO RICO FROM FOREIGN COUNTRIES
BY COMMODITY AND COUNTRY OF ORIGIN-FISCAL YEAR 2001

COMM CODE	DESCRIPTION AND COUNTRY	UNIT	QUANTITY	VALUE - $
2909492000	GLYCEROL ETHERS	KG	9,550	21,731
	GERMANY		9,500	16,601
	IRELAND		50	5,130
2909504500	ETHER-PHENOLS, ETC AND DERIV OF PROD OF U.S. NT3SC	KG	703	10,414
	SWITZERLAND		703	10,414
2909605000	OTHER NON-AROMATIC ALCOHOL PEROXIDES, ETC AND DER	KG	262	5,907
	NETHERLANDS		100	2,753
	SPAIN		162	3,154
2911001000	1,1-BIS-(1-METHYLETHOXY) CYCLOHEXANE	KG	171,270	1,656,811
	JAPAN		171,270	1,656,811
2911005000	ACETALS AND HEMIACETALS,WITH OR W/O OTH OXY FUNC	KG	25,863	1,886,463
	GERMANY		25,863	1,886,463
2912110000	METHANAL (FORMALDEHYDE)	KG	32,000	9,440
	MEXICO		32,000	9,440
2912195000	OTHER ACYCLIC ALDEHYDES WITHOUT OTHER OXY FUNCTION	KG	159,131	324,972
	FRANCE		159,131	324,972
2913004000	AROMATIC HALO, SULFO, ETC DERIV OF PROD OF HD 2912	KG	4,140	19,321
	JAPAN		4,140	19,321
2914130000	4-METHYLPENTAN-2-ONE (METHYL ISOBUTYL KETONE)	KG	13,200	13,468
	CHINA (TAIWAN)		13,200	13,468
2914211000	NATURAL CAMPHOR	KG	17,330	59,067
	CHINA,PEOPLE'S REP.(MAINLAND)		17,330	59,067
2914399000	AROMATIC KETONES WITHOUT OTH OXYGEN FUNCTION,NESOI	KG	202	8,924
	GERMANY		200	2,424
	UNITED KINGDOM OF GT BRITAIN		2	6,500
2914503000	AROMAT KETONES-PHENOLS; KETONES WITH OTH OXY FUNCT	KG	231,470	42,896,074
	FRANCE		14,192	103,884
	UNITED KINGDOM OF GT BRITAIN		217,278	42,792,190
2914703000	ANTHRAQUINONE DISULFONIC ACID, SODIUM SALT; ETC.	KG	145,276	8,013,631
	FRANCE		145,276	8,013,631
2915110000	FORMIC ACID	KG	214,430	141,836
	GERMANY		214,430	141,836
2915210000	ACETIC ACID	KG	200,816	175,605
	BELGIUM		69,360	47,446
	DENMARK		20,000	50,813
	GERMANY		16,560	12,862
	MEXICO		62,712	40,264
	NETHERLANDS		16,092	12,110
	UNITED KINGDOM OF GT BRITAIN		16,092	12,110
2915295000	OTHER SALTS OF ACETIC ACID	KG	23,500	87,960
	FRANCE		23,500	87,960
2915330000	NORMAL BUTYL ACETATE	KG	75	2,618
	BRAZIL		75	2,618
2915394700	ACETATES OF POLYHYD ALCHLS OR OF POLYHYD ALCHLS ET	KG	11,731	16,524,829
	MEXICO		11,731	16,524,829
2915399000	OTHER NON-AROMATIC ESTERS OF ACETIC ACID	KG	20,265	114,875
	BRAZIL		75	2,618
	CHINA,PEOPLE'S REP.(MAINLAND)		20,100	105,263
	JAPAN		90	6,994
2915405050	OTHER SALTS ETC OF MONO-, DI- OR TRICHLOROACT ACID	KG	20,000	28,950
	CHINA,PEOPLE'S REP.(MAINLAND)		20,000	28,950
2915700010	PALMITIC ACID	KG	1,700	15,844
	ITALY		1,700	15,844
2915700020	STEARIC ACID FROM SATURATED ACYCLIC MONOCARB. ACID	KG	8,100	10,425
	ITALY		8,100	10,425
2915700050	SALTS AND ESTERS OF PALMITIC AND STEARIC ACIDS	KG	3,900	17,273
	ITALY		300	6,000
	UNITED KINGDOM OF GT BRITAIN		3,600	11,273
2915905000	NON-AROMAT DERIV OF SAT ACYC MONOCARBOXYLIC ACIDS	KG	26,209	49,106
	GERMANY		26,209	49,106
2916110000	ACRYLIC ACID AND ITS SALTS	KG	1,200	2,465
	ITALY		1,200	2,465
2916125050	OTHER NON-AROMATIC ESTERS OF ACRYLIC ACID	KG	25,209	122,421
	JAPAN		25,200	118,486
	UNITED KINGDOM OF GT BRITAIN		9	3,935
2916130000	METHACRYLIC ACID AND ITS SALTS	KG	35,600	82,436

TABLE - 2 IMPORTS INTO PUERTO RICO FROM FOREIGN COUNTRIES
BY COMMODITY AND COUNTRY OF ORIGIN-FISCAL YEAR 2001

COMM CODE	DESCRIPTION AND COUNTRY	UNIT	QUANTITY	VALUE - $
	GERMANY		35,600	82,436
2916142050	OTHER ESTERS OF METHACRYLIC ACID	KG	200,880	849,338
	GERMANY		143,440	386,693
	JAPAN		57,440	462,645
2916191000	POTASSIUM SORBATE	KG	51,000	175,787
	GERMANY		50,000	171,735
	NETHERLANDS		1,000	4,052
2916205000	CYCLANIC, ETC MONOCARBOXYLIC ACIDS AND THEIR DERIV	KG	400	23,874
	UNITED KINGDOM OF GT BRITAIN		400	23,874
2916311570	SODIUM BENZOATE	KG	264,803	263,830
	NETHERLANDS		264,803	263,830
2916311590	BENZOIC ACID & ITS SALTS & ESTERS NESOI	KG	338,342	455,809
	CANADA		338,342	455,809
2916390300	BENZOIC ANHYDRIDE; TERT-BUTYL PEROXYBENZOATE; ETC	KG	2,779	19,131
	SWITZERLAND		2,779	19,131
2916394500	PROD DES IN ADDITIONAL U.S. NOTE 3 TO SECT VI	KG	300	115,818
	UNITED KINGDOM OF GT BRITAIN		300	115,818
2917110000	OXALIC ACID, ITS SALTS AND ESTERS	KG	122,965	160,811
	CHINA,PEOPLE'S REP.(MAINLAND)		122,965	160,811
2917191700	FUMARIC ACID NOT DERIVED FROM AROMATIC HYDROCARBON	KG	500	64,140
	CZECH REPUBLIC		300	38,504
	GERMANY		200	25,636
2917194000	AROMATIC DERIV OF ACYCLIC POLYCARBOXYLIC ACIDS ETC	KG	36,800	857,440
	UNITED KINGDOM OF GT BRITAIN		36,800	857,440
2917370000	DIMETHYL TEREPHTHALATE	KG	13	2,080
	SWITZERLAND		13	2,080
2917397000	OTHER AROM POLYCARBOX ACIDS ETC(EXC US NOTE3 ETC)	KG	45	34,773
	URUGUAY		45	34,773
2918115000	SALTS AND ESTERS OF LACTIC ACID	KG	1,950	2,789
	VENEZUELA		1,950	2,789
2918120000	TARTARIC ACID	KG	19,500	83,389
	ITALY		19,500	83,389
2918140000	CITRIC ACID	KG	3,251,060	3,641,979
	AUSTRIA		1,015,254	1,141,093
	BELGIUM		2,034,792	2,270,780
	CHINA,PEOPLE'S REP.(MAINLAND)		156,370	162,986
	COLOMBIA		40,644	62,212
	NETHERLANDS		4,000	4,908
2918151000	SODIUM CITRATE	KG	377,647	414,014
	AUSTRIA		362,722	374,530
	BELGIUM		14,925	39,484
2918155000	OTER SALTS AND ESTERS OF CITRIC ACID	KG	243,000	273,488
	CHINA,PEOPLE'S REP.(MAINLAND)		3,000	4,569
	COLOMBIA		240,000	268,919
2918171000	MANDELIC ACID	KG	87,000	2,219,660
	JAPAN		87,000	2,219,660
2918199000	OTHER NON-AROM CARBOXY ACIDS WITH OTH OXY FUNC ETC	KG	24,825	306,197,788
	JAPAN		24,825	306,197,788
2918302500	AROMATIC CARBOXY ACIDS WITH ALDEHYDE OR KETONE ETC	KG	2,807	836,164
	FRANCE		1,100	377,468
	GERMANY		1,107	380,202
	SWITZERLAND		600	78,494
2918307000	DIMETHYL ACETYL SUCCINATE; OXALACETIC ACID ETC	KG	20,440	136,948
	GERMANY		20,440	136,948
2918309000	NON-AROMAT CARBOXY ACIDS WITH ALDEHYDE ETC FNC ETC	KG	27,166	635,838
	SWITZERLAND		27,166	635,838
2918903000	AROMATIC DRUGS	KG	852,340	72,289,965
	BAHAMAS		82,378	6,194,970
	INDIA		700	17,844
	ITALY		11,762	728,651
	MEXICO		757,500	65,348,500
2918904300	PROD DES IN NOTE 3 SECT 6 W/CARBOXYLIC ACIDS	KG	293	140,229
	UNITED KINGDOM OF GT BRITAIN		293	140,229
2918905000	NON-AROMAT CARBOXY ACIDS WITH ADD OXY FUNCT, ETC	KG	365,505	3,378,256
	CHINA,PEOPLE'S REP.(MAINLAND)		282,170	2,068,631
	GERMANY		82,047	536,991

TABLE - 2 IMPORTS INTO PUERTO RICO FROM FOREIGN COUNTRIES
BY COMMODITY AND COUNTRY OF ORIGIN-FISCAL YEAR 2001

COMM CODE	DESCRIPTION AND COUNTRY	UNIT	QUANTITY	VALUE - $
	UNITED KINGDOM OF GT BRITAIN		1,288	772,634
2921110000	METHYLAMINE, DI OR TRIMETHYLAMINE AND THEIR SALTS	KG	36,000	47,748
	INDIA		36,000	47,748
2921120000	DIETHYLAMINE AND ITS SALTS	KG	624,047	774,054
	CHINA,PEOPLE'S REP.(MAINLAND)		276,000	329,996
	INDIA		348,047	444,058
2921191000	MONO- AND TRIETHYLAMINES,ETC AND THEIR SALTS	KG	7,310	7,073
	BRAZIL		7,310	7,073
2921193000	3-AMINO-3-METHYL-1-BUTYNE;2-CHLORO-N,N-DIMETHY ETC	KG	1,565	140,600
	JAPAN		1,565	140,600
2921196000	OTHER ACYCLIC MONOAMINES AND THEIR DERIVATIVES	KG	14,761	614,128
	FRANCE		1,983	44,100
	HUNGARY		45	83,628
	ITALY		337	340,000
	JAPAN		300	26,400
	UNITED KINGDOM OF GT BRITAIN		12,096	120,000
2921210000	ETHYLENEDIAMINE AND ITS SALTS	KG	86,302	401,079
	ARGENTINA		86,302	401,079
2921494300	AROMATIC MONOAMINE DRUGS, NESOI	KG	1,661	1,232,208
	SPAIN		1,661	1,232,208
2922110000	MONOETHANOLAMINE AND ITS SALTS	KG	47,299	39,354
	BRAZIL		47,299	39,354
2922130000	TRIETHANOLAMINE AND ITS SALTS	KG	36,294	34,576
	BRAZIL		18,955	17,354
	MEXICO		17,339	17,222
2922191800	OTHER AROMATIC AMINO-ALCOHOLS,ETC USED AS DRUGS,NE	KG	1,730	46,713
	ITALY		1,730	46,713
2922196000	AROM AMINO-ALCOHOLS ETC OF PROD IN U.S.NT 3 SEC 6	KG	13,272	934,400
	ITALY		13,272	934,400
2922199500	OTHER NON-AROMATIC AMINO-ALCOHOLS AND DERIV ETC	KG	8,016	584,000
	ITALY		8,016	584,000
2922292700	AMINO-NAPHTHOLS AND AMINO-PHENOLS,ETC USED AS DRUG	KG	200	219,580
	ITALY		200	219,580
2922298090	AMINO-NAPHTHO & OTHER AMINO-PHENOLS NESOI	KG	1,286	1,668,683
	FRANCE		935	600,725
	SWEDEN		351	1,067,958
2922421000	MONOSODIUM GLUTAMATE	KG	1,225,404	807,126
	BRAZIL		1,011,231	628,931
	CHINA (TAIWAN)		49,856	42,090
	CHINA,PEOPLE'S REP.(MAINLAND)		2,500	2,669
	REPUBLIC OF KOREA		161,817	133,436
2922492700	AROMATIC AMINO-ACIDS ETC FOR USE AS DRUGS	KG	907	687,719
	CHINA,PEOPLE'S REP.(MAINLAND)		16	96,000
	FINLAND		891	591,719
2922494050	OTHER NON-AROMATIC AMINO-ACIDS	KG	50	34,700
	JAPAN		50	34,700
2922496000	3-AMINOCROTONIC ACID, METHYL ESTER; ETC.	KG	85,808	1,381,771
	SWITZERLAND		85,808	1,381,771
2922498000	NON-AROMATIC ESTERS OF AMINO-ACIDS AND DERIV ETC	KG	81,650	168,099
	GERMANY		81,649	165,999
	IRELAND		1	2,100
2922501000	DL-3-(3,4-DIHYDROXYPHENYL)-ALANINE; ETC	KG	1,000	330,000
	SWITZERLAND		1,000	330,000
2922501300	ISOETHARINE HYDROCHLORIDE; NYLIDRIN HYDROCHLOR ETC	KG	1,951	186,381
	GERMANY		845	80,739
	UNITED KINGDOM OF GT BRITAIN		1,106	105,642
2922501400	OTHER AROMATIC CARDIOVASCULAR DRUGS	KG	4,065	2,152,291
	FRANCE		663	36,587
	IRELAND		1,350	73,434
	MEXICO		1,807	1,674,680
	SWITZERLAND		245	367,590
2922501700	AROM DERMATOLOGICAL AGTS AND LOCAL ANESTHETICS	KG	3,007	50,203
	IRELAND		604	10,339
	NETHERLANDS		162	3,974
	UNITED KINGDOM OF GT BRITAIN		2,241	35,890
2922502500	OTHER AROMATIC AMINO-ALCOHOL-PHENOL DRUGS	KG	73,201	19,105,342

TABLE - 2 IMPORTS INTO PUERTO RICO FROM FOREIGN COUNTRIES
BY COMMODITY AND COUNTRY OF ORIGIN-FISCAL YEAR 2001

COMM CODE	DESCRIPTION AND COUNTRY	UNIT	QUANTITY	VALUE - $
	GERMANY		56,650	14,094,388
	IRELAND		30	154,500
	SPAIN		11	35,525
	SWITZERLAND		16,510	4,820,929
2922505000	NON-AROMATIC AMINO-COMPOUNDS WITH OXYGEN FUNCTION	KG	295	373,631
	ISRAEL		175	7,975
	SWEDEN		120	365,656
2923100000	CHOLINE AND ITS SALTS	KG	100,811	84,531
	CANADA		100,811	84,531
2923900000	OTHER QUATERNARY AMMONIUM SALTS AND HYDROXIDES	KG	1,190	553,428
	DENMARK		300	48,494
	GERMANY		750	94,703
	ITALY		35	7,350
	SWITZERLAND		80	400,000
	UNITED KINGDOM OF GT BRITAIN		25	2,881
2924101020	DIMETHYLFORMAMIDE	KG	6,632	11,891
	CANADA		6,632	11,891
2924101050	OTHER ACYCLIC AMIDES AND THEIR DERIVATIVES ETC	KG	184,081	370,888
	GERMANY		183,998	348,450
	ITALY		82	15,438
	SWITZERLAND		1	7,000
2924108000	ACYCLIC AMIDE DERIVATIVES, SALTS THEREOF	KG	2,936	1,277,262
	ITALY		2,936	1,277,262
2924291000	ACETANILIDE; N-ACETYLSULFANILYL CHLORIDE; ETC.	KG	46,100	1,580,753
	NETHERLANDS		40,000	1,352,134
	REPUBLIC OF KOREA		6,100	228,619
2924296210	ACETAMINOPHEN	KG	28,702	260,507
	COSTA RICA		28,702	260,507
2924296250	OTHER AROM CYC AMIDES ETC FOR USE AS DRUGS	KG	45,883	22,286,091
	FRANCE		6,939	978,750
	IRELAND		8,621	15,665,561
	ITALY		10,765	1,294,045
	SINGAPORE		4,923	2,417,193
	UNITED KINGDOM OF GT BRITAIN		14,635	1,930,542
2924297000	OTHER AROM CYC AMIDES OF PROD IN U.S.NT 3 SEC 6	KG	377,105	51,471,667
	NORWAY		377,105	51,471,667
2924299000	OTHER NON-AROM CYCLIC AMIDES AND THEIR DERIVATIVES	KG	9,510	2,575,752
	ITALY		9,510	2,575,752
2925110000	SACCHARIN AND ITS SALTS	KG	473,709	1,590,884
	REPUBLIC OF KOREA		473,709	1,590,884
2925194000	OTHER AROMATIC IMIDES AND THEIR DERIVATIVES	KG	20	4,903
	JAPAN		20	4,903
2925199000	OTHER NON-AROMATIC IMIDES AND THEIR DERIVATIVES	KG	2,500	277,999
	FRANCE		2,500	277,999
2925209000	NON-AROMATIC IMINES AND THEIR DERIVATIVES; ETC	KG	261,082	42,443,597
	FRANCE		256,711	41,664,946
	SPAIN		2,750	332,614
	SWITZERLAND		1,200	385,721
	UNITED KINGDOM OF GT BRITAIN		421	60,316
2926901400	P-CHLOROBENZONITRILE; AND VERAPAMIL HYDROCHLORIDE	KG	5,501	853,597
	SWITZERLAND		5,500	847,097
	UNITED KINGDOM OF GT BRITAIN		1	6,500
2926904400	AROM NITRILE-FUNC CMPDS OF PROD IN U.S.NT 3 SEC 6	KG	129,057	4,749,295
	GERMANY		21,057	797,492
	JAPAN		108,000	3,951,803
2926905050	OTHER NON-AROMATIC NITRILE-FUNCTION COMPOUNDS	KG	14,548	739,735
	IRELAND		14,548	739,735
2928002500	AROM ORGAN DERIV OF HYDRAZINE OR OF HYDROXYLAMINE	KG	33,839	3,226,498
	CHINA,PEOPLE'S REP.(MAINLAND)		28,500	246,244
	ITALY		3,825	2,143,660
	UNITED KINGDOM OF GT BRITAIN		1,514	836,594
2928005000	NON-AROM ORGAN DERIV OF HYDRAZINE ETC (EXC DRUGS)	KG	12	24,462
	IRELAND		1	3,590
	JAPAN		11	20,872
2929101000	TOLUENEDIISOCYANATES (UNMIXED)	KG	6,300	13,860
	DOMINICAN REPUBLIC		6,300	13,860

TABLE - 2 IMPORTS INTO PUERTO RICO FROM FOREIGN COUNTRIES
BY COMMODITY AND COUNTRY OF ORIGIN-FISCAL YEAR 2001

COMM CODE	DESCRIPTION AND COUNTRY	UNIT	QUANTITY	VALUE - $
2929905000	OTHER NON-AROM CMPDS WITH OTHER NITRO FUNCTION	KG	1,000	2,740
	BRAZIL		1,000	2,740
2930202050	OTHER AROMATIC THIOCARBAMATES AND DITHIOCARBAMATES	KG	5,413	11,000
	FINLAND		20	4,400
	MEXICO		5,393	6,600
2930400000	METHIONINE	KG	38,540	92,978
	FRANCE		38,540	92,978
2930904920	MERCAPTOCARBOXYLIC ACIDS	KG	29,380	1,534,560
	ITALY		280	42,391
	JAPAN		5,000	350,000
	NETHERLANDS		24,100	1,142,169
2930907100	DIBUYLTHIOUREA	KG	3,353	155,253
	NETHERLANDS		3,200	105,470
	UNITED KINGDOM OF GT BRITAIN		153	49,783
2930909010	CYSTEINE HYDROCHLORIDE	KG	1,216	76,850
	GERMANY		1,216	76,850
2930909030	OTHER NON-AROM ORG-SULF CMPDS USED PRIN FOR RUB PR	KG	1,044	65,760
	GERMANY		1,044	65,760
2930909050	OTHER NON-AROMATIC ORGANO-SULFUR COMPOUNDS	KG	76,627	7,453,365
	BELGIUM		640	6,840
	MEXICO		1,231	3,607
	NETHERLANDS		5,700	204,936
	UNITED KINGDOM OF GT BRITAIN		69,056	7,237,982
2931002200	AROMATIC ORGANO-INORGANIC COMPOUNDS USED AS DRUGS	KG	15,650	2,037,463
	IRELAND		3,865	1,042,683
	ITALY		11,785	994,780
2931009010	ORGANO-SILICON COMPOUNDS	KG	417,311	2,399,034
	GERMANY		417,311	2,399,034
2931009030	ORGANO-PHOSPHORUS COMPOUNDS	KG	30,324	414,184,093
	IRELAND		6,267	413,730,828
	ISRAEL		20,205	97,000
	JAPAN		100	2,371
	UNITED KINGDOM OF GT BRITAIN		3,752	353,894
2932110000	TETRAHYDROFURAN	KG	39,389	86,636
	DOMINICAN REPUBLIC		449	17,874
	NETHERLANDS		38,940	68,762
2932195000	NON-AROM CMPDS CONT AN UNFUSED FURAN RING	KG	18,850	472,143
	BELGIUM		4,000	96,823
	NETHERLANDS		6,000	146,137
	SPAIN		8,000	193,659
	UNITED KINGDOM OF GT BRITAIN		850	35,524
2932292000	AROMATIC LACTONES USED AS DRUGS	KG	3,001	2,146,073
	SWEDEN		3,001	2,146,073
2932295050	OTHER NON-AROMATIC LACTONES	KG	1,541	1,233,890
	UNITED KINGDOM OF GT BRITAIN		1,541	1,233,890
2932930000	PIPERONAL (HELIOTROPIN)	KG	300	7,170
	UNITED KINGDOM OF GT BRITAIN		300	7,170
2932996000	OTHER AROM HETEROCYC ETC OF PROD IN US NT 3 SEC6	KG	11,602	334,318,013
	IRELAND		11,514	319,506,706
	ISRAEL		16	11,640,070
	JAPAN		13	3,125,000
	UNITED KINGDOM OF GT BRITAIN		59	46,237
2932999000	OTHER NON-AROMATIC HETEROCYC CMPDS WITH OXYGEN ETC	KG	2,963	1,554,436
	SWITZERLAND		2,963	1,554,436
2933110000	PHENAZONE (ANTIPYRINE) AND ITS DERIVATIVES	KG	70	16,170
	CANADA		70	16,170
2933210000	HYDANTOIN AND ITS DERIVATIVES	KG	1,800	26,063
	INDIA		1,300	7,563
	NETHERLANDS		500	18,500
2933292000	AROM OR MOD AROM DRUGS CONT AN UNFUSED IMIDAZO ETC	KG	100,321	38,468,985
	GERMANY		19,549	6,991,771
	IRELAND		48,765	20,235,215
	ITALY		330	42,900
	SWITZERLAND		31,677	11,199,099
2933294500	DRUGS (EXC AROM OR MOD AROM) CONT AN UNFUS IMI ETC	KG	114,717	6,654,367
	BRAZIL		8,198	819,800

TABLE - 2 IMPORTS INTO PUERTO RICO FROM FOREIGN COUNTRIES
BY COMMODITY AND COUNTRY OF ORIGIN-FISCAL YEAR 2001

COMM CODE	DESCRIPTION AND COUNTRY	UNIT	QUANTITY	VALUE - $
	IRELAND		26,206	2,620,622
	ITALY		44,589	1,603,349
	SLOVENIA		35,599	1,607,288
	SPAIN		125	3,308
2933299000	OTHER COMPOUNS (EXC DRUGS,ETC) CONT AN UNFUSED ETC	KG	167,557	5,909,363
	CHINA,PEOPLE'S REP.(MAINLAND)		1,500	43,250
	ITALY		57	25,000
	SWITZERLAND		166,000	5,841,113
2933390800	1-(3-SULFAPROPYL) PRYIDINIUM HYDROXIDE; ETC.	KG	11,340	332,110
	SWITZERLAND		11,340	332,110
2933392300	O-PARAQUAT DICHLORIDE	KG	3,423	24,040
	GUATEMALA		3,423	24,040
2933392500	OTHER HERBICIDES CONT AN UNFUSED PYRIDINE RING ETC	KG	82,110	10,019,896
	BRAZIL		82,110	10,019,896
2933394100	DRUGS CONT AN UNFUSED PYRIDINE RING ETC, NESOI	KG	19,488	241,665,571
	GERMANY		27	18,003
	IRELAND		19,044	227,059,061
	ITALY		175	39,399
	SWITZERLAND		133	35,100
	UNITED KINGDOM OF GT BRITAIN		109	14,514,008
2933396100	PROD IN U.S. NOTE 3 TO SEC 6 CONT AN UNFUSE ETC	KG	10,767	911,211
	ITALY		750	620,365
	JAPAN		10,017	290,846
2933399100	COMPOUND CONT AN UNFUSED PYRIDINE RING ETC,NESOI	KG	1	6,290
	IRELAND		1	6,290
2933402600	OTHER DRUGS CONT A QUINOLINE OR ISOQUINOLINE ETC	KG	432	15,999,919
	BELGIUM		139	2,430,125
	IRELAND		168	2,945,250
	JAPAN		121	10,548,544
	SPAIN		4	76,000
2933403000	PESTICIDES CONT A QUINOLINE OR ISOQUINOLINE ETC	KG	86,540	4,707,066
	BRAZIL		86,540	4,707,066
2933407000	COMPOUNDS CONT A QUINOLINE OR ISOQUINOLINE RNG ETC	KG	721	1,736,974
	IRELAND		721	1,736,974
2933593600	OTHER AROM OR MOD-AROM ANTI-INFECTIVE AGENTS	KG	32,823	51,299,188
	IRELAND		116	3,164,355
	JAPAN		32,067	47,869,985
	SWITZERLAND		640	264,848
2933594500	ANTI DEPRESSANTS, TRANQUILIZERS AND OTHER PHYCH AG	KG	55,079	22,036,509
	FRANCE		5,120	305,102
	IRELAND		34,489	20,994,108
	NETHERLANDS		5,606	130,206
	SLOVENIA		866	38,944
	SWITZERLAND		8,998	568,149
2933595300	OTHER AROM OR MOD-AROM DRUGS CONT A PYRIMID ETC	KG	7,863	227,683,490
	IRELAND		7,443	226,015,684
	UNITED KINGDOM OF GT BRITAIN		420	1,667,806
2933595900	OTHER DRUGS (EXCL AROM OR MOD-AROM) CONT A PYR ETC	KG	43,789	11,627,425
	FRANCE		2,048	259,079
	GERMANY		700	82,950
	IRELAND		63	8,338,742
	ISRAEL		16,861	1,414,561
	ITALY		21,748	1,191,158
	SPAIN		1,552	144,963
	SWITZERLAND		817	195,972
2933597000	PROD IN U.S. NOTE 3 TO SEC 6 CONT A PYRIMID RN ETC	KG	34,283	1,144,604
	FINLAND		19	85,344
	ITALY		33,096	1,019,719
	SLOVENIA		796	31,434
	SWITZERLAND		372	8,107
2933598500	2-AMINO-4-CHLORO-6-METHOXYPYRIMIDINE; ETC.	KG	231,500	7,500,141
	CHINA,PEOPLE'S REP.(MAINLAND)		4,000	72,400
	GERMANY		21,600	244,080
	SWITZERLAND		205,900	7,183,661
2933599500	OTHER(EXCL AROM OR MOD-AROMO) CMPDS CONT A PYR ETC	KG	90,790	1,953,069
	BELGIUM		3,840	34,291

TABLE - 2 IMPORTS INTO PUERTO RICO FROM FOREIGN COUNTRIES
BY COMMODITY AND COUNTRY OF ORIGIN-FISCAL YEAR 2001

COMM CODE	DESCRIPTION AND COUNTRY	UNIT	QUANTITY	VALUE - $
	CHINA,PEOPLE'S REP.(MAINLAND)		20,800	399,693
	FRANCE		1,522	208,288
	GERMANY		24,960	257,591
	INDIA		39,218	641,563
	ITALY		450	411,643
2933696050	OTHER CMPDS CONT AN UNFUSED TRIAZINE RING ETC	KG	30,900	692,744
	CHINA,PEOPLE'S REP.(MAINLAND)		2,250	28,000
	GERMANY		4,000	78,066
	UNITED KINGDOM OF GT BRITAIN		24,650	586,678
2933798000	ACYCLIC LACTAMS, NESOI	KG	940	10,757,004
	UNITED KINGDOM OF GT BRITAIN		940	10,757,004
2933901300	6-BROMO-5-METHYL-1H-IMIDAZO-(4,5-B) PYRIDINE ETC	KG	18,000	310,504
	CHINA,PEOPLE'S REP.(MAINLAND)		18,000	310,504
2933904600	OTHER ANTI-INFECTIVE AGENTS	KG	743	6,728,494
	BELGIUM		60	40,126
	IRELAND		214	6,603,568
	MEXICO		440	26,400
	REPUBLIC OF KOREA		29	58,400
2933905300	OTHER CARDIOVASCULAR DRUGS	KG	144,493	97,252,259
	CHINA,PEOPLE'S REP.(MAINLAND)		1,340	215,856
	FRANCE		99	119,588
	GERMANY		13,987	8,322,143
	IRELAND		44,230	56,500,699
	ITALY		3,077	5,741,029
	JAPAN		33,603	19,534,535
	SPAIN		710	703,042
	SWITZERLAND		37,484	844,566
	UNITED KINGDOM OF GT BRITAIN		9,963	5,270,801
2933905590	OTHER ANALGESICS, ANTIPYRETICS AND NON-HORMONAL	KG	56	7,614,853
	IRELAND		56	7,614,853
2933905800	CLOZAPINE; DROPERIDOL; AND IMIPRAMINE HCL	KG	816	219,259
	CANADA		816	219,259
2933906100	OTHER ANTIDEPRESSANTS, TRANQUILIZERS ETC	KG	861	804,948
	FRANCE		348	642,939
	GERMANY		413	139,509
	SWITZERLAND		100	22,500
2933906500	ANTICONVULSANTS, HYPNOTICS & SEDATIVES W/HETEROCYC	KG	200	64,865
	ITALY		200	64,865
2933907500	OTHER DRUGS WITH NITROGEN HETERO-ATOM(S) ONLY	KG	1,260	1,434,565
	SPAIN		250	10,998
	SWITZERLAND		1,010	1,423,567
2933907900	PROD IN U.S. NOTE 3 TO SEC 6 WITH NITRO ATOMS ET	KG	8,958	2,687,130
	UNITED KINGDOM OF GT BRITAIN		8,958	2,687,130
2933908210	BENZ0TIRAZOLE (CAS #95-14-7)	KG	25,500	1,967,058
	GERMANY		20,500	1,780,433
	SWITZERLAND		5,000	186,625
2933909000	DRUGS (EXC AROM OR MOD-AROM) WITH NITRO HETERO ETC	KG	46,649	3,707,688
	ISRAEL		31,560	2,694,581
	ITALY		5,200	207,480
	SPAIN		9,461	770,997
	UNITED KINGDOM OF GT BRITAIN		428	34,630
2933909700	OTHER CMPDS (EXC AROM OR MOD-AROM) WITH NITRO ETC	KG	25,831	2,300,031
	BELGIUM		1,000	128,000
	GERMANY		24,500	2,052,043
	ISRAEL		302	57,380
	NORWAY		29	62,608
2934101000	AROM OR MOD-AROM PROD IN U.S. NOTE 3 SECT 6 ETC	KG	5,000	7,271,524
	IRELAND		4,996	7,265,599
	UNITED KINGDOM OF GT BRITAIN		4	5,925
2934109000	OTHER CMPDS(EXC AROM OR MOD-AROM) CONT THIAZOL ETC	KG	12,877	3,923,765
	FRANCE		344	38,831
	IRELAND		5,926	926,914
	ITALY		5,233	2,868,159
	SLOVENIA		137	6,361
	SWITZERLAND		1,237	83,500
2934204000	PROD IN U.S. NOTE 3 TO SEC 6 CONT A BENZOTHIAZ ETC	KG	302	96,000

TABLE - 2 IMPORTS INTO PUERTO RICO FROM FOREIGN COUNTRIES
BY COMMODITY AND COUNTRY OF ORIGIN-FISCAL YEAR 2001

COMM CODE	DESCRIPTION AND COUNTRY	UNIT	QUANTITY	VALUE - $
	CANADA		302	96,000
2934302300	ANTIDEPRESSANTS, TRANQUILIZERS AND OTHER PSCH AGTS	KG	545	90,070
	IRELAND		545	90,070
2934302700	OTHER DRUGS,NESOI	KG	1,675	199,058
	FRANCE		1,675	199,058
2934900100	MYCOPHENOLATE MOFETIL	KG	66,870	27,160,095
	IRELAND		66,870	27,160,095
2934902000	OTHER HETEROCYC CMPDS USED AS PHOTO CHEMICALS	KG	10	16,000
	FRANCE		10	16,000
2934903000	OTHER HETEROCYCLIC COMPOUNDS USED AS DRUGS	KG	354,828	3,672,810,828
	BELGIUM		16,541	53,063,579
	FRANCE		27,076	21,087,436
	INDIA		26,400	1,049,095
	IRELAND		49,449	3,327,943,385
	ISRAEL		61,360	8,101,700
	ITALY		78,548	8,611,354
	JAPAN		62,222	101,320,033
	NETHERLANDS		76	60,900
	SPAIN		6,766	1,431,089
	SWITZERLAND		16,300	2,894,195
	UNITED KINGDOM OF GT BRITAIN		10,090	147,248,062
2934904400	OTHER AROM OR MOD-AROM HETERO CMPDS(EXC PROD ETC)	KG	245	163,415
	BELGIUM		245	163,415
2934904700	OTHER AROM OR MOD-AROM HETEROCYC CMPDS USED DRUGS	KG	81,930	100,745,496
	FINLAND		8	39,935
	FRANCE		19,545	27,894,016
	GERMANY		920	409,400
	IRELAND		488	436,286
	JAPAN		46,569	65,010,207
	SLOVENIA		164	146,420
	SWITZERLAND		14,236	6,809,232
2934907000	MORPHOLINOETHTYL CHLORIDE,HCL; ETC	KG	104	166,087
	FRANCE		104	166,087
2934909000	OTHER NON-AROM OR NON-MOD AROM HETEROCYC CMPDS	KG	184,568	13,533,396
	ARGENTINA		5	4,910
	BELGIUM		600	257,742
	CHINA (TAIWAN)		5	2,500
	FRANCE		22	35,200
	GERMANY		141,152	4,557,211
	IRELAND		333	2,866,918
	ITALY		2,400	4,807
	NETHERLANDS		30,000	1,495,359
	REPUBLIC OF KOREA		5,950	4,149,104
	UNITED KINGDOM OF GT BRITAIN		4,101	159,645
2935000500	4-AMINO-6-CHLORO-M-BENZENEDISULFONAMIDE	KG	2,200	17,600
	CHINA,PEOPLE'S REP.(MAINLAND)		2,200	17,600
2935001000	2-AMINO-N-ETHYLBENZENESULFONANILIDE ETC	KG	91	159,933
	SWITZERLAND		91	159,933
2935003200	ACTEYLSULFISOXAZOLE; SULFACETAMIDE, SODIUM; ETC.	KG	300	8,400
	NETHERLANDS		300	8,400
2935006000	OTHER SULFONAMIDE DRUGS (EXCL ANTI-INFECT AGNTS)	KG	307,806	8,177,183
	CHINA,PEOPLE'S REP.(MAINLAND)		84	504,000
	CROATIA		100	3,303
	FRANCE		14,246	172,659
	GERMANY		271,781	3,366,532
	HUNGARY		258	179,840
	INDIA		8,242	108,798
	IRELAND		5,205	65,682
	ITALY		1,633	226,064
	SWITZERLAND		3,633	44,036
	UNITED KINGDOM OF GT BRITAIN		2,624	3,506,269
2935007500	OTHER SULFONAMIDES (EXCL DRUGS ETC)	KG	449,155	10,973,635
	CHINA,PEOPLE'S REP.(MAINLAND)		8,720	174,400
	GERMANY		11,234	227,712
	ITALY		2,547	1,015,870
	JAPAN		426,654	9,555,653

TABLE - 2 IMPORTS INTO PUERTO RICO FROM FOREIGN COUNTRIES
BY COMMODITY AND COUNTRY OF ORIGIN-FISCAL YEAR 2001

COMM CODE	DESCRIPTION AND COUNTRY	UNIT	QUANTITY	VALUE - $
2935009500	OTHER SULFONAMIDES(EXC DRUGS,ETC)EXCL PROD U.S. ET	KG	1,648	1,117,323
	IRELAND		9	18,450
	ITALY		1,456	166,267
	UNITED KINGDOM OF GT BRITAIN		183	932,606
2936210000	VITAMINS A AND THEIR DERIVATIVES UNMIXED	KG	200	13,622
	GERMANY		100	6,811
	UNITED KINGDOM OF GT BRITAIN		100	6,811
2936270000	VITAMIN C (ASCORBIC ACID) AND ITS DERIVATIVES	KG	14,315	58,064
	CHINA,PEOPLE'S REP.(MAINLAND)		13,800	48,196
	JAPAN		461	3,957
	SPAIN		54	5,911
2936291000	FOLIC ACID	KG	7,039	139,358
	CHINA,PEOPLE'S REP.(MAINLAND)		5,500	25,375
	SWITZERLAND		1,539	113,983
2936292000	OTHER AROM OR MOD-AROM VITAMINS AND DERIVATIVES	KG	335	2,274,115
	SWITZERLAND		335	2,274,115
2937100000	PITUITARY (ANTERIOR) OR SIMILAR HORMONES	GM	425,576	93,323,796
	ARGENTINA		876	3,596,509
	SWITZERLAND		424,700	89,727,287
2937921010	ESTROGENS OF ANIMAL OR VEGETABLE ORIGIN	GM	3,000	11,589
	MEXICO		3,000	11,589
2937921050	OTHER PROGESTINS OF ANIMAL OR VEGETABLE ORIGIN	KG	735	728,744
	GERMANY		705	665,764
	MEXICO		30	62,980
2937925010	ESTROGENS NOT DERIV FROM ANIMAL OR VEGETABLE MATER	GM	13,250	39,817
	MEXICO		13,250	39,817
2937925050	OTHER PROGESTINS NOT OF ANIMAL OR VEGETABLE ORIGIN	GM	19,286,710	23,109,285
	FRANCE		131,163	636,959
	GERMANY		769,864	8,918,462
	HUNGARY		409,270	814,637
	IRELAND		119,305	579,376
	MEXICO		12,868,000	11,315,778
	NETHERLANDS		4,851,990	176,119
	UNITED KINGDOM OF GT BRITAIN		137,118	667,954
2937999510	ANABOLIC AGENTS AND ANDROGENS	GM	51,880	960,705
	UNITED KINGDOM OF GT BRITAIN		51,880	960,705
2937999550	OTHER HORMONES AND DERIVATIVES, OTHER STEROIDS ETC	GM	22,435	28,834,479
	ARGENTINA		135	381,117
	SWITZERLAND		20,500	28,436,232
	UNITED KINGDOM OF GT BRITAIN		1,800	17,130
2938900000	OTHER GLYCOSIDES, NATURAL OR SYNTHETIC AND DERIV	KG	6,768	8,810,863
	JAPAN		6,768	8,810,863
2939210000	QUININE AND ITS SALTS	GM	8,125,000	610,488
	GERMANY		8,125,000	610,488
2939290010	QUINIDINE AND ITS SALTS	GM	1,150,000	159,333
	NETHERLANDS		1,150,000	159,333
2939290050	OTHER ALKALOIDS OF CINCHONA AND THEIR DERIVATIVES	GM	3,800,000	529,349
	NETHERLANDS		3,800,000	529,349
2939300000	CAFFEINE AND ITS SALTS	KG	1,104,194	10,111,233
	CHINA,PEOPLE'S REP.(MAINLAND)		364,540	2,960,000
	GERMANY		61,862	650,246
	INDIA		90,000	810,000
	ITALY		180,000	1,720,906
	MEXICO		90,000	1,102,500
	SPAIN		317,792	2,867,581
2939500000	THEOPHYLLINE AND AMINOPHYLLINE AND THEIR DERIV	KG	224,310	3,280,790
	GERMANY		223,507	3,241,390
	ITALY		800	36,800
	UNITED KINGDOM OF GT BRITAIN		3	2,600
2939690000	ALKALOIDS OF RYE ERGOT & THEIR DERIV & SALTS,NESOI	KG	1	3,898
	CZECH REPUBLIC		1	3,898
2939905000	OTHER VEG ALKALOIDS (EXC NATURAL) AND THEIR DERIV	KG	4,298	25,921,424
	BELGIUM		1,486	4,128,115
	BRAZIL		50	93,736
	IRELAND		1,739	14,883,680
	ITALY		1,023	6,815,893

TABLE - 2 IMPORTS INTO PUERTO RICO FROM FOREIGN COUNTRIES
BY COMMODITY AND COUNTRY OF ORIGIN-FISCAL YEAR 2001

COMM CODE	DESCRIPTION AND COUNTRY	UNIT	QUANTITY	VALUE - $
2940006000	OTHER SUGARS NESOI EXCL D-ARABINOSE	KG	400	3,042
	GERMANY		400	3,042
2941101000	AMPICILLIN AND ITS SALTS	KG	90,184	8,221,734
	ITALY		90,184	8,221,734
2941103000	CARFECILLIN, SODIUM; CLOXACILLIN, SODIUM ETC	KG	18,932	2,075,193
	ITALY		18,932	2,075,193
2941105000	OTHER PENICILLINS AND THEIR DERIVATIVES ETC	KG	796,425	99,611,561
	GERMANY		14,400	324,841
	ITALY		620,865	54,143,110
	JAPAN		16,786	41,895,200
	SWEDEN		144,374	3,248,410
2941300000	TETRACYCLINES AND THEIR DERIVATIVES; SALTS THEREOF	GM	9,058,490	10,558,060
	AUSTRALIAN ISLANDS		258,490	141,135
	CHINA,PEOPLE'S REP.(MAINLAND)		800,000	62,400
	PORTUGAL		8,000,000	10,354,525
2941500000	ERYTHROMYCIN AND ITS DERIVATIVES; SALTS THEREOF	GM	82,913,900	46,864,787
	CROATIA		82,913,900	46,864,787
2941901010	AMINOGLYCOSIDE ANTIBIOTICS	KG	990	1,138,500
	CHINA,PEOPLE'S REP.(MAINLAND)		905	1,040,750
	SWITZERLAND		85	97,750
2941901050	NATURAL ANTIBIOTICS, NESOI	KG	75,408	10,449,275
	ITALY		73,225	2,292,125
	UNITED KINGDOM OF GT BRITAIN		2,183	8,157,150
2941903000	AROMATIC OR MOD AROMATIC ANTIBIOTICS (EXC NATURAL)	KG	139,057	79,061,046
	BRAZIL		25,604	4,147,396
	CHINA,PEOPLE'S REP.(MAINLAND)		42,682	14,320,160
	ITALY		67,546	59,917,114
	JAPAN		2,854	643,076
	SPAIN		371	33,300
2941905000	OTHER ANTIBIOTICS (EXC NAT,AROMAT AND MOD-AROMAT)	KG	58,182	48,360,497
	BRAZIL		7,543	1,948,584
	CHINA,PEOPLE'S REP.(MAINLAND)		11,992	2,556,211
	DENMARK		2	15,070
	ITALY		25,516	16,137,224
	JAPAN		11,337	12,322,805
	SLOVENIA		800	413,442
	UNITED KINGDOM OF GT BRITAIN		992	14,967,161
2942005000	OTHER ORGANIC CMPDS (EXC AROMAT OR MOD-AROMATIC)	KG	200	89,000
	GERMANY		200	89,000
	PHARMACEUTICAL PRODUCTS	TOTAL	1,668,696	444,526,247
3002100010	HUMAN BLOOD PLASMA	KG	295	95,444
	BELGIUM		159	54,752
	GERMANY		136	40,692
3002100090	OTHER BLOOD FRACTIONS NESOI	KG	7	85,356
	UNITED KINGDOM OF GT BRITAIN		7	85,356
3002200000	VACCINES FOR HUMAN MEDICINE	KG	1,642	798,000
	CANADA		1,642	798,000
3003200000	MEDICAMENTS CONTAINING OTHER ANTIBIOTICS ETC	KG	6,785	8,774,046
	IRELAND		255	200,865
	ITALY		6,530	8,573,181
3003900000	OTHER MEDICAMENTS (EXC GOODS OF HDS 3002,3005 ETC)	KG	363,110	57,054,111
	FRANCE		347,514	51,364,376
	GERMANY		11,944	2,845,368
	IRELAND		259	2,792,545
	SWITZERLAND		1,550	27,148
	UNITED KINGDOM OF GT BRITAIN		1,843	24,674
3004200060	OTHER ANTIBIOTICS NESOI,NOT FOR VETERINARY	KG	938	268,096
	ITALY		938	268,096
3004390010	PROD OF HEAD 2937 BUT NOT CONT ANTIBIO NESOI	KG	285	273,418
	SWEDEN		274	265,355
	SWITZERLAND		11	8,063
3004390050	PROD OF HEAD 2937 ETC,NOT FOR VETERINARY USE,ETC	KG	15,199	1,162,912
	SWEDEN		8,703	702,562
	SWITZERLAND		6,496	460,350

TABLE - 2 IMPORTS INTO PUERTO RICO FROM FOREIGN COUNTRIES
BY COMMODITY AND COUNTRY OF ORIGIN-FISCAL YEAR 2001

COMM CODE	DESCRIPTION AND COUNTRY	UNIT	QUANTITY	VALUE - $
3004400020	ANTICONVULSANTS, HYPNOTICS AND SEDATIVES	KG	51,505	24,738,469
	BELGIUM		51,505	24,738,469
3004400030	ANTIDEPRESSANTS, TRANQUILIZERS AND OTHER PSYCH AGT	KG	1	3,200
	JAPAN		1	3,200
3004400040	OTHER MEDICAMENTS PRIM AFFECTING THE CNS NESOI	KG	13,387	3,109,646
	ITALY		13,387	3,109,646
3004504000	OTHER VITAMINS SYNTHESIZED FROM AROM OR MOD-AR ETC	KG	63,962	260,111
	DOMINICAN REPUBLIC		538	9,200
	MEXICO		63,424	250,911
3004505005	OTHER MEDICAMENTS CONT VITAMINS ETC, NESOI	KG	662	2,612
	MEXICO		662	2,612
3004909003	OTHER MEDICAMENTS,NESOI,FOR VETERINARY USE	KG	61,137	2,430,021
	NETHERLANDS		51,828	1,868,397
	UNITED KINGDOM OF GT BRITAIN		9,309	561,624
3004909015	ANTINEOPLASTIC AND IMMUNOSUPRESSIVE MEDICAMENTS	KG	93,467	194,231,152
	FRANCE		88,533	13,169,294
	GERMANY		4,934	181,061,858
3004909020	CARDIOVASCULAR MEDICAMENTS NESOI	KG	105,674	45,310,596
	FRANCE		83,216	40,470,740
	GERMANY		15,565	1,663,095
	IRELAND		252	2,332,332
	ISRAEL		522	162,611
	UNITED KINGDOM OF GT BRITAIN		6,119	681,818
3004909028	ANALGESICS, ANTIPYRETICS,NONHORMONL ANTI-INFL,NESO	KG	304,743	21,109,752
	AUSTRALIAN ISLANDS		6,162	5,934,996
	COSTA RICA		3,131	20,477
	FRANCE		3,507	2,130,462
	PANAMA		186,056	3,335,990
	UNITED KINGDOM OF GT BRITAIN		105,887	9,687,827
3004909030	ANTICONVULSANTS, HYPNOTICS AND SEDATIVES NESOI	KG	19,809	16,443,847
	BELGIUM		9,756	16,420,573
	CANADA		10,053	23,274
3004909035	ANTIDEPRESSANTS, TRANQU. & OTHER PSYCH AGT NESOI	KG	6,566	21,912,080
	ITALY		6,566	21,912,080
3004909040	MEDICAMENTS PRIM AFFECT THE CENT NER SYSTEM NESOI	KG	312,381	4,201,484
	JAPAN		312,381	4,201,484
3004909050	LAXATIVES	KG	2,883	46,601
	CHILE		2,883	46,601
3004909055	ANTACIDS	KG	9,973	100,331
	CANADA		9,973	100,331
3004909060	OTHER MEDICAMENTS PRIM AFFECT DIGEST SYS NESOI	KG	10,271	7,050,782
	FRANCE		7,039	1,041,718
	GERMANY		2,314	5,958,798
	UNITED KINGDOM OF GT BRITAIN		918	50,266
3004909085	OTHER MEDICAMENTS PRIM AFFECT THE EYES, EARS ETC	KG	3	2,438
	UNITED KINGDOM OF GT BRITAIN		3	2,438
3004909090	MEDICAMENTS NOT ELSEWHERE SPECIFIED OR INCLUDED	KG	195,138	34,578,295
	ARGENTINA		249	7,095
	FRANCE		184,488	29,671,152
	ITALY		958	4,709,211
	SWITZERLAND		9,443	190,837
3005105000	ADHESIVE DRESSINGS ETC NOT COATED WITH PHARM PROD	KG	9,086	25,844
	VENEZUELA		9,086	25,844
3005905090	OTHER WADDING, GAUZE AND SIMILAR ARTICLES, NESOI	KG	6,204	96,602
	CHINA,PEOPLE'S REP.(MAINLAND)		4,529	35,579
	ITALY		226	3,316
	UNITED KINGDOM OF GT BRITAIN		436	47,250
	VENEZUELA		1,013	10,457
3006100000	STERILE SURGICAL CATGUT, SIMILAR STERILE MATER ETC	KG	5,669	270,221
	UNITED KINGDOM OF GT BRITAIN		5,669	270,221
3006400000	DENTAL CEMENTS AND OTHER DENTAL FILLINGS ETC	KG	1,552	32,909
	ARGENTINA		1,271	8,345
	SPAIN		189	13,270
	UNITED KINGDOM OF GT BRITAIN		92	11,294
3006500000	FIRST-AID BOXES AND KITS	KG	2,970	9,850
	CANADA		499	3,500

TABLE - 2 IMPORTS INTO PUERTO RICO FROM FOREIGN COUNTRIES
BY COMMODITY AND COUNTRY OF ORIGIN-FISCAL YEAR 2001

COMM CODE	DESCRIPTION AND COUNTRY	UNIT	QUANTITY	VALUE - $
	CHINA,PEOPLE'S REP.(MAINLAND)		2,471	6,350
3006600000	CHEMICAL CONTRACEPTIVE PREPS BASED ON HORMONES ETC	KG	3,392	48,021
	UNITED KINGDOM OF GT BRITAIN		3,392	48,021
	FERTILIZERS	TOTAL	25,233	4,097,876
3102100000	UREA, WHETHER OR NOT IN AQUEOUS SOLUTION	T	3,133	579,498
	BELGIUM		90	31,320
	FRANCE		93	23,398
	JAMAICA		179	21,420
	TRINIDAD @ TOBAGO		2,771	503,360
3102210000	AMMONIUM SULFATE	T	968	96,376
	COLOMBIA		770	76,539
	COSTA RICA		198	19,837
3102300000	AMMONIUM NITRATE, WHETHER/NOT IN AQUEOUS SOLUTION	T	3,155	750,374
	CANADA		1,927	416,108
	COSTA RICA		412	125,780
	FRANCE		684	173,686
	SPAIN		132	34,800
3102900000	MINERAL/CHEMICAL FERTILIZERS, NITROGENOUS, NESOI	T	20	4,934
	DOMINICAN REPUBLIC		20	4,934
3103100020	SUPERPHOSPHATES, >=40% PHOSPHORUS PENTOXIDE	T	160	32,789
	DOMINICAN REPUBLIC		160	32,789
3103900000	MINERAL OR CHEMICAL FERTILIZERS, PHOSPHATIC, NESOI	T	65	13,626
	DOMINICAN REPUBLIC		65	13,626
3104200000	POTASSIUM CHLORIDE	T	7,512	989,804
	CANADA		18	7,409
	ISRAEL		20	5,920
	RUSSIA		7,350	819,525
	UNITED KINGDOM OF GT BRITAIN		124	156,950
3104300000	POTASSIUM SULFATE	T	344	109,359
	DOMINICAN REPUBLIC		20	5,282
	GERMANY		324	104,077
3104900000	MINERAL OR CHEMICAL FERTILIZER, POTASSIC, NESOI	T	6,260	830,525
	CANADA		6,000	744,000
	ISRAEL		260	86,525
3105300000	DIAMMONIUM HYDROGENORTHOPHOSPHATE (DAP)	T	3,201	474,676
	RUSSIA		3,201	474,676
3105400010	AMMONIUM DIHYDROGENORTHOPHOSPHATE (MAP)	T	146	83,116
	BELGIUM		126	72,350
	MEXICO		20	10,766
3105400050	MIXTURE W/DIAMMONIUM HYDROGENORTHORPHOSPHATE,NESOI	T	166	65,450
	DOMINICAN REPUBLIC		40	8,305
	ISRAEL		108	46,371
	MEXICO		18	10,774
3105900050	OTHER FERTILIZERS, NESOI	T	103	67,349
	BELGIUM		86	21,040
	CHINA,PEOPLE'S REP.(MAINLAND)		2	3,350
	MEXICO		15	42,959
	TANNING OR DYEING EXTRACTS; TANNINS AND THEIR DERIVATIVES; DYES, PIGMENTS AND OTHER COLORING MATTER ; PAINTS AND VARNISHES; PUTTY AND OTHER MASTICS; INKS	TOTAL		6,613,656
3201905000	TANNING EXTRACTS OF VEGETABLE ORIGIN, NESOI	KG	207	4,195
	ITALY		207	4,195
3202101000	SYNTHETIC ORGANIC TANNING SUBST,AROMATIC,MOD AROM	KG	1,200	6,234
	UNITED KINGDOM OF GT BRITAIN		1,200	6,234
3203001000	ANNATO, ARCHIL, COCHINEAL, CUDBEAR, LITMUS, ETC	KG	136,156	149,820
	COTE D'IVOIRE(IVORY COAST)		32,733	36,991
	DOMINICAN REPUBLIC		32,981	38,724
	PERU		70,442	74,105
3203008000	COLORING MATTER OF VEG OR ANIMAL ORIGIN, NESOI	KG	100	9,500
	CHILE		100	9,500

TABLE - 2 IMPORTS INTO PUERTO RICO FROM FOREIGN COUNTRIES
BY COMMODITY AND COUNTRY OF ORIGIN-FISCAL YEAR 2001

COMM CODE	DESCRIPTION AND COUNTRY	UNIT	QUANTITY	VALUE - $
3204131000	BASIC DYES & PREPS BASED THEREON,BASIC BLACK 7,ETC	KG	8,466	152,464
	GERMANY		256	5,905
	INDIA		1,137	9,200
	MEXICO		798	15,605
	SWITZERLAND		6,275	121,754
3204145000	DIRECT DYES AND PREPARATIONS BASED THEREON,NESOI	KG	180	4,216
	VENEZUELA		180	4,216
3204154000	VAT DYES & PREPS,DESCRIBED IN ADD U.S. NOTE 3, SEC	KG	30	6,472
	UNITED KINGDOM OF GT BRITAIN		30	6,472
3204158000	VAT DYES & PREPS BASED THEREON,NESOI	KG	250	45,000
	INDIA		250	45,000
3204163000	REACTIVE DYES & PREPS, DES IN ADD U.S.NOTE 3,SEC V	KG	10,721	183,436
	SWITZERLAND		10,721	183,436
3204170485	PIGMENTS AND PREPS, PIGMENT BLACK 1 ETC., NESOI	KG	342	8,697
	SWITZERLAND		342	8,697
3204179085	PIGMENTS AND PREPARATIONS BASED THEREON, NESOI	KG	164	2,782
	SWITZERLAND		164	2,782
3204193500	BETA-CAROTENE AND OTHER CAROTENOID COLORING MATTER	KG	128	4,448
	JAPAN		128	4,448
3204201000	FLUORESCENT BRIGHTENING AGENT 32	KG	5,505	13,737
	NORWAY		5,305	5,256
	SWITZERLAND		200	8,481
3204208000	SYNTHETIC ORGAN PROD,FLUORESCENT BRIGHTENERS,NESOI	KG	1,488	19,288
	SWITZERLAND		1,488	19,288
3205000500	CARMINE FOOD COLOR SOLUT,CONT COCHINEAL CARMINE LA	KG	160	7,907
	MEXICO		160	7,907
3205001500	COLOR LAKES & PREPS,IN NOTE 3 CARMINE,NESOI	KG	913	97,500
	CHILE		913	97,500
3205004020	COLOR LAKES & PREPS,IN ADD U.S.NOTE 3, SEC VI, RED	KG	145	4,310
	IRELAND		145	4,310
3206110000	PIGMENTS, TITANIUM DIOXIDE 80% OR > BY WGT OF TiO2	KG	698,602	1,409,175
	FINLAND		18,140	33,346
	MEXICO		646,550	1,304,876
	UNITED KINGDOM OF GT BRITAIN		33,912	70,953
3206190000	PIGMENTS & PREP BASED ON TITANIUM DIOXID, NESOI	KG	23,920	68,726
	GERMANY		7,576	23,580
	UNITED KINGDOM OF GT BRITAIN		16,344	45,146
3206491000	CONCENTRATED DISPERSIONS OF PIGMTS IN PLASTIC MAT	KG	8,327	25,688
	CANADA		8,327	25,688
3206492000	PREPARATIONS BASED ON IRON OXIDES	KG	16,250	23,484
	BELGIUM		5,250	6,590
	CHINA,PEOPLE'S REP.(MAINLAND)		11,000	16,894
3206495000	OTHER COLORING MATTER AND OTHER PREPARATIONS,NESOI	KG	309,068	1,066,989
	BRAZIL		43,036	68,136
	DOMINICAN REPUBLIC		3,062	7,120
	MEXICO		8,901	48,992
	SPAIN		254,069	942,741
3207100000	PREPARED PIGMENTS,OPACIFIERS,COLORS & SIMILAR PREP	KG	220	8,288
	SPAIN		220	8,288
3207200000	VITRIFIABLE ENAMELS & GLAZES,ENGOBES(SLIPS),ETC	KG	522	2,464
	SPAIN		522	2,464
3207401000	GLASS FRIT AND OTHER GLASS, GROUND OR PULVERIZED	KG	14,101	126,244
	NETHERLANDS		14,101	126,244
3208100000	PAINTS & VARNISHES,IN NONAQUEOUS MEDIUM,POLYESTERS	L	1,909	9,619
	CANADA		1,909	9,619
3208900000	PAINTS & VARNISHES,IN NONAQUEUS MEDIUM,NESOI	L	37,128	100,526
	COSTA RICA		7,570	7,800
	PANAMA		5,723	3,950
	SPAIN		23,835	88,776
3209100000	PAINTS & VARNISHES,AQUEUS, ACRYLIC OR VINYL POLYMR	L	1,574,041	2,124,388
	CANADA		4,164	4,161
	COSTA RICA		1,569,867	2,116,815
	GERMANY		10	3,412
3209900000	PAINTS & VARNISHES,IN AN AQUEOUS MEDIUM, NESOI	L	29,483	74,625
	BRAZIL		1,918	8,580
	CHINA (TAIWAN)		553	4,469

TABLE - 2 IMPORTS INTO PUERTO RICO FROM FOREIGN COUNTRIES
BY COMMODITY AND COUNTRY OF ORIGIN-FISCAL YEAR 2001

COMM CODE	DESCRIPTION AND COUNTRY	UNIT	QUANTITY	VALUE - $
	JAPAN		176	6,900
	MEXICO		12,882	20,837
	SAUDI ARABIA		13,200	17,784
	SPAIN		754	16,055
3211000000	PREPARED DRIERS	KG	19,750	56,273
	NETHERLANDS		3,900	5,832
	SPAIN		15,850	50,441
3212900050	PIGMENTS,NONAQUEUS,OTH COLORING MAT,RETAIL,NESOI	KG	18,558	29,530
	FRANCE		258	2,665
	UNITED KINGDOM OF GT BRITAIN		18,300	26,865
3213100000	ARTISTS' STUDENTS'COLORS ETC, COLORS IN SETS	X		31,959
	BRAZIL			10,821
	CHINA,PEOPLE'S REP.(MAINLAND)			8,920
	SPAIN			9,555
	UNITED KINGDOM OF GT BRITAIN			2,663
3213900000	ARTISTS' STUDENTS'COLORS ETC, NESOI	PCS	14,284	19,492
	BRAZIL		1,232	6,326
	COLOMBIA		3,164	2,928
	ISRAEL		9,888	10,238
3214100010	CAULKING COMPOUNDS	KG	36,132	176,396
	CANADA		25,116	130,797
	MEXICO		11,016	45,599
3214100020	MASTICS OTHER THAN CAULKING COMPOUNDS	KG	55,639	143,511
	CANADA		8,507	45,791
	FRANCE		13,915	54,976
	MEXICO		980	2,765
	SPAIN		12,437	29,869
	TRINIDAD @ TOBAGO		19,800	10,110
3214100090	PAINTERS' FILLINGS	KG	6,450	27,956
	FRANCE		6,450	27,956
3214901000	GLAZERS' PUTTY,ETC, BASED ON RUBBER	KG	2,409	3,576
	SPAIN		2,409	3,576
3214905000	GLAZERS' PUTTY,ETC, NESOI	KG	178,541	280,234
	CANADA		26,395	121,334
	MEXICO		59,487	21,895
	SPAIN		92,659	137,005
3215110060	PRINTING INK, BLACK, NESOI	KG	262	38,293
	ITALY		262	38,293
3215190020	PRINTING INK,OTHER THAN BLACK, FLEXOGRAPHIC	KG	939	2,421
	VENEZUELA		939	2,421
3215190050	PRINTING INK,OTHER THAN BLACK,OFFSET LITHOGRAPHIC	KG	7,406	33,300
	NETHERLANDS		7,406	33,300
3215190060	PRINTING INK, OTHER THAN BLACK, NESOI	KG	278	10,493
	ITALY		19	6,200
	REPUBLIC OF KOREA		259	4,293
	ESSENTIAL OILS AND RESINOIDS; PERFUMERY, COSMETIC OR TOILET PREPARATIONS	TOTAL		40,246,893
3301120000	ESSENTIAL CITRUS FRUIT OILS OF ORANGE	KG	13,985	359,318
	ITALY		13,985	359,318
3301130000	ESSENTIAL CITRUS FRUIT OILS OF LEMON	KG	79,981	1,349,125
	ARGENTINA		48,997	788,786
	BELGIUM		2,123	43,253
	IRELAND		318	5,852
	ITALY		17,377	331,134
	UNITED KINGDOM OF GT BRITAIN		11,166	180,100
3301140000	ESSENTIAL CITRUS FRUIT OILS OF LIME	KG	32,518	868,823
	MEXICO		4,161	331,527
	UNITED KINGDOM OF GT BRITAIN		28,357	537,296
3301191000	ESSENTIAL CITRUS FRUIT OILS OF GRAPEFRUIT	KG	490	8,711
	IRELAND		490	8,711
3301195000	ESSENTIAL OILS OF CITRUS FRUIT, NESOI	KG	891	3,077
	COLOMBIA		891	3,077
3301240000	ESSENTIAL OILS OF PEPPERMINT (MENTHA PIPERITA)	KG	4,057	46,288

TABLE - 2 IMPORTS INTO PUERTO RICO FROM FOREIGN COUNTRIES
BY COMMODITY AND COUNTRY OF ORIGIN-FISCAL YEAR 2001

COMM CODE	DESCRIPTION AND COUNTRY	UNIT	QUANTITY	VALUE - $
	BRAZIL		4,057	46,288
3301250010	ESSENTIAL OILS OF CORNMINT	KG	264	7,809
	IRELAND		264	7,809
3301250020	ESSENTIAL OILS OF SPEARMINT	KG	8,205	237,531
	BRAZIL		2,809	32,963
	IRELAND		746	22,107
	ITALY		4,650	182,461
3301250050	ESSENTIAL OILS OF MINTS, NESOI	KG	36,157	792,613
	BRAZIL		7,396	64,260
	ITALY		28,761	728,353
3301295007	ESSENTIAL OILS OF CASSIA	KG	7,800	192,114
	JAPAN		7,800	192,114
3301295050	ESSENTIAL OILS EXC THOSE OF CITRUS FRUIT, NESOI	KG	3,414	91,924
	ARGENTINA		1,649	53,628
	FRANCE		167	3,600
	SPAIN		661	4,502
	URUGUAY		937	30,194
3301905000	CONCRETES& ABSOL;CONCENTRAT,ETC OF ESSEN OIL,NESOI	KG	530	2,991
	SPAIN		530	2,991
3302101000	MIXTURE ODORIFEROUS SUBSTANCE NT CONTAIN ALCOHOL	KG	62,072	3,060,394
	DOMINICAN REPUBLIC		25,478	88,401
	FRANCE		21,581	2,620,795
	IRELAND		7,727	165,195
	ITALY		175	8,725
	MEXICO		4,084	97,445
	UNITED KINGDOM OF GT BRITAIN		3,027	79,833
3302104000	MIXTURES CONTAINING OVER 20%<50% ALCOHOL BY WEIGHT	KG	3,305	69,931
	IRELAND		3,305	69,931
3302109000	MIXTURES CONTAIN OVER 20% ALCOHOL BY WEIGHT, NESOI	KG	15,124	1,183,603
	FRANCE		380	7,600
	GERMANY		80	4,043
	ITALY		600	8,843
	MADAGASCAR		5,373	402,980
	UNITED KINGDOM OF GT BRITAIN		8,691	760,137
3302901010	PERFUME OIL BLENDS CONTAIN NO ALCOHOL/< =10% BY WT	KG	4,692	24,629
	SPAIN		4,692	24,629
3302901050	MIXTURES CONTAIN NO ALCOHOL/<=10% BY WT, NESOI	KG	119,029	1,036,220
	BELGIUM		1,789	15,150
	CHINA,PEOPLE'S REP.(MAINLAND)		51,040	138,676
	COLOMBIA		214	2,350
	INDIA		805	2,410
	MEXICO		65,181	877,634
3302902050	MIXTURES CONTAIN OVER 10% ALCOHOL BY WT, NESOI	KG	7,518	40,227
	SPAIN		7,518	40,227
3303001000	FLORAL OR FLOWER WATERS NOT CONTAINING ALCOHOL	L	86	106,472
	FRANCE		62	97,062
	UNITED KINGDOM OF GT BRITAIN		24	9,410
3303002000	PERFUMES & TOILET WATERS NT CONTAIN ALCOHOL, NESOI	KG	77,579	444,028
	AUSTRALIAN ISLANDS		212	7,999
	MEXICO		53,349	356,651
	SPAIN		18,900	61,123
	VENEZUELA		5,118	18,255
3303003000	PERFUMES AND TOILET WATERS CONTAINING ALCOHOL	KG	752,630	20,769,534
	BELGIUM		1,274	61,422
	CANADA		8,578	95,724
	COLOMBIA		9,161	118,743
	FRANCE		357,932	13,577,851
	GERMANY		1,901	59,003
	GUATEMALA		2,204	8,295
	GUINEA		179	13,960
	MEXICO		62,141	327,333
	MONACO		86	5,661
	NETHERLANDS		1,628	22,600
	PANAMA		63	2,100
	PERU		1,292	18,171
	REPUBLIC OF KOREA		247	2,142

TABLE - 2 IMPORTS INTO PUERTO RICO FROM FOREIGN COUNTRIES
BY COMMODITY AND COUNTRY OF ORIGIN-FISCAL YEAR 2001

COMM CODE	DESCRIPTION AND COUNTRY	UNIT	QUANTITY	VALUE - $
	SPAIN		218,457	1,619,477
	SWITZERLAND		19,589	1,480,892
	UNITED KINGDOM OF GT BRITAIN		67,898	3,356,160
3304100000	LIP MAKE-UP PREPARATIONS	X		305,343
	AUSTRALIAN ISLANDS			3,741
	BELGIUM			63,830
	CANADA			3,833
	CHINA (TAIWAN)			8,410
	COLOMBIA			44,679
	FRANCE			113,815
	GERMANY			10,379
	ITALY			5,684
	MEXICO			16,250
	PERU			5,307
	REPUBLIC OF KOREA			29,415
3304200000	EYE MAKE-UP PREPARATIONS	X		246,214
	AUSTRALIAN ISLANDS			10,965
	BELGIUM			4,067
	CANADA			2,903
	CHINA (TAIWAN)			33,550
	COLOMBIA			58,936
	FRANCE			88,947
	GERMANY			5,608
	ITALY			15,128
	PERU			10,790
	REPUBLIC OF KOREA			10,144
	SPAIN			2,932
	UNITED KINGDOM OF GT BRITAIN			2,244
3304300000	MANICURE OR PEDICURE PREPARATIONS	X		51,606
	COLOMBIA			6,911
	FRANCE			2,584
	MEXICO			38,845
	SPAIN			3,266
3304910010	ROUGES	X		132,358
	CANADA			9,649
	CHINA,PEOPLE'S REP.(MAINLAND)			10,897
	COLOMBIA			3,334
	FRANCE			7,499
	SPAIN			100,979
3304910050	MAKE-UP POWDER, WHETHER/NT COMPRESSED, NESOI	X		232,473
	CANADA			4,920
	COLOMBIA			11,066
	FRANCE			34,879
	ITALY			3,229
	JAPAN			5,320
	MEXICO			8,435
	REPUBLIC OF KOREA			24,106
	SPAIN			140,518
3304995000	BEAUTY & SKIN CARE PREPARATION, NESOI	X		3,490,993
	ARGENTINA			27,016
	AUSTRALIAN ISLANDS			26,999
	BELGIUM			110,136
	BRAZIL			6,807
	CANADA			21,602
	CHILE			9,507
	CHINA,PEOPLE'S REP.(MAINLAND)			5,297
	COLOMBIA			15,391
	FRANCE			1,251,445
	IRELAND			28,859
	ITALY			123,267
	JAPAN			6,066
	MEXICO			104,344
	MONACO			17,614
	PERU			380,925
	REPUBLIC OF KOREA			112,732
	SPAIN			834,265

TABLE - 2 IMPORTS INTO PUERTO RICO FROM FOREIGN COUNTRIES
BY COMMODITY AND COUNTRY OF ORIGIN-FISCAL YEAR 2001

COMM CODE	DESCRIPTION AND COUNTRY	UNIT	QUANTITY	VALUE - $
	UNITED KINGDOM OF GT BRITAIN			408,721
3305100000	SHAMPOOS	X		442,786
	BRAZIL			5,463
	CHINA,PEOPLE'S REP.(MAINLAND)			4,168
	DOMINICAN REPUBLIC			34,247
	FRANCE			6,921
	GERMANY			4,264
	GUATEMALA			21,024
	ITALY			22,585
	MEXICO			54,833
	PERU			9,656
	SPAIN			95,218
	UNITED KINGDOM OF GT BRITAIN			12,826
	VENEZUELA			171,581
3305200000	PREPARATIONS FOR PERMANENT WAVING OR STRAIGHTENING	X		42,197
	CHINA,PEOPLE'S REP.(MAINLAND)			26,400
	ITALY			4,698
	REPUBLIC OF KOREA			8,591
	UNITED KINGDOM OF GT BRITAIN			2,508
3305300000	HAIR LACQUERS	KG	27,591	21,291
	MEXICO		454	2,104
	SPAIN		1,398	4,752
	TRINIDAD @ TOBAGO		25,739	14,435
3305900000	PREPARATIONS FOR USE ON THE HAIR, NESOI	KG	804,628	2,824,193
	ARGENTINA		10,714	71,188
	BRAZIL		9,834	98,217
	CANADA		536	4,442
	DOMINICAN REPUBLIC		54,496	219,814
	FRANCE		23,587	131,878
	GERMANY		19,323	69,707
	ITALY		37,453	262,175
	JAPAN		2,993	79,403
	MEXICO		331,626	1,180,043
	REPUBLIC OF KOREA		1,175	11,188
	SPAIN		46,832	343,965
	TRINIDAD @ TOBAGO		174,235	112,382
	UNITED KINGDOM OF GT BRITAIN		7,829	8,715
	VENEZUELA		83,995	231,076
3306100000	DENTIFRICES	X		228,705
	CANADA			42,854
	CHINA,PEOPLE'S REP.(MAINLAND)			113,604
	INDIA			50,006
	ISRAEL			5,850
	UNITED KINGDOM OF GT BRITAIN			16,391
3306200000	YARN TO CLEAN BETWEEN THE TEETH (DENTAL FLOSS)	KG	11,577	379,406
	GERMANY		2,545	157,233
	IRELAND		9,032	222,173
3306900000	PREPARATIONS FOR ORAL/DENTAL HYGIENE, NESOI	KG	2,978	68,568
	IRELAND		2,978	68,568
3307101000	PRE-SHAVE & SHAVING PREPARATION NT CONTAIN ALCOHOL	X		10,699
	FRANCE			2,001
	MEXICO			5,161
	UNITED KINGDOM OF GT BRITAIN			3,537
3307102000	PRE-SHAVE & SHAVING PREPARATIONS CONTAIN ALCOHOL	KG	6,868	65,030
	FRANCE		1,182	29,064
	MEXICO		4,569	9,066
	MONACO		121	6,408
	SPAIN		825	8,992
	UNITED KINGDOM OF GT BRITAIN		171	11,500
3307200000	PERSONAL DEODORANTS AND ANTIPERSPIRANTS	X		431,710
	DOMINICAN REPUBLIC			40,320
	FRANCE			18,708
	MEXICO			228,019
	MONACO			2,459
	SPAIN			70,591
	TRINIDAD @ TOBAGO			63,547

TABLE - 2 IMPORTS INTO PUERTO RICO FROM FOREIGN COUNTRIES
BY COMMODITY AND COUNTRY OF ORIGIN-FISCAL YEAR 2001

COMM CODE	DESCRIPTION AND COUNTRY	UNIT	QUANTITY	VALUE - $
	UNITED KINGDOM OF GT BRITAIN			8,066
3307301000	BATH SALTS, WHETHER OR NOT PERFUMED	KG	79	6,173
	UNITED KINGDOM OF GT BRITAIN		79	6,173
3307305000	PERFUMED BATH SALT & OTHER BATH PREPARATION, NESOI	KG	32,894	104,874
	ARGENTINA		22,490	83,240
	CHINA,PEOPLE'S REP.(MAINLAND)		977	4,661
	INDIA		8,848	10,562
	IRELAND		579	6,411
3307410000	ODORIFEROUS PREPARATIONS WHICH OPERATE BY BURNING	X		34,686
	CHINA,PEOPLE'S REP.(MAINLAND)			12,506
	INDIA			15,900
	THAILAND			6,280
3307490000	PREPARATIONS FOR PERFUMING/DEODORIZING ROOMS	KG	137,360	316,140
	CHINA (TAIWAN)		635	2,040
	COSTA RICA		103,581	211,920
	HONG KONG		3,450	7,496
	MEXICO		14,126	51,784
	PANAMA		10,800	13,433
	SPAIN		3,763	23,494
	THAILAND		1,005	5,973
3307900000	PERFUMERY, COSMETIC OR TOILET PREPARATIONS, NESOI	X		116,086
	JAPAN			75,471
	MEXICO			33,993
	SPAIN			6,622
	SOAP, ORGANIC SURFACE-ACTIVE AGENTS, WASHING PREPARATIONS, LUBRICATING PREPARATIONS, ARTIFICIAL WAXES, PREPARED WAXES, POLISHING OR SCOURING PREPARATIONS, CANDLES AND SIMILAR ARTICLES , MODELING PASTES, DENTAL WAXES AND DENTAL PREPARATIONS WITH A BASIS OF PLASTER	TOTAL		11,381,831
3401111000	CASTILE SOAP	KG	7,884	23,481
	SPAIN		7,884	23,481
3401115000	SOAP & OTH ORGANIC SURF ACT PROD,TOILET USE,BARS	KG	1,673,174	3,032,763
	CHINA,PEOPLE'S REP.(MAINLAND)		839	2,545
	DOMINICA		299,057	630,356
	DOMINICAN REPUBLIC		48,363	67,699
	FRANCE		727	14,285
	GUATEMALA		8,888	20,604
	MEXICO		314,299	465,306
	REPUBLIC OF KOREA		191,156	245,166
	SPAIN		84,773	247,671
	SWEDEN		36,706	60,242
	THAILAND		2,960	7,130
	TRINIDAD @ TOBAGO		492,700	942,623
	TURKEY		47,412	55,232
	VENEZUELA		145,294	273,904
3401190000	SOAP & OTH ORGN SURF ACT PROD NOT TOILET USE,BARS	KG	1,427,046	784,570
	COSTA RICA		19,890	11,700
	MEXICO		270,108	204,435
	THAILAND		567	3,370
	TRINIDAD @ TOBAGO		1,136,481	565,065
3401200000	SOAP IN OTHER FORMS	KG	73,753	160,334
	BRAZIL		5,313	12,950
	DOMINICAN REPUBLIC		12,643	15,841
	FRANCE		50	4,893
	SPAIN		31,429	67,644
	SWEDEN		17,318	24,979
	VENEZUELA		7,000	34,027
3402114000	ANIONIC AROMATIC/MODIFIED AROMATIC SURFACANTS,NESO	KG	9,419	7,066
	DOMINICAN REPUBLIC		6,899	2,908
	SPAIN		2,520	4,158
3402115010	SALTS OF SULFATED ALCOHOLS	KG	83,821	147,159

TABLE - 2 IMPORTS INTO PUERTO RICO FROM FOREIGN COUNTRIES
BY COMMODITY AND COUNTRY OF ORIGIN-FISCAL YEAR 2001

COMM CODE	DESCRIPTION AND COUNTRY	UNIT	QUANTITY	VALUE - $
	GERMANY		83,821	147,159
3402115020	SALTS OF SULFATED POLYETHERS	KG	2,500	8,155
	FRANCE		2,500	8,155
3402115050	ANIONIC SURF ACT AGENTS,OTHER THAN AROMATIC,NESOI	KG	59,150	135,838
	DOMINICAN REPUBLIC		14,979	17,971
	FRANCE		4,000	8,455
	GERMANY		5,990	17,050
	MEXICO		4,070	5,942
	SPAIN		1,500	3,495
	UNITED KINGDOM OF GT BRITAIN		3,351	59,273
	VENEZUELA		25,260	23,652
3402125000	CATIONIC ORGANIC SURF ACT AGENTS,NESOI	KG	13,812	75,872
	DENMARK		1,164	59,427
	UNITED KINGDOM OF GT BRITAIN		12,648	16,445
3402131000	NONIONIC AROMATIC OR MODIFIED AROMATIC SURFACANTS	KG	191,942	194,247
	BRAZIL		123,990	115,306
	MEXICO		47,508	54,450
	UNITED KINGDOM OF GT BRITAIN		20,444	24,491
3402132010	FATTY SUBSTANCES,ANIMAL OR VEG ORIGIN,POLYETHERS	KG	3,150	4,835
	UNITED KINGDOM OF GT BRITAIN		3,150	4,835
3402132020	ESTERS AND ETHER-ESTERS OF POLYHYDRIC ALCOHOLS	KG	18,726	50,698
	GERMANY		18,726	50,698
3402132050	NONIONIC,FATTY SUBSTANCES,ANIMAL OR VEG ORG,NESOI	KG	6,400	6,912
	DOMINICAN REPUBLIC		6,400	6,912
3402135000	NONIONIC SURF ACT AGENTS,WHET OR NOT RETAIL, NESOI	KG	3,840	19,453
	DENMARK		1,200	9,700
	JAPAN		40	2,111
	MEXICO		2,200	2,442
	UNITED KINGDOM OF GT BRITAIN		400	5,200
3402191000	ORGANIC SURF ACT AGENTS,OTHER, AROMATIC	KG	5,520	35,835
	FRANCE		1,228	22,517
	SPAIN		4,292	13,318
3402195000	ORGANIC SURF ACT AGENTS, OTHER, NOT AROMATIC	KG	5,210	14,518
	MEXICO		1,039	3,993
	NORWAY		3,821	5,946
	UNITED KINGDOM OF GT BRITAIN		350	4,579
3402201000	PREP FOR RETAIL SALE,CONT AROMATIC SURF ACT AGENT	KG	3,902,979	2,896,150
	MEXICO		3,723,775	2,664,357
	NORWAY		55,475	74,671
	VENEZUELA		123,729	157,122
3402205000	PREP FOR RETAIL SALE,NOT CONT AROMATIC SURF ACT AG	KG	13,321	90,237
	CANADA		36	2,016
	DOMINICAN REPUBLIC		2,450	2,410
	FRANCE		1,860	37,336
	IRELAND		97	6,180
	MEXICO		1,043	7,457
	MONACO		54	2,514
	NORWAY		2,228	3,146
	SPAIN		5,375	13,589
	UNITED KINGDOM OF GT BRITAIN		178	15,589
3402901000	SYNTHETIC DETERGENTS	KG	189,874	400,813
	COSTA RICA		1,193	2,898
	FRANCE		1,245	4,300
	MEXICO		99,750	71,740
	NORWAY		1,439	4,691
	SWEDEN		86,247	317,184
3402903000	SURFACE-ACTIVE PREP, AROMATIC OR MODIFIED AROMATIC	KG	89,075	107,371
	DOMINICAN REPUBLIC		57,155	57,971
	MEXICO		31,920	49,400
3402905010	WASHING PREPARATIONS	KG	1,074,738	1,641,379
	GUATEMALA		89,526	72,734
	MEXICO		985,212	1,568,645
3402905030	CLEANING PREPARATIONS	KG	446,234	494,876
	CANADA		10,663	94,752
	FRANCE		2,203	5,674
	MEXICO		31,452	25,734

TABLE - 2 IMPORTS INTO PUERTO RICO FROM FOREIGN COUNTRIES
BY COMMODITY AND COUNTRY OF ORIGIN-FISCAL YEAR 2001

COMM CODE	DESCRIPTION AND COUNTRY	UNIT	QUANTITY	VALUE - $
	SPAIN		38,406	82,714
	VENEZUELA		363,510	286,002
3402905050	SURFACE-ACT PREP, NOT AROMATIC,NOT MODIFIED AROM	KG	45,677	81,273
	NORWAY		27,657	30,185
	SPAIN		17,620	49,055
	UNITED KINGDOM OF GT BRITAIN		400	2,033
3403990000	LUBRICATING PREPS,NOT CONT PETROLEUM OILS,NESOI	KG	9,518	72,716
	FRANCE		7,923	17,284
	JAPAN		1,595	55,432
3404200000	ARTIFICIAL WAXES OF POLYETHYLENE GLYCOL	KG	2,000	8,520
	GERMANY		2,000	8,520
3404901000	ARTIFICIAL WAXES OF BLEACHED BEESWAX	KG	500	2,849
	UNITED KINGDOM OF GT BRITAIN		500	2,849
3405100000	POLISHES,CREAMS,PREPARATIONS FOR FOOTWEAR ORLEATHR	X		40,258
	GUATEMALA			32,554
	SPAIN			7,704
3405900000	POLISHES AND CREAMS ETC, NESOI	X		8,661
	ITALY			5,203
	SPAIN			3,458
3406000000	CANDLES, TAPERS AND THE LIKE	KG	575,971	800,971
	ARGENTINA		4,183	14,769
	BRAZIL		22,458	29,043
	CANADA		1,422	4,891
	CHINA,PEOPLE'S REP.(MAINLAND)		254,434	277,966
	COLOMBIA		14,146	30,529
	EL SALVADOR		1,212	6,284
	FRANCE		90	2,207
	HONG KONG		2,774	9,706
	INDIA		920	2,177
	INDONESIA		250	2,113
	ITALY		9,000	13,697
	JAMAICA		48,192	74,354
	MACAO		17,415	31,276
	MEXICO		4,836	15,310
	NETHERLAND ANTIL. EXC ARUBA		62,010	91,332
	NETHERLANDS		11,983	16,588
	SPAIN		3,788	9,492
	VENEZUELA		116,858	169,237
3407002000	MODELING PASTES, PUT UP FOR CHILDREN'S AMUSEMENT	KG	12,347	28,693
	MEXICO		2,569	2,554
	SPAIN		9,778	26,139
3407004000	DENTAL IMPRESSION COMPDS, OTH PREPS FOR DENTISTRY	KG	375	5,328
	UNITED KINGDOM OF GT BRITAIN		375	5,328
	ALBUMINOIDAL SUBSTANCES;MODIFIED STARCHES; GLUES; ENZYMES	TOTAL	441,614	1,470,005
3501906000	CASEINATES AND OTHER CASEIN DERIVATIVES, NESOI	KG	907	3,000
	DOMINICAN REPUBLIC		907	3,000
3503005510	EDIBLE GELATIN	KG	600	6,365
	GERMANY		600	6,365
3505100092	MODIFIED STARCHES, NESOI	KG	870	6,920
	FRANCE		870	6,920
3505200000	GLUES BASED ON STARCHES	KG	44,367	11,979
	BRAZIL		44,367	11,979
3506105000	GLUES, FOR RETAIL SALE, NET WT <=1 KG, NESOI	KG	53,046	173,357
	BRAZIL		2,714	4,083
	CHINA (TAIWAN)		1,718	12,044
	CHINA,PEOPLE'S REP.(MAINLAND)		305	2,105
	GERMANY		3,801	26,891
	ITALY		536	5,427
	JAPAN		184	4,580
	MALAYSIA		1,216	13,836
	MEXICO		42,306	101,690
	NETHERLANDS		266	2,701
3506910000	ADHESIVES BASED ON RUBBER, FOR SALE, NET WT <=1 KG	KG	9,004	148,745

TABLE - 2 IMPORTS INTO PUERTO RICO FROM FOREIGN COUNTRIES
BY COMMODITY AND COUNTRY OF ORIGIN-FISCAL YEAR 2001

COMM CODE	DESCRIPTION AND COUNTRY	UNIT	QUANTITY	VALUE - $
	COLOMBIA		461	9,605
	JAMAICA		267	4,626
	JAPAN		3,167	116,338
	MEXICO		4,576	15,472
	VENEZUELA		533	2,704
3506990000	ADHESIVES, FOR RETAIL SALE, NET WT <=1 KG NESOI	KG	332,773	774,455
	CHINA (TAIWAN)		185	2,400
	COSTA RICA		907	3,091
	DOMINICAN REPUBLIC		194,645	548,829
	EL SALVADOR		1,750	15,986
	GERMANY		22,323	177,668
	ITALY		3,025	2,136
	SPAIN		109,938	24,345
3507907000	ENZYMES AND PREPARED ENZYMES, NESOI	KG	47	345,184
	CANADA		10	87,835
	GERMANY		3	14,949
	JAPAN		34	242,400
	EXPLOSIVES; PYROTECHNIC PRODUCTS; MATCHES; PYROPHORIC ALLOYS; CERTAIN COMBUSTIBLE PREPARATIONS	TOTAL		1,790,657
3602000030	DYNAMITE IN CARTRIDGES SUITABLE FOR BLASTING	KG	166,785	291,330
	CHILE		1,683	41,860
	COSTA RICA		58,304	70,654
	MEXICO		75,120	107,178
	SPAIN		31,678	71,638
3602000060	PREPARED EXPLOSIVES, EXC PROPELLANT POWDERS, NESOI	KG	34,810	53,650
	MEXICO		18,810	24,368
	SPAIN		16,000	29,282
3603009000	DETONATING CAPS, IGNITERS OR ELECTRIC DETONATORS	NO	28,050	76,834
	MEXICO		28,050	76,834
3605000030	MATCHES WITH NATURAL WOOD STEMS	GCN	532,656	1,368,843
	HUNGARY		10,679	37,996
	NETHERLANDS		34,374	56,840
	SPAIN		24,759	124,926
	SWEDEN		462,844	1,149,081
	PHOTOGRAPHIC OR CINEMATOGRAPHIC GOODS	TOTAL		687,866
3701200030	INSTANT PRINT FILM FOR COLOR PHOTOGRAPHY	NO	12,000	107,200
	MEXICO		12,000	107,200
3701200060	INSTANT PRINT FILM, IN THE FLAT, NESOI	NO	35,000	301,000
	NETHERLANDS		28,050	241,230
	UNITED KINGDOM OF GT BRITAIN		6,950	59,770
3702310000	OTH FILM W/O SPROCKET HOLES, NT OV 105MM,CLR PHOTO	NO	3,650	3,375
	ITALY		3,650	3,375
3702540030	35MM FLM,OV 16MM,NT OV 35MM & NT OV 30M,EXC SLIDES	NO	15,032	42,261
	CHINA,PEOPLE'S REP.(MAINLAND)		9,992	6,175
	MEXICO		5,040	36,086
3702540060	FLM CLR,OV 16MM,NT OV 35MM & NT OV 30M,EXC SLIDES	NO	550	6,775
	JAPAN		550	6,775
3703906000	PHOTO PAPER,PAPERBOARD&TEXT SENSITIZE, UNEXP,NESOI	M2	163,742	10,395
	MEXICO		163,742	10,395
3707903290	CHEM PREPARATIONS FOR PHOTOGRAPHIC USES, NESOI	KG	29,758	216,860
	CANADA		23,026	33,452
	JAPAN		3,972	161,682
	UNITED KINGDOM OF GT BRITAIN		2,760	21,726
	MISCELLANEOUS CHEMICAL PRODUCTS	TOTAL		14,780,107
3802100000	ACTIVATED CARBON	KG	38,406	130,818
	NETHERLANDS		38,406	130,818
3802905000	ANIMAL BLACK, INCLUDING SPENT ANIMAL BLACK, NESOI	KG	311,610	19,130
	ARGENTINA		43,012	3,410

TABLE - 2 IMPORTS INTO PUERTO RICO FROM FOREIGN COUNTRIES
BY COMMODITY AND COUNTRY OF ORIGIN-FISCAL YEAR 2001

COMM CODE	DESCRIPTION AND COUNTRY	UNIT	QUANTITY	VALUE - $
	VENEZUELA		268,598	15,720
3804001000	LIGNIN SULFONIC ACID AND ITS SALTS	KG	162,968	65,709
	GERMANY		162,968	65,709
3805200000	PINE OIL	KG	14,400	16,120
	CHINA,PEOPLE'S REP.(MAINLAND)		14,400	16,120
3806300000	ESTER GUMS	KG	151,560	235,263
	MEXICO		151,560	235,263
3806900000	RUN GUMS, NESOI	KG	2,400	11,595
	SPAIN		2,400	11,595
3808101000	FLY RIBBONS (RIBBON FLY CATCHERS) FOR INSECTICIDES	KG	7,703	15,561
	MALAYSIA		7,703	15,561
3808103000	INSECTICIDES CONTAINING AN INORGANIC SUBSTANCE	KG	68,138	274,881
	ITALY		68,138	274,881
3808105000	INSECTICIDES, NESOI	KG	22,155	62,966
	CHINA,PEOPLE'S REP.(MAINLAND)		18,784	55,797
	ITALY		3,371	7,169
3810100000	PICKLING PREP FOR METAL SURFACES, SOLDERING, ETC	KG	101	4,111
	COLOMBIA		101	4,111
3811115000	ANTIKNOCK PREP BASED ON LEAD COMPOUNDS, NESOI	KG	38	2,016
	CANADA		38	2,016
3811290000	ADD FOR LUB OILS, EX THOSE CON PETROL OIL ETC	KG	316,597	478,819
	BELGIUM		80,040	120,360
	ITALY		119,240	180,053
	UNITED KINGDOM OF GT BRITAIN		117,317	178,406
3811900000	ADDITIVES FOR LUBRICATING OILS, NESOI	KG	299,980	186,234
	FRANCE		6,460	15,688
	GERMANY		2,660	7,100
	ITALY		290,860	163,446
3814002000	ORG COMP SOLVENT ETC,>25% BY WGT OF >=1 ARO/MOD SB	KG	2,577	2,735
	NORWAY		2,577	2,735
3814005090	PREPARED PAINT OR VARNISH REMOVERS NESOI	KG	7,481	11,179
	NORWAY		7,481	11,179
3815110000	SUPPORT CATALYSTS, NICKEL/NICKEL COMPND ACT. SUBST	KG	14,380	285,120
	GERMANY		14,380	285,120
3815190000	SUPPORT CATALYSTS, NESOI	KG	15,104	309,693
	GERMANY		4,000	111,693
	UNITED KINGDOM OF GT BRITAIN		11,104	198,000
3816000050	REFRACTORY CEMENTS, MORTARS, EXC OF 3801, NESOI	KG	197,095	34,110
	SPAIN		197,095	34,110
3819000010	HYDRAULIC BRAKE FLUIDS	KG	70,966	86,275
	FRANCE		969	2,361
	MEXICO		54,608	51,204
	UNITED KINGDOM OF GT BRITAIN		15,389	32,710
3820000000	ANTIFREEZING PREP & PREPARED DEICING FLUIDS	KG	52,692	51,350
	TRINIDAD @ TOBAGO		52,692	51,350
3822001090	COMP DIAGNO/LAB REAG CONT ANTIGENS/ANTISERA NESOI	KG	2,424	112,962
	FRANCE		1,031	21,175
	IRELAND		1,393	91,787
3822005090	COMPOSITE DIAGNOSTIC/LABORATORY REAGENTS ETC,NESOI	KG	61,157	9,238,836
	GERMANY		827	741,880
	JAPAN		2,791	29,271
	NETHERLANDS		20	2,852
	SWITZERLAND		86	62,537
	UNITED KINGDOM OF GT BRITAIN		57,433	8,402,296
3823704000	INDUSTRL FATTY ALCOHOLS ANML/VEG FATTY SUBTC NESOI	KG	4,800	36,480
	DENMARK		4,800	36,480
3823706000	INDUSTRIAL FATTY ALCOHOLS NESOI	KG	2,869	11,491
	UNITED KINGDOM OF GT BRITAIN		2,869	11,491
3824402000	PREPRD ADDITIVE FOR CEMENT ETC, OF INORGANIC SUBST	KG	35,888	52,466
	GERMANY		17,881	26,467
	SWITZERLAND		18,007	25,999
3824405000	PREPRD ADDITIVES FOR CEMENTS, MORTARS, ETC, NESOI	KG	2,068	4,608
	COSTA RICA		2,068	4,608
3824500050	NONREFACTORY MORTARS AND CONRETES EXCEPT WET	T	1,864	205,239
	ITALY		1,588	187,689
	MEXICO		276	17,550

TABLE - 2 IMPORTS INTO PUERTO RICO FROM FOREIGN COUNTRIES
BY COMMODITY AND COUNTRY OF ORIGIN-FISCAL YEAR 2001

COMM CODE	DESCRIPTION AND COUNTRY	UNIT	QUANTITY	VALUE - $
3824790000	PERHALOGENATED ACYCLIC HYDROCARBONS W >= 2 HALOGEN	KG	9,894	11,922
	NORWAY		9,894	11,922
3824902800	MIXTURES W/>=5% BY WGT, >=1 AROM SUBST, NESOI	KG	100	2,371
	JAPAN		100	2,371
3824903900	MIXTURES OF TWO OR MORE INORGANIC COMPOUNDS	KG	43,200	21,873
	FRANCE		1,800	3,213
	MEXICO		41,400	18,660
3824904090	FATTY SUBST OF ANIMAL/VEGETABLE ORGIN MIXT, NESOI	KG	34,216	1,754,621
	ITALY		34,216	1,754,621
3824909010	MIXTURES, ACYCLIC, UNSUBT ALCH CONT C11 OR LOWER	KG	626	9,384
	JAMAICA		626	9,384
3824909050	CHEM PRODUCTS & PREP OF CHEM/ALLIED INDUSTRY,NESOI	KG	431,476	1,034,169
	AUSTRALIAN ISLANDS		6,400	632,320
	GERMANY		418,283	363,713
	NORWAY		3,013	4,608
	REPUBLIC OF KOREA		3,780	33,528
	PLASTICS AND ARTICLES THEREOF; RUBBER AND ARTICLES THEREOF	TOTAL		154,921,860
	PLASTICS AND ARTICLES THEREOF	TOTAL		113,136,803
3901100010	LINEAR LOW DENSITY POLYETHYLENE,SPEC GRAV < 0.94	KG	2,489,240	2,879,794
	MEXICO		2,460,386	2,858,388
	PANAMA		8,354	4,500
	VENEZUELA		20,500	16,906
3901100020	LOW DENSITY POLYETHYLENE,EXCEPT LINEAR,SP GR <0.94	KG	1,231,977	1,838,466
	GERMANY		1,231,977	1,838,466
3901100030	MEDIUM DENSITY POLYETHYLENE, SPEC GRAVITY <0.94	KG	1,375	2,063
	GERMANY		1,375	2,063
3901200000	POLYETHYLENE HAVING A SPEC GRAVITY OF 0.94 OR MORE	KG	124,725	150,124
	GERMANY		4,125	6,188
	MEXICO		120,600	143,936
3901306000	ETHYLENE-VINYL ACETATE COPOLYMERS, NESOI	KG	405	893
	CANADA		405	893
3902100000	POLYPROPYLENE	KG	607,679	722,697
	BELGIUM		562,319	661,428
	GERMANY		44,000	45,764
	NETHERLANDS		1,360	15,505
3902300000	PROPYLENE COPOLYMERS	KG	28,149	11,259
	AUSTRALIAN ISLANDS		3,398	2,805
	FRANCE		24,751	8,454
3902900050	POLYMERS OF PROPYLENE/OTHR OLEFINS PRIM FORM,NESOI	KG	146,542	128,257
	COLOMBIA		146,542	128,257
3903110000	POLYSTYRENE,EXPANDABLE	KG	1,316,915	1,308,604
	COLOMBIA		1,316,915	1,308,604
3903190000	POLYSTYRENE,NESOI	KG	1,943,109	2,024,807
	COLOMBIA		1,942,202	2,023,515
	DOMINICAN REPUBLIC		907	1,292
3903300000	ACRYLONITRILE-BUTADIENE-STYRENE (ABS) COPOLYMERS	KG	3,992	46,595
	CANADA		3,992	46,595
3904100000	POLYVINYL CHLORIDE,NOT MIXED WITH ANY OTH SUBSTANC	KG	847,568	951,949
	COLOMBIA		832,187	808,874
	IRELAND		15,381	143,075
3904210000	OTHER POLYMERS OF POLYVINYL CHLORIDE,NONPLASTIZED	KG	87,047	132,310
	FRANCE		87,047	132,310
3905190000	POLYMERS OF VINYL ACETATE,NOT IN AQUEOUS DISPERS	KG	1,000	880
	GERMANY		1,000	880
3905300000	POLYVINYL ALCOHOLS, W/WO UNHYDROLYZED ACETATE GRPS	KG	15,000	26,000
	GERMANY		15,000	26,000
3905911000	OTHR VINYL COPOLYMRS,PRIM FM,CONT>=50% DER VNYL AC	KG	45	843
	SWITZERLAND		45	843
3906100000	POLYMETHYL METHACRYLATE	KG	13,500	83,719
	GERMANY		13,500	83,719
3906902000	PLASTIC ACRYLIC POLYMERS IN PRIMARY FORMS	KG	61,459	64,473
	ARGENTINA		60,813	62,565

TABLE - 2 IMPORTS INTO PUERTO RICO FROM FOREIGN COUNTRIES
BY COMMODITY AND COUNTRY OF ORIGIN-FISCAL YEAR 2001

COMM CODE	DESCRIPTION AND COUNTRY	UNIT	QUANTITY	VALUE - $
	SPAIN		646	1,908
3906905000	OTHER ACRYLIC POLYMERS IN PRIMARY FORMS,NESOI	KG	158,447	1,205,475
	GERMANY		143,185	1,154,383
	MEXICO		6,350	12,495
	NETHERLANDS		6,899	20,257
	SPAIN		1,363	1,803
	UNITED KINGDOM OF GT BRITAIN		650	16,537
3907100000	POLYACETALS	KG	158,544	498,698
	BELGIUM		104,544	342,098
	NETHERLANDS		54,000	156,600
3907200000	OTHER POLYETHERS	KG	23,667	59,942
	BELGIUM		200	605
	COSTA RICA		2,286	19,000
	GERMANY		21,062	30,865
	ITALY		72	5,968
	PANAMA		47	3,504
3907300000	EPOXIDE RESINS	KG	15,250	49,082
	DOMINICAN REPUBLIC		14,333	30,555
	ITALY		72	300
	UNITED KINGDOM OF GT BRITAIN		845	18,227
3907500000	ALKYD RESINS	KG	768,852	705,171
	CANADA		16,264	10,849
	DOMINICAN REPUBLIC		743,401	667,951
	MEXICO		5,114	10,062
	SPAIN		4,073	16,309
3907600010	POLYETHYLENE TEREPHTHALATE,BOTTLE GRADE RESINS	KG	2,495,976	3,029,685
	DOMINICAN REPUBLIC		8,663	7,103
	GERMANY		7,145	7,333
	MEXICO		2,480,168	3,015,249
3907600050	POLYETHYLENE TEREPHTHALATE,NESOI	KG	7,417,341	7,998,840
	DOMINICAN REPUBLIC		278,450	247,396
	GERMANY		430	1,076
	INDONESIA		40,000	42,800
	ITALY		800,000	764,279
	MEXICO		5,018,461	5,862,256
	REPUBLIC OF KOREA		1,040,000	832,553
	THAILAND		40,000	36,800
	UNITED KINGDOM OF GT BRITAIN		200,000	211,680
3907914000	UNSATURATED ALLYL RESINS, NESOI	KG	869	1,746
	MEXICO		869	1,746
3907915000	UNSATURATED POLYESTERS, NESOI	KG	4,538	8,928
	MEXICO		4,538	8,928
3907990010	POLYBUTYLENE TEREPHTHLATE	KG	450	8,055
	CANADA		450	8,055
3907990050	OTHER POLYESTERS,NESOI	KG	10,828	15,868
	MEXICO		10,828	15,868
3908100000	POLYAMIDE-6,-11,-12,-6,6,-6,9,-6,10 OR -6,12	KG	26,962	98,891
	GERMANY		2,500	11,205
	REPUBLIC OF KOREA		24,462	87,686
3908907000	OTHER POLYAMIDES IN PRIMARY FORMS	KG	10,739	16,052
	COSTA RICA		10,392	14,880
	SPAIN		347	1,172
3909100000	UREA RESINS,THIOUREA RESINS	KG	303,555	388,001
	ITALY		19,586	43,975
	MEXICO		95,869	163,938
	SPAIN		188,100	180,088
3909300000	OTHER AMINO-RESINS	KG	198	960
	SPAIN		198	960
3909400000	PHENOLIC RESINS	KG	17,473	41,452
	BELGIUM		8,473	30,658
	ITALY		9,000	10,794
3909502000	POLYURETHANES,CEMENTS	KG	14	283
	GERMANY		14	283
3909505000	POLYURETHANES,IN PRIMARY FORMS,NESOI	KG	25,247	73,397
	DOMINICAN REPUBLIC		6,886	12,071
	IRELAND		667	13,674

TABLE - 2 IMPORTS INTO PUERTO RICO FROM FOREIGN COUNTRIES
BY COMMODITY AND COUNTRY OF ORIGIN-FISCAL YEAR 2001

COMM CODE	DESCRIPTION AND COUNTRY	UNIT	QUANTITY	VALUE - $
	SPAIN		6,278	15,114
	UNITED KINGDOM OF GT BRITAIN		11,416	32,538
3910000000	SILICONES IN PRIMARY FORMS	KG	21,435	74,236
	BELGIUM		167	2,190
	BRAZIL		6,425	21,450
	CANADA		719	21,756
	ITALY		542	8,824
	MEXICO		13,582	20,016
3911100000	PETROLEUM RESINS,COUMARONE RESINS,ETC,POLYTERPENES	KG	16,000	16,355
	BRAZIL		16,000	16,355
3911904500	POLYSULFIDES,POLYSULFONES,ETC,AROM MONO,THERMOSETT	KG	20,309	8,955
	CANADA		20,309	8,955
3911909010	POLYSULFIDES,POLYSULFONES,ETC,NESOI,THERMOPLASTIC	KG	5,800	22,258
	MEXICO		5,800	22,258
3912120000	CELLULOSE ACETATES,PLASTICIZED	KG	12,149	53,070
	GERMANY		12,149	53,070
3912200000	CELLULOSE NITRATES (INCLUDING COLLODIONS)	KG	16,883	34,861
	GERMANY		6,003	15,618
	UNITED KINGDOM OF GT BRITAIN		10,880	19,243
3912310000	CARBOXYMETHYLCELLULOSE AND ITS SALTS	KG	45,213	139,598
	JAPAN		100	3,797
	NETHERLANDS		45,113	135,801
3912390000	CELLULOSE ETHERS,NESOI	KG	733,097	5,920,260
	JAPAN		402,387	4,336,851
	SWEDEN		311,960	1,377,159
	UNITED KINGDOM OF GT BRITAIN		18,750	206,250
3912900000	CELLULOSE & ITS CHEMICAL DERIV,PRIMARY FORMS,NESOI	KG	650,618	5,181,576
	FRANCE		1,050	64,822
	IRELAND		503,143	2,397,062
	ITALY		175	5,305
	JAPAN		93,750	2,490,029
	NETHERLANDS		52,500	224,358
3913100000	ALGINIC ACID,ITS SALTS AND ESTERS	KG	10,200	224,910
	UNITED KINGDOM OF GT BRITAIN		10,200	224,910
3913902050	POLUSACCHARIDES & DERV, CELLULOSE/GRANULAR, NESOI	KG	120	13,508
	SWEDEN		120	13,508
3913905000	NATURAL POLYMERS & MODIF NAT POLYMRS,PRIM FM,NESOI	KG	1,088	9,190
	AUSTRIA		1,088	9,190
3914006000	ION-EXCHAN,BASD ON POLYMRS OF 3901-3913,PRI FM,NES	KG	1,008	34,272
	UNITED KINGDOM OF GT BRITAIN		1,008	34,272
3915900090	OTHER PLASTICS OTHER THAN PET PLASTICS	KG	45,556	33,770
	NETHERLANDS		45,556	33,770
3916100000	RODS,STICKS & PROFILE SHAPE,OF POLYMRS OF ETHYLENE	KG	6,452	483,097
	UNITED KINGDOM OF GT BRITAIN		6,452	483,097
3916200010	SIDING FOR HOUSE OR BUILDING EXTERIOR	KG	39,146	109,940
	SPAIN		39,146	109,940
3916200090	RODS,STICKS & PROFILE SHP,POLYMR VIN CHLORID,NESOI	KG	12,500	18,750
	EL SALVADOR		12,500	18,750
3916903000	MONOFILAMENT,CROSS-SEC DIMEN EXCEEDS 1MM	M	171,176	4,970
	CHINA (TAIWAN)		171,176	4,970
3916905000	RODS,STICKS & PROFILE SHAPES,ETC,OF PLAST,NESOI	KG	79,511	201,175
	CHINA (TAIWAN)		79,511	201,175
3917210000	TUBES,PIPES & HOSES,RIGID,OF POLYMRS OF ETHYLENE	KG	470	1,463
	COSTA RICA		120	995
	GERMANY		350	468
3917220000	TUBES,PIPES & HOSES,RIGID,OF POLYMERS OF PROPYLENE	KG	227,201	284,420
	DOMINICAN REPUBLIC		227,201	284,420
3917230000	TUBES,PIPES & HOSES,RIGID,OF POLYM OF VINYL CHLORI	KG	1,523,163	1,785,550
	COLOMBIA		65,830	82,466
	DOMINICAN REPUBLIC		1,042,907	1,254,039
	EL SALVADOR		414,426	449,045
3917290090	TUBES, PIPES & HOSES, RIGID, OF PLASTIC, NESOI	KG	4,826	40,298
	CANADA		2,524	14,827
	CHINA (TAIWAN)		2,300	25,182
	GERMANY		2	289
3917310000	FLEXIBLE TUBES,PIPES & HOSE,MIN BURST PRES 2>.6MPA	KG	57,761	79,838

TABLE - 2 IMPORTS INTO PUERTO RICO FROM FOREIGN COUNTRIES
BY COMMODITY AND COUNTRY OF ORIGIN-FISCAL YEAR 2001

COMM CODE	DESCRIPTION AND COUNTRY	UNIT	QUANTITY	VALUE - $
	CHINA (TAIWAN)		106	638
	DOMINICAN REPUBLIC		34,979	34,711
	INDONESIA		14,835	5,171
	MEXICO		312	3,867
	UNITED KINGDOM OF GT BRITAIN		7,529	35,451
3917326010	TUBES,PIPES & HOSES,NOT RIGID,NOT REIN,NO FIT,PVC	KG	19,469	136,878
	BELGIUM		100	3,512
	DOMINICAN REPUBLIC		18,328	118,638
	FRANCE		107	328
	MALAYSIA		934	14,400
3917326020	TUBES,PIPE & HOSE,NOT RIGD,NOT REIN,NO FIT,POLYETH	KG	34,740	66,344
	MEXICO		34,740	66,344
3917326050	TUBES,PIPES & HOSE,NOT RIGID,NOT REIN,NO FIT,NESOI	KG	112,557	672,601
	CHINA (TAIWAN)		1,549	7,783
	CHINA,PEOPLE'S REP.(MAINLAND)		873	2,778
	MEXICO		65,854	139,950
	VENEZUELA		44,281	522,090
3917330000	TUBES,PIPES & HOSES,NOT RIGID,NOT REINF,WITH FIT	KG	16,090	68,008
	ISRAEL		16,090	68,008
3917390020	TUBES,PIPE & HOSE,NOT RIGD,NOT REIN W METAL,OF PVC	KG	21,246	23,709
	BRAZIL		242	1,591
	CHINA (TAIWAN)		600	1,268
	COSTA RICA		465	452
	DOMINICAN REPUBLIC		19,939	20,398
3917390050	TUBES,PIPE & HOSE,NOT RIGID,NOT REIN W METAL,NESOI	KG	42,946	160,877
	CHINA (TAIWAN)		2,562	13,413
	CHINA,PEOPLE'S REP.(MAINLAND)		18,548	87,698
	ITALY		15	636
	JAPAN		18	343
	MEXICO		21,405	52,021
	UNITED KINGDOM OF GT BRITAIN		46	1,364
	VENEZUELA		352	5,402
3917400010	FITTINGS FOR VEHICLE BRAKE HOSES	KG	815	3,290
	CHINA (TAIWAN)		815	3,290
3917400090	OTHER FITTINGS FOR TUBES,PIPES & HOSES,OF PLASTIC	KG	218,049	666,522
	BRAZIL		33,650	106,708
	CHINA (TAIWAN)		41,604	152,050
	CHINA,PEOPLE'S REP.(MAINLAND)		12,684	41,408
	COLOMBIA		103,217	228,398
	DOMINICAN REPUBLIC		11,588	11,336
	GERMANY		106	361
	MEXICO		4,879	83,280
	TRINIDAD @ TOBAGO		6,359	19,270
	VENEZUELA		3,962	23,711
3918101000	VINYL TILE	M2	790,619	915,625
	CHINA (TAIWAN)		242,180	100,967
	CHINA,PEOPLE'S REP.(MAINLAND)		481,687	314,540
	FINLAND		13,381	228,850
	MEXICO		36,187	221,588
	REPUBLIC OF KOREA		15,840	26,160
	VENEZUELA		1,344	23,520
3918102000	FLOOR COVERINGS OF POLYMRS OF VINYL CHLORIDE,NESOI	M2	6,096	33,435
	BELGIUM		1,927	2,405
	GERMANY		282	1,851
	MEXICO		200	320
	SPAIN		3,687	28,859
3918901000	FLOOR COVERINGS OF OTHER PLASTICS	M2	17,133	37,337
	BELGIUM		107	2,019
	ITALY		17,000	29,327
	SPAIN		4	5,334
	SWEDEN		22	657
3918905000	WALL OR CEILING COVERINGS,OF OTHER PLASTICS,NESOI	M2	8,000	16,006
	INDIA		8,000	16,006
3919101050	TAPE,IN ROLLS NT EXCD 20 CM W, LGHT-REFLECT, NESOI	KG	756	2,396
	GERMANY		756	2,396
3919102010	FILAMENT REINFORCED TAPE,IN ROLLS <=20 CM WIDE	M2	67,115	33,603

TABLE - 2 IMPORTS INTO PUERTO RICO FROM FOREIGN COUNTRIES
BY COMMODITY AND COUNTRY OF ORIGIN-FISCAL YEAR 2001

COMM CODE	DESCRIPTION AND COUNTRY	UNIT	QUANTITY	VALUE - $
	CANADA		63,937	26,363
	DOMINICAN REPUBLIC		3,178	7,240
3919102020	ELECTRICAL TAPE,IN ROLLS NOT EXCEEDING 20 CM WIDE	M2	47,648	21,069
	CHINA (TAIWAN)		38,804	18,299
	CHINA,PEOPLE'S REP.(MAINLAND)		8,700	679
	SPAIN		140	304
	SWEDEN		4	1,787
3919102030	TRANSPARENT TAPE, NOT EXCEEDING 5CM IN WIDTH	M2	104,992	36,314
	CANADA		63,273	8,974
	CHINA (TAIWAN)		7,200	3,456
	CHINA,PEOPLE'S REP.(MAINLAND)		34,272	22,244
	ISRAEL		247	1,640
3919102040	TRANSPARENT TAPE NOT EXCEEDING 55M, NESOI	M2	366,696	118,404
	CANADA		50,430	101,844
	CHINA,PEOPLE'S REP.(MAINLAND)		316,266	16,560
3919102055	SELF ADHS PLT IN ROLLS NOT EXCD 20 CM WIDE, NESOI	M2	3,156,617	313,456
	BELGIUM		12,691	20,596
	BRAZIL		212,663	21,902
	CANADA		1,647,838	70,559
	CHINA (TAIWAN)		514,756	50,592
	CHINA,PEOPLE'S REP.(MAINLAND)		682,269	11,927
	COLOMBIA		11,075	30,946
	COSTA RICA		3,229	14,613
	DOMINICAN REPUBLIC		3	779
	HONG KONG		5,032	2,545
	ITALY		28,971	30,426
	SINGAPORE		38,090	58,571
3919901000	SELF-ADHES PLATES,SHEET,ETC,LIGHT REFL,GLASS GRAIN	KG	5,795	18,842
	UNITED KINGDOM OF GT BRITAIN		5,795	18,842
3919905020	FILAMENT REINFORCED TAPE, EXCEEDING 20 CM	M2	153,012	32,195
	BELGIUM		1,056	11,667
	CHINA (TAIWAN)		151,956	20,528
3919905030	ELECTRICAL TAPE, EXCEEDING 20 CM	M2	15,981	9,706
	CHINA (TAIWAN)		15,693	6,555
	CHINA,PEOPLE'S REP.(MAINLAND)		288	3,151
3919905040	TRANSPARENT TAPE, EXCEEDING 20 CM	M2	434,656	105,173
	BELGIUM		11,687	46,872
	CHINA (TAIWAN)		409,852	45,850
	CHINA,PEOPLE'S REP.(MAINLAND)		10,778	3,752
	MEXICO		259	5,571
	SINGAPORE		2,080	3,128
3919905060	SELF ADH PLATES,SHEETS, FILMMETS, OF PLASTIC,NESOI	M2	77,477	261,279
	CANADA		20,480	9,127
	CHINA (TAIWAN)		38,988	59,661
	CHINA,PEOPLE'S REP.(MAINLAND)		2,037	34,562
	COLOMBIA		3,127	56,415
	DOMINICAN REPUBLIC		54	268
	IRELAND		557	10,078
	ITALY		10	1,097
	JAPAN		4,480	59,197
	MEXICO		2,377	21,502
	SINGAPORE		5,365	9,072
	SWEDEN		2	300
3920100000	PLATES,SHEETS,ETC,NONCELL, NOT REINF,POLM ETHYLENE	KG	264,621	2,324,611
	CANADA		10,681	21,202
	CHINA (TAIWAN)		24,572	34,486
	CHINA,PEOPLE'S REP.(MAINLAND)		27,499	24,864
	COSTA RICA		1,888	4,194
	DENMARK		12,941	25,445
	ISRAEL		1,223	5,544
	ITALY		26,720	154,688
	THAILAND		580	1,488
	UNITED KINGDOM OF GT BRITAIN		158,517	2,052,700
3920200000	PLATES,SHEETS,ETC,NONCELL, NOT REIN,POLM PROPYLENE	KG	96,128	336,409
	CHINA,PEOPLE'S REP.(MAINLAND)		6,460	13,835
	DENMARK		720	2,382

TABLE - 2 IMPORTS INTO PUERTO RICO FROM FOREIGN COUNTRIES
BY COMMODITY AND COUNTRY OF ORIGIN-FISCAL YEAR 2001

COMM CODE	DESCRIPTION AND COUNTRY	UNIT	QUANTITY	VALUE - $
	GERMANY		48,122	120,242
	ITALY		8,624	60,507
	JAPAN		519	6,036
	MEXICO		6,521	65,747
	PERU		3,981	21,803
	REPUBLIC OF KOREA		4,232	25,468
	SPAIN		16,949	20,389
3920300000	PLATES,SHEETS,ETC, NONCELL,NOT REIN,POLYM STYRENE	KG	16,109	31,055
	AUSTRIA		157	427
	DOMINICAN REPUBLIC		15,952	30,628
3920410000	PLATES,SHEETS,ETC,NONCELL,NT REIN,POLM VY CHL,RIGD	KG	54,834	155,182
	COLOMBIA		133	1,408
	GERMANY		43,533	118,147
	MALAYSIA		11,168	35,627
3920421000	PLATES,ETC,NONCELL,N REIN,POLM VY CHL,FL,IM PT LEA	M2	7,998	15,941
	UNITED KINGDOM OF GT BRITAIN		7,998	15,941
3920425000	PLATES,SHEETS,NONCELL,N REIN,POLM VY CHL,FLX,NESOI	KG	247,402	433,760
	BELGIUM		117	2,161
	CHINA (TAIWAN)		145,312	184,651
	CHINA,PEOPLE'S REP.(MAINLAND)		33,719	38,741
	DOMINICAN REPUBLIC		1,698	19,077
	FRANCE		25,660	43,131
	GERMANY		1,084	2,280
	ISRAEL		8,729	63,176
	ITALY		2,412	10,309
	REPUBLIC OF KOREA		5,473	21,003
	VENEZUELA		23,198	49,231
3920515000	PLATES,ETC,NONCEL,N REIN,PLYMETHYL METHACRYLAT,NES	KG	21,484	90,595
	DOMINICAN REPUBLIC		20,519	53,901
	UNITED KINGDOM OF GT BRITAIN		965	36,694
3920598000	PLATES,ETC,NONCEL,N REIN,OF OTH ACRYLIC POLYM,NESO	KG	32,473	93,323
	BELGIUM		1,031	8,842
	CHINA (TAIWAN)		961	5,535
	DOMINICAN REPUBLIC		28,206	68,622
	ECUADOR		1,984	5,393
	IRELAND		160	1,891
	ITALY		131	3,040
3920610000	PLATES,ETC,NONCEL,N REIN,OF POLYCARBONATES	KG	18,162	83,147
	ITALY		14,920	63,082
	NETHERLANDS		3,242	20,065
3920620000	PLATES,ETC,NONCEL,N REIN,POLYETHYLENE TEREPHTHLATE	KG	11,835	107,603
	GERMANY		4,846	103,793
	UNITED KINGDOM OF GT BRITAIN		6,989	3,810
3920631000	PLATES,ETC,NONCEL,N REIN,OF UNSAT POLYESTERS,FLEX	KG	13,250	24,248
	MEXICO		13,250	24,248
3920632000	PLATES,ETC,NONCEL,N REIN,OF UNSAT POLYESTERS,NESOI	KG	825	7,074
	BELGIUM		825	7,074
3920720000	PLATES,ETC,NONCEL,N REIN,OF CELLULO OR DER,VLC FBR	KG	1,365	6,840
	CHINA (TAIWAN)		1,099	4,634
	MEXICO		266	2,206
3920730000	PLATES,ETC,NONCEL,N REIN,OF CELLULOSE ACETATE	KG	34,193	435,308
	GERMANY		33,293	434,660
	ITALY		900	648
3920795000	PLATES,ETC,NONCEL,N REIN,OF OTH CELLULOS DER,NESOI	KG	447	41,210
	GERMANY		447	41,210
3920940000	PLATES,ETC,NONCEL, N REIN, OF PHENOLIC RESIN	KG	2,418	17,897
	COLOMBIA		2,418	17,897
3920991000	FILM,STRIP,SHEETS,NONCEL,OTH PL,FLX,<.152MM,NT ROL	KG	2,451	14,499
	REPUBLIC OF KOREA		2,451	14,499
3920992000	FILM,STRIP & SHEETS,NONCEL,N REIN,OTH PL,FLX,NESOI	KG	32,197	247,323
	FRANCE		15,251	35,302
	GERMANY		28	26,563
	JAPAN		8,639	99,871
	NETHERLANDS		243	300
	PERU		1,088	5,921
	REPUBLIC OF KOREA		448	2,649

TABLE - 2 IMPORTS INTO PUERTO RICO FROM FOREIGN COUNTRIES
BY COMMODITY AND COUNTRY OF ORIGIN-FISCAL YEAR 2001

COMM CODE	DESCRIPTION AND COUNTRY	UNIT	QUANTITY	VALUE - $
	UNITED KINGDOM OF GT BRITAIN		6,013	71,843
	VENEZUELA		487	4,874
3920995000	PLATES,FOIL,NONCEL,N REIN,OF OTHER PLASTICS,NESOI	KG	202,276	468,561
	CHINA,PEOPLE'S REP.(MAINLAND)		599	2,125
	COSTA RICA		185,829	369,247
	GERMANY		4,519	28,606
	ISRAEL		10,529	63,871
	ITALY		800	4,712
3921110000	PLATES,SHEETS,FILM,FOIL,STRIP,CELL,PLYM OF STYRENE	KG	2,444	33,900
	CHINA,PEOPLE'S REP.(MAINLAND)		149	1,512
	ITALY		2,295	32,388
3921121100	PLATES,ETC,CELL,PLM VY CHLO,M-M FB PRD,>70% WT PLS	M2	692,313	28,741
	ISRAEL		692,313	28,741
3921121950	PLATES,ETC,CELL,PLM VY CHLO,COMB W TEXT MAT,NESOI	M2	56,892	132,358
	COLOMBIA		29,658	77,173
	DOMINICAN REPUBLIC		27,234	55,185
3921125000	PLATES,SHEETS,ETC,CELL,PLYM OF VINYL CHLORID,NESOI	KG	444,894	1,289,104
	CHINA (TAIWAN)		5,621	10,288
	ITALY		132,234	186,297
	MEXICO		300,781	1,069,337
	UNITED KINGDOM OF GT BRITAIN		6,258	23,182
3921131100	PLATES,ETC,CELL,POLYURETHAN,M-M FB PRED >70% WT PL	M2	57,394	847,442
	UNITED KINGDOM OF GT BRITAIN		57,394	847,442
3921135000	PLATES,SHEETS,FILM,ETC,CELL,OF POLYURETHANE,NESOI	KG	26,976	89,714
	CHINA,PEOPLE'S REP.(MAINLAND)		25,732	83,338
	FRANCE		477	5,542
	PANAMA		767	834
3921190000	PLATES,SHEETS,FILM,FOIL & STRIP,CELL,OF OTH PLAST	KG	58,118	2,851,266
	CHINA (TAIWAN)		114	1,063
	CHINA,PEOPLE'S REP.(MAINLAND)		69	815
	COLOMBIA		288	4,515
	FRANCE		2,826	49,278
	GERMANY		46	564
	IRELAND		452	102,804
	ITALY		4,131	26,395
	JAPAN		686	62,585
	MEXICO		1,904	20,972
	PERU		1,142	10,879
	UNITED KINGDOM OF GT BRITAIN		46,460	2,571,396
3921901100	PLATES,ETC,PLS,EX CEL,TEXT <=1.492KG/M2,M-M>70%PLS	M2	9,616	24,879
	BRAZIL		9,616	24,879
3921904010	PLATES, SHEETS, ETC, REINFORCED W/ PAPER FLEXIBLE	KG	10,351	21,527
	BRAZIL		10,351	21,527
3921904025	POLYETH TEREPH FILM,ROLLS,COATD,FOR THERM TRN RIBN	KG	46,118	92,179
	ITALY		3,318	33,257
	SPAIN		42,800	58,922
3921904090	PLATES,SHEETS,ETC,PLAS,EX CELL,FLEXIBLE,NESOI	KG	449,019	1,074,169
	CHINA,PEOPLE'S REP.(MAINLAND)		19,091	45,055
	COSTA RICA		2,289	3,831
	FRANCE		90	2,340
	ISRAEL		16,495	110,282
	MEXICO		13,939	18,297
	PORTUGAL		33,475	66,204
	UNITED KINGDOM OF GT BRITAIN		1,023	14,043
	VENEZUELA		362,617	814,117
3921905010	HIGH PRESSURE PAPER REINFORCD DECORATIVE LAMINATES	M2	1,115,198	3,591,378
	ARGENTINA		60,200	264,773
	BRAZIL		479,918	1,165,856
	COLOMBIA		412,193	1,184,915
	DOMINICAN REPUBLIC		48,419	563,740
	HONDURAS		5,691	12,210
	INDIA		5,200	23,402
	ISRAEL		2,027	26,026
	ITALY		16,697	112,174
	PORTUGAL		83,588	197,754
	SYRIA		1,265	40,528

TABLE - 2 IMPORTS INTO PUERTO RICO FROM FOREIGN COUNTRIES
BY COMMODITY AND COUNTRY OF ORIGIN-FISCAL YEAR 2001

COMM CODE	DESCRIPTION AND COUNTRY	UNIT	QUANTITY	VALUE - $
3921905050	PLATES,SHEETS,ETC,PLAS,EX CELL,EX FLEX,NESOI	M2	108,849	335,326
	ARGENTINA		7,011	20,571
	AUSTRALIAN ISLANDS		107	6,433
	BRAZIL		39,063	134,384
	CANADA		570	27,537
	CHINA (TAIWAN)		30,378	26,967
	DOMINICAN REPUBLIC		4,120	45,892
	GERMANY		38	1,139
	INDIA		14,493	43,340
	PORTUGAL		13,069	29,063
3922100000	BATHS,SHOWER BATHS & WASHBASINS,OF PLASTIC	X		265,570
	BRAZIL			145,212
	CANADA			51,795
	CHINA (TAIWAN)			30,311
	CHINA,PEOPLE'S REP.(MAINLAND)			567
	ITALY			6,686
	MEXICO			4,808
	SPAIN			20,267
	THAILAND			1,800
	VENEZUELA			4,124
3922200000	LAVATORY SEATS & COVER,OF PLASTIC	NO	115,376	333,184
	BRAZIL		1,500	2,730
	CHILE		8,500	25,500
	CHINA (TAIWAN)		14	450
	CHINA,PEOPLE'S REP.(MAINLAND)		74,556	173,595
	COLOMBIA		300	1,203
	DOMINICAN REPUBLIC		485	5,487
	ECUADOR		1,164	5,081
	MEXICO		1,631	6,524
	PERU		3,948	11,844
	REPUBLIC OF KOREA		500	2,440
	VENEZUELA		22,778	98,330
3922900000	BIDETS,LAVATORY PANS,SIMILR SANITARY WARE,PLASTIC	X		384,832
	BELGIUM			1,800
	BRAZIL			14,040
	CHINA (TAIWAN)			26,437
	CHINA,PEOPLE'S REP.(MAINLAND)			37,417
	COLOMBIA			8,640
	DOMINICAN REPUBLIC			300
	ITALY			3,829
	MEXICO			44,175
	SPAIN			560
	VENEZUELA			247,634
3923100000	BOXES,CASES,CRATES & SIMILAR ARTICLES,OF PLASTIC	X		980,902
	AUSTRIA			6,906
	CANADA			48,862
	CHILE			1,160
	CHINA (TAIWAN)			19,762
	CHINA,PEOPLE'S REP.(MAINLAND)			113,612
	COLOMBIA			13,950
	DOMINICAN REPUBLIC			406,115
	ECUADOR			4,941
	FRANCE			19,393
	GERMANY			41,741
	HONG KONG			57,107
	INDIA			11,553
	IRELAND			33,147
	ISRAEL			14,664
	ITALY			32,238
	MEXICO			735
	PANAMA			1,045
	PERU			10,361
	SPAIN			2,539
	THAILAND			6,778
	UNITED KINGDOM OF GT BRITAIN			73,480
	VENEZUELA			60,813

TABLE - 2 IMPORTS INTO PUERTO RICO FROM FOREIGN COUNTRIES
BY COMMODITY AND COUNTRY OF ORIGIN-FISCAL YEAR 2001

COMM CODE	DESCRIPTION AND COUNTRY	UNIT	QUANTITY	VALUE - $
3923210011	RECL SACKS & BAGS OF ETHYLENE WITH NO SIDE >= 75MM	THS	1	727
	FRANCE		1	727
3923210019	RECL SACK&BAGS POLYM OF ETHYLENE W EXTD CLS, NESOI	THS	188	11,173
	CHINA (TAIWAN)		10	6,900
	PANAMA		178	4,273
3923210090	SACKS&BAGS OF POLYMERS OF ETHYLENE EXC RECL, NESOI	THS	797,429	2,503,082
	CANADA		49	1,884
	CHINA (TAIWAN)		540	4,941
	CHINA,PEOPLE'S REP.(MAINLAND)		373,730	1,049,877
	COLOMBIA		17	3,022
	COSTA RICA		42,206	123,645
	DOMINICAN REPUBLIC		1,479	8,941
	ECUADOR		69	4,288
	GERMANY		364	88,648
	HONDURAS		235,207	402,544
	HONG KONG		2,547	66,880
	IRELAND		18	23,711
	MALAYSIA		120,599	553,037
	MEXICO		1,073	81,986
	PANAMA		365	12,545
	PERU		2	276
	UNITED KINGDOM OF GT BRITAIN		975	11,982
	VENEZUELA		18,189	64,875
3923290000	SACKS & BAGS(INCLUDING CONES) OF OTHER PLASTICS	KG	4,106,851	7,804,982
	BELGIUM		1,886	16,734
	CANADA		2,708	14,567
	CHINA (TAIWAN)		8,715	46,113
	CHINA,PEOPLE'S REP.(MAINLAND)		481,458	656,303
	COLOMBIA		45,491	218,214
	COSTA RICA		1,829,259	3,307,077
	DOMINICAN REPUBLIC		1,311,099	2,199,929
	EL SALVADOR		76	342
	FRANCE		19,404	154,663
	GERMANY		440	16,317
	HONDURAS		219,271	369,664
	HONG KONG		61,869	188,054
	INDIA		6,822	9,672
	ITALY		5	298
	JAMAICA		3,294	1,820
	JAPAN		23,179	410,981
	MEXICO		41	1,275
	NETHERLAND ANTIL. EXC ARUBA		14	460
	NETHERLANDS		4,500	31,890
	PANAMA		3,842	9,870
	PERU		5	337
	SPAIN		19,525	33,557
	UNITED KINGDOM OF GT BRITAIN		2,022	5,146
	VENEZUELA		61,926	111,699
3923300010	CARBOYS, BOTTLE, ETC. OF CAPACITY NOT >= 50 ml	THS	1,316,557	827,071
	BRAZIL		2	563
	CHINA,PEOPLE'S REP.(MAINLAND)		1,078	21,065
	DOMINICAN REPUBLIC		265	28,582
	GERMANY		4,925	555,376
	IRELAND		6	1,170
	ITALY		2,641	31,931
	JAPAN		100	26,901
	MEXICO		9,222	36,326
	SPAIN		72	2,115
	VENEZUELA		1,298,246	123,042
3923300090	CARBOYS, BOTTLE, FLASKS & SIMILAR ARTICLES, NESOI	X		3,669,863
	BARBADOS			1,905
	BELGIUM			311,008
	CANADA			27,914
	CHINA (TAIWAN)			4,401
	CHINA,PEOPLE'S REP.(MAINLAND)			11,419
	COLOMBIA			2,521

TABLE - 2 IMPORTS INTO PUERTO RICO FROM FOREIGN COUNTRIES
BY COMMODITY AND COUNTRY OF ORIGIN-FISCAL YEAR 2001

COMM CODE	DESCRIPTION AND COUNTRY	UNIT	QUANTITY	VALUE - $
	COSTA RICA			46,383
	DOMINICAN REPUBLIC			1,225,345
	FRANCE			3,625
	GERMANY			132,766
	GUATEMALA			70,962
	HONG KONG			22,911
	INDIA			1,708
	IRELAND			4,301
	JAMAICA			28,386
	JAPAN			345,400
	MEXICO			1,040,664
	NETHERLANDS			111,791
	PANAMA			48,528
	SPAIN			684
	SWITZERLAND			148,356
	UNITED KINGDOM OF GT BRITAIN			30,731
	VENEZUELA			48,154
3923400050	SPOOLS,COPS,BOBBINS & SIMILAR SUPPORTS,PLAST,NESOI	X		464,904
	CANADA			430,237
	GERMANY			966
	VENEZUELA			33,701
3923500000	STOPPERS,LIDS,CAPS,& OTHER CLOSURES,OF PLASTIC	X		5,366,359
	AUSTRIA			1,350
	BELGIUM			36,319
	BRAZIL			64,906
	CANADA			30,077
	CHINA (TAIWAN)			6,131
	CHINA,PEOPLE'S REP.(MAINLAND)			162,028
	COLOMBIA			10,166
	COSTA RICA			78,579
	CZECH REPUBLIC			372
	DOMINICAN REPUBLIC			111,069
	FRANCE			653,385
	GERMANY			290,775
	GUATEMALA			5,144
	HONG KONG			2,819
	IRELAND			60,957
	ITALY			1,945,962
	JAMAICA			1,980
	JAPAN			75,293
	MEXICO			294,433
	NETHERLANDS			204,952
	PANAMA			66,451
	REPUBLIC OF KOREA			1,240
	SPAIN			533,945
	SWEDEN			7,405
	SWITZERLAND			77,236
	UNITED KINGDOM OF GT BRITAIN			442,885
	VENEZUELA			200,500
3923900012	PLASTIC BUCKETS & PAILS, WITH CAPACITY <11.36 LTRS	NO	6,024	3,298
	ARGENTINA		4,032	2,320
	PANAMA		1,992	978
3923900014	PLAST BUCKETS & PAILS, W/CAP >=11.36 & <22.71 LTRS	NO	19,296	25,199
	CHINA,PEOPLE'S REP.(MAINLAND)		110	1,656
	DOMINICAN REPUBLIC		74	1,116
	INDIA		9,576	3,830
	ISRAEL		828	642
	MEXICO		2,288	4,473
	SPAIN		2,916	7,844
	THAILAND		3,504	5,638
3923900016	PLASTIC BUCKETS & PAILS, W/CAP 22.71 LTRS OR MORE	NO	5,931	24,559
	CHINA (TAIWAN)		3,546	11,335
	DOMINICAN REPUBLIC		2,385	13,224
3923900080	ART FOR CONVEYING OR PACKING OF GOODS,PLAST,NESOI	X		540,829
	BELGIUM			12,630
	CHINA (TAIWAN)			4,546

TABLE - 2 IMPORTS INTO PUERTO RICO FROM FOREIGN COUNTRIES
BY COMMODITY AND COUNTRY OF ORIGIN-FISCAL YEAR 2001

COMM CODE	DESCRIPTION AND COUNTRY	UNIT	QUANTITY	VALUE - $
	CHINA,PEOPLE'S REP.(MAINLAND)			7,183
	FRANCE			10,197
	GERMANY			9,869
	HONG KONG			2,562
	IRELAND			376,329
	ITALY			14,882
	MEXICO			28,272
	PERU			19,300
	SINGAPORE			43,539
	SWITZERLAND			265
	UNITED KINGDOM OF GT BRITAIN			11,255
3924101000	SALT,PEPPER,MUSTARD,KETCHUP & SIMILR DISP,PLASTIC	X		35,076
	CHINA,PEOPLE'S REP.(MAINLAND)			24,292
	INDIA			7,096
	MEXICO			2,775
	UNITED KINGDOM OF GT BRITAIN			913
3924102000	PLATES,CUPS,SAUCERS,SOUP BOWLS,ETC,OF PLASTICS	KG	4,516,146	7,989,111
	ARGENTINA		1,688	9,643
	BRAZIL		3,291	10,028
	CANADA		23,284	53,873
	CHINA (TAIWAN)		9,789	59,454
	CHINA,PEOPLE'S REP.(MAINLAND)		90,562	256,740
	COLOMBIA		510,214	962,288
	COSTA RICA		343,002	691,527
	DOMINICAN REPUBLIC		1,018,219	1,689,068
	ECUADOR		12,480	49,624
	EL SALVADOR		2,057	6,440
	HONG KONG		1,315	23,651
	INDIA		12,907	22,634
	ISRAEL		5,412	17,257
	ITALY		174	1,257
	JAMAICA		75,227	121,192
	MEXICO		197,329	401,742
	PANAMA		152	420
	SPAIN		8,780	30,257
	THAILAND		8,673	38,910
	VENEZUELA		2,191,591	3,543,106
3924103000	TRAYS,OF PLASTIC	NO	16,796,866	1,482,615
	CANADA		7,416	20,388
	CHINA,PEOPLE'S REP.(MAINLAND)		14,408	16,300
	DOMINICAN REPUBLIC		16,749,432	1,406,152
	HONG KONG		12,000	27,600
	INDIA		2,400	906
	ISRAEL		10,504	9,371
	THAILAND		25	315
	UNITED KINGDOM OF GT BRITAIN		225	1,125
	VENEZUELA		456	458
3924105000	TABLEWARE & KITCHENWARE,OF PLASTIC,NESOI	X		5,275,190
	ARGENTINA			33,062
	BRAZIL			128,619
	CANADA			70,959
	CHILE			22,960
	CHINA (TAIWAN)			131,301
	CHINA,PEOPLE'S REP.(MAINLAND)			965,927
	COLOMBIA			41,253
	COSTA RICA			14,116
	DOMINICAN REPUBLIC			1,035,340
	ECUADOR			13,553
	FINLAND			417
	FRANCE			970
	GUATEMALA			85,233
	HONG KONG			84,990
	INDIA			161,290
	INDONESIA			44,742
	ISRAEL			80,301
	ITALY			4,851

TABLE - 2 IMPORTS INTO PUERTO RICO FROM FOREIGN COUNTRIES
BY COMMODITY AND COUNTRY OF ORIGIN-FISCAL YEAR 2001

COMM CODE	DESCRIPTION AND COUNTRY	UNIT	QUANTITY	VALUE - $
	MEXICO			505,182
	PANAMA			1,581
	REPUBLIC OF KOREA			14,059
	SPAIN			6,489
	SWITZERLAND			13,911
	THAILAND			239,051
	TRINIDAD @ TOBAGO			133,082
	VENEZUELA			1,441,951
3924901010	CURTAINS & DRAPES,OF PLASTIC	KG	109,791	198,843
	CHINA,PEOPLE'S REP.(MAINLAND)		109,791	198,843
3924901050	NAPKINS,TABLE COVERS,MATS,ETC,OF PLASTIC,NESOI	X		296,184
	ARGENTINA			1,831
	CANADA			9,000
	CHINA (TAIWAN)			139,216
	CHINA,PEOPLE'S REP.(MAINLAND)			98,590
	COLOMBIA			348
	ISRAEL			797
	ITALY			1,361
	NETHERLANDS			32,209
	PANAMA			4,320
	SPAIN			333
	TURKEY			3,316
	VENEZUELA			4,863
3924902000	PICTURE FRAMES	X		231,201
	CHINA,PEOPLE'S REP.(MAINLAND)			229,211
	FRANCE			1,990
3924905500	HOUSEHOLD ARTICLES & TOILET ARTICLES,OF PLAST,NESO	X		1,687,338
	ARGENTINA			4,132
	BRAZIL			115,320
	CANADA			20,451
	CHINA (TAIWAN)			95,312
	CHINA,PEOPLE'S REP.(MAINLAND)			796,666
	COLOMBIA			11,657
	FRANCE			1,954
	GUATEMALA			1,102
	INDIA			171,985
	ISRAEL			56,888
	ITALY			120,477
	MEXICO			11,147
	NETHERLANDS			2,714
	PANAMA			117,271
	PERU			1,567
	SPAIN			54,034
	THAILAND			78,222
	VENEZUELA			26,439
3925100000	RESERVOIRS,TANKS,ETC,CAPACITY >300 LITERS,PLASTIC	X		487,026
	CANADA			20,640
	CHINA (TAIWAN)			894
	COSTA RICA			15,157
	PANAMA			2,960
	TRINIDAD @ TOBAGO			249,452
	VENEZUELA			197,923
3925200010	DOORS AND DOOR FRAMES, OF PLASTIC	NO	21,179	375,792
	CHINA (TAIWAN)		10,159	203,219
	CHINA,PEOPLE'S REP.(MAINLAND)		9,116	156,766
	GERMANY		4	4,507
	VENEZUELA		1,900	11,300
3925200090	WINDOWS, FRAMES & THRESHOLDS FOR DOORS OF PLASTIC	X		78,708
	GERMANY			13,807
	ITALY			1,125
	SPAIN			63,776
3925301000	BLINDS(INCLUDING VENETIAN BLINDS)OF PLASTIC	NO	60,252	210,997
	CHINA,PEOPLE'S REP.(MAINLAND)		60,064	209,693
	INDONESIA		88	948
	SPAIN		100	356
3925900000	BUILDERS' WARE OF PLASTICS,NESOI	X		453,809

TABLE - 2 IMPORTS INTO PUERTO RICO FROM FOREIGN COUNTRIES
BY COMMODITY AND COUNTRY OF ORIGIN-FISCAL YEAR 2001

COMM CODE	DESCRIPTION AND COUNTRY	UNIT	QUANTITY	VALUE - $
	ARGENTINA			13,191
	BELGIUM			8,598
	BRAZIL			114,783
	CANADA			1,316
	CHILE			40,384
	CHINA (TAIWAN)			20,258
	CHINA,PEOPLE'S REP.(MAINLAND)			33,230
	COLOMBIA			1,256
	DOMINICAN REPUBLIC			26,170
	HONG KONG			41,850
	MALAYSIA			22,459
	MEXICO			506
	NETHERLANDS			49,001
	REPUBLIC OF KOREA			30,290
	SPAIN			29,923
	THAILAND			20,594
3926100000	OFFICE OR SCHOOL SUPPLIES OF PLASTIC, NESOI	X		417,180
	BRAZIL			1,506
	CHINA (TAIWAN)			80,893
	CHINA,PEOPLE'S REP.(MAINLAND)			133,921
	COLOMBIA			28,209
	EL SALVADOR			24,394
	HONG KONG			127,721
	MEXICO			9,800
	NEW ZEALAND ISLANDS			356
	PANAMA			10,380
3926201010	GLOVES,SEAMLESS,SURGICAL & MEDICAL,OF PLASTIC	DPR	206,465	60,416
	CHINA,PEOPLE'S REP.(MAINLAND)		183,333	33,000
	MALAYSIA		3,266	3,480
	URUGUAY		19,866	23,936
3926201020	GLOVES,SEAMLESS,EXCP SURG & MEDICAL,DISPOSABL,PLAS	DPR	903	790
	SPAIN		570	290
	THAILAND		333	500
3926201050	GLOVES,SEAMLESS,EXCP SURG & MEDICAL,NOT DISP,PLAST	DPR	15,324	40,243
	CHINA,PEOPLE'S REP.(MAINLAND)		3,000	10,592
	PANAMA		12,324	29,651
3926203000	GLOVES SPEC DESIGNED FOR SPORTS,OF PLASTIC,NESOI	NO	300	346
	CHINA (TAIWAN)		300	346
3926204010	DISPOSABLE GLOVES,OF PLASTIC,NESOI	DPR	1,706,250	223,236
	CHINA,PEOPLE'S REP.(MAINLAND)		1,706,250	223,236
3926206000	PLAST RAINWR,INCL JACKET,COAT,ETC,VAL N/O $10 unit	DOZ	2,356	7,037
	CHINA (TAIWAN)		8	309
	CHINA,PEOPLE'S REP.(MAINLAND)		2,340	5,982
	GERMANY		8	746
3926209010	APRONS,OF PLASTIC	DOZ	2,255	33,913
	BRAZIL		67	3,656
	CHINA,PEOPLE'S REP.(MAINLAND)		2,046	19,435
	GERMANY		100	9,590
	INDIA		17	511
	ITALY		25	721
3926209050	ART OF APPAREL & CLOTHING ACCESSORIES,PLAST,NESOI	DOZ	37,791	706,761
	BRAZIL		7	312
	CHINA (TAIWAN)		393	15,779
	CHINA,PEOPLE'S REP.(MAINLAND)		4,538	49,239
	COLOMBIA		2,100	5,040
	GERMANY		8	767
	GUATEMALA		8,944	25,758
	HONG KONG		1,116	3,312
	INDONESIA		13	450
	JAPAN		20,523	589,878
	MEXICO		147	1,938
	UNITED KINGDOM OF GT BRITAIN		2	14,288
3926301000	HANDLES AND KNOBS	KG	11,051	78,104
	CHINA (TAIWAN)		110	552
	JAPAN		288	5,541
	REPUBLIC OF KOREA		10,555	71,104

TABLE - 2 IMPORTS INTO PUERTO RICO FROM FOREIGN COUNTRIES
BY COMMODITY AND COUNTRY OF ORIGIN-FISCAL YEAR 2001

COMM CODE	DESCRIPTION AND COUNTRY	UNIT	QUANTITY	VALUE - $
	UNITED KINGDOM OF GT BRITAIN		98	907
3926305000	FITTINGS FOR FURNITURE,COACHWORK,ETC,PLASTIC,NESOI	KG	11,702	52,081
	CANADA		1,138	4,416
	CHINA (TAIWAN)		58	321
	CHINA,PEOPLE'S REP.(MAINLAND)		9,832	39,257
	JAPAN		24	587
	MALAYSIA		650	7,500
3926400000	STATUETTES & OTHER ORNAMENTAL ARTICLES,OF PLASTIC	X		3,702,298
	AUSTRIA			833
	BRAZIL			10,293
	CANADA			500
	CHINA (TAIWAN)			1,864
	CHINA,PEOPLE'S REP.(MAINLAND)			3,463,252
	COLOMBIA			7,137
	FRANCE			8,952
	HONG KONG			16,322
	INDIA			5,759
	ITALY			63,284
	JAPAN			40,422
	MALAYSIA			29,444
	MEXICO			43,538
	REP. OF SOUTH AFRICA			3,812
	SPAIN			5,407
	UNITED KINGDOM OF GT BRITAIN			1,479
3926901000	BUCKETS & PAILS,OF PLASTIC	NO	332,337	316,379
	ARGENTINA		12,096	5,695
	CANADA		434	18,124
	CHINA,PEOPLE'S REP.(MAINLAND)		1,200	1,320
	COLOMBIA		2,330	6,996
	FRANCE		10	266
	INDIA		8,370	9,403
	ISRAEL		920	9,070
	ITALY		82,298	86,887
	MEXICO		11,240	11,574
	PANAMA		9,360	4,116
	SPAIN		170,980	138,764
	THAILAND		10,980	9,900
	UNITED KINGDOM OF GT BRITAIN		2,500	1,375
	VENEZUELA		19,619	12,889
3926901500	NURSING NIPPLES & PACIFIERS	GRS	1,604	93,878
	ITALY		212	18,380
	MEXICO		114	20,157
	THAILAND		1,278	55,341
3926902000	ICE BAGS,DOUCHE BAGS,ETC, & FITTINGS THEREFOR	X		16,538
	CHINA,PEOPLE'S REP.(MAINLAND)			2,522
	DENMARK			5,038
	GERMANY			8,390
	ITALY			588
3926902500	HANDLES & KNOBS,OF PLASTIC,NESOI	KG	14,461	146,350
	BRAZIL		110	823
	CHINA (TAIWAN)		5,561	28,840
	JAPAN		4,971	105,961
	MEXICO		2,754	4,560
	PANAMA		560	2,550
	REPUBLIC OF KOREA		504	3,269
	SWEDEN		1	347
3926903000	PARTS FOR YACHTS OR PLEASURE BOATS,ETC	X		1,379
	CHINA (TAIWAN)			419
	VENEZUELA			960
3926903500	BEADS,BUGLES,SPANGLES,NOT STRUNG,ETC,& ART THEREOF	X		980
	CHINA (TAIWAN)			
	MEXICO			980
3926904000	IMITATION GEMSTONES	X		11,608
	MEXICO			1,814
	REPUBLIC OF KOREA			9,794
3926904510	O-RINGS	X		8,116

TABLE - 2 IMPORTS INTO PUERTO RICO FROM FOREIGN COUNTRIES
BY COMMODITY AND COUNTRY OF ORIGIN-FISCAL YEAR 2001

COMM CODE	DESCRIPTION AND COUNTRY	UNIT	QUANTITY	VALUE - $
	CHINA (TAIWAN)			6,730
	SWITZERLAND			1,386
3926904590	OTHER GASKETS AND WASHERS & OTHER SEALS	X		113,876
	AUSTRIA			888
	BELGIUM			1,799
	BRAZIL			26,797
	CANADA			10,491
	CHINA (TAIWAN)			18,551
	CHINA,PEOPLE'S REP.(MAINLAND)			26,094
	FRANCE			537
	GERMANY			24,849
	JAPAN			1,433
	MEXICO			1,107
	REPUBLIC OF KOREA			251
	UNITED KINGDOM OF GT BRITAIN			1,079
3926905000	FRAMES OR MOUNTS FOR PHOTOGRAPHIC SLIDES	X		131,707
	CHINA (TAIWAN)			37,548
	CHINA,PEOPLE'S REP.(MAINLAND)			75,753
	ITALY			18,071
	JAPAN			335
3926905500	BELTING & BELTS,FOR MACH,CONT TEXT FBR,V-BELTS	KG	3,441	19,703
	CHINA,PEOPLE'S REP.(MAINLAND)		2,691	12,661
	GERMANY		750	7,042
3926905700	BELTING & BELTS,FOR MACH,M-M FBR PREDOM OV OTH TEX	KG	439	5,527
	GERMANY		269	3,856
	SWEDEN		20	467
	UNITED KINGDOM OF GT BRITAIN		150	1,204
3926906090	BELTING & BELTS FOR MACHINERY,NESOI	KG	146	4,645
	CHINA (TAIWAN)		85	417
	ITALY		19	2,903
	UNITED KINGDOM OF GT BRITAIN		42	1,325
3926906510	CLOTHESPINS,SPRING TYPE,VAL <= 80 CENTS PR GROSS	GRS	7,500	4,770
	CHINA,PEOPLE'S REP.(MAINLAND)		7,500	4,770
3926906520	CLOTHESPINS,SPRING TYPE,VAL >.80,<=$1.35 PR GROSS	GRS	31,790	36,310
	CHINA,PEOPLE'S REP.(MAINLAND)		31,790	36,310
3926906550	CLOTHESPINS,SPRING TYPE,VAL >$1.70 PR GROSS	GRS	22,965	74,685
	CHINA,PEOPLE'S REP.(MAINLAND)		22,950	74,125
	PANAMA		15	560
3926907000	CLOTHESPINS,NESOI	GRS	29,931	54,033
	CHINA,PEOPLE'S REP.(MAINLAND)		29,541	45,256
	HONG KONG		198	5,674
	PANAMA		192	3,103
3926907500	PNEUMATIC MATTRESSES & OTH INFLATABLE ART,NESOI	X		186,616
	CHINA (TAIWAN)			25,739
	CHINA,PEOPLE'S REP.(MAINLAND)			149,363
	INDIA			3,650
	ITALY			686
	MEXICO			5,178
	SPAIN			2,000
3926908300	EMPTY CARTRIDGE & CASSETTE, TYPEWRITER & MACH RIBS	X		576
	MEXICO			576
3926908500	FASTENERS,IN CLIPS SUIT FOR USE IN MECH ATT DEVICE	X		375
	UNITED KINGDOM OF GT BRITAIN			375
3926908700	FLEXIBLE PLASTIC DOC BINDERS WITH TABS,ROLLED\FLAT	X		10,625
	GERMANY			8,992
	JAPAN			1,166
	MEXICO			467
3926909810	LABORATORY WARE	X		7,398
	ARGENTINA			598
	CHINA,PEOPLE'S REP.(MAINLAND)			5,331
	ITALY			1,469
3926909830	LADDERS OF PLASTIC	NO	1,980	141,850
	ISRAEL		35	478
	MEXICO		1,945	141,372
3926909880	OTHER ARTICLES OF PLASTIC,NESOI	X		5,967,833
	ARGENTINA			20,636

TABLE - 2 IMPORTS INTO PUERTO RICO FROM FOREIGN COUNTRIES
BY COMMODITY AND COUNTRY OF ORIGIN-FISCAL YEAR 2001

COMM CODE	DESCRIPTION AND COUNTRY	UNIT	QUANTITY	VALUE - $
	AUSTRALIAN ISLANDS			78,388
	AUSTRIA			6,655
	BELGIUM			17,444
	BRAZIL			62,249
	CANADA			134,827
	CHILE			6,799
	CHINA (TAIWAN)			720,761
	CHINA,PEOPLE'S REP.(MAINLAND)			898,517
	COLOMBIA			288,643
	COSTA RICA			3,568
	CZECH REPUBLIC			213,735
	DENMARK			20,591
	DOMINICAN REPUBLIC			47,356
	ECUADOR			1,412
	EL SALVADOR			15,000
	FRANCE			145,675
	GERMANY			197,470
	HONG KONG			21,276
	INDIA			10,501
	INDONESIA			3,744
	IRELAND			19,505
	ISRAEL			371,705
	ITALY			1,301,599
	JAPAN			127,178
	MALAYSIA			281
	MEXICO			247,559
	NETHERLANDS			17,355
	NORWAY			53,495
	PANAMA			31,834
	PERU			979
	PHILIPPINES			9,250
	POLAND			19,572
	PORTUGAL			35,350
	REP. OF SOUTH AFRICA			419
	REPUBLIC OF KOREA			17,008
	SPAIN			224,558
	SWEDEN			20,636
	SWITZERLAND			16,817
	THAILAND			21,561
	TRINIDAD @ TOBAGO			81,534
	UNITED KINGDOM OF GT BRITAIN			164,643
	VENEZUELA			269,748
	RUBBER AND ARTICLES THEREOF	TOTAL		41,785,057
4001220050	TECHNICALLY SPECIFIED NATURAL RUBBER, NESOI	KG	36,673	12,389
	UNITED KINGDOM OF GT BRITAIN		36,673	12,389
4002110000	LATEX OF (SBR); (XSBR)	KG	321,570	292,991
	BRAZIL		17,354	15,619
	INDONESIA		38,304	35,223
	MEXICO		259	863
	REPUBLIC OF KOREA		15,840	11,822
	VENEZUELA		249,813	229,464
4002190010	STYRENE-BUTADI RUB <=50% STYRENE BY WT DRY POLYMER	KG	53,760	55,433
	CANADA		20,160	19,325
	REPUBLIC OF KOREA		33,600	36,108
4002200000	BUTADIENE RUBBER (BR)	KG	315,417	385,170
	BRAZIL		17,435	12,878
	MEXICO		133,624	121,311
	REPUBLIC OF KOREA		164,358	250,981
4002490000	CHLOROPRENE (CHLOROBUTADIENE) RUB, EXC LATEX,NESOI	KG	5,250	11,028
	GERMANY		5,250	11,028
4002590000	ACRYLONITRILE-BUTADIENE RUBBER, EXC LATEX, NESOI	KG	2,784	6,462
	MEXICO		2,784	6,462
4002910000	OTHER LATEX, NESOI	KG	7,757	3,475
	CANADA		7,757	3,475

TABLE - 2 IMPORTS INTO PUERTO RICO FROM FOREIGN COUNTRIES
BY COMMODITY AND COUNTRY OF ORIGIN-FISCAL YEAR 2001

COMM CODE	DESCRIPTION AND COUNTRY	UNIT	QUANTITY	VALUE - $
4002990000	SYNTHETIC RUB & FATICE DERIVED FROM OILS, NESOI	KG	16,800	13,556
	REPUBLIC OF KOREA		16,800	13,556
4004000000	WASTE OF RUB, EXC HD RUB, & POWDER OBTAIN THEREOF	KG	1,277,619	1,468,541
	BELGIUM		66,300	13,780
	CZECH REPUBLIC		3,000	11,583
	GERMANY		283,590	380,835
	NETHERLANDS		753,919	1,029,207
	VENEZUELA		170,810	33,136
4005100000	RUB, UNVULCANIZED, COMPOUND W/ CARBON BLK/SILICA	KG	869	1,240
	MEXICO		869	1,240
4005200000	RUB, UNVULCANIZED, IN SOLUTIONS; DISPERSIONS	KG	177	350
	PERU		177	350
4005910000	RUBBER, UNVULCANIZED, IN PLATES, SHEETS, AND STRIP	KG	1,598	3,162
	PERU		1,598	3,162
4006100000	CAMEL-BACK STRIPS FOR RETREADING RUBBER TIRES	KG	12,800	17,664
	PERU		12,800	17,664
4008115000	PLATE, SHEET & STRIP CELL RUB, EXC NAT RUB, NESOI	KG	11,375	19,004
	COSTA RICA		35	254
	MEXICO		11,340	18,750
4008198000	OTHR SHAPES, OF CELLULAR RBR, EX OF NAT RBR,NESOI	KG	1,500	22,956
	MEXICO		1,500	22,956
4008210000	PLATES OF VULCANIZED RUB, OF NONCELLULAR RUBBER	KG	27,994	37,364
	REPUBLIC OF KOREA		27,988	37,025
	SWEDEN		6	339
4008294000	OTHER SHAPES, OF NONCELLULAR RUBBER, NESOI	KG	11,846	36,567
	CHINA (TAIWAN)		1,419	13,307
	MALAYSIA		10,427	23,260
4009100000	PIPE, NT REINFORCED/COMBINE W/MATERIAL, W/O FITTIN	KG	7,566	85,833
	CHINA (TAIWAN)		4,984	27,813
	DENMARK		20	1,854
	GERMANY		27	3,272
	JAPAN		2,291	49,969
	REPUBLIC OF KOREA		241	2,557
	SWITZERLAND		3	368
4009200000	PIPE, REINFORCED/COMBINE W/METAL ONLY, W/O FITTING	KG	154	2,309
	MEXICO		140	1,314
	SWEDEN		14	995
4009300000	PIPE, REINFORCED/COMBINE W/ TEXTILES, W/O FITTINGS	KG	1,649	14,156
	JAPAN		1,380	12,383
	REPUBLIC OF KOREA		269	1,773
4009400000	PIPE, REINFORCED/COMBINE W/ MATERIAL, W/O FITTINGS	KG	795	7,292
	MEXICO		795	7,292
4009500020	VULCANIZED RUBBER BRAKE HOSES W/ FITTINGS	KG	2,503	30,538
	CHINA (TAIWAN)		2,059	25,643
	JAPAN		362	3,924
	REPUBLIC OF KOREA		82	971
4009500040	PIPE, VULCANIZED RUB, W/ FITTING, NT REINFORCED	KG	266	3,633
	MEXICO		209	2,507
	REPUBLIC OF KOREA		45	582
	SWEDEN		12	544
4009500090	OTHER HOSES ETC.,W/FITTINGS, EXC THOSE NOT REINFOR	KG	7,533	92,604
	AUSTRALIAN ISLANDS		1	758
	CANADA		1,970	17,668
	CHINA (TAIWAN)		1,240	27,685
	FRANCE		768	7,089
	GERMANY		281	7,278
	HONG KONG		2,106	9,676
	JAPAN		222	5,437
	MEXICO		622	8,455
	REPUBLIC OF KOREA		255	7,586
	SWITZERLAND		68	972
4010121000	CONVEYR BELT/BELTNG,VUL RUB,REINF ONLY TEXT,VEG FB	KG	40	4,844
	JAPAN		40	4,844
4010125000	CONVEYOR BELT/BELTNG,VULC RUB,MAN-MADE FBR,W >20CM	KG	67,200	150,849
	ITALY		50,554	114,076
	REPUBLIC OF KOREA		16,646	36,773

TABLE - 2 IMPORTS INTO PUERTO RICO FROM FOREIGN COUNTRIES
BY COMMODITY AND COUNTRY OF ORIGIN-FISCAL YEAR 2001

COMM CODE	DESCRIPTION AND COUNTRY	UNIT	QUANTITY	VALUE - $
4010129000	CONVEYR BELT/BELTG,VUL RUB,REINF ONLY TEXT MAT,NES	KG	27,442	64,777
	FRANCE		117	3,360
	NETHERLANDS		180	400
	REPUBLIC OF KOREA		27,145	61,017
4010195500	CONVEYOR BELT/BELTNG, <= 20CM, TEXT, MANMADE FIBER	KG	1,473	82,858
	JAPAN		1,473	82,858
4010198000	CONVEYOR BELT/BELTING,COMB WITH TEXT MATERL,NESOI	KG	169	2,913
	JAPAN		169	2,913
4010199000	CONVEYOR BELT/BELTNG,VULCANIZED RUB, NESOI	KG	111	1,035
	ARGENTINA		59	500
	JAPAN		52	535
4010213000	ENDLESS TRANSMIS BLTS(V-BELTS),CIRC >60,<=180 TEXT	KG	1,963	23,273
	JAPAN		1,707	21,258
	REPUBLIC OF KOREA		256	2,015
4010223000	ENDLESS TRANSMIS BLTS(V-BELTS),CIRC >180<=240,TEXT	KG	638	3,436
	REPUBLIC OF KOREA		638	3,436
4010234500	ENDLESS SYNCHRON BELTS,CIRC >60,<=150,,M/M,NESOI	KG	6,652	128,238
	JAPAN		4,282	94,119
	REPUBLIC OF KOREA		2,370	34,119
4010235000	ENDLESS SYNCHRONOUS BELTS,CIRC >60,<=150,TEXT,NESO	KG	91	1,728
	JAPAN		91	1,728
4010291000	TRANSMIS BELTS/BELTNG,OTHER,V-BELTS COMB W TEXT MA	KG	174	438
	REPUBLIC OF KOREA		174	438
4010292000	TRANSMISSION BELTS/BELTING(V-BELTS/BELTNG) NESOI	KG	1,029	19,426
	JAPAN		1,008	19,146
	REPUBLIC OF KOREA		21	280
4010293000	TRANSMISSION BELTS/BELTG, OF TEXT, VEG FIBR PREDOM	KG	314	2,615
	FRANCE		215	430
	JAPAN		99	2,185
4010294500	TRANSMISSION BELT/BELTNG, <= 20CM,TEXT,MANMADE FIB	KG	467	7,814
	JAPAN		467	7,814
4010295000	TRANSMISSION BELT/BELTING,COMB WITH TEXT MAT,NESOI	KG	6,397	161,755
	CHINA (TAIWAN)		195	1,778
	JAPAN		5,771	151,058
	REPUBLIC OF KOREA		288	3,385
	THAILAND		143	5,534
4010299000	TRANSMISSION BELTS/BELTNG,VULCANIZED RUB, NESOI	KG	3,227	98,335
	AUSTRALIAN ISLANDS		1	597
	AUSTRIA		175	4,405
	CANADA		1	349
	CHINA (TAIWAN)		68	407
	CHINA,PEOPLE'S REP.(MAINLAND)		141	844
	DOMINICAN REPUBLIC		494	904
	GERMANY		40	1,438
	JAPAN		1,168	64,728
	REPUBLIC OF KOREA		1,067	20,372
	SWEDEN		52	794
	SWITZERLAND		1	447
	UNITED KINGDOM OF GT BRITAIN		19	3,050
4011101000	RADIAL TIRES OF A KIND USED ON MOTOR CARS	NO	307,521	7,364,525
	BRAZIL		22,780	408,918
	CHINA (TAIWAN)		41,650	1,001,262
	CHINA,PEOPLE'S REP.(MAINLAND)		77,105	1,272,340
	COSTA RICA		5,100	104,627
	CZECH REPUBLIC		713	45,201
	GERMANY		5,765	137,692
	HONG KONG		1,016	24,966
	JAPAN		53,817	2,160,213
	MALAYSIA		1,596	36,469
	NETHERLANDS		4,693	150,487
	PANAMA		253	9,507
	POLAND		5,399	66,768
	REPUBLIC OF KOREA		42,285	1,058,449
	RUSSIA		1,600	25,091
	SINGAPORE		1,082	53,256
	SLOVAK REPUBLIC(SLOVAKIA)		14,288	243,314

TABLE - 2 IMPORTS INTO PUERTO RICO FROM FOREIGN COUNTRIES
BY COMMODITY AND COUNTRY OF ORIGIN-FISCAL YEAR 2001

COMM CODE	DESCRIPTION AND COUNTRY	UNIT	QUANTITY	VALUE - $
	SLOVENIA		21,535	350,222
	THAILAND		514	33,715
	TURKEY		1,150	23,449
	UNITED KINGDOM OF GT BRITAIN		8	1,734
	VENEZUELA		5,172	156,845
4011101010	RADIAL TIRES W RIM DIAMETER < 33.02 CM OR (13")	NO	99,859	1,894,110
	ARGENTINA		2,730	41,461
	BRAZIL		10,585	174,075
	CANADA		280	3,329
	CHILE		1,500	36,480
	CHINA (TAIWAN)		10,407	202,476
	CHINA,PEOPLE'S REP.(MAINLAND)		13,549	265,970
	INDIA		1,600	25,086
	JAPAN		16,958	445,610
	POLAND		10,436	131,361
	REPUBLIC OF KOREA		10,854	220,324
	ROMANIA		4,623	73,678
	RUSSIA		1,672	24,625
	SLOVAK REPUBLIC(SLOVAKIA)		5,356	103,802
	SLOVENIA		8,060	118,871
	SWEDEN		140	5,243
	VENEZUELA		1,109	21,719
4011101020	RADIAL TIRES FOR CARS W RIM DIAMETER >13" BUT <14"	NO	73,799	1,530,632
	BRAZIL		440	8,351
	CANADA		708	8,413
	CHINA (TAIWAN)		13,587	267,392
	CHINA,PEOPLE'S REP.(MAINLAND)		14,692	254,360
	JAPAN		14,504	464,190
	NETHERLANDS		300	12,841
	POLAND		1,058	13,249
	REPUBLIC OF KOREA		13,409	235,187
	ROMANIA		5,562	99,924
	SLOVENIA		8,869	150,358
	SPAIN		50	1,088
	TURKEY		200	3,343
	VENEZUELA		420	11,936
4011101030	RADIAL TIRES W RIM DIAMETER > 14" BUT < 15"	NO	41,065	1,038,800
	BRAZIL		830	20,002
	CANADA		178	2,116
	CHILE		2,250	87,750
	CHINA (TAIWAN)		6,664	172,165
	CHINA,PEOPLE'S REP.(MAINLAND)		5,168	110,921
	JAPAN		7,121	185,079
	MALAYSIA		816	20,191
	NETHERLANDS		272	17,823
	REPUBLIC OF KOREA		11,296	265,047
	ROMANIA		300	5,711
	SLOVENIA		4,551	88,483
	SPAIN		100	2,240
	VENEZUELA		1,519	61,272
4011101040	RADIAL TIRES W RIM DIAMETER > 15" BUT < 16"	NO	21,058	713,583
	BRAZIL		100	3,289
	CHINA (TAIWAN)		3,148	114,366
	CHINA,PEOPLE'S REP.(MAINLAND)		3,407	144,319
	CZECH REPUBLIC		105	4,645
	JAPAN		3,621	141,312
	NETHERLANDS		200	18,393
	REPUBLIC OF KOREA		7,476	215,977
	SLOVAK REPUBLIC(SLOVAKIA)		200	5,504
	SLOVENIA		2,286	41,499
	VENEZUELA		515	24,279
4011101050	RADIAL TIRES W RIM DIAMETER > 16" BUT < 17"	NO	40,725	1,643,199
	CHINA (TAIWAN)		9,454	240,244
	CHINA,PEOPLE'S REP.(MAINLAND)		11,290	223,783
	JAPAN		3,101	153,076
	NETHERLANDS		312	22,928

TABLE - 2 IMPORTS INTO PUERTO RICO FROM FOREIGN COUNTRIES
BY COMMODITY AND COUNTRY OF ORIGIN-FISCAL YEAR 2001

COMM CODE	DESCRIPTION AND COUNTRY	UNIT	QUANTITY	VALUE - $
	REPUBLIC OF KOREA		16,568	1,003,168
4011101060	RADIAL TIRES W RIM DIAMETER > 17" BUT < 18"	NO	5,204	288,180
	CHINA (TAIWAN)		155	3,801
	JAPAN		1,214	83,892
	REPUBLIC OF KOREA		3,835	200,487
4011101070	RADIAL TIRES W RIM DIAMETER > 45.72 CM OR (18")	NO	2,585	230,411
	CHINA,PEOPLE'S REP.(MAINLAND)		889	81,381
	JAPAN		1,460	130,538
	REPUBLIC OF KOREA		236	18,492
4011105000	PNEUMATIC TIRE, EXC RADIAL, USE MOTOR CARS, NESOI	NO	48,253	1,682,471
	CHILE		1,300	33,642
	CHINA,PEOPLE'S REP.(MAINLAND)		1,620	50,708
	INDIA		184	2,245
	ITALY		768	14,592
	JAPAN		2,643	289,756
	REPUBLIC OF KOREA		250	33,449
	ROMANIA		1,025	15,029
	VENEZUELA		40,463	1,243,050
4011201005	RADIAL TIRES,ON-THE HIGHWAY, USED ON LIGHT TRUCKS	NO	23,852	2,332,565
	BRAZIL		1,150	213,619
	CANADA		96	1,141
	CHINA (TAIWAN)		172	7,367
	CHINA,PEOPLE'S REP.(MAINLAND)		4,640	331,905
	INDIA		696	56,025
	JAPAN		5,661	778,293
	LUXEMBOURG		401	34,582
	MEXICO		528	95,054
	PERU		838	29,950
	REPUBLIC OF KOREA		7,713	528,236
	ROMANIA		40	5,851
	SLOVENIA		1,609	200,129
	THAILAND		58	2,410
	UNITED ARAB EMIRATES		250	48,003
4011201015	RADIAL TIRES,USE ON BUS/TRUCK,ON HWY EX LT TRUCK	NO	40,019	3,844,934
	BRAZIL		230	43,470
	CHINA,PEOPLE'S REP.(MAINLAND)		13,670	885,846
	CZECH REPUBLIC		862	69,683
	FRANCE		550	68,475
	INDIA		2,177	113,435
	JAPAN		10,625	1,499,498
	POLAND		20	2,984
	REPUBLIC OF KOREA		6,249	760,775
	SLOVAK REPUBLIC(SLOVAKIA)		5,364	361,432
	SLOVENIA		190	24,729
	TURKEY		82	14,607
4011201035	RADIAL TIRES,RUB,FOR BUS/TRK OFF-HWY,<40.6CM DIAM	NO	544	62,837
	CHINA,PEOPLE'S REP.(MAINLAND)		504	20,798
	JAPAN		40	42,039
4011205010	TIRES,EX RADL,USE BUS/TRK,ON-HWY,USED ON LT TRUCK	NO	3,744	165,460
	CHINA,PEOPLE'S REP.(MAINLAND)		3,542	157,750
	ROMANIA		20	3,434
	THAILAND		182	4,276
4011205020	TIRES,EX RADIAL,USE BUS\TRUCK,ON HWY,EX LT TRUCK	NO	11,662	705,971
	BELGIUM		200	35,698
	CHINA,PEOPLE'S REP.(MAINLAND)		9,386	500,129
	CZECH REPUBLIC		283	29,435
	INDIA		896	56,961
	JAPAN		416	32,415
	REPUBLIC OF KOREA		164	11,940
	ROMANIA		50	5,550
	SLOVAK REPUBLIC(SLOVAKIA)		267	33,843
4011205030	TIRES,EX RADL,USE BUS/TRK,OFF-HWY,RIM >=40.6CM DIA	NO	113	7,658
	CHINA,PEOPLE'S REP.(MAINLAND)		113	7,658
4011205050	TIRES,EX RADL,FOR BUS/TRK,OFF-HWY,RIM <40.6CM DIAM	NO	1,730	405,010
	CHINA (TAIWAN)		446	10,841
	CHINA,PEOPLE'S REP.(MAINLAND)		620	20,475

TABLE - 2 IMPORTS INTO PUERTO RICO FROM FOREIGN COUNTRIES
BY COMMODITY AND COUNTRY OF ORIGIN-FISCAL YEAR 2001

COMM CODE	DESCRIPTION AND COUNTRY	UNIT	QUANTITY	VALUE - $
	CZECH REPUBLIC		18	5,919
	JAPAN		634	362,603
	THAILAND		12	5,172
4011400000	NEW PNEUMATIC TIRES, OF RUBBER, USED ON MOTORCYCLE	NO	16,024	265,227
	BRAZIL		2,825	44,807
	CHINA (TAIWAN)		8,908	102,703
	GERMANY		1,080	59,968
	ITALY		36	332
	REPUBLIC OF KOREA		2,595	53,211
	THAILAND		580	4,206
4011500000	NEW PNEUMATIC TIRES, OF RUBBER, USED ON BICYCLES	NO	114,523	185,023
	CHINA (TAIWAN)		72,455	118,788
	CHINA,PEOPLE'S REP.(MAINLAND)		20,300	27,083
	REPUBLIC OF KOREA		20,300	35,593
	THAILAND		1,468	3,559
4011911000	NEW TIRE, HERRING-BONE, FOR TRACTOR IN 8701.90.10	NO	1,147	94,036
	CHINA,PEOPLE'S REP.(MAINLAND)		764	46,516
	ISRAEL		91	16,836
	THAILAND		196	17,220
	TURKEY		96	13,464
4011915000	NEW TIRE, HERRING-BONE, EXC TRACTOR IN 8701.90.10	NO	26,859	2,668,013
	CANADA		20	1,554
	CHINA (TAIWAN)		2,083	100,744
	CHINA,PEOPLE'S REP.(MAINLAND)		5,389	471,012
	GERMANY		550	27,298
	INDIA		265	34,689
	ISRAEL		160	30,106
	JAPAN		17,244	1,940,805
	THAILAND		1,148	61,805
4011991000	NEW TIRE, EXC HERRING-BONE TRACTOR IN 8701.90.10	NO	713	16,366
	CHINA,PEOPLE'S REP.(MAINLAND)		80	5,939
	ISRAEL		6	2,135
	MEXICO		597	2,510
	THAILAND		28	4,582
	UNITED KINGDOM OF GT BRITAIN		2	1,200
4011994000	OTHER RADIAL, EXC HERRING-BONE	NO	384	10,149
	GERMANY		380	9,120
	RUSSIA		4	1,029
4011998000	NEW PNEUMATIC TIRE, EXC HERRING-BONE, NESOI	NO	8,678	160,268
	BRAZIL		936	14,772
	CANADA		16	707
	CHINA (TAIWAN)		2,470	16,491
	CHINA,PEOPLE'S REP.(MAINLAND)		785	29,818
	COLOMBIA		450	1,079
	JAPAN		40	3,121
	MALAYSIA		30	4,497
	MEXICO		596	23,198
	NETHERLANDS		415	9,844
	REPUBLIC OF KOREA		2,480	13,631
	THAILAND		460	43,110
4012102000	RETREAD TIRE, RUB, FOR TRACTOR SUBHDG 8709.90.10	NO	74	11,093
	MALAYSIA		74	11,093
4012104005	RETREAD TIRE, RADIAL OF RUB, USE PASSENGER CARS	NO	12,172	209,306
	CANADA		2,663	39,374
	CHINA,PEOPLE'S REP.(MAINLAND)		4,748	126,100
	ISRAEL		892	3,590
	SPAIN		2,719	38,797
	SWITZERLAND		1,150	1,445
4012104015	RETREAD TIRE RADIAL, FOR LT TRUCKS, ON-THE-HIGHWAY	NO	1,023	65,097
	REPUBLIC OF KOREA		1,023	65,097
4012108009	RETREAD TIRE, RUB, USE PASSENGER CARS, NESOI	NO	2,983	13,983
	GERMANY		1,440	7,200
	NETHERLANDS		1,543	6,783
4012108050	RETREAD TIRE, EXC RADIAL, BUS, EXC ON HWY, NESOI	NO	13,630	1,418,997
	CHINA (TAIWAN)		2,717	129,604
	CHINA,PEOPLE'S REP.(MAINLAND)		4,109	303,051

TABLE - 2 IMPORTS INTO PUERTO RICO FROM FOREIGN COUNTRIES
BY COMMODITY AND COUNTRY OF ORIGIN-FISCAL YEAR 2001

COMM CODE	DESCRIPTION AND COUNTRY	UNIT	QUANTITY	VALUE - $
	INDIA		260	37,988
	ISRAEL		191	37,189
	JAPAN		6,353	911,165
4012201050	USED PNEUMATIC AIRPLANE TIRES, NESOI	NO	1,117	5,640
	SWITZERLAND		1,117	5,640
4012201500	USED PNEU TIRE,FOR VEH,INCL TRAC,FOR ON-HWY TRANSP	NO	29,130	131,091
	GERMANY		29,130	131,091
4012206000	USED PNEU TIRE,EX FOR TRAC 8701.90.10,TRANS PASS/G	NO	205,878	884,023
	BELGIUM		2,961	12,335
	GERMANY		117,050	477,135
	JAPAN		1,283	58,440
	NETHERLANDS		70,011	218,374
	SPAIN		13,348	111,614
	UNITED KINGDOM OF GT BRITAIN		1,225	6,125
4012208000	USED PNEUMATIC TIRE, EXC TRACTOR 8701.90.10, NESOI	NO	186,463	867,879
	AUSTRIA		8,320	24,634
	BELGIUM		20,155	99,135
	CANADA		8,407	39,388
	GERMANY		128,278	555,740
	JAPAN		2,386	13,100
	NETHERLANDS		7,360	33,087
	SPAIN		10,231	96,384
	SWITZERLAND		1,326	6,411
4012901000	SOLID OR CUSHION TIRES, OF RUBBER	NO	9,108	5,168
	CHINA,PEOPLE'S REP.(MAINLAND)		9,108	5,168
4012904500	NATURAL RUBBER EXCEPT OF BICYCLE RIM STRIPS	KG	113	1,420
	CHINA (TAIWAN)		113	1,420
4012907000	OTHER BICYCLE RIM STRIPS EXCEPT OF NATURAL RUBBER	KG	60	497
	CHINA (TAIWAN)		60	497
4012909000	INTERCHANGEABLE TIRE TREAD & TIRE FLAP, RUB, NESOI	KG	10,722	23,964
	CHINA (TAIWAN)		352	1,388
	CHINA,PEOPLE'S REP.(MAINLAND)		3,486	7,426
	MEXICO		4,999	13,289
	PANAMA		1,885	1,861
4013100010	INNER TUBES, OF RUBBER, USED ON MOTOR CARS	NO	17,667	88,080
	ISRAEL		597	18,718
	PANAMA		2,156	5,687
	REPUBLIC OF KOREA		14,914	63,675
4013100020	INNERTUBES, OF RUBBER, USED ON TRUCKS AND BUSES	NO	7,388	90,957
	CHINA,PEOPLE'S REP.(MAINLAND)		342	1,017
	INDIA		1,400	6,968
	JAPAN		5,596	82,553
	REPUBLIC OF KOREA		50	419
4013200000	INNER TUBES, OF RUBBER, OF A KIND USED ON BICYCLES	NO	283,900	141,162
	CHINA (TAIWAN)		157,000	78,547
	CHINA,PEOPLE'S REP.(MAINLAND)		126,500	62,360
	REPUBLIC OF KOREA		400	255
4013901000	INNER TUBE, RUBBER, FOR TIRES IN SUBHDG 4011.91.10	NO	2,020	4,028
	CHINA,PEOPLE'S REP.(MAINLAND)		2,020	4,028
4013905010	MOTORCYCLE (INCLUDNG MOPED), INNER TUBES OF RUBBER	NO	15,680	13,287
	BRAZIL		7,600	2,651
	CHINA (TAIWAN)		6,080	8,129
	REPUBLIC OF KOREA		2,000	2,507
4013905050	INNER TUBE, RUB, EXC USE MOTORCYCLE & MOPED, NESOI	NO	11,518	14,780
	CHINA (TAIWAN)		3,600	4,552
	CHINA,PEOPLE'S REP.(MAINLAND)		6,274	6,411
	JAPAN		24	941
	MEXICO		720	984
	REPUBLIC OF KOREA		350	837
	THAILAND		550	1,055
4014901000	NURSING NIPPLES, OF VULCANIZE RUB, EXC HARD RUB	GRS	475	20,182
	CHINA,PEOPLE'S REP.(MAINLAND)		35	5,292
	THAILAND		440	14,890
4014905000	HYGENIC ARTICLE, EXC NURSING NIPPLES, NESOI	X		16,213
	BELGIUM			2,074
	HONG KONG			12,967

TABLE - 2 IMPORTS INTO PUERTO RICO FROM FOREIGN COUNTRIES
BY COMMODITY AND COUNTRY OF ORIGIN-FISCAL YEAR 2001

COMM CODE	DESCRIPTION AND COUNTRY	UNIT	QUANTITY	VALUE - $
	THAILAND			1,172
4015110000	SURGICAL & MED GLOVE, VULCANIZE RUBBER, NESOI	DPR	1,033,395	341,650
	MALAYSIA		1,033,395	341,650
4015110010	SURGICAL & MED GLOVE OF NATURAL RUBBER	DPR	533,596	218,440
	MALAYSIA		533,596	218,440
4015110050	SURGICAL & MED GLOVE, VULCANIZE RUBBER, NESOI	DPR	88,417	15,385
	THAILAND		88,417	15,385
4015191050	GLOVES SEAMLESS EXCEPT DISPOSABLE	DPR	10,901	31,737
	CHINA (TAIWAN)		1,480	10,800
	CHINA,PEOPLE'S REP.(MAINLAND)		1,442	8,240
	HONG KONG		3,500	10,909
	SPAIN		4,479	1,788
4015195000	GLOVES OF APPAREL AND CLOTHING ACCESSORIES	DPR	302	2,147
	CHINA,PEOPLE'S REP.(MAINLAND)		300	1,055
	UNITED KINGDOM OF GT BRITAIN		2	1,092
4015900050	ARTICLE OF APPAREL, EXC APRON, VULCANIZE RUB, NESO	DOZ	14,324	16,717
	CHINA (TAIWAN)		3,361	7,870
	CHINA,PEOPLE'S REP.(MAINLAND)		10,921	7,637
	MEXICO		42	1,210
4016910000	FLOOR COVERING & MAT, VULCANIZE RUB, EXC HARD RUB	X		53,585
	BRAZIL			4,542
	CHINA (TAIWAN)			3,122
	COLOMBIA			14,727
	ITALY			779
	VENEZUELA			30,415
4016920000	ERASERS, OF VULCANIZED RUBBER, EXC HARD RUBBER	X		21,391
	AUSTRIA			460
	BRAZIL			3,415
	CHINA (TAIWAN)			3,927
	CHINA,PEOPLE'S REP.(MAINLAND)			2,045
	EL SALVADOR			8,797
	GERMANY			1,251
	PANAMA			1,210
	SPAIN			286
4016931010	O-RINGS OF A KIND USED IN AUTO GOODS OF CHAPT 87	KG	1,408	41,066
	CHINA (TAIWAN)		34	277
	JAPAN		931	2,959
	REPUBLIC OF KOREA		343	36,791
	SPAIN		100	1,039
4016931020	OIL SEALS, FOR AUTO GOODS CHAPT 87	NO	377,944	232,516
	CHINA (TAIWAN)		323,794	155,615
	JAPAN		34,898	43,221
	PERU		3,730	2,723
	REPUBLIC OF KOREA		14,897	19,884
	SPAIN		625	11,073
4016931050	GASKETS/WASHER/SEALS,FOR AUTO GOODS CHAPT 87,NESOI	KG	67,889	921,301
	AUSTRALIAN ISLANDS		309	4,803
	BRAZIL		1,846	15,295
	CHINA (TAIWAN)		48,309	618,222
	FRANCE		90	308
	GERMANY		214	8,701
	JAPAN		7,972	173,112
	MEXICO		47	329
	PERU		635	11,394
	REPUBLIC OF KOREA		8,342	84,930
	SPAIN		125	4,207
4016935010	O-RINGS EXCEPT USED IN AUTO GOODS OF CHAPT 87	KG	8,205	170,213
	CHINA (TAIWAN)		182	4,042
	DENMARK		25	2,820
	FRANCE		304	8,430
	GERMANY		6,803	129,500
	ITALY		20	3,656
	JAPAN		829	18,322
	SWEDEN		12	1,342
	SWITZERLAND		1	1,282
	UNITED KINGDOM OF GT BRITAIN		29	819

TABLE - 2 IMPORTS INTO PUERTO RICO FROM FOREIGN COUNTRIES
BY COMMODITY AND COUNTRY OF ORIGIN-FISCAL YEAR 2001

COMM CODE	DESCRIPTION AND COUNTRY	UNIT	QUANTITY	VALUE - $
4016935020	OIL SEALS, EX FOR AUTO GOODS,CHAP 87	NO	149,089	338,592
	CHINA (TAIWAN)		40,353	9,220
	JAPAN		106,820	325,631
	POLAND		2	358
	REPUBLIC OF KOREA		1,909	2,427
	UNITED KINGDOM OF GT BRITAIN		5	956
4016935050	GASKETS/WASHER/SEAL,EX FOR AUTO GOODS,CHAP 87,NESO	KG	3,843	66,649
	BRAZIL		1,331	8,831
	CHINA (TAIWAN)		815	5,064
	DENMARK		23	1,942
	FRANCE		55	952
	GERMANY		55	4,967
	ITALY		445	33,620
	JAPAN		54	2,012
	SPAIN		946	2,663
	SWEDEN		21	311
	SWITZERLAND		1	621
	UNITED KINGDOM OF GT BRITAIN		97	5,666
4016940000	BOAT/DOCK FENDER, INFLATABLE/NT, OF VULCANIZED RUB	X		27,429
	JAPAN			19,685
	UNITED KINGDOM OF GT BRITAIN			7,744
4016950000	INFLATABLE ARTICLES, EXC BOAT/DOCK FENDER, NESOI	X		2,000
	UNITED KINGDOM OF GT BRITAIN			2,000
4016990500	HOUSEHOLD ARTICLES, OF VULCANIZED RUBBER, NESOI	X		38,167
	BRAZIL			936
	CHINA (TAIWAN)			10,307
	CHINA,PEOPLE'S REP.(MAINLAND)			26,924
4016991000	HANDLES & KNOBS, OF VULCANIZED RUB, EXC HARD RUB	KG	2,573	30,022
	CHINA (TAIWAN)		2,208	28,000
	CHINA,PEOPLE'S REP.(MAINLAND)		358	1,729
	JAPAN		7	293
4016991500	CAPS, LIDS & OTHER CLOSURES, OF VULCANIZED RUBBER	X		3,900,833
	BELGIUM			125,780
	CHINA (TAIWAN)			1,411
	CHINA,PEOPLE'S REP.(MAINLAND)			376
	FRANCE			1,288,298
	GERMANY			16,005
	ITALY			372,938
	JAPAN			2,087,497
	SWITZERLAND			2,655
	UNITED KINGDOM OF GT BRITAIN			5,873
4016993000	VIBRATION CONT GOOD FOR VEH OF 8701-8705,NAT RUBBR	X		391
	CHINA (TAIWAN)			391
4016993500	ARTICLES OF VULCANIZD RUB, OF NATURAL RUBBER,NESOI	X		10,588
	NETHERLANDS			10,588
4016995500	VIBRATN CONTL GDS FOR VEH OF 8701-8705 EX NAT RUBB	X		66,870
	CHINA (TAIWAN)			31,298
	GERMANY			1,968
	JAPAN			20,476
	MEXICO			9,637
	REPUBLIC OF KOREA			3,491
4016996010	MECHANIC ARTICLE FOR MOTOR VEHICLE, VULCANIZED RUB	X		64,490
	CHINA (TAIWAN)			30,402
	GERMANY			4,958
	JAPAN			5,630
	REPUBLIC OF KOREA			768
	THAILAND			17,383
	UNITED KINGDOM OF GT BRITAIN			5,349
4016996050	OTHER ARTICLE VULCANIZED RUB, EXC HARD RUB, NESOI	X		427,746
	BRAZIL			12,250
	CANADA			78,963
	CHINA (TAIWAN)			44,350
	CHINA,PEOPLE'S REP.(MAINLAND)			3,140
	COLOMBIA			596
	DOMINICAN REPUBLIC			143,281
	GERMANY			292

TABLE - 2 IMPORTS INTO PUERTO RICO FROM FOREIGN COUNTRIES
BY COMMODITY AND COUNTRY OF ORIGIN-FISCAL YEAR 2001

COMM CODE	DESCRIPTION AND COUNTRY	UNIT	QUANTITY	VALUE - $
	GUATEMALA			4,851
	HONG KONG			4,925
	INDIA			2,161
	JAPAN			96,155
	MEXICO			6,347
	NETHERLANDS			344
	REPUBLIC OF KOREA			23,527
	SPAIN			6,034
	SWEDEN			530
4017000000	HARD RUB IN ALL FORMS; ARTICLES OF HARD RUBBER	X		30,806
	CHINA (TAIWAN)			2,376
	CHINA,PEOPLE'S REP.(MAINLAND)			4,625
	JAPAN			2,160
	PERU			21,645
	RAW HIDES AND SKINS, LEATHER, FURSKINS AND ARTICLES THEREOF; SADDLERY AND HARNESS; TRAVEL GOODS, HANDBAGS AND SIMILAR CONTAINERS; ARTICLES OF ANIMAL GUT(OTHER THAN SILKWORM GUT)	TOTAL		21,462,568
	RAW HIDES AND SKINS(OTHER THAN FURSKINS) AND LEATHER	TOTAL		12,036,998
4101100000	BOV HIDES WHOLE NOV 8KG DRD/10KG DRY-SALT/14 KG FR	PCS	20	402
	DOMINICAN REPUBLIC		20	402
4101300090	HIDES & SKINS BOVINE ANIMALS NESOI OTHERWISE PRES	PCS	20	1,100
	ARGENTINA		20	1,100
4104210000	BOVINE LEATHER WITHOUT HAIR ON VEGETABLE PRETANNED	M2	12,151	39,737
	DOMINICAN REPUBLIC		12,151	39,737
4104220000	BOVINE LEATHER WITHOUT HAIR ON OTHERWISE PRETANNED	M2	8,024	23,100
	DOMINICAN REPUBLIC		7,024	20,100
	GUADELOUPE		1,000	3,000
4104299080	BOVINE AND EQUINE LEATHER NESOI TANNED OR RETANNED	KG	389	2,350
	DOMINICAN REPUBLIC		389	2,350
4104315020	BOV UPPR LEA FULL GRAIN NT SPLIT NT FANCY PREPARED	M2	4,253	12,442
	DOMINICAN REPUBLIC		4,253	12,442
4104316050	BOV BAG, CASE ETC LEA NOT FANCY FULL GRN/GRN SPLIT	M2	118	3,798
	MEXICO		118	3,798
4104318000	BOV/EQUINE LEA NESOI FANCY FULL GRAIN/GRAIN SPLIT	M2	240,529	8,181,611
	COSTA RICA		230	3,875
	FRANCE		34,076	1,030,319
	ITALY		25,314	1,026,310
	MEXICO		1,543	46,003
	NETHERLANDS		28,843	1,039,695
	NORWAY		102,773	3,264,894
	SPAIN		46,225	1,724,046
	SWEDEN		130	4,423
	UNITED KINGDOM OF GT BRITAIN		1,395	42,046
4104394000	BOVINE, EQUINE UPHOLSTERY LEA NESOI PARCHMNT-DRESS	M2	1,164	14,657
	COSTA RICA		578	10,227
	MEXICO		586	4,430
4104398000	BOVINE NESOI AND EQUINE LEATHER FANCY PARCHMT-DRSS	M2	66,025	2,419,652
	COLOMBIA		18	315
	COSTA RICA		192	5,193
	FRANCE		19,390	719,860
	ITALY		1,945	79,536
	NETHERLANDS		17,120	620,361
	SPAIN		27,360	994,387
4107103000	SWINE LEATHER, WITHOUT HAIR ON	M2	8,713	67,557
	CHINA (TAIWAN)		6,017	44,052
	CHINA,PEOPLE'S REP.(MAINLAND)		2,696	23,505
4107906000	LEATHER OF ANIMALS NESOI, WITHOUT HAIR ON, FANCY	M2	119,691	1,161,586
	FINLAND		119,691	1,161,586
4108000000	CHAMOIS (INCLUDING COMBINATION CHAMOIS) LEATHER	M2	1,250	6,380

TABLE - 2 IMPORTS INTO PUERTO RICO FROM FOREIGN COUNTRIES
BY COMMODITY AND COUNTRY OF ORIGIN-FISCAL YEAR 2001

COMM CODE	DESCRIPTION AND COUNTRY	UNIT	QUANTITY	VALUE - $
	CHINA (TAIWAN)		1,250	6,380
4111000000	COMPOSITION LEA, LEA FIBER IN SLABS, SHEETS, STRIP	KG	19,478	102,626
	DOMINICAN REPUBLIC		2,111	17,337
	MEXICO		5,028	53,823
	NETHERLANDS		6,111	11,787
	SPAIN		6,228	19,679
	ARTICLES OF LEATHER; SADDLERY AND HARNESS; TRAVEL GOODS, HANDBAGS AND SIMILAR CONTAINERS; ARTICLES OF ANIMAL GUT (OTHER THAN SILKWORM GUT)	TOTAL		9,421,257
4201003000	DOG LEASHES,COLLARS,MUZZLES,HARNESSES ETC FOR DOGS	X		159,830
	CHINA (TAIWAN)			106,727
	CHINA,PEOPLE'S REP.(MAINLAND)			12,779
	COSTA RICA			3,227
	INDIA			7,415
	MEXICO			14,829
	REPUBLIC OF KOREA			14,853
4201006000	SADDLERY & HARNESSES ETC FOR ANY ANIMAL, NESOI	X		535,632
	CHINA (TAIWAN)			58,135
	CHINA,PEOPLE'S REP.(MAINLAND)			958
	COLOMBIA			362,339
	COSTA RICA			1,125
	INDIA			83,176
	MEXICO			28,770
	SPAIN			1,129
4202110030	ATTACHE CASES,BRIEF CASES,ETC, SURFACE OF LEATHER	NO	4,075	82,192
	BRAZIL		20	2,024
	COLOMBIA		4,045	79,695
	ITALY		10	473
4202110090	TRUNKS,SUITCASES,ETC, SURFACE OF LEATHER,NESOI	NO	289	3,209
	ITALY		159	2,263
	PERU		130	946
4202122010	ATTACHE CASES, BRIEF CASES, & SIMLR CONTNS OF PLTS	NO	2,245	18,802
	CHINA,PEOPLE'S REP.(MAINLAND)		1,820	17,110
	MEXICO		25	492
	TRINIDAD @ TOBAGO		400	1,200
4202122020	TRUNKS, SUITCASES, VANITY CSES & SMLR CTNS,PLASTIC	NO	510	12,570
	CHINA,PEOPLE'S REP.(MAINLAND)		480	11,520
	COLOMBIA		30	1,050
4202122025	SCHOOL SATCHELS,SURFACE OF PLTS RIGID ON ALL SIDES	NO	43,664	25,337
	CHINA,PEOPLE'S REP.(MAINLAND)		43,000	23,610
	PERU		664	1,727
4202122035	ATTACHE CASES,BRIEF CASES,ETC, OF PLASTICS, NESOI	NO	201	1,893
	FRANCE		1	318
	NEW ZEALAND ISLANDS		200	1,575
4202122050	TRUNKS, SUITCASES, VANITY CS SURFACE OF PLST,NESOI	NO	24,997	24,508
	CHINA,PEOPLE'S REP.(MAINLAND)		24,990	21,000
	FRANCE		7	3,508
4202122085	SCHOOL SATCHELS,& SIML CNTRS SURFACE OF PLST,NESOI	NO	109,475	100,683
	CHINA,PEOPLE'S REP.(MAINLAND)		53,425	51,107
	COLOMBIA		50	1,350
	HONG KONG		55,800	47,430
	PERU		200	796
4202126000	TRUNKS,SUITCASES,ETC,VEG FIBER,NOT PILE,NESOI	NO	12,072	206,042
	CHINA,PEOPLE'S REP.(MAINLAND)		7,634	115,400
	PHILIPPINES		4,438	90,642
4202128030	ATTACHE CASES,BRIEF CASES,ETC,OF MAN-MADE FIBERS	NO	180	2,048
	CHINA,PEOPLE'S REP.(MAINLAND)		100	1,050
	MEXICO		80	998
4202128070	TRUNKS,SUITCASES,VANITY CASE,ETC,OF MAN-MADE FIBER	NO	520	28,969
	THAILAND		520	28,969
4202190000	TRUNKS,SUITCASES,VANITY CASES ETC,NESOI	NO	1,714	28,956
	CHINA,PEOPLE'S REP.(MAINLAND)		1,710	28,308
	SPAIN		4	648

TABLE - 2 IMPORTS INTO PUERTO RICO FROM FOREIGN COUNTRIES
BY COMMODITY AND COUNTRY OF ORIGIN-FISCAL YEAR 2001

COMM CODE	DESCRIPTION AND COUNTRY	UNIT	QUANTITY	VALUE - $
4202216000	HANDBAGS, OUTER SURFACE LEATHER,VAL NOT OVER $20 E	NO	85,257	593,941
	BRAZIL		1,512	25,739
	CHINA,PEOPLE'S REP.(MAINLAND)		1,200	11,400
	COLOMBIA		52,281	348,628
	INDIA		3,000	3,654
	INDONESIA		439	2,125
	ITALY		799	12,351
	MEXICO		2,731	6,756
	SPAIN		23,246	182,722
	THAILAND		49	566
4202219000	HANDBAGS,OUTER SURFACE OF LEATHER,VAL OVER $20 EA	NO	11,229	350,698
	BRAZIL		270	39,358
	CHINA,PEOPLE'S REP.(MAINLAND)		18	751
	COLOMBIA		2,605	69,063
	FRANCE		89	22,249
	INDIA		15	533
	ITALY		1,839	56,330
	SPAIN		6,393	162,414
4202221500	HANDBAGS,WITH OUTER SURFACE OF PLASTIC SHEETING	NO	181,520	575,784
	BRAZIL		1,122	12,509
	CHINA,PEOPLE'S REP.(MAINLAND)		177,406	552,236
	COLOMBIA		1,473	1,482
	FRANCE		65	325
	HONG KONG		400	1,170
	ITALY		174	2,308
	SPAIN		880	5,754
4202224020	HANDBAGS,OUTR SURF TEXT,WHOLLY/PART BRAID,COTTON	NO	97	1,500
	PORTUGAL		97	1,500
4202224030	HANDBAGS,OUTR SURF TEX,WHO/PT BRAID,MAN-MADE FIBR	NO	5,024	23,758
	CHINA,PEOPLE'S REP.(MAINLAND)		5,000	23,500
	SPAIN		24	258
4202224500	HANDBAGS,OTR SURF TEX,NOT BRAID,NOT TUFT/PL,COTTON	NO	3,888	11,441
	CHINA,PEOPLE'S REP.(MAINLAND)		1,800	4,770
	FRANCE		7	1,764
	INDONESIA		2,068	4,334
	ITALY		13	573
4202226000	HANDBAG,OTR SUR TEX,EX BRAID,EX TUF/PL,VEG FBR,NES	NO	30,290	31,753
	CHINA,PEOPLE'S REP.(MAINLAND)		5,640	17,850
	INDIA		24,650	13,903
4202227000	HANDBAGS,OTR SUR TEX,EX BRAID,PILE/TFT,>=85% SILK	NO	75	624
	INDIA		75	624
4202228030	HANDBAGS WITH OUTER SURFACE OF COTTON, NESOI	NO	7,898	39,522
	GUATEMALA		1,678	2,314
	INDONESIA		2,993	7,639
	ITALY		56	682
	MEXICO		1,522	6,686
	SPAIN		1,559	21,936
	THAILAND		90	265
4202228050	HANDBAGS,OTR SURF TEX,EX BRAID,PIL/TUFT,M-M FIBER	NO	56,530	114,862
	CHINA,PEOPLE'S REP.(MAINLAND)		13,320	37,675
	COLOMBIA		496	2,555
	ECUADOR		13,815	3,753
	INDIA		125	988
	INDONESIA		4,651	7,227
	ITALY		37	1,847
	PERU		1,187	3,442
	SPAIN		22,793	57,035
	THAILAND		106	340
4202228070	HANDBAGS,OTR SUR TEX,EX BRAD,PIL/TUF,OF PAPER YARN	NO	900	4,140
	CHINA,PEOPLE'S REP.(MAINLAND)		900	4,140
4202228080	HANDBAGS,OTR SURF TEX,EX BRAID,PIL/TUFT,NESOI	NO	3,926	22,572
	CHINA,PEOPLE'S REP.(MAINLAND)		2,000	6,200
	FRANCE		34	2,884
	INDIA		50	416
	SPAIN		1,842	13,072
4202291000	HANDBAGS,WHOLLY/MAINLY COVRD WTH PAPER, OF PLASTIC	NO	19,579	28,483

TABLE - 2 IMPORTS INTO PUERTO RICO FROM FOREIGN COUNTRIES
BY COMMODITY AND COUNTRY OF ORIGIN-FISCAL YEAR 2001

COMM CODE	DESCRIPTION AND COUNTRY	UNIT	QUANTITY	VALUE - $
	CHINA,PEOPLE'S REP.(MAINLAND)		18,924	21,297
	SPAIN		655	7,186
4202299000	HANDBAGS,NESOI	NO	24,736	25,253
	BRAZIL		3,750	16,875
	CHINA,PEOPLE'S REP.(MAINLAND)		624	1,373
	ECUADOR		19,916	3,433
	INDIA		9	671
	ITALY		6	343
	MEXICO		263	379
	SPAIN		168	2,179
4202316000	ARTICLES FOR POCKET OR HANDBAG,LEATHER,NOT REPTILE	NO	71,631	177,609
	BRAZIL		25	583
	COLOMBIA		38,962	120,351
	ECUADOR		197	400
	FRANCE		200	17,829
	GUATEMALA		2,610	1,636
	INDIA		73	263
	INDONESIA		190	958
	ITALY		12	495
	MEXICO		6,496	11,831
	PHILIPPINES		9,000	6,300
	SPAIN		13,866	16,963
4202321000	ART FOR POCKET OR HANDBAG,REINFORC OR LAM PLASTIC	NO	3,205	799
	CHINA,PEOPLE'S REP.(MAINLAND)		3,200	544
	FRANCE		5	255
4202322000	ART FOR POCKET OR HANDBG,OF PLASTIC SHEETING,NESOI	NO	180,712	245,860
	CHINA,PEOPLE'S REP.(MAINLAND)		173,645	228,630
	COLOMBIA		4,100	13,726
	FRANCE		100	405
	HONG KONG		2,436	2,001
	ISRAEL		400	600
	PANAMA		31	498
4202324000	ART FOR POCKET/HANDBAG,NOT PILE OR TUFTD,OF COTTON	NO	13,680	18,978
	CHINA,PEOPLE'S REP.(MAINLAND)		13,680	18,978
4202328000	ART FOR POCKET/HANDBG,VEG FIBR,NOT PILE/TUFT,NESOI	NO	4,629	19,139
	CHINA,PEOPLE'S REP.(MAINLAND)		4,350	18,749
	SPAIN		279	390
4202329550	ART FOR POCKET OR HANDBAG,OF MAN-MADE FIBERS	NO	43,867	35,407
	CHINA,PEOPLE'S REP.(MAINLAND)		41,568	31,129
	COLOMBIA		1,599	3,578
	FRANCE		700	700
4202329560	ART FOR POCKET OR HANDBAG,OUTER SURFACE TEXT,NESOI	NO	2,250	450
	ECUADOR		2,250	450
4202391000	ARTICL FOR POCKT OR HANDBG,COVD W PAPER,OF PLASTIC	NO	333	2,394
	HONG KONG		333	2,394
4202399000	ARTICLES FOR POCKET OR HANDBAG,NESOI	NO	6,599	16,516
	COLOMBIA		3,500	12,238
	HONG KONG		3,099	4,278
4202910030	TRAVEL,SPORTS AND SIMILAR BAGS,OUTER SURF LEATHER	NO	8,627	111,392
	BRAZIL		8	1,026
	COLOMBIA		8,388	97,870
	FRANCE		8	2,068
	ITALY		128	9,664
	MEXICO		60	414
	MOROCCO		35	350
4202910090	CONTAINERS,WITH OUTER SURFACE LEATHER,NESOI	NO	4,799	11,931
	BRAZIL		4	320
	COLOMBIA		1,178	7,275
	FRANCE		2	493
	INDIA		1,000	305
	SPAIN		2,615	3,538
4202921500	TRAVEL,SPORTS & SIMILAR BAGS,OUTER SURF COTTON	NO	9,880	35,745
	CHINA,PEOPLE'S REP.(MAINLAND)		9,880	35,745
4202922000	TRAVEL,SPORTS & SIMILAR BAGS,OUTER SURF EXC COTTON	NO	67,090	336,240
	CHINA,PEOPLE'S REP.(MAINLAND)		64,990	335,064
	INDIA		2,100	1,176

TABLE - 2 IMPORTS INTO PUERTO RICO FROM FOREIGN COUNTRIES
BY COMMODITY AND COUNTRY OF ORIGIN-FISCAL YEAR 2001

COMM CODE	DESCRIPTION AND COUNTRY	UNIT	QUANTITY	VALUE - $
4202923016	TRAVEL, SPORTS BAGS, ETC. OF COTTON	NO	19,545	22,462
	CHINA,PEOPLE'S REP.(MAINLAND)		17,424	8,895
	GUATEMALA		56	702
	MEXICO		1,988	12,097
	SPAIN		77	768
4202923020	BACKPACKS, OF MAN-MADE FIBER	NO	64,132	310,083
	BANGLADESH		768	2,758
	CHINA (TAIWAN)		3,804	18,069
	CHINA,PEOPLE'S REP.(MAINLAND)		51,554	246,941
	COLOMBIA		1,602	16,028
	INDONESIA		1,780	2,772
	MEXICO		64	1,042
	PERU		720	5,688
	PHILIPPINES		3,600	16,061
	THAILAND		240	724
4202923031	TRAVEL,SPORTSBAGS,ETC,NOT BACKPACKS,MANMADE-FIBER	NO	78,197	550,930
	BANGLADESH		5,544	35,389
	CHINA (TAIWAN)		984	7,868
	CHINA,PEOPLE'S REP.(MAINLAND)		67,232	459,539
	INDONESIA		2,761	13,024
	ITALY		858	30,000
	SPAIN		50	502
	THAILAND		768	4,608
4202923091	TRAVEL,SPORTS BAGS,ETC,OF TEXTILE MATERIALS,NESOI	NO	6,101	7,484
	CHINA,PEOPLE'S REP.(MAINLAND)		1,440	5,184
	ECUADOR		4,661	2,300
4202924500	TRAVEL,SPORTS BAGS,ETC,OF PLASTIC SHEETING,NESOI	NO	490,020	876,418
	BRAZIL		600	3,420
	CHINA,PEOPLE'S REP.(MAINLAND)		439,190	780,487
	FRANCE		2,312	20,562
	HONG KONG		45,512	61,820
	INDONESIA		146	742
	IRELAND		155	1,442
	ISRAEL		960	1,104
	ITALY		28	2,486
	PANAMA		95	1,537
	PERU		30	636
	SPAIN		992	2,182
4202925000	MUSICAL INSTRUMENT CASES,OUTER SURF PLST/TEXT MATL	NO	9,316	121,131
	CHINA (TAIWAN)		478	16,663
	CHINA,PEOPLE'S REP.(MAINLAND)		7,373	93,985
	HONG KONG		467	3,181
	INDONESIA		726	3,155
	MEXICO		260	3,770
	THAILAND		12	377
4202926091	OTHER BAGS,OF COTTON	NO	1,739	6,199
	GUATEMALA		600	390
	SPAIN		1,139	5,809
4202929015	OTHER, JEWELRY BOXES,& SIMIL CONT,RETAIL, W CONTEN	NO	1,344	1,290
	CHINA,PEOPLE'S REP.(MAINLAND)		1,344	1,290
4202929026	OTHER BAGS,OUTER SURFACE OF MAN-MADE FIBERS	NO	114,650	132,446
	CHINA (TAIWAN)		12,100	16,214
	CHINA,PEOPLE'S REP.(MAINLAND)		100,502	104,627
	FRANCE		100	261
	SPAIN		1,948	11,344
4202929050	CASES TO PROTECT/TRANSPORT CD'S ETC,OUT SURF PLAST	NO	28,932	62,745
	CHINA (TAIWAN)		612	781
	CHINA,PEOPLE'S REP.(MAINLAND)		28,020	61,706
	NEW ZEALAND ISLANDS		300	258
4202929060	OTH BAGS/CASES WITH OUTER SURFACE OF PLASTIC,NESOI	NO	289,357	172,334
	CANADA		5,100	2,805
	CHINA,PEOPLE'S REP.(MAINLAND)		274,334	127,990
	FRANCE		163	292
	HONDURAS		9,586	40,366
	MEXICO		99	310
	SPAIN		75	571

TABLE - 2 IMPORTS INTO PUERTO RICO FROM FOREIGN COUNTRIES
BY COMMODITY AND COUNTRY OF ORIGIN-FISCAL YEAR 2001

COMM CODE	DESCRIPTION AND COUNTRY	UNIT	QUANTITY	VALUE - $
4202991000	OTHER BAGS,COVERED WITH PAPER, OF PLASTIC	NO	1,023,467	554,421
	CHINA (TAIWAN)		600	8,024
	CHINA,PEOPLE'S REP.(MAINLAND)		701,218	270,730
	COLOMBIA		720	18,000
	FRANCE		12,157	24,605
	HONG KONG		278,418	208,575
	INDIA		93	325
	SPAIN		9,055	2,450
	SWITZERLAND		106	1,549
	THAILAND		21,100	20,163
4202999000	OTHER BAGS,NESOI	NO	375	1,714
	CHINA (TAIWAN)		175	454
	CHINA,PEOPLE'S REP.(MAINLAND)		200	1,260
4203104030	MEM'S & BOYS COATS/JACKETS OF LEATHER, EXC REPTILE	NO	10	369
	INDIA		10	369
4203104060	WOMEN'S, GIRLS' & INFANTS COATS/JACKETS OF LEATHER	NO	33	1,994
	COLOMBIA		26	780
	ITALY		3	323
	MEXICO		4	891
4203104095	OTHER WMN'S,GRL'S AND INFNT'S LEATHER APPAREL NES	NO	100	3,181
	COLOMBIA		100	3,181
4203214000	BASEBALL & SOFTBALL GLOVES,MITS (EXCEPT BATTING)	NO	6,417	105,514
	CHINA,PEOPLE'S REP.(MAINLAND)		3,108	30,113
	INDONESIA		996	16,207
	JAPAN		105	8,741
	SWITZERLAND		48	1,200
	VENEZUELA		2,160	49,253
4203218060	OTHER GLOVES,MITTENS & MITS,FOR SPORTS,NESOI	X		906
	CHINA (TAIWAN)			906
4203290800	GLOVES,HORSEHIDE OR COWHIDE,ALL LEATHER,NESOI	DPR	1,433	13,479
	CHINA,PEOPLE'S REP.(MAINLAND)		1,425	12,939
	COLOMBIA		8	540
4203291500	GLOVES,HORSEHIDE OR COWHIDE,NOT ALL LEATH, W FOURC	DPR	700	5,469
	CHINA,PEOPLE'S REP.(MAINLAND)		700	5,469
4203291800	GLOVES HORSEHIDE OR COWHIDE,NOT ALL LEATHER,NESOI	DPR	7,956	83,860
	CHINA,PEOPLE'S REP.(MAINLAND)		7,089	71,704
	HONG KONG		750	10,500
	MEXICO		117	1,656
4203293010	GLOVES & MITTENS OF LEATHER,NESOI,MEN'S NOT LINED	DPR	800	7,343
	CHINA,PEOPLE'S REP.(MAINLAND)		800	7,343
4203293020	GLOVES & MITTENS OF LEATHER,NESOI,MEN'S LINED	DPR	2,000	8,453
	CHINA,PEOPLE'S REP.(MAINLAND)		2,000	8,453
4203294000	GLOVES & MITTENS,LEATH,NESOI,NOT MEN'S,NOT LINED	DPR	1,617	15,553
	CHINA,PEOPLE'S REP.(MAINLAND)		1,200	8,053
	MEXICO		417	7,500
4203295000	GLOVES & MITTENS,LEATHER,NESOI,NOT MEN'S,LINED	DPR	2,000	23,325
	CHINA,PEOPLE'S REP.(MAINLAND)		2,000	23,325
4203300000	BELTS & BANDOLIERS WITH OR WITHOUT BUCKLES	X		425,760
	BRAZIL			4,074
	CHINA (TAIWAN)			87,275
	CHINA,PEOPLE'S REP.(MAINLAND)			54,697
	COLOMBIA			70,020
	FRANCE			770
	INDIA			23,886
	INDONESIA			1,220
	ITALY			14,859
	MEXICO			8,298
	MOROCCO			374
	SPAIN			160,287
4205008000	ARTICLES OF LEATHER,NESOI	X		32,135
	CHINA,PEOPLE'S REP.(MAINLAND)			16,920
	COLOMBIA			8,577
	DOMINICAN REPUBLIC			588
	FRANCE			646
	HAITI			885
	ITALY			1,149

TABLE - 2 IMPORTS INTO PUERTO RICO FROM FOREIGN COUNTRIES
BY COMMODITY AND COUNTRY OF ORIGIN-FISCAL YEAR 2001

COMM CODE	DESCRIPTION AND COUNTRY	UNIT	QUANTITY	VALUE - $
	MEXICO			1,152
	PANAMA			288
	PHILIPPINES			1,530
	SPAIN			400
4206103000	ARTICLES OF CATGUT,FOR MFG OF STERILE SURGICAL SUT	X		1,806,797
	AUSTRALIAN ISLANDS			3,690
	BRAZIL			1,788,974
	DOMINICAN REPUBLIC			14,133
	FURSKINS AND ARTIFICIAL FUR; MANUFACTURES THEREOF	TOTAL		4,313
4302300000	FURSKINS, WHOLE AND PIECES, TANNED, ASSEMBLED	X		4,313
	ARGENTINA			4,313
	WOOD AND ARTICLES OF WOOD;WOOD CHARCOAL; CORK AND ARTICLES OF CORK; MANUFACTURES OF STRAW, OF ESPARTO OR OF OTHER PLAITING MATERIALS;BASKETWARE AND WICKERWORK	TOTAL		77,918,371
	WOOD AND ARTICLES OF WOOD; WOOD CHARCOAL	TOTAL		77,253,365
4402000000	WOOD CHARCOAL, WHETHER OR NOT AGGLOMERATED	T	26	8,749
	ARGENTINA		15	6,371
	DOMINICAN REPUBLIC		11	2,378
4403100040	FENCE POSTS, TREATED PAINT/STAIN/CRESOTE/OTH PRESV	M	7,317	3,720
	CANADA		7,317	3,720
4403100050	POLES/PILES/POSTS NESOI TREATED PAINT/STAIN/ETC	M	1,660	11,702
	CANADA		1,660	11,702
4403100060	WOOD IN ROUGH NESOI TREATD PAINT/STAIN/CRESOTE ETC	M3	108	7,560
	CHINA,PEOPLE'S REP.(MAINLAND)		108	7,560
4403200057	CEDAR NESOI LOGS/TIMBER IN THE ROUGH, NOT TREATED	M3	369	200,846
	BRAZIL		235	90,508
	PERU		134	110,338
4404100080	POLES, PILES AND POSTS, POINTED, CONIFEROUS	X		60,972
	GUYANA			60,972
4404100090	HOOPWOOD/CHIPWOOD/WOOD STICKS RGHLY TRIM ETC CONIF	X		15,699
	BRAZIL			4,906
	ITALY			10,793
4407100002	WOOD SAWN LGTH TRTD OV 6MM CONIF EX FINGER-JOINTED	M3	7,168	1,460,893
	CANADA		3,497	611,373
	HONDURAS		3,671	849,520
4407100015	MIX OF SPRU/PINE/FIR WD SAW NT TRTD EX FINGER-JOIN	M3	95,628	10,030,236
	CANADA		95,628	10,030,236
4407100016	MIX W.HEMLOCK & AMABILIS FIR NT TRT EX FINGER-JOIN	M3	5,203	651,235
	CANADA		5,203	651,235
4407100019	SPRUCE NESOI WD SAW OV 6MM UNTR RGH EX FINGER-JOIN	M3	7,010	706,588
	CANADA		7,010	706,588
4407100020	SPRUCE NESOI WD OV 6MM UNTRT NESOI EX FINGER-JOINT	M3	120	21,079
	CANADA		120	21,079
4407100045	LODGEPOLE PINE WD OV6MM NT TRT NESOI EX FINGR-JOIN	M3	565	118,232
	BRAZIL		565	118,232
4407100046	PITCH PINE ETC OV6MM NOT TRT RGH EX FINGER-JOINTED	M3	10,197	2,157,182
	BRAZIL		4,958	905,923
	HONDURAS		5,239	1,251,259
4407100047	PITCH PINE ETC OV6MM NT TRT NESOI EX FINGER-JOINTD	M3	7,681	1,086,799
	BRAZIL		6,831	959,000
	CHILE		850	127,799
4407100049	PONDEROSA PINE OV 6MM NOT TRT NESOI EX FINGR-JOINT	M3	2,217	350,273
	CANADA		2,217	350,273
4407100052	PINE WOOD NESOI OV 6MM UNTRTD RGH EX FINGER-JOINTD	M3	1,343	212,188
	CHILE		1,343	212,188
4407100053	PINE WOOD NESOI OV 6MM UNTRT NESOI EX FINGR-JOINTD	M3	498	108,311
	BRAZIL		498	108,311

TABLE - 2 IMPORTS INTO PUERTO RICO FROM FOREIGN COUNTRIES
BY COMMODITY AND COUNTRY OF ORIGIN-FISCAL YEAR 2001

COMM CODE	DESCRIPTION AND COUNTRY	UNIT	QUANTITY	VALUE - $
4407100064	HEMLOCK V 6MM THICK NT TRTD ROUGH EX FINGER-JOINTD	M3	22	4,571
	CANADA		22	4,571
4407100065	HEMLOCK OV 6MM THICK, NT TRTD NESOI EX FINGER-JOIN	M3	1,722	169,953
	CANADA		1,722	169,953
4407100075	YELLOW CEDAR OV6MM UNTREATD NESOI EX FINGER-JOINTD	M3	125	75,190
	BRAZIL		125	75,190
4407100077	CEDAR NESOI OV6MM UNTREATD NESOI EX FINGER-JOINTED	M3	145	73,257
	BRAZIL		133	68,185
	ECUADOR		12	5,072
4407100092	CONIF WD NESOI SWN OV6MM UNTRT RGH EX FINGR-JOINTD	M3	31	20,830
	BRAZIL		31	20,830
4407100093	CONIFROUS NESOI SWN OV6MM UNTRT RGH EX FINGR-JOINT	M3	607	336,475
	BRAZIL		287	129,607
	ECUADOR		20	7,785
	SPAIN		300	199,083
4407240005	BALSA WOOD SAWN LENGTHWISE, OVER 6MM, ROUGH	M3	35	26,296
	GUATEMALA		35	26,296
4407240025	MAHOGANY WOOD SAWN LENGTHWISE, OVER 6MM, ROUGH	M3	231	276,403
	BRAZIL		49	39,660
	HONDURAS		140	205,969
	SLOVENIA		42	30,774
4407240030	MAHOGANY WOOD SAWN LENGTHWISE, OVER 6MM, NESOI	M3	1,077	874,112
	BRAZIL		334	259,515
	HONDURAS		105	137,991
	NICARAGUA		120	100,919
	PERU		459	305,402
	SLOVENIA		41	29,127
	SPAIN		18	41,158
4407240095	BABOEN & IMBUIA WOOD SAWN LNGTHWS OVER 6MM, NESOI	M3	468	422,383
	BRAZIL		453	413,278
	PERU		15	9,105
4407260000	WHITE LAUAN/MERANTI/SERAYA,YELLOW MERANTI & ALAN	M3	280	18,018
	BRAZIL		280	18,018
4407290090	TROPICAL WOOD, NESOI, ROUGH, OVER 6MM, SEE NOTE 1	M3	59	22,240
	CHINA,PEOPLE'S REP.(MAINLAND)		59	22,240
4407290095	TROPICAL WOOD, NESOI, OVER 6MM, SEE NOTE 1	M3	247	177,875
	BRAZIL		44	34,433
	PERU		203	143,442
4407910021	RED OAK WOOD SAWN LENGTHWISE, OVER 6 MM, NESOI	M3	23	8,400
	PANAMA		23	8,400
4407910061	OAK WOOD EXCEPT RED SAWN LNGTHWISE OVER 6MM, NESOI	M3	17	5,779
	CANADA		17	5,779
4407920040	BEECH WOOD, SAWN LENGTHWISE, OVER 6 MM, NESOI	M3	15	9,247
	BRAZIL		15	9,247
4407990046	YELLOW POPLAR WOOD SAWN LENGTHWISE OVER 6 MM NESOI	M3	1,040	120,048
	CANADA		1,040	120,048
4407990091	NONCONIFEROUS WOOD NESOI SAWN LNGTHWS OV 6MM ROUGH	M3	12,023	1,918,217
	BRAZIL		282	177,614
	CANADA		11,689	1,657,188
	NETHERLANDS		52	83,415
4407990096	NONCONIFERS WOOD NESOI SAWN LENGTHWS OV 6 MM NESOI	M3	1,958	880,984
	BRAZIL		1,496	595,676
	FRANCE		80	29,450
	HONDURAS		12	10,792
	PERU		370	245,066
4408900098	NONCONIF NESOI VEN/PLYWD SHEET SAWN NOV 6MM BACKED	M2	4,215	21,499
	SPAIN		4,215	21,499
4409101080	WOOD SIDING NESOI, CONIFEROUS EX WESTERN RED CEDAR	M2	8,289	14,999
	HONDURAS		8,289	14,999
4409102000	WOOD FLOORING, NOT ASSEMBLED, CONIFEROUS	M2	265	16,073
	BRAZIL		63	7,330
	ITALY		8	2,439
	SWEDEN		194	6,304
4409104000	PINE (PINUS SPP.) STANDARD WOOD MOLDING	M	1,023,712	531,106
	BRAZIL		1,007,415	500,215
	HONDURAS		16,297	30,891

TABLE - 2 IMPORTS INTO PUERTO RICO FROM FOREIGN COUNTRIES
BY COMMODITY AND COUNTRY OF ORIGIN-FISCAL YEAR 2001

COMM CODE	DESCRIPTION AND COUNTRY	UNIT	QUANTITY	VALUE - $
4409104500	STANDARD WOOD MOLDINGS, NESOI, CONIFEROUS	M	22,566	23,475
	BRAZIL		19,574	12,690
	HONDURAS		2,312	5,930
	SPAIN		680	4,855
4409105000	WOOD MOLDINGS, NESOI, CONIFEROUS	M	163,901	175,188
	BRAZIL		156,008	126,761
	DOMINICAN REPUBLIC		1,003	10,101
	ECUADOR		3,757	30,700
	SPAIN		3,133	7,626
4409201000	WOOD SIDING CONTINUOUSLY SHAPED, NONCONIFEROUS	M2	50	3,319
	SPAIN		50	3,319
4409202560	WOOD FLOORING NESOI, NONCONIFEROUS	M2	18,143	128,900
	ARGENTINA		100	2,350
	BRAZIL		17,202	109,727
	SPAIN		841	16,823
4409204000	STANDARD WOOD MOLDINGS, NONCONIFEROUS	M	572,168	769,610
	BRAZIL		502,033	559,315
	HONDURAS		6,555	10,037
	SPAIN		63,580	200,258
4409205000	WOOD MOLDINGS, NESOI, NONCONIFEROUS	M	437,721	560,412
	BRAZIL		370,021	350,531
	CHINA (TAIWAN)		21,536	51,972
	DOMINICAN REPUBLIC		23,135	71,496
	ECUADOR		5,801	14,336
	SPAIN		17,228	72,077
4409206000	WOODEN DOWEL RODS, PLAIN, NONCONIFEROUS	M	346	2,100
	PANAMA		346	2,100
4409209000	WOOD CONTINUOUSLY SHAPED, NONCONIFEROUS, NESOI	M3	40	24,230
	BRAZIL		40	24,230
4410190020	PARTICLEBOARD, OF WOOD	M3	13,319	2,036,990
	BRAZIL		30	5,068
	COLOMBIA		195	12,960
	ECUADOR		37	11,418
	FRANCE		13,057	2,007,544
4410190060	BOARDS OF WOOD, NESOI	M3	1,634	212,636
	ARGENTINA		1,232	99,568
	COLOMBIA		270	29,012
	FRANCE		2	6,153
	SPAIN		130	77,903
4410900000	PARTICLE & SIMILAR BOARD OF LIGNEOUS MAT'L NESOI	M3	243	40,884
	ARGENTINA		212	33,844
	BRAZIL		31	7,040
4411110095	FIBERBD OV.8G/CM3 NT MECHANIC WRKD/SURF COVR NESOI	M3	1,242	129,028
	ARGENTINA		1,182	113,553
	BRAZIL		60	15,475
4411210095	FIBRBD OV.5 NOV.8G/CM3 NT MECH WRKD/SURF CVR NESOI	M3	23	4,732
	ARGENTINA		23	4,732
4411293000	FIRBD LIGNEOUS TONGUE GROOVE OV.5 NOV.8G/CM3 NESOI	M3	30	8,458
	BRAZIL		30	8,458
4411296095	FIBERBD NT SRFACE COVR DENSTY >.5/NOV.8G/CM3 NESOI	M3	202	81,218
	BRAZIL		202	81,218
4411990010	FBERBRD, WOOD/OTH LIG MTRL, IMPRG W/ BITUMEN NESOI	M3	46	16,167
	BRAZIL		46	16,167
4412130540	PLYWD BIRCH/TRPRCL OUTER ONLY WD SHT NT SURF COVRD	M3	38	20,103
	BRAZIL		38	20,103
4412132510	PLYWD SPANISH CEDAR TRPRCL WD OUTR ONLY WD SHEETS	M3	12,546	5,727,576
	BRAZIL		12,546	5,727,576
4412134040	PLYWD MAHOGANY FACE/TRPCL WD OUTR PLY WD SHEETS	M3	3,959	1,743,740
	BRAZIL		3,825	1,692,238
	ECUADOR		85	40,555
	PANAMA		49	10,947
4412134060	PLYWD OUTR PLY SPEC TRP WD, <6MM THICK,NT SURF COV	M3	4,256	1,467,246
	BRAZIL		4,134	1,415,049
	INDONESIA		122	52,197
4412134070	PLYWD OUTR PLY SPEC TROP WOOD,SURFCE COV W/ CLEAR	M3	7,181	2,175,755
	BRAZIL		7,181	2,175,755

TABLE - 2 IMPORTS INTO PUERTO RICO FROM FOREIGN COUNTRIES
BY COMMODITY AND COUNTRY OF ORIGIN-FISCAL YEAR 2001

COMM CODE	DESCRIPTION AND COUNTRY	UNIT	QUANTITY	VALUE - $
4412135060	PLYWD OUTR PLY TRPCL WD SHEETS WD ONLY NT SRFC COV	M3	4,105	1,103,088
	BRAZIL		4,105	1,103,088
4412136000	PLYWD OUT PLY SPEC TROP WD,SHEETS WD ONLY,NESOI	M3	163	104,475
	BRAZIL		100	26,074
	MALAYSIA		63	78,401
4412139000	PLYWD, SHEETS WD ONLY, NESOI	M3	199	64,849
	BRAZIL		199	64,849
4412140520	PLYWD BIRCH FACE, HDWD OUTER, ONLY WD, 3.6X1.2X2.2	M3	127	61,187
	BRAZIL		127	61,187
4412140560	PLYWD FACE BIRCH OUTER HDWD ONLY WOOD SHEETS NESOI	M3	18	3,600
	BRAZIL		18	3,600
4412142510	PLYWD SPANISH CEDAR FACE HDWD OUTR ONLY WOOD SHEET	M3	15,574	5,776,800
	BRAZIL		15,574	5,776,800
4412143040	PLYWD MAHOGANY FACE HDWD OUTR PLY WOOD SHEETS ONLY	M3	787	309,454
	BRAZIL		534	214,410
	CHINA,PEOPLE'S REP.(MAINLAND)		253	95,044
4412143060	PLYWD OUTER PLY HDWD SHEETS WD ONLY NT SURFACE COV	M3	9,604	2,529,241
	BRAZIL		7,866	2,206,894
	CHINA,PEOPLE'S REP.(MAINLAND)		43	12,193
	COLOMBIA		124	13,097
	GUYANA		1,571	297,057
4412143070	PLYWD OUTR PLY HARDWD, SHEETS WD ONLY SURFCE COVER	M3	3,867	1,037,110
	BRAZIL		792	220,198
	ECUADOR		42	23,529
	GUYANA		3,033	793,383
4412191000	PLYWD PARANA PINE FACE SFTWD OUTER, SHEETS WD ONLY	M3	3,515	738,358
	BRAZIL		3,515	738,358
4412194019	PLYWD OUTR PLIES SFTWD 1 DOUGLAS FIR ALL WD NESOI	M3	7,801	1,655,811
	BRAZIL		7,718	1,638,169
	HONDURAS		83	17,642
4412194031	PLYWD 1 OUT PLY S PINE ETC 2 OUT PLIES SFTWD ROUGH	M3	8,174	1,580,647
	BRAZIL		8,174	1,580,647
4412194032	PLYWD 1 OUT PLY S PINE ETC 2 OUT PLIES SFTW SANDED	M3	263	51,052
	BRAZIL		263	51,052
4412194039	PLYWD 1 OUT PLY S PINE ETC 2 OUTR PLIES SFTW NESOI	M3	18,147	4,204,740
	BRAZIL		18,147	4,204,740
4412195010	PLYWD ONE OUTER PLY DOUGLAS FIR BOTH SOFTWD, NESOI	M3	48	61,204
	CANADA		48	61,204
4412195030	PLYWD OUTR PLY LONG LEAF PINE ETC BOTH SFTWD NESOI	M3	272	60,981
	BRAZIL		272	60,981
4412223010	PLYWD SPAN CED FACE,1 PLY TROP,NOT SURFACE COVERED	M3	545	227,438
	BRAZIL		545	227,438
4412223040	PLYWD MAHOGANY FACE,1 PLY TROP,NOT SURFACE COVERED	M3	133	51,170
	BRAZIL		133	51,170
4412223060	PLYWD, 1 PLY TROP, OV 3.6MMX1.2MX2.2M, NT SURF COV	M3	5,783	1,373,555
	BRAZIL		5,783	1,373,555
4412223070	PLYWOOD, 1 PLY TROPICAL WOOD, NESOI	M3	208	57,496
	BRAZIL		208	57,496
4412230000	VEN PANEL,AT LEAST 1 LAY NONCON WOOD 1 LAY PART BD	M3	15	6,819
	GERMANY		15	6,819
4412293540	PLYWD MAHOGANY FACE, 1 PLY NONCON, NOT SURFACE COV	M3	142	70,089
	BRAZIL		142	70,089
4412293570	PLYWOOD, 1 PLY OF NONCONIFEROUS WOOD, NESOI	M3	45	37,985
	BRAZIL		45	37,985
4412929040	VEAN PANELS VIRGINIA PINE FACE 1TROPICAL OUTER PLY	M3	160	36,692
	BRAZIL		160	36,692
4412929090	VENEERED PANELS ETC 1 TROPICAL OUTER PLY, NESOI	M3	154	30,961
	BRAZIL		154	30,961
4412995500	PLYWOOD, NESOI	M3	41	9,640
	BRAZIL		41	9,640
4412999540	VENEER PANELS, LAM WD FACE PLY VIRGINIA PINE, ETC	M3	407	82,064
	BRAZIL		407	82,064
4412999590	VENEERED PANELS AND SIMILAR LAMINATED WOOD, NESOI	M3	51	7,621
	BRAZIL		51	7,621
4413000000	DENSIFIED WD BLOCKS/PLATES/STRIPS/PROFILE SHAPES	KG	26,994	22,786
	BRAZIL		16,187	10,208

TABLE - 2 IMPORTS INTO PUERTO RICO FROM FOREIGN COUNTRIES
BY COMMODITY AND COUNTRY OF ORIGIN-FISCAL YEAR 2001

COMM CODE	DESCRIPTION AND COUNTRY	UNIT	QUANTITY	VALUE - $
	CANADA		10,807	12,578
4414000000	WOODEN FRAMES PAINTINGS, PHOTOGRAPHS, MIRRORS, ETC	NO	328,519	486,709
	CHINA (TAIWAN)		7,924	55,901
	CHINA,PEOPLE'S REP.(MAINLAND)		126,674	214,199
	ITALY		24	4,171
	MEXICO		539	18,700
	SPAIN		193,358	193,738
4415109000	CRATES, DRUMS, SIMILAR PACKINGS CABLE DRUMS, WOOD	NO	222	4,747
	GERMANY		215	2,726
	UNITED KINGDOM OF GT BRITAIN		7	2,021
4415208000	PALLETS, BOX-PALLETS, LOAD BOARDS, OF WOOD, NESOI	NO	171,311	154,689
	CANADA		169,296	66,541
	GERMANY		615	62,248
	MEXICO		1,400	25,900
4416003020	CASKS, BARRELS, HOGSHEADS, USED, ASSEMBLED, WOOD	NO	22,817	707,696
	CANADA		22,817	707,696
4417002000	BROOM/MOP HANDLES >1.9CM DIAMETER >97CM LONG, WOOD	NO	1,238,550	225,878
	BRAZIL		390,650	75,155
	CHINA (TAIWAN)		126,100	15,215
	COLOMBIA		9,000	8,055
	HONDURAS		712,800	127,453
4417008010	TOOLS HANDLES OF WOOD	X		357,191
	ARGENTINA			17,565
	BRAZIL			254,921
	CHINA,PEOPLE'S REP.(MAINLAND)			19,596
	MEXICO			6,406
	PARAGUAY			15,758
	SPAIN			42,945
4417008090	TOOLS TOOL/BRUSH/BROOM BODIES SHOE LAST/TREE, WOOD	X		116,757
	BRAZIL			62,599
	CHINA,PEOPLE'S REP.(MAINLAND)			4,282
	INDONESIA			36,147
	MEXICO			11,371
	PANAMA			2,358
4418100000	WINDOWS, FRENCH-WINDOWS AND THEIR FRAMES, OF WOOD	NO	5,312	248,951
	BRAZIL		4,307	183,796
	CANADA		31	12,318
	CHILE		109	27,984
	DOMINICAN REPUBLIC		61	12,585
	MEXICO		700	2,669
	TRINIDAD @ TOBAGO		104	9,599
4418204000	FRENCH DOORS, OF WOOD	NO	4,145	287,978
	BRAZIL		4,083	270,450
	CANADA		3	4,729
	TRINIDAD @ TOBAGO		59	12,799
4418208030	FLUSH DOORS, OF WOOD	NO	176,629	3,237,655
	BRAZIL		176,132	3,201,718
	TRINIDAD @ TOBAGO		497	35,937
4418208060	DOORS AND THEIR FRAMES, THRESHOLDS, OF WOOD, NESOI	NO	574,900	9,039,283
	BOLIVIA		35	9,349
	BRAZIL		514,523	7,392,729
	CANADA		118	83,138
	CHILE		183	88,503
	CHINA (TAIWAN)		287	73,186
	CHINA,PEOPLE'S REP.(MAINLAND)		1,886	43,580
	COLOMBIA		21	13,468
	DOMINICAN REPUBLIC		1,614	123,389
	ECUADOR		3,089	69,800
	GERMANY		900	7,812
	GUATEMALA		4	2,320
	INDONESIA		49,060	671,393
	ITALY		142	34,990
	MEXICO		716	245,311
	PANAMA		1,604	69,191
	SPAIN		490	87,444
	TRINIDAD @ TOBAGO		228	23,680

TABLE - 2 IMPORTS INTO PUERTO RICO FROM FOREIGN COUNTRIES
BY COMMODITY AND COUNTRY OF ORIGIN-FISCAL YEAR 2001

COMM CODE	DESCRIPTION AND COUNTRY	UNIT	QUANTITY	VALUE - $
4418300000	PARQUET PANELS, OF WOOD	M2	232	11,700
	BRAZIL		232	11,700
4418500010	WESTERN RED CEDAR SHINGLES	SQ	125	12,565
	CANADA		125	12,565
4418500050	SHAKES OF WOOD	SQ	525	49,055
	BRAZIL		241	19,968
	ECUADOR		284	29,087
4418904040	FABRICATED STRUCTURAL WOOD MEMBERS, NESOI	X		27,509
	BELGIUM			2,803
	BRAZIL			16,806
	COLOMBIA			7,900
4418904050	PREFABRICATED PARTITIONS & PANELS FOR BUILDINGS WD	X		2,605
	SPAIN			2,605
4418904090	BUILDERS' JOINERY AND CARPENTRY OF WOOD, NESOI	X		944,711
	BRAZIL			798,737
	CHINA,PEOPLE'S REP.(MAINLAND)			12,770
	COLOMBIA			9,287
	HONDURAS			82,664
	INDONESIA			4,235
	SPAIN			17,363
	SWEDEN			6,809
	TRINIDAD @ TOBAGO			12,846
4419004000	FORKS AND SPOONS, OF WOOD	X		4,590
	CHINA,PEOPLE'S REP.(MAINLAND)			4,590
4419008000	TABLEWARE AND KITCHENWARE, OF WOOD, NESOI	X		181,159
	BRAZIL			46,755
	CHINA,PEOPLE'S REP.(MAINLAND)			83,343
	DOMINICAN REPUBLIC			27,918
	INDONESIA			2,026
	ITALY			13,343
	THAILAND			7,774
4420100000	STATUETTES AND OTHER ORNAMENTS, OF WOOD	X		424,123
	BRAZIL			6,207
	CHINA,PEOPLE'S REP.(MAINLAND)			197,448
	COLOMBIA			32,896
	COSTA RICA			10,104
	DOMINICAN REPUBLIC			2,601
	ECUADOR			4,980
	HAITI			2,268
	HONG KONG			5,671
	INDIA			20,578
	INDONESIA			36,413
	ISRAEL			4,000
	MEXICO			59,400
	PERU			7,713
	PHILIPPINES			2,999
	SPAIN			3,710
	THAILAND			9,849
	VENEZUELA			17,286
4420904500	JEWELRY BOXES, ETC WOOD, NOT LINED TEXTILE FABRIC	NO	90	5,310
	PHILIPPINES		90	5,310
4420906500	JEWELRY BOXES, ETC WOOD LINED WITH TEXTILE FABRICS	KG	635	3,867
	INDIA		635	3,867
4420908000	WOOD MARQUETRY, INLAID WOOD, CASKETS, ETC, NESOI	X		86,846
	ARGENTINA			3,774
	CANADA			28,049
	CHINA (TAIWAN)			3,112
	CHINA,PEOPLE'S REP.(MAINLAND)			41,722
	INDIA			8,150
	MEXICO			2,039
4421100000	CLOTHES HANGERS, OF WOOD	X		3,213
	MEXICO			3,213
4421902000	WOOD DOWEL PINS SANDED, GROOVED, OTHERWISE ADVANCD	M	24	3,250
	BRAZIL		24	3,250
4421904000	WOOD BLINDS, SHUTTERS, SCREENS, SHADES, NESOI	X		2,436
	MEXICO			2,436

TABLE - 2 IMPORTS INTO PUERTO RICO FROM FOREIGN COUNTRIES
BY COMMODITY AND COUNTRY OF ORIGIN-FISCAL YEAR 2001

COMM CODE	DESCRIPTION AND COUNTRY	UNIT	QUANTITY	VALUE - $
4421905000	TOOTHPICKS, OF WOOD	X		47,395
	CHINA,PEOPLE'S REP.(MAINLAND)			44,331
	THAILAND			3,064
4421906000	SKEWERS/CANDY STICKS & SIMILAR SMALL WARES OF WOOD	X		61,502
	CHINA,PEOPLE'S REP.(MAINLAND)			10,703
	THAILAND			50,799
4421908024	CLOTHESPINS SPRING-TYPE VALUED NOT OVER $.80 GR WD	GRS	12,735	7,901
	CHINA,PEOPLE'S REP.(MAINLAND)		12,735	7,901
4421908027	CLOTHESPINS SPRING-TYPE WD OV $.80 NT OV $1.35 GR	GRS	24,051	20,118
	CHINA,PEOPLE'S REP.(MAINLAND)		24,051	20,118
4421908033	CLOTHESPINS SPRING-TYPE WOOD, OVER $1.70 GROSS	GRS	3,528	6,351
	CHINA,PEOPLE'S REP.(MAINLAND)		3,528	6,351
4421908500	CLOTHESPINS, OF WOOD, NESOI	GRS	3,530	11,906
	CHINA,PEOPLE'S REP.(MAINLAND)		3,530	11,906
4421909840	ARTICLES OF WOOD, NESOI	X		522,820
	BELGIUM			14,509
	BRAZIL			22,427
	CANADA			3,817
	CHINA (TAIWAN)			46,866
	CHINA,PEOPLE'S REP.(MAINLAND)			226,347
	COLOMBIA			11,560
	DOMINICAN REPUBLIC			5,346
	GERMANY			9,260
	HAITI			5,324
	HONDURAS			61,291
	INDIA			2,679
	INDONESIA			78,158
	ITALY			3,808
	MEXICO			5,469
	NORWAY			4,054
	SPAIN			12,198
	UNITED KINGDOM OF GT BRITAIN			5,399
	VENEZUELA			4,308
	CORK AND ARTICLES OF CORK	TOTAL	539	7,369
4504104700	CORKS/STOPPERS/DISKS/WAFERS, ETC AGGLOM CORK NESOI	KG	539	7,369
	PERU		305	2,841
	PORTUGAL		234	4,528
	MANUFACTURES OF STRAW, OF ESPARTO OR OF OTHER PLAITING MATERIALS; BASKETWARE AND WICKERWORK	TOTAL		657,637
4601202000	MATS, MATTING AND SCREENS OF RATTAN WEBBING	M2	12,925	46,510
	CHINA,PEOPLE'S REP.(MAINLAND)		12,925	46,510
4601206000	MATS ETC OTHER WOVEN/PART ASSEMBLD VEG MAT'L NESOI	X		2,145
	INDIA			2,145
4601208000	FLOOR COVERINGS VEG MAT'L BOUND STRAND/WOVEN SHEET	X		15,473
	DOMINICAN REPUBLIC			8,960
	INDIA			6,513
4601912000	PLAIT ETC BAMBOO/RATTAN/WILLOW/WOOD STRANDS/SHEETS	X		6,052
	CHINA,PEOPLE'S REP.(MAINLAND)			6,052
4601914000	PLAIT/PRDCT VEG MAT'L NESOI STRANDS OR WOVEN SHEET	X		3,468
	MEXICO			3,468
4602100700	BASKETS/BAGS NESOI WHTR OR NOT LINED BAMBOO:WICKER	NO	210,017	100,672
	CHINA,PEOPLE'S REP.(MAINLAND)		210,017	100,672
4602100900	BASKETS/BAGS VEGETABLE MATERIAL OF BAMBOO, NESOI	NO	193,421	79,200
	CHINA,PEOPLE'S REP.(MAINLAND)		193,421	79,200
4602101200	BASKETS NESOI, BAGS, WILLOW, WHETHER OR NOT LINED	NO	103,934	170,423
	CHINA,PEOPLE'S REP.(MAINLAND)		94,232	156,892
	HONG KONG		6,862	8,183
	SPAIN		2,840	5,348
4602101400	BASKETS NESOI AND BAGS OF RATTAN/PALM LEAF:WICKERW	NO	16,006	8,731
	CHINA,PEOPLE'S REP.(MAINLAND)		16,006	8,731
4602101600	BASKETS AND BAGS OF RATTAN OR OF PALM LEAF, NESOI	NO	6,950	4,148

TABLE - 2 IMPORTS INTO PUERTO RICO FROM FOREIGN COUNTRIES
BY COMMODITY AND COUNTRY OF ORIGIN-FISCAL YEAR 2001

COMM CODE	DESCRIPTION AND COUNTRY	UNIT	QUANTITY	VALUE - $
	MEXICO		6,950	4,148
4602101700	BASKETS NESOI AND BAGS, NESOI WICKERWORK,W/N LINED	NO	11,386	15,824
	CHINA,PEOPLE'S REP.(MAINLAND)		11,386	15,824
4602101800	BASKETS AND BAGS OF VEGETABLE MATERIAL, NESOI	NO	33,625	43,012
	CHINA,PEOPLE'S REP.(MAINLAND)		22,926	18,958
	INDONESIA		2,356	3,939
	ITALY		2,215	6,771
	PHILIPPINES		2,878	6,855
	VENEZUELA		3,250	6,489
4602102100	LUGGAGE, HANDBAGS AND FLATGOODS OF BAMBOO	NO	953	1,355
	INDONESIA		953	1,355
4602102500	LUGGAGE, HANDBAGS, FLATGOOD NESOI RATTAN/PALM LEAF	NO	579	1,896
	INDONESIA		579	1,896
4602102920	HANDBAGS OF VEGETABLE MATERIALS NESOI	NO	18,966	62,063
	CHINA,PEOPLE'S REP.(MAINLAND)		11,155	39,391
	INDONESIA		6,017	13,667
	SPAIN		1,794	9,005
4602102940	LUGGAGE AND FLATGOODS OF VEGETABLE MATERIALS NESOI	NO	3,511	6,438
	INDONESIA		2,870	5,051
	MEXICO		641	1,387
4602104500	WICKERWORK OF BAMBOO/RATTAN/WILLOW/WOOD, NESOI	X		20,677
	CHINA,PEOPLE'S REP.(MAINLAND)			8,878
	PHILIPPINES			11,799
4602106000	WICKERWORK/OTHR ARTCLS VEG MATRL,NESOI, WICKERWORK	X		43,807
	CHINA,PEOPLE'S REP.(MAINLAND)			22,343
	PHILIPPINES			21,464
4602108000	BASKETWORK AND OTHR ARTCL OF VEGETALBE MATRL NESOI	X		7,997
	MALAYSIA			7,997
4602900000	BASKETWORK/OTHR ARTCL OF NON-VEGETALBE MATRL NESOI	X		17,746
	CHINA,PEOPLE'S REP.(MAINLAND)			11,322
	PHILIPPINES			6,424
	PULP OF WOOD OR OF OTHER FIBROUS CELLULOSIC MATERIAL; WASTE AND SCRAP OF PAPER OR PAPERBOARD; PAPER AND PAPERBOARD AND ARTICLES THEREOF	TOTAL		168,799,810
	PAPER AND PAPERBOARD; ARTICLES OF PAPER PULP, OF PAPER OR OF PAPERBOARD	TOTAL		130,840,796
4801000020	NEWSPRINT PAPER, STANDARD, IN ROLLS OR SHEETS	T	119,827	71,224,378
	CANADA		119,827	71,224,378
4801000040	NEWSPRINT OTHER THAN STANDARD, IN ROLLS OR SHEETS	T	4,270	2,632,334
	CANADA		4,270	2,632,334
4802200000	UNCTD BASE PPR TO BE SENSITIZD (PHOTO ETC) RLS/SHT	M2	35,000	47,520
	FINLAND		35,000	47,520
4802521000	WRITING PPR UNCTD NOV 10% MECH 40-150G/M2 ROLL/SHT	KG	317,243	624,641
	BRAZIL		124,451	105,346
	COLOMBIA		41,257	93,359
	FRANCE		149,321	419,538
	NETHERLANDS		2,214	6,398
4802529000	PPR/PRBRD UNCTD NOV 10% MCH NESOI 40-150G/M2 RL/SH	KG	631,217	488,770
	NETHERLANDS		40,108	32,719
	NORWAY		516,668	376,222
	VENEZUELA		74,441	79,829
4802601000	WRITING PPR/COVER PPR UNCTD OV 10% MECH FBR RL/SHT	KG	86,841	84,636
	AUSTRIA		30,813	35,558
	FINLAND		19,932	15,076
	GERMANY		36,096	34,002
4802609000	PPR/PPRBOARD UNCTD OV 10% MECH FBRS NESOI ROLL/SHT	KG	7,531,409	5,519,150
	AUSTRIA		1,209,436	1,004,419
	BRAZIL		2,190,713	1,859,298
	CANADA		54,175	42,393
	COLOMBIA		333,423	235,619
	FINLAND		527,694	445,304
	GERMANY		50,232	44,838

TABLE - 2 IMPORTS INTO PUERTO RICO FROM FOREIGN COUNTRIES
BY COMMODITY AND COUNTRY OF ORIGIN-FISCAL YEAR 2001

COMM CODE	DESCRIPTION AND COUNTRY	UNIT	QUANTITY	VALUE - $
	ITALY		18,273	15,388
	NETHERLANDS		217,992	206,618
	NORWAY		2,929,471	1,665,273
4803002000	CELLULOSE WADDING IN ROLL/RECTANGULR SHEET OV 36CM	KG	8,849	22,230
	CANADA		8,754	20,112
	MEXICO		95	2,118
4803004000	TOILET/ETC STOCK PPR HSEHLD/SANTRY ROLL/SH OV 36 C	KG	1,276,168	1,169,399
	CANADA		48,860	77,330
	COLOMBIA		716,828	716,903
	DOMINICAN REPUBLIC		3,932	3,168
	EL SALVADOR		11,334	17,418
	MEXICO		43,935	40,761
	VENEZUELA		451,279	313,819
4804110000	KRAFTLINER, UNCOATED UNBLEACHED IN ROLLS OR SHEETS	KG	1,779,365	816,232
	BRAZIL		1,198,704	573,460
	CANADA		495,887	208,235
	VENEZUELA		84,774	34,537
4804190000	KRAFTLINER, UNCOATED, BLEACHED, IN ROLLS OR SHEETS	KG	247,705	82,981
	BRAZIL		247,705	82,981
4804290000	SACK KRAFT PAPER UNCOATED BLEACHED IN ROLLS/SHEETS	KG	885,629	893,027
	CANADA		45,682	36,370
	COSTA RICA		539,427	614,279
	NORWAY		227,731	214,647
	RUSSIA		72,789	27,731
4804314040	KRAFT WRAPPING PPR UNCTD NESOI UNBLCH 150G/M2/LESS	KG	7,156	35,378
	ITALY		7,156	35,378
4804394020	KRAFT BAG/SACK UNCTD BLEACHED 150G/M2/LESS ROLL/SH	KG	145,184	148,959
	ITALY		17,024	21,832
	NORWAY		88,336	90,374
	SWEDEN		39,824	36,753
4804394040	KRAFT WRAPPING PPR UNCTD NESOI BLCHD 150G/M2/LESS	KG	96,616	226,501
	ARGENTINA		2,209	5,833
	BRAZIL		52,982	114,581
	COLOMBIA		3,140	7,128
	INDONESIA		9,297	23,993
	ITALY		14,900	34,900
	REPUBLIC OF KOREA		1,542	5,079
	SWEDEN		6,451	22,015
	VIETNAM		6,095	12,972
4804396040	KRAFT PPR/PPRBRD UNCTD NESOI BLCHD 150G/M2 OR LESS	KG	188,896	181,614
	FINLAND		19,954	14,560
	SWEDEN		162,975	149,935
	VENEZUELA		5,967	17,119
4804510000	KRFT PPR/PPRBRD UNCTD UNBLCHD 225G/M2/MORE RLL/SHT	KG	884,506	422,116
	VENEZUELA		884,506	422,116
4805100000	SEMICHEMICAL FLUTNG PPR (CORRUGATNG MED) UNCTD RLL	KG	9,703,182	4,033,094
	CANADA		5,945,528	2,459,786
	COSTA RICA		153,576	55,208
	VENEZUELA		3,563,596	1,506,535
	YUGOSLAVIA(SERBIA,MONTENEGRO)		40,482	11,565
4805290040	PPR/PPRBRD UNCTD NESOI MULTIPLY UNBLCHD, ROLL/SHTS	KG	26,703	28,043
	GERMANY		26,703	28,043
4805604000	WRAPPING PPR EX KRAFT, UNCTD 150G/M2/LESS ROLL/SHT	KG	27,699	90,091
	MEXICO		27,229	84,715
	VIETNAM		470	5,376
4805704060	PAPER/PPRBOARD NESOI UNCTD 151-224G/M2 ROLLS/SHEET	KG	49,437	27,305
	COLOMBIA		17,312	9,339
	VENEZUELA		32,125	17,966
4805802000	PRESSBOARD EX KRAFT UNCTD 225G/M2 OR MORE ROLL/SHT	KG	22,427	18,228
	BRAZIL		22,427	18,228
4805804090	PAPER/PPRBOARD NESOI UNCTD 225G/M2 >, ROLLS/SHEETS	KG	38,863	27,555
	FINLAND		38,863	27,555
4806200000	GREASEPROOF PAPER (AS MANUFACTURED) IN ROLLS/SHEET	KG	313,147	525,433
	FINLAND		41,214	77,210
	FRANCE		16,186	21,226
	NORWAY		38,558	73,090

TABLE - 2 IMPORTS INTO PUERTO RICO FROM FOREIGN COUNTRIES
BY COMMODITY AND COUNTRY OF ORIGIN-FISCAL YEAR 2001

COMM CODE	DESCRIPTION AND COUNTRY	UNIT	QUANTITY	VALUE - $
	SWEDEN		217,189	353,907
4807904000	PPR/PBRD, COMPOSITE, NESOI NT SURFACE-COLORED ETC	KG	14,191,940	7,700,635
	SPAIN		151	3,226
	VENEZUELA		14,191,789	7,697,409
4808906000	PAPER & PPRBOARD NESOI, PERFORATED IN ROLLS/SHEETS	KG	11,466	26,075
	FRANCE		11,466	26,075
4809202000	SELF-COPY WRITING PAPER IN ROLLS OR SHEETS OV 36CM	KG	29,260	44,581
	SPAIN		29,260	44,581
4809204000	SELF-COPY PAPER EX WRITING IN ROLLS/SHEETS OV 36CM	KG	45,306	52,217
	INDONESIA		37,876	40,131
	SPAIN		7,430	12,086
4809907000	COPYING/TRANSFER PPR IMPREG COATD/BOTH ETC OV 36CM	KG	830	27,628
	UNITED KINGDOM OF GT BRITAIN		830	27,628
4809908000	COPYING/TRANSFER PAPERS NESOI IN ROLL/SHTS OV 36 C	KG	198	6,689
	UNITED KINGDOM OF GT BRITAIN		198	6,689
4810119000	PPR/PBRD WRITNG ETC NESOI CLAY CTD NOV 150G/M2 ETC	KG	1,283,604	1,145,866
	BRAZIL		1,771	5,697
	FINLAND		757,557	671,053
	SPAIN		325,826	300,433
	SWEDEN		198,450	168,683
4810120000	PPR/PBRD WRITING ETC NESOI CLAY CTD OV 150G/M2 ETC	KG	154,425	138,776
	FINLAND		143,968	129,418
	SPAIN		10,457	9,358
4810120090	PPR/PBRD WRITING ETC NESOI CLAY CTD OV 150G/M2 ETC	KG	62,440	56,257
	SPAIN		21,503	18,595
	SWEDEN		40,937	37,662
4810210000	PAPER, LIGHT-WGH COATED WRITING ETC OVER 10% MECH	KG	2,774,158	2,767,303
	BRAZIL		529,879	491,532
	FINLAND		1,998,523	2,001,612
	GERMANY		21,093	22,409
	ITALY		224,663	251,750
4810290000	PPR/PBRD EX LIT-WGH WRITNG ETC CLAY CTD OV 10% MEC	KG	538,062	525,750
	AUSTRIA		42,255	42,579
	FINLAND		416,845	402,640
	GERMANY		78,962	80,531
4810310060	KRFT PPR/PBRD CLAY CTD BLCH NESOI 150G/M2/LESS RLS	KG	22,857	37,104
	GERMANY		4,830	9,751
	NORWAY		18,027	27,353
4810394000	KRFT PPR/PBRD CLAY CTD UNBLCHD NESOI IN ROLL/SHEET	KG	73,042	54,193
	CANADA		73,042	54,193
4810912000	PPR/PBRD EX KRFT/GRPHC CLAY CTD MULTIPLY OV150G/M2	KG	17,418	7,434
	CANADA		17,418	7,434
4810990000	PPR/PBRD EX KRFT/GRPHIC CLAY CTD NESOI ROLLS/SHEET	KG	829,896	485,013
	FRANCE		32,702	32,342
	GERMANY		37,461	40,095
	VENEZUELA		759,733	412,576
4811100000	PPR/PBR COATD/IMPREG WTH TAR BITUMEN/ASPHALT NESOI	KG	16,000	9,200
	CHILE		16,000	9,200
4811210000	PPR/PBRD GUMMED/ADHESIVE PRESSURE-SENSTVE ROLL/SHT	KG	33,646	155,109
	ARGENTINA		13,756	64,637
	BRAZIL		120	2,373
	ITALY		17,766	79,276
	MEXICO		2,004	8,823
4811290000	PPR/PBRD, GUMMED OR ADHESIVE, NESOI, ROLLS/SHEETS	KG	2,522	11,880
	CHINA (TAIWAN)		2,522	11,880
4811392000	PRINTING PPR CTD/IMPG/COV PLASTIC W/N BLC 150G/M2<	KG	1,019,938	936,701
	AUSTRIA		477,216	413,659
	FINLAND		40,277	32,205
	FRANCE		17,931	25,727
	GERMANY		69,703	79,134
	ITALY		717	2,921
	NETHERLANDS		2,072	5,817
	SPAIN		331,918	312,000
	SWEDEN		80,104	65,238
4811394040	PPR/PBRD NESOI CTD/IMPG/COV PLASTIC 150G/M2<, RLLS	KG	3,600	13,000
	GERMANY		3,600	13,000

TABLE - 2 IMPORTS INTO PUERTO RICO FROM FOREIGN COUNTRIES
BY COMMODITY AND COUNTRY OF ORIGIN-FISCAL YEAR 2001

COMM CODE	DESCRIPTION AND COUNTRY	UNIT	QUANTITY	VALUE - $
4811902000	PPR/PBRD COVERED WTH FLOCK GELATN METAL/SOLU RL/SH	KG	4,910	25,955
	REPUBLIC OF KOREA		4,910	25,955
4811908000	PPR/PBRD CELLULOSE ETC COATED ETC OV 30G/M2, NESOI	KG	41,423	71,988
	FINLAND		41,423	71,988
4812000000	FILTER BLOCKS, SLABS AND PLATES, OF PAPER PULP	KG	1,093	13,113
	UNITED KINGDOM OF GT BRITAIN		1,093	13,113
4813100000	CIGARETTE PAPER IN THE FORM OF BOOKLETS OR TUBES	KG	6,333	125,492
	SPAIN		6,333	125,492
4813200000	CIGARETTE PAPER IN ROLLS OF A WIDTH NOT OVER 5 CM	KG	176,634	332,830
	AUSTRIA		77,126	159,280
	SPAIN		99,508	173,550
4813900000	CIGARETTE PAPER, WHETHER OR NOT CUT TO SIZE, NESOI	KG	180	3,739
	SPAIN		180	3,739
4816100000	CARBON & SIMLR COPYING PAPERS, CUT TO SIZE/SHAPE	KG	26,786	82,278
	MEXICO		26,786	82,278
4816200000	SELF-COPY PAPER, CUT TO SIZE OR SHAPE	KG	176,401	255,960
	SPAIN		176,401	255,960
4817204000	PPR/PBRD LTTR CARD/PLAIN POSTCARD/CORRS CARD NESOI	KG	101	2,263
	COLOMBIA		101	2,263
4818100000	TOILET PAPER	KG	1,602,676	2,098,316
	CANADA		157,843	316,418
	COLOMBIA		299,178	314,018
	COSTA RICA		501,716	548,281
	MEXICO		267,453	321,601
	VENEZUELA		376,486	597,998
4818200020	TOWELS OF PAPER PULP/PAPER/CELLULOSE WADDING/WEBS	KG	6,209	4,536
	DOMINICAN REPUBLIC		6,209	4,536
4818200040	HANDKERCHIEFS & CLEANSING/FACIAL TISSUES PAPER ETC	KG	410,038	1,111,273
	ISRAEL		29,445	57,753
	SPAIN		14,323	57,492
	TRINIDAD @ TOBAGO		366,270	996,028
4818300000	TABLECLOTHS & TABLE NAPKINS OF PAPER, PPR PULP ETC	KG	668,806	740,425
	CANADA		16,968	24,489
	COLOMBIA		34,523	75,507
	COSTA RICA		511,580	549,704
	DOMINICAN REPUBLIC		65,481	52,627
	PANAMA		40,254	38,098
4818402000	SANITARY NAPKN/TAMPONS, DIAPERS,LNR ETC PAPER PULP	KG	399,822	1,377,755
	COLOMBIA		11,539	36,249
	TRINIDAD @ TOBAGO		340,583	1,261,656
	UNITED KINGDOM OF GT BRITAIN		47,700	79,850
4818404010	SANITARY NAPKINS/TAMPONS EX PPR PULP, OF PAPER ETC	KG	172,091	887,264
	CANADA		157,929	835,728
	COLOMBIA		1,804	8,542
	COSTA RICA		5,253	12,239
	JAMAICA		7,105	30,755
4818404030	DIAPERS & DIAPER LINERS EX PAPER PULP OF PAPER ETC	KG	1,418,999	3,374,180
	BRAZIL		17,180	17,244
	COLOMBIA		527,675	1,220,971
	DOMINICAN REPUBLIC		134,194	138,009
	ISRAEL		40,149	149,345
	MEXICO		692,830	1,826,230
	VENEZUELA		6,971	22,381
4818404060	SANITARY ARTICLES NESOI OF PAPER, CELLULOS WAD/WEB	KG	7,098	25,352
	ISRAEL		7,098	25,352
4818500000	ARTCLS OF APPAREL/CLOTHING ACCESSORS OF PAPER ETC	KG	57,304	250,006
	CHINA,PEOPLE'S REP.(MAINLAND)		7,047	32,932
	HAITI		50,044	213,090
	MEXICO		213	3,984
4818900000	BED SHEETS & SIMLR HOUSEHLD/HOSPITAL ART PPR NESOI	KG	13	2,523
	GERMANY		13	2,523
4819100020	SANITARY FOOD & BEV CNTNRS, CORRUGATED PPR/PPRBRD	KG	18,308	40,582
	GUATEMALA		18,308	40,582
4819100040	CARTONS/BOXES/CASES OF CORRUGATED PPR/PBRD, NESOI	KG	904,482	1,472,265
	CANADA		11,677	44,240
	CHINA (TAIWAN)		1,689	8,155

TABLE - 2 IMPORTS INTO PUERTO RICO FROM FOREIGN COUNTRIES
BY COMMODITY AND COUNTRY OF ORIGIN-FISCAL YEAR 2001

COMM CODE	DESCRIPTION AND COUNTRY	UNIT	QUANTITY	VALUE - $
	CHINA,PEOPLE'S REP.(MAINLAND)		3,659	11,708
	COSTA RICA		55,439	31,269
	DOMINICAN REPUBLIC		133,862	135,565
	EL SALVADOR		42,881	77,380
	GERMANY		16,764	28,180
	ITALY		9,467	22,971
	JAMAICA		13,216	8,586
	MEXICO		1,329	14,400
	SPAIN		30,456	44,224
	SWITZERLAND		9,398	74,636
	UNITED KINGDOM OF GT BRITAIN		623	51,682
	VENEZUELA		574,022	919,269
4819200020	SANITARY FOOD & BEV CNTNRS NON-CORRUGATED PPR/PBRD	KG	482,077	698,700
	TRINIDAD @ TOBAGO		202,977	486,310
	VENEZUELA		279,100	212,390
4819200040	FLDNG CRTNS/BOXES/CASES OF NON-CORRUGATED PR NESOI	KG	655,771	1,958,396
	BELGIUM		566	25,455
	CANADA		5,260	15,090
	CHINA (TAIWAN)		1,226	6,000
	CHINA,PEOPLE'S REP.(MAINLAND)		24,744	61,312
	COSTA RICA		47,088	375,463
	DOMINICAN REPUBLIC		6,451	22,633
	EL SALVADOR		216,025	476,502
	FRANCE		807	19,704
	GERMANY		414	12,703
	ISRAEL		86,846	101,054
	MEXICO		245,398	552,247
	NETHERLANDS		6,717	87,483
	SPAIN		164	2,525
	SWITZERLAND		6,922	101,475
	THAILAND		918	5,544
	TRINIDAD @ TOBAGO		3,169	31,065
	UNITED KINGDOM OF GT BRITAIN		3,056	62,141
4819300020	SHIPPNG SACKS/MULTIWALL BAGS BASE WIDTH 40CM>, PPR	KG	685,527	663,518
	AUSTRIA		3,440	3,000
	BRAZIL		597,719	524,662
	CZECH REPUBLIC		11,568	6,976
	SLOVENIA		72,800	128,880
4819300040	SACKS & BAGS, BASE WIDTH OF 40CM/MORE, PAPER NESOI	KG	211,651	446,085
	CHINA,PEOPLE'S REP.(MAINLAND)		6,537	22,662
	COLOMBIA		33,812	19,400
	COSTA RICA		18,000	20,767
	FRANCE		24,547	135,657
	HONDURAS		36,500	42,236
	ITALY		1,525	13,027
	MEXICO		89,439	181,562
	SPAIN		1,291	10,774
4819400020	SHIPPING SACKS/MULTIWALL BAGS BASE WIDTH <40CM, PP	KG	534,535	875,391
	EL SALVADOR		534,283	872,938
	ITALY		252	2,453
4819400040	SACKS & BAGS, CONES, BASE WIDTH <40CM, PAPER NESOI	KG	556,418	855,952
	CHINA,PEOPLE'S REP.(MAINLAND)		40,192	136,567
	COLOMBIA		92,766	78,683
	COSTA RICA		160,756	193,848
	EL SALVADOR		1,374	12,814
	FRANCE		408	2,227
	HONDURAS		5,738	20,541
	HONG KONG		314	4,200
	INDONESIA		1,395	5,907
	ITALY		253,295	395,748
	TURKEY		35	2,699
	UNITED KINGDOM OF GT BRITAIN		145	2,718
4819502000	SANITARY FOOD & BEV CNTRS OF PAPER, P/BRD ETC NESO	KG	5,864	10,540
	VENEZUELA		5,864	10,540
4819503000	RECORD SLEEVES OF PAPER OR PAPERBOARD	KG	180	2,088
	AUSTRALIAN ISLANDS		180	2,088

TABLE - 2 IMPORTS INTO PUERTO RICO FROM FOREIGN COUNTRIES
BY COMMODITY AND COUNTRY OF ORIGIN-FISCAL YEAR 2001

COMM CODE	DESCRIPTION AND COUNTRY	UNIT	QUANTITY	VALUE - $
4819504060	PACKING CONTAINERS NESOI OF PAPER, PPRBRD, ETC	KG	9,856	42,037
	CHINA (TAIWAN)		985	3,257
	CHINA,PEOPLE'S REP.(MAINLAND)		1,281	8,153
	COLOMBIA		134	2,250
	EL SALVADOR		2,606	18,297
	IRELAND		4,850	10,080
4819600000	BOX FILES/LTTR TRAY/STORAGE BOX ETC, OFFICE/SHOPS	KG	10,023	60,132
	CANADA		1,525	8,997
	CHINA,PEOPLE'S REP.(MAINLAND)		1,390	6,882
	COLOMBIA		3,127	6,574
	FRANCE		237	6,373
	MEXICO		1,535	6,038
	SPAIN		2,209	25,268
4820102010	DIARIES AND ADDRESS BOOKS, OF PAPER OR PAPERBOARD	NO	133,750	321,892
	CANADA		4,403	8,164
	CHINA (TAIWAN)		1,584	3,624
	CHINA,PEOPLE'S REP.(MAINLAND)		56,680	9,870
	COLOMBIA		65,974	287,753
	COSTA RICA		4,594	9,943
	JAPAN		515	2,538
4820102020	MEMORANDUM PADS, LETTER PADS AND SIMILAR ARTICLES	NO	88,092	33,484
	CHINA,PEOPLE'S REP.(MAINLAND)		19,702	12,509
	COLOMBIA		1,142	4,197
	VENEZUELA		67,248	16,778
4820102050	NOTEBOOKS, OF PAPER OR PAPERBOARD	NO	6,488,697	4,118,259
	BRAZIL		180,315	80,229
	CHINA (TAIWAN)		8,568	17,248
	COLOMBIA		4,111,859	2,916,496
	COSTA RICA		19,086	24,332
	DOMINICAN REPUBLIC		53,644	137,273
	HONG KONG		6,200	6,634
	ITALY		600	2,370
	MEXICO		171,329	137,101
	VENEZUELA		1,937,096	796,576
4820104000	REGISTERS AND ACCOUNT BOOKS, OF PAPER/ PAPERBOARD	NO	1,035	5,768
	COLOMBIA		1,035	5,768
4820200000	EXERCISE BOOKS, OF PAPER OR PAPERBOARD	NO	145,667	54,181
	COLOMBIA		2,032	8,391
	VENEZUELA		143,635	45,790
4820300020	LOOSE-LEAF BINDERS (NOT BOOK COVERS), PAPER/PPRBRD	KG	10,189	46,276
	CHINA (TAIWAN)		207	2,503
	COLOMBIA		9,982	43,773
4820300040	BINDERS (NOT BOOK COVERS), NESOI, PAPER/PAPERBOARD	KG	113,078	280,743
	CANADA		320	4,307
	COLOMBIA		10,268	47,335
	DOMINICAN REPUBLIC		49,731	170,251
	MEXICO		6,080	10,469
	TRINIDAD @ TOBAGO		44,750	42,843
	UNITED KINGDOM OF GT BRITAIN		112	3,008
	VENEZUELA		1,817	2,530
4820500000	ALBUMS FOR SAMPLES/COLLECTIONS OF PAPER/PAPERBOARD	NO	665,754	221,346
	ARGENTINA		42,760	25,656
	CANADA		987	2,746
	CHILE		239,900	94,057
	CHINA,PEOPLE'S REP.(MAINLAND)		34,920	26,935
	COLOMBIA		50,180	14,050
	MEXICO		77,987	16,498
	PERU		219,020	41,404
4820900000	BLOTTING PADS/BOOK COVERS/ARTCL STATNRY NESOI,PAPR	KG	6,766	34,120
	BRAZIL		1,339	2,322
	COLOMBIA		5,427	31,798
4821102000	PPR/PBRD LABELS PRINTED BY A LITHOGRAPHIC PROCESS	KG	1,489	30,537
	BARBADOS		1,119	19,831
	CANADA		370	10,706
4821104000	PAPER/PPRBOARD LABELS OF ALL KINDS, PRINTED, NESOI	KG	151,589	1,139,938
	BARBADOS		4,373	109,738

TABLE - 2 IMPORTS INTO PUERTO RICO FROM FOREIGN COUNTRIES
BY COMMODITY AND COUNTRY OF ORIGIN-FISCAL YEAR 2001

COMM CODE	DESCRIPTION AND COUNTRY	UNIT	QUANTITY	VALUE - $
	CHINA,PEOPLE'S REP.(MAINLAND)		682	2,066
	COLOMBIA		276	4,440
	DOMINICAN REPUBLIC		47,238	141,065
	EL SALVADOR		458	3,978
	GERMANY		504	43,975
	ITALY		97,773	810,945
	JAPAN		125	9,360
	UNITED KINGDOM OF GT BRITAIN		160	14,371
4821902000	PAPER/PPRBOARD LABELS, UNPRINTED, PRESSURE-SENSTVE	KG	7,816	269,137
	ARGENTINA		446	2,548
	CANADA		6,902	134,300
	IRELAND		468	132,289
4821904000	PAPER/PPRBRD LABELS, UNPRINTED, NOT PRESSR-SENSTVE	KG	4,350	67,362
	COLOMBIA		3,365	42,336
	IRELAND		875	22,564
	UNITED KINGDOM OF GT BRITAIN		110	2,462
4822100000	BOBBINS/SIMLR SUPPORTS FR WINDNG TEXTILE YARN, PPR	KG	9,563	38,232
	MEXICO		9,563	38,232
4823110000	GUMMED/ADHESIVE PPR STRIP/ROLL PRSSR-SENS NT LABEL	KG	27,463	116,728
	BRAZIL		9,518	23,592
	CANADA		1,981	12,468
	CHINA (TAIWAN)		14,973	47,434
	JAPAN		991	33,234
4823190000	GUMMED/ADHESIVE PPR STRIP/RLL NT PRSS-SEN NT LABEL	KG	32,561	115,964
	COLOMBIA		2,199	9,260
	HONG KONG		30,362	106,704
4823209000	FILTER PAPER/PAPERBOARD, CUT TO SIZE/SHAPE, NESOI	KG	2,148	19,322
	GERMANY		370	4,678
	ITALY		900	4,200
	PANAMA		633	5,847
	UNITED KINGDOM OF GT BRITAIN		245	4,597
4823400000	ROLL/SHEET/DIAL PRINTED FR SELF-RECORDNG APPR, PPR	KG	1,028	11,537
	SWEDEN		346	2,625
	TRINIDAD @ TOBAGO		682	8,912
4823510044	HOLE-PUNCHED LOOSELEAF PPR PRNTD/EMBOSSD/PERFORATD	KG	13,450	25,529
	BRAZIL		13,450	25,529
4823594040	PPR/PBRD FOR GRAPHIC ETC NESOI CUT TO SIZE/SHAPE	KG	52,056	50,447
	BRAZIL		4,064	7,531
	CANADA		24,948	20,900
	COLOMBIA		23,044	22,016
4823600020	CUPS & ROUND NESTED FOOD CNTNRS OF PAPER/PPRBOARD	KG	751,472	1,964,243
	CANADA		11,664	37,642
	COLOMBIA		1,625	9,492
	PANAMA		615,643	1,772,861
	VENEZUELA		122,540	144,248
4823600040	TRAYS/DISHES/PLATES ETC NESOI OF PAPER/PPRBOARD	KG	10,664	31,186
	NETHERLANDS		1,517	2,100
	PANAMA		3,627	9,298
	UNITED KINGDOM OF GT BRITAIN		900	6,750
	VENEZUELA		4,620	13,038
4823700000	MOLDED OR PRESSED ARTICLES OF PAPER PULP	KG	137,118	134,411
	VENEZUELA		137,118	134,411
4823901000	ARTICLES OF PAPER PULP, NESOI, NOT MOLDED/PRESSED	KG	240	2,680
	COLOMBIA		240	2,680
4823902000	ARTICLES OF PAPIER-MACHE, NESOI	KG	2,509	7,084
	MEXICO		2,509	7,084
4823905000	HAND FANS WITH PAPER MOUNTS OR LEAVES	KG	1,672	18,536
	GERMANY		198	4,650
	SPAIN		1,474	13,886
4823906500	ARTICLES OF COATED PPR/PBRD CUT TO SZE/SHAPE NESOI	KG	9,417	6,317
	CHINA,PEOPLE'S REP.(MAINLAND)		917	3,064
	SPAIN		8,500	3,253
4823908500	ARTICLES NESOI OF UNCTD PPR/PBRD OR WEBS CELLULOSE	KG	19,368	193,577
	BRAZIL		120	3,318
	CANADA		914	27,337
	CHINA (TAIWAN)		6,918	28,424

TABLE - 2 IMPORTS INTO PUERTO RICO FROM FOREIGN COUNTRIES
BY COMMODITY AND COUNTRY OF ORIGIN-FISCAL YEAR 2001

COMM CODE	DESCRIPTION AND COUNTRY	UNIT	QUANTITY	VALUE - $
	CHINA,PEOPLE'S REP.(MAINLAND)		1,525	9,250
	COLOMBIA		4,609	61,693
	FRANCE		362	14,126
	GERMANY		1,427	7,493
	ITALY		549	5,368
	MEXICO		665	25,855
	SPAIN		2,159	8,213
	VENEZUELA		120	2,500
	PRINTED BOOKS, NEWSPAPERS, PICTURES AND OTHER PRODUCTS OF THE PRINTING INDUSTRY;MANUSCRIPTS,TYPESCRIPTS AND PLANS	TOTAL		37,959,014
4901100040	PRINTED MATTER NESOI, IN SINGLE SHEETS	KG	25,032	87,655
	BRAZIL		6,372	11,620
	CANADA		265	3,558
	CHINA,PEOPLE'S REP.(MAINLAND)		3,712	6,495
	COLOMBIA		2,431	17,652
	GUATEMALA		10,440	25,443
	JAPAN		143	10,109
	MEXICO		584	5,860
	PERU		473	2,718
	TRINIDAD @ TOBAGO		612	4,200
4901910020	DICTIONARIES (INCLUDING THESAURUSES)	NO	244,247	452,383
	ARGENTINA		3,000	9,641
	COLOMBIA		84,870	155,731
	MEXICO		5,483	25,645
	SPAIN		146,894	253,386
	VENEZUELA		4,000	7,980
4901910040	ENCYCLOPEDIAS AND SERIAL INSTALLMENTS THEREOF	NO	13,768	253,913
	COLOMBIA		6,934	124,904
	DOMINICAN REPUBLIC		160	3,520
	MEXICO		1,270	41,082
	PERU		650	3,805
	SPAIN		2,554	70,702
	VENEZUELA		2,200	9,900
4901990010	TEXTBOOKS	NO	2,171,861	12,729,439
	ARGENTINA		95,381	350,554
	CANADA		11,382	53,690
	CHILE		9,061	28,019
	COLOMBIA		345,072	2,585,319
	COSTA RICA		5,424	75,677
	DOMINICAN REPUBLIC		181,493	294,362
	FRANCE		5,485	3,066
	HONDURAS		400	3,185
	MEXICO		488,594	6,210,188
	SPAIN		1,029,569	3,125,379
4901990020	NEWSPAPER/JOURNALS/PERIODICALS BOUND EX PAPER, SET	NO	74,474	86,669
	COLOMBIA		46,864	57,137
	DOMINICAN REPUBLIC		27,000	27,440
	MEXICO		610	2,092
4901990030	DIRECTORIES	NO	155,807	353,692
	CHINA,PEOPLE'S REP.(MAINLAND)		3,000	6,390
	COLOMBIA		20,000	198,400
	COSTA RICA		50,000	77,165
	PERU		81,800	41,131
	SPAIN		1,007	30,606
4901990040	BIBLES/TESTAMENTS/PRAYER BOOKS OTH RELIGIOUS BOOKS	NO	610,239	1,135,671
	ARGENTINA		1,758	6,952
	BRAZIL		34,680	73,961
	COLOMBIA		288,832	383,939
	DOMINICAN REPUBLIC		40,456	25,738
	ECUADOR		3,624	7,082
	MEXICO		33,115	51,875
	PERU		2,195	6,841

TABLE - 2 IMPORTS INTO PUERTO RICO FROM FOREIGN COUNTRIES
BY COMMODITY AND COUNTRY OF ORIGIN-FISCAL YEAR 2001

COMM CODE	DESCRIPTION AND COUNTRY	UNIT	QUANTITY	VALUE - $
	REPUBLIC OF KOREA		17,800	49,801
	SPAIN		119,486	461,915
	VENEZUELA		68,293	67,567
4901990050	TECHNICAL, SCIENTIFIC AND PROFESSIONAL BOOKS	NO	74,015	490,237
	COLOMBIA		13,815	29,021
	COSTA RICA		2,260	13,672
	DOMINICAN REPUBLIC		23,947	194,112
	GERMANY		2	12,792
	HONG KONG		150	2,250
	MEXICO		12,127	40,840
	NETHERLANDS		1,008	2,147
	SPAIN		10,706	180,699
	UNITED KINGDOM OF GT BRITAIN		10,000	14,704
4901990070	HARDBOUND BOOKS, NESOI	NO	97,099	366,507
	CHILE		10,000	38,400
	COLOMBIA		18,199	34,842
	CUBA		1,817	19,451
	DOMINICAN REPUBLIC		1,000	3,120
	MEXICO		37,003	156,102
	SPAIN		27,980	106,012
	VENEZUELA		1,100	8,580
4901990075	RACK SIZE PAPERBOUND BOOKS, NESOI	NO	28,599	88,851
	CANADA		900	12,758
	COLOMBIA		17,149	32,548
	MEXICO		7,624	33,242
	SPAIN		2,926	10,303
4901990091	PRINTED BOOKS NESOI NOT OVER 4 PAGES EA EXCL COVER	NO	29,304	13,394
	COLOMBIA		29,000	11,310
	COSTA RICA		304	2,084
4901990092	PRINTED BOOKS NESOI 5-48 PAGES EACH EXCLUDNG COVER	NO	314,011	242,291
	ARGENTINA		14,000	2,520
	BRAZIL		2,000	2,767
	CHILE		43,741	25,704
	COLOMBIA		146,942	49,226
	COSTA RICA		6,942	49,635
	DOMINICAN REPUBLIC		40,000	9,194
	JAPAN		360	2,545
	MEXICO		54,067	88,977
	SPAIN		5,959	11,723
4901990093	PRINTED BOOKS NESOI 49 OR MORE PAGES EA EXCL COVER	NO	4,477,518	12,520,212
	ARGENTINA		69,003	300,099
	CHILE		12,000	25,290
	CHINA,PEOPLE'S REP.(MAINLAND)		42,888	38,404
	COLOMBIA		1,236,647	2,685,669
	COSTA RICA		75,000	77,160
	DOMINICAN REPUBLIC		181,867	359,013
	GERMANY		21,300	16,614
	ITALY		9,600	33,791
	JAPAN		2,148	2,150
	MALAYSIA		1,039	13,267
	MEXICO		173,223	979,143
	PERU		2,016	7,056
	REPUBLIC OF KOREA		2,110	9,610
	SPAIN		2,645,223	7,963,664
	VENEZUELA		3,454	9,282
4902902040	BUSINESS ETC PERIODICALS, NESOI SINGLE ISSUES TIED	NO	372,960	428,939
	COLOMBIA		108,803	125,311
	DOMINICAN REPUBLIC		823	2,848
	SPAIN		263,334	300,780
4902902060	JOURNALS AND PERIODICALS NESOI SINGLE ISSUES TIED	NO	1,998,558	2,643,713
	ARGENTINA		36,427	22,601
	COLOMBIA		33,026	25,521
	DOMINICAN REPUBLIC		156,450	44,721
	MEXICO		283,499	346,371
	SPAIN		1,489,156	2,204,499
4903000000	CHILDREN'S PICTURE, DRAWING OR COLORING BOOKS	NO	608,774	346,212

TABLE - 2 IMPORTS INTO PUERTO RICO FROM FOREIGN COUNTRIES
BY COMMODITY AND COUNTRY OF ORIGIN-FISCAL YEAR 2001

COMM CODE	DESCRIPTION AND COUNTRY	UNIT	QUANTITY	VALUE - $
	CHILE		120,000	13,000
	CHINA,PEOPLE'S REP.(MAINLAND)		236,804	233,656
	COLOMBIA		49,820	48,807
	DOMINICAN REPUBLIC		31,100	2,488
	HONG KONG		13,050	10,310
	ITALY		150,000	9,951
	MEXICO		8,000	28,000
4905100000	GLOBES, PRINTED	KG	237	3,049
	ARGENTINA		237	3,049
4905910000	MAPS, CHARTS, ATLASES ETC NESOI PRINTED, BOOK FORM	NO	910	10,756
	SPAIN		910	10,756
4905990000	MAPS, CHARTS, ATLASES ETC, PRINTED, NESOI	KG	13,626	189,901
	ARGENTINA		194	3,830
	COLOMBIA		2,024	10,506
	SPAIN		11,408	175,565
4906000000	PLANS, DRAWINGS FOR ARCHITECTURAL, ETC PURPOSES	KG	1,748	12,737
	CANADA		1,748	12,737
4908100000	TRANSFERS (DECALOMANIAS), VITRIFIABLE	KG	289	9,545
	COLOMBIA		289	9,545
4908900000	TRANSFERS (DECALOMANIAS), NESOI	KG	662	30,562
	COLOMBIA		235	8,040
	MEXICO		427	22,522
4909002000	POSTCARDS, PRINTED OR ILLUSTRATED	THS	16,233	104,617
	PERU		15,557	84,300
	SPAIN		676	20,317
4909004020	GREETING CARDS, PRINTED	THS	7,698	2,177,220
	CANADA		149	8,388
	CHINA (TAIWAN)		55	15,206
	CHINA,PEOPLE'S REP.(MAINLAND)		79	12,210
	COLOMBIA		870	226,657
	EL SALVADOR		374	7,560
	GERMANY		528	7,535
	HONG KONG		651	81,579
	ITALY		98	20,954
	MEXICO		4,125	1,056,283
	SPAIN		110	37,361
	TRINIDAD @ TOBAGO		490	667,217
	VENEZUELA		169	36,270
4909004040	CARDS, PRINTED, NESOI	THS	909	119,473
	COLOMBIA		203	35,885
	ITALY		129	44,201
	MEXICO		35	2,012
	SPAIN		542	37,375
4910002000	CALENDARS LITHOGRAPHIC PRINT PAPER/PPRBD NT OV.51M	KG	470	4,536
	SPAIN		470	4,536
4910004000	CALENDARS ALL KINDS PRINTED ON PPR/PPRBD OV 0.51MM	KG	4,530	17,930
	CHINA,PEOPLE'S REP.(MAINLAND)		4,530	17,930
4910006000	CALENDARS PRINTED, NESOI, INCLUDING CALENDAR BLOCK	KG	68,194	341,983
	ARGENTINA		541	2,624
	CHILE		1,290	13,770
	CHINA (TAIWAN)		1,350	10,554
	CHINA,PEOPLE'S REP.(MAINLAND)		4,985	11,880
	COLOMBIA		21,650	132,758
	DOMINICAN REPUBLIC		1,733	20,490
	GERMANY		10,348	38,645
	HONG KONG		16,606	38,792
	ITALY		225	3,786
	JAPAN		2,948	28,914
	MEXICO		1,230	7,605
	NETHERLANDS		519	6,954
	PHILIPPINES		2,409	14,246
	SPAIN		2,360	10,965
4911100020	PRINTED CATALOGS OFFERING SALE OF US PRODUCTS	NO	30,519	6,570
	JAPAN		30,519	6,570
4911100040	PRINTED CATALOGS ETC TO SELL/RENT FOREIGN PROD/SER	NO	36,973	74,174
	COLOMBIA		14,390	15,674

TABLE - 2 IMPORTS INTO PUERTO RICO FROM FOREIGN COUNTRIES
BY COMMODITY AND COUNTRY OF ORIGIN-FISCAL YEAR 2001

COMM CODE	DESCRIPTION AND COUNTRY	UNIT	QUANTITY	VALUE - $
	JAPAN		6,399	45,137
	PERU		11,219	7,186
	SWITZERLAND		4,965	6,177
4911100060	TOURIST/OTHER LIT/POSTERS RE TRAVEL ETC OUTSIDE US	KG	2,214	5,526
	CHILE		2,214	5,526
4911100080	TRADE ADVERTISING MATERIAL, PRINTED, NESOI	KG	80,070	540,223
	CANADA		409	5,346
	CHILE		1,039	4,479
	CHINA,PEOPLE'S REP.(MAINLAND)		3,035	6,807
	COLOMBIA		25,835	253,463
	DOMINICAN REPUBLIC		1,047	2,580
	FRANCE		562	10,838
	GERMANY		805	11,259
	GUATEMALA		1,408	8,524
	ITALY		1,249	8,783
	MEXICO		6,999	33,177
	NETHERLANDS		10,562	39,083
	NEW ZEALAND ISLANDS		1,607	17,755
	PANAMA		127	2,025
	PERU		2,580	25,587
	SPAIN		19,677	84,075
	TRINIDAD @ TOBAGO		375	9,000
	VENEZUELA		2,754	17,442
4911912020	LITHOGRAPH POSTERS PRINTED PPR NOV 20YR NT OV.51MM	KG	13,993	76,405
	CHILE		7,740	18,500
	COLOMBIA		1,838	11,108
	HONG KONG		2,484	26,000
	ITALY		316	5,963
	PERU		1,365	7,200
	SPAIN		250	7,634
4911912040	LITHOGRAPHS ON PPR/PPRBD NT OV 0.51MM NT OV 20 YRS	KG	45,324	314,846
	BRAZIL		2,996	2,514
	CHILE		25,499	166,322
	MEXICO		5,509	39,439
	PERU		11,320	106,571
4911913000	LITHOGRAPHS ON PPR/PPRBD OVER 0.51MM NT OV 20 YRS	KG	168	3,680
	SWEDEN		168	3,680
4911914020	POSTERS, PRINTED NOT OVER 20 YEARS, NESOI	KG	2,411	43,556
	BRAZIL		419	4,988
	DOMINICAN REPUBLIC		1,359	18,000
	GUATEMALA		223	8,605
	ITALY		76	2,046
	NETHERLANDS		190	7,225
	UNITED KINGDOM OF GT BRITAIN		144	2,692
4911914040	PICTURES/DESIGNS/PHOTOGRAPHS NOT OVER 20 YRS NESOI	KG	17,485	198,654
	ARGENTINA		198	3,886
	CANADA		3,309	6,270
	CHILE		2,543	10,965
	CHINA,PEOPLE'S REP.(MAINLAND)		1,005	14,058
	COLOMBIA		30	4,785
	GUADELOUPE		5	2,153
	PERU		208	4,472
	SPAIN		10,187	152,065
4911996000	PRINTED MATTER NESOI ON PAPER LITHOGRAPHIC PROCESS	KG	878	2,617
	CHINA,PEOPLE'S REP.(MAINLAND)		878	2,617
4911998000	PRINTED MATTER, NESOI	KG	101,577	1,430,676
	ARGENTINA		311	19,756
	CANADA		4,018	39,181
	CHILE		3,113	90,928
	COLOMBIA		8,140	108,053
	COSTA RICA		217	4,200
	FRANCE		57	2,339
	GERMANY		671	2,852
	GUATEMALA		390	5,845
	ITALY		30	15,000
	JAPAN		65,040	1,045,663

TABLE - 2 IMPORTS INTO PUERTO RICO FROM FOREIGN COUNTRIES
BY COMMODITY AND COUNTRY OF ORIGIN-FISCAL YEAR 2001

COMM CODE	DESCRIPTION AND COUNTRY	UNIT	QUANTITY	VALUE - $
	MEXICO		6,271	52,054
	PERU		11,862	30,475
	SPAIN		1,158	6,473
	UNITED KINGDOM OF GT BRITAIN		3	2,396
	VENEZUELA		296	5,461
	TEXTILES AND TEXTILES ARTICLES	TOTAL		302,874,894
	SILK	TOTAL	33,590	145,343
5007200065	NESOI FAB CON 85%> WGT OF SLK NT JACQ >127CM WIDTH	M2	12,065	63,489
	INDIA		12,065	63,489
5007200095	WV FB CONT >=85% WGT SLK/SLK WST N NOIL SILK NESOI	M2	16,644	60,385
	INDIA		16,644	60,385
5007903090	WOV FAB OF SLK CONT >=85% WGHT SLK/SLK WST, NESOI	M2	4,881	21,469
	INDIA		4,881	21,469
	WOOL,FINE OR COARSE ANIMAL HAIR; HORSEHAIR YARN AND WOVEN FABRIC	TOTAL		138,585
5108106000	YARN CARDED OTHER FINE ANIMAL HAIR NOT RETAIL SALE	KG	20	2,878
	ITALY		20	2,878
5111191000	WOVEN TAPSTY/UPHOLSTY NT < 85% WT WOOL/ANIMAL HAIR	M2	10,488	46,815
	MEXICO		10,488	46,815
5111196060	NON HAND WOV FAB CRD >=85% WL/FAH >300G/M<=400G/M2	M2	264	6,123
	UNITED KINGDOM OF GT BRITAIN		264	6,123
5111300500	WOV TPSTY/UPHOLTY WOOL/ANIMAL HAIR MM STP >300G/M2	M2	8,133	41,799
	MEXICO		8,133	41,799
5111309000	WOVEN FAB CARD MIXED MM STPLE FIB WOOL/ANIMAL HAIR	M2	484	2,882
	MEXICO		484	2,882
5112116060	WV FB CB WL/FAH WT GT=85% W/FAH,LT=200G/M2 NESOI	M2	1,362	13,185
	UNITED KINGDOM OF GT BRITAIN		1,362	13,185
5112199010	WOVEN FAB NOT < 85% BY WT ANIMAL HAIR <= 270 G/M2	M2	517	5,036
	UNITED KINGDOM OF GT BRITAIN		517	5,036
5112199030	WOV FABRICS COMB NT <85% BY WT OF FINE ANIMAL HAIR	M2	127	2,965
	UNITED KINGDOM OF GT BRITAIN		127	2,965
5112199040	WOVEN FABRICS COMB NT <85% BY WT WOOL NOT >270G/M2	M2	155	1,846
	SPAIN		155	1,846
5112203000	WOVEN FAB COMB W/FAH MIXED M/S WITH MM FILAMENTS	M2	1,474	15,056
	SPAIN		1,474	15,056
	COTTON	TOTAL		1,447,970
5202995000	COTTON WASTE: NOT GARNETTED STOCK, NESOI	KG	88,069	179,174
	MEXICO		88,069	179,174
5207100000	COTTON YARN (N SWG THD) RETAIL SALE 85% OR > WT CO	KG	5,491	62,669
	BRAZIL		4,788	55,305
	PERU		336	4,843
	THAILAND		367	2,521
5207900000	COT YRN N SWG THD RTL SALE OTH 85% OR > WGT COTTON	KG	33	572
	SPAIN		33	572
5208224040	WV FB CT >85% WGT COT >100 & <=200G/M2 #<44 SHEETG	M2	45,534	35,317
	CHINA (TAIWAN)		4,076	4,657
	CHINA,PEOPLE'S REP.(MAINLAND)		41,458	30,660
5208226040	WV FB CT >85% WGT CT >100 & <=200G/M2 #44-68 SHETG	M2	87,576	89,352
	MEXICO		87,576	89,352
5208323040	WV FB CT >=85% WGT COT >100 & <=200G/M2 #<44 SHEET	M2	41,458	34,808
	CHINA,PEOPLE'S REP.(MAINLAND)		41,458	34,808
5208521000	WV FAB COT >=85% COT 100-200G/M2 PL WV PR CT HD-LM	M2	696	2,112
	UNITED KINGDOM OF GT BRITAIN		696	2,112
5208523035	WV FB >=85% CT,>100 & <=200G/M2,#<=42 SHETG,DIS PR	M2	314,884	247,222
	CHINA,PEOPLE'S REP.(MAINLAND)		314,884	247,222
5208523090	WOV FIB COT >=85% WGT COT >100 & <=200 G/M2 #<=42	M2	10,327	8,277
	CHINA,PEOPLE'S REP.(MAINLAND)		10,327	8,277
5208524045	WV FB >=85% CT,>100 &<=200G/M2,#43-68,SHETG,PR OTH	M2	55,081	37,617
	PAKISTAN		55,081	37,617

TABLE - 2 IMPORTS INTO PUERTO RICO FROM FOREIGN COUNTRIES
BY COMMODITY AND COUNTRY OF ORIGIN-FISCAL YEAR 2001

COMM CODE	DESCRIPTION AND COUNTRY	UNIT	QUANTITY	VALUE - $
5208524090	WV FB CT >=85% WGT CT >100 & <=200G/M2 #43-68 CHSC	M2	151	727
	SPAIN		151	727
5208525020	WV FB CT >=85% WGT CT >100 & =200G/M2 #>=69 POP/BC	M2	280	550
	FRANCE		280	550
5208594090	WOV COT FAB CON >85% WGT <200G/M2 PRT #<=42 OX CLO	M2	276	467
	SPAIN		276	467
5208596090	WOV FAB COT CON >85% WGT <200G/M2 43-68 OT OXF CLT	M2	564	958
	SPAIN		564	958
5208598090	WOV FAB COT CON >85% WGT <200G/M2 >=69 PRINTD OTHR	M2	4,665	11,492
	SPAIN		4,665	11,492
5209110050	WOV FAB COT 85%> COT >200G/M2 UBL PL WV SHT-NAPPED	M2	96	479
	SPAIN		96	479
5209316020	W F CT >=85% CT > 200 G/M2 DYD PL WV OTH POP/BRDCL	M2	1,117	7,693
	FRANCE		1,117	7,693
5209316090	W F CT >=85% CT >=200G/M2 DYD OTH PLAIN WEAVE DUCK	M2	3,364	14,309
	BELGIUM		2,744	12,339
	UNITED KINGDOM OF GT BRITAIN		620	1,970
5209320020	WOV FAB COT 85%> COT >200G/M2 DYE 3-4 TH TW N NPD	M2	20,520	49,840
	REPUBLIC OF KOREA		20,520	49,840
5209420040	WOV FAB COT >=85% COT >360 G/M2 YR DF CL BLUE DENM	M2	1,560	17,965
	ITALY		1,560	17,965
5209516015	WV FB >=85% CT,>200G/M2,POPLIN/BROADCLOTH,DIS PRNT	M2	232	1,204
	UNITED KINGDOM OF GT BRITAIN		232	1,204
5209516035	WV FB >=85% CT,>200 G/M2,SHEETNG NOT NAP,PRNTD OTH	M2	5,170	19,753
	BELGIUM		2,682	8,990
	FRANCE		280	562
	SPAIN		674	5,783
	UNITED KINGDOM OF GT BRITAIN		1,534	4,418
5209516090	W F CT >=85% CT >200G/M2 PRNTED OTH PLN WV DUCK	M2	813	8,402
	SPAIN		813	8,402
5209590015	WV FB >=85% COT,>200G/M2,SATEENS,DISCHARGE PRINTED	M2	703	2,184
	UNITED KINGDOM OF GT BRITAIN		703	2,184
5209590025	WV FB >=85% COT, >200G/M2, SATEENS, PRINTED, OTHER	M2	489	1,892
	UNITED KINGDOM OF GT BRITAIN		489	1,892
5209590090	WOVN FAB COT 85%> COT >200G/M2 PRT OTHR FAB NESOI	M2	2,928	9,922
	BELGIUM		470	1,832
	UNITED KINGDOM OF GT BRITAIN		2,458	8,090
5210316060	WV FAB COT CON <85% WGT COT <=200G/M2 #43-68 PRTCL	M2	1,047	1,717
	COLOMBIA		1,047	1,717
5210516040	WOV FAB COT CON <85% WGT COT <200G/M2 #43-68 SHEET	M2	7,280	5,834
	SPAIN		7,280	5,834
5210516060	W F C <85% C M M/S MMF <=200G/M2 PT P W #43-68 PCL	M2	235,685	110,456
	PAKISTAN		235,685	110,456
5210594090	WOV COT FAB CON <85% WGT <200G/M2 PRT <=42 OT OXFD	M2	14,686	21,571
	SPAIN		14,686	21,571
5210598090	WOV FAB COT CON <85% WGT <200G/M2 69&> PRINT NESOI	M2	5,118	11,185
	SPAIN		5,118	11,185
5211110020	WOV FAB COT <85% COT >200G/M2 UBLC PLN WV POP/BRDC	M2	3,768	5,473
	SPAIN		3,768	5,473
5211190060	WOV FAB COT <85% COT >200G/M2 UBL OTH FAB: DUCK	M2	200	1,229
	SPAIN		200	1,229
5211290090	WOVN FAB COT <85% COT >200G/M2 BLC OTHR FAB NESOI	M2	11,370	176,398
	ITALY		11,110	174,563
	SPAIN		260	1,835
5211390040	WOV FAB COT <85% COT >200G/M2 DYE OT FAB TWILL WV	M2	1,131	5,421
	REP. OF SOUTH AFRICA		381	1,346
	SPAIN		750	4,075
5211390090	WOVN FAB COT < 85% COT >200G/M2 DYE OTHR FAB NESOI	M2	790	4,797
	ITALY		142	1,839
	SPAIN		648	2,958
5211490020	WOV FAB COT <85% COT MX MMF >200G/M2 OTH FAB: JAC	M2	20,863	52,080
	CHINA,PEOPLE'S REP.(MAINLAND)		13,546	26,377
	SPAIN		6,663	24,722
	UNITED KINGDOM OF GT BRITAIN		654	981
5211490090	WOV FAB COT <85% COT MX MMF >200G/M2 OT FB NESOI	M2	8,984	34,841
	ITALY		8,984	34,841

TABLE - 2 IMPORTS INTO PUERTO RICO FROM FOREIGN COUNTRIES
BY COMMODITY AND COUNTRY OF ORIGIN-FISCAL YEAR 2001

COMM CODE	DESCRIPTION AND COUNTRY	UNIT	QUANTITY	VALUE - $
5211510020	WOV FAB COT <85% COT >200G/M2 PRTD PLN WV POP/BRDC	M2	5,631	13,967
	SPAIN		5,631	13,967
5211510030	WOV FAB COT <85% COT >200G/M2 PRT PL WV SHT-NT NPD	M2	1,862	8,100
	SPAIN		1,862	8,100
5211510090	WOV FAB COT <85% COT >200G/M2 PRTED PLN WEAVE OTHR	M2	18,325	58,618
	SPAIN		18,325	58,618
5211520020	WOV FAB COT <85% COT >200G/M2 PRT 3-4 TH TW N NPD	M2	86	335
	SPAIN		86	335
5211520040	WOV FAB COT <85% COT >200G/M2 PRT 3-4 THD TWL NAPD	M2	1,171	2,712
	SPAIN		1,171	2,712
5211590090	WOVN FAB COT <85% COT >200G/M2 PRT OTHR FAB NESOI	M2	16,124	37,385
	ITALY		2,040	1,444
	SPAIN		14,084	35,941
5212156090	OTH WOV FAB COT <= 200G/M2 PRTED OTH: OTH - NESOI	M2	7,560	11,674
	SPAIN		7,560	11,674
5212211010	OTH WOV FAB OF COT > 200G/M2 UBL >=36% W/FAH N CMB	M2	250	893
	REP. OF SOUTH AFRICA		250	893
5212216060	OTH WOV FAB COT >200G/M2 UBLCH CON <36%W/FAH TW WV	M2	187	1,051
	SPAIN		187	1,051
5212216090	OTH WOV FAB COT > 200G/M2 UBLCH OTH: OTH - NESOI	M2	19	452
	SPAIN		19	452
5212236090	OTH WOV FAB COT > 200G/M2 DYED CON < 36% WOOL/FAH	M2	6,453	36,824
	ITALY		62	883
	MEXICO		6,391	35,941
	OTHER VEGETABLE TEXTILE FIBERS;PAPER YARN AND WOVEN FABRICS OF PAPER YARN	TOTAL		230,232
5304100000	SISAL OTHER TEXTILE FIBERS OF THE GENUS AGAVE RAW	KG	15,132	16,380
	BRAZIL		15,132	16,380
5309110090	WOV FAB OF FLAX CON >=85% FLAX UNBL BL WID <=127CM	M2	1,941	13,171
	UNITED KINGDOM OF GT BRITAIN		1,941	13,171
5309190010	WOV FAB OF FLX CON >=85% FLAX NT BL OR UBL W>127CM	M2	3,385	31,375
	UNITED KINGDOM OF GT BRITAIN		3,385	31,375
5309190090	WOV FAB FLAX >=85% FLAX N-BL/UNBL WIDTH <=127CM	M2	13,680	90,132
	IRELAND		1,699	12,351
	UNITED KINGDOM OF GT BRITAIN		11,981	77,781
5310100020	WOV FAB JUTE OTH TEX BAST FIB UBL NT OV 130 CT WD	M2	120,788	31,602
	INDIA		120,788	31,602
5310100060	WOV FAB JUTE OTH TEXT BAST FIB UBL OVER 250 CENTS	M2	148,489	28,407
	INDIA		148,489	28,407
5310900000	WOV FAB JUTE OTH TEXTILE BAST FIBER EXC UNBL NESOI	M2	50,116	14,938
	INDIA		50,116	14,938
5311004020	WOVEN FABRICS OF VEGETABLE FIBERS; NESOI	M2	785	4,227
	ITALY		351	1,028
	UNITED KINGDOM OF GT BRITAIN		434	3,199
	MAN-MADE FILAMENTS	TOTAL		4,758,359
5401100000	SEWING THREAD SYNTHETIC FILAMENTS, FOR RETAIL SALE	KG	14,424	130,190
	BELGIUM		40	533
	CHINA (TAIWAN)		355	2,300
	CHINA,PEOPLE'S REP.(MAINLAND)		8,468	59,277
	JAPAN		647	20,243
	MEXICO		4,758	46,276
	THAILAND		156	1,561
5401200000	SEWING THREAD ARTIFICIAL FILAMENTS FOR RETAIL SALE	KG	26	369
	ITALY		26	369
5402103010	NYLN HIGH TEN MONO/MULTIFLT NT RTL <5 T <=920 DECI	KG	144	937
	CHINA (TAIWAN)		144	937
5402316000	NYLON TEXTURED MULTIPLE YN <= 500 DECTEX NT RETAIL	KG	4,667	41,095
	ISRAEL		4,667	41,095
5402323000	NYLON TEXTURED SINGLE YARN >500 DECITEX NOT RETAIL	KG	5,731	47,094
	UNITED KINGDOM OF GT BRITAIN		5,731	47,094
5402411000	NYL COLORED MULTIFLMNT,UNTWIST/TWIST <5 TRN/MTR,	KG	1,570	13,824
	ISRAEL		1,570	13,824

TABLE - 2 IMPORTS INTO PUERTO RICO FROM FOREIGN COUNTRIES
BY COMMODITY AND COUNTRY OF ORIGIN-FISCAL YEAR 2001

COMM CODE	DESCRIPTION AND COUNTRY	UNIT	QUANTITY	VALUE - $
5402419030	NYL MONO/MULTIFLMNT UNTWIST/TWIST YN NT <5 TRN/MTR	KG	236	2,400
	CHINA,PEOPLE'S REP.(MAINLAND)		236	2,400
5402431020	POLY ,75<DECITEX<80, UNTWST/TWST <=5 TURN / METER	KG	2	3,933
	SPAIN		2	3,933
5402431040	POLY, 75 > DECITEX > 80, TWIST >=5 TRUNS PER MET	KG	1,557	11,880
	SPAIN		1,557	11,880
5404108005	SYN MNFIL >=67DEC X-SEC DIM >1MM STRP WD <=5MM	KG	6,418	110,266
	CANADA		6,418	110,266
5404108080	SYN MNFIL >=67 DEC N-X SEC DIM >1MM ST W <=5MM OTH	KG	12,903	2,326,709
	CANADA		998	17,604
	GERMANY		11,230	2,161,581
	NETHERLANDS		675	147,524
5406100020	SYNTHETIC FILAMENT YARN ACRYLIC, FOR RETAIL SALE	KG	12,539	66,739
	THAILAND		12,539	66,739
5406100090	SYN FIL YRN RETAIL SALE EXC ACRYLIC AND POLYESTERS	KG	8,373	13,347
	GUATEMALA		8,373	13,347
5406200000	ARTIFICIAL FILAMENT YARN PUT UP FOR RETAIL SALE	KG	95	2,350
	MEXICO		95	2,350
5407100010	WOV FAB SYN FIL YRN HI TEN OF NYL,POLY WT<=170G/M2	M2	294,550	250,677
	GUATEMALA		294,206	249,264
	UNITED KINGDOM OF GT BRITAIN		344	1,413
5407100090	WV FB HG TNCY YRN YRN OF NYL OR OT PLYAD, >170G/M2	M2	448	1,640
	GUATEMALA		231	667
	UNITED KINGDOM OF GT BRITAIN		217	973
5407420030	NYL/PLYADM FB >=85% FIL NYL/O P DYD WGT <=170 G/M2	M2	43,049	42,521
	JAPAN		43,049	42,521
5407440030	WOV FAB >=85% NYL/POLYAMDS PRINT WEIGHT <=170 G/M2	M2	260	583
	SPAIN		260	583
5407522020	WOV FABS CONT >=85% POLY DYED WGT <=170G/M2 FLAT F	M2	232,621	186,497
	CHINA,PEOPLE'S REP.(MAINLAND)		13,410	5,444
	COLOMBIA		88,502	87,594
	JAPAN		130,709	93,459
5407522040	WOV FB SYN FIL YN CON >=85% POLY DYED WGT <=170GM2	M2	310,363	308,304
	COLOMBIA		123,883	124,745
	GUATEMALA		2,464	2,436
	ITALY		10,934	6,925
	JAPAN		171,652	171,951
	MEXICO		1,430	2,247
5407522060	WOV FAB SYNTH FIL YN CONT >=85% POLY DYED >170G/M2	M2	50,420	72,148
	COLOMBIA		48,553	70,564
	GUATEMALA		1,867	1,584
5407532020	WV FB SYN FL YN CON>=85% POLY YN OF DIF CL<=170GM2	M2	100,588	76,307
	CHINA (TAIWAN)		71,347	61,000
	JAPAN		10,191	4,428
	TURKEY		19,050	10,879
5407532040	WOV FAB SYN >=85% POLY YNS OF DIF COL WT<=170 G/M2	M2	228,105	249,801
	COLOMBIA		228,105	249,801
5407532060	WV FB CONT >=85% POLY YNS OF DIF COL WGT >170 G/M2	M2	199,159	160,649
	CHINA (TAIWAN)		193,938	155,263
	SPAIN		5,221	5,386
5407540020	WOV FAB CONT >=85% POLY PRINTED WEIGHING <=170G/M2	M2	5,573	7,547
	COLOMBIA		5,573	7,547
5407540040	WOV FAB CON>=85% POLY PRNTD <=170 G/M2 EXC FLAT FB	M2	2,132	5,449
	COLOMBIA		920	2,015
	SPAIN		1,212	3,434
5407540060	WOV FAB CON >=85% WTPOLY PRNTD WEIGHING >170 G/M2	M2	15,018	30,346
	COLOMBIA		620	1,290
	FRANCE		588	917
	MEXICO		6,528	20,323
	SPAIN		7,211	7,522
	UNITED KINGDOM OF GT BRITAIN		71	294
5407611100	WV FB >=85% PLY DYD, 75<DECITEX<80,TWST>=900 /METR	M2	1,169	7,105
	BELGIUM		1,169	7,105
5407619910	POLYESTER NON-TEX UNBL/BLCH WT <= 170 G/M2 EXC FF	M2	71	743
	SPAIN		71	743
5407619925	POLYESTER NON-TEX DYED WT NT >170G/M2 FLAT FABRICS	M2	20,596	32,940

TABLE - 2 IMPORTS INTO PUERTO RICO FROM FOREIGN COUNTRIES
BY COMMODITY AND COUNTRY OF ORIGIN-FISCAL YEAR 2001

COMM CODE	DESCRIPTION AND COUNTRY	UNIT	QUANTITY	VALUE - $
	BELGIUM		5,424	14,920
	COLOMBIA		15,172	18,020
5407619930	WOV FAB CON >=85% NON-TEX POLY DYED WT <=170G/M2OT	M2	319,243	323,602
	COLOMBIA		319,243	323,602
5407619970	WOV FAB CON>=85% NON-TEX POLY PRINT<=170G/M2 EX FL	M2	1,732	1,571
	COLOMBIA		1,732	1,571
5407692010	WOV FAB CON <85% NON-TEX POLY DYED WT <=170 G/M2	M2	184	1,884
	GERMANY		184	1,884
5407699010	WOV FAB CON <85% NON-TEX POLY PRINT <= 170G/M2	M2	938	5,642
	GERMANY		223	1,672
	SPAIN		715	3,970
5407699060	WOV FAB CON<85% NON-TEX POLY PRINT WGTING>170G/M2	M2	508	3,840
	MEXICO		508	3,840
5407720015	WOV FAB OF YARN CONT POLY FILAMENTS DYED <=170G/M2	M2	436	3,969
	FRANCE		436	3,969
5407720060	OTH WOV SYNTH FAB CON >=85% DYED WEIGHING >170G/M2	M2	22,264	19,525
	PAKISTAN		22,264	19,525
5407731000	WOV FAB CON >=85% SYNTH FAB YNS OF DIF COL THD CNT	M2	7,866	17,208
	SPAIN		7,866	17,208
5407732060	WOV FAB CON >=85% SYNTH FIL YN OF DIF COL >170G/M2	M2	3,287	5,511
	SPAIN		3,287	5,511
5407740060	WOV FAB CON >=85% SYNTH FIL PRNTED WGTING >170G/M2	M2	4,044	11,677
	ITALY		1,166	3,888
	SPAIN		2,878	7,789
5407810010	WOV FAB CON < 85% SYN FIL MIX M/S W COT UBL/BL POP	M2	538	1,677
	SPAIN		538	1,677
5407810020	WOV FAB CON<85% SYN FIL MIX M/S W COT UNBL/BL SHEE	M2	256	473
	SPAIN		256	473
5407810040	WOV FAB CON < 85% SYN FIL MIX W COT UNBL/BL S/T WV	M2	669	980
	SPAIN		669	980
5407810090	WOV FAB CON <85% SYNTH FIL MIX W COT UNBL/BL OTHER	M2	129	2,422
	SPAIN		129	2,422
5407820010	WOV FAB CON < 85% SYN FIL MIX WITH COT DYED POP/BR	M2	56	323
	UNITED KINGDOM OF GT BRITAIN		56	323
5407820030	WOV FAB CON < 85% SYNT FIL MIX W COT DYED PRINTCLH	M2	120	258
	SPAIN		120	258
5407820090	WOV FAB CONT < 85% SYN FIL MIX WITH COT DYED OTHER	M2	41,601	24,884
	COLOMBIA		7,442	9,904
	EL SALVADOR		34,159	14,980
5407830010	WV FB CON< 85% SYN FIL MIX COT YN OF DIF COL PO/BR	M2	586	1,674
	SPAIN		586	1,674
5407830040	WOV FAB CON <85% SYN FIL MX COT YNS DIF COL ST/TWL	M2	1,345	2,641
	INDIA		1,345	2,641
5407830090	WOV FAB CON<85% SYN FIL MX W/COT YNS OF DIF COL OT	M2	3,519	13,229
	ITALY		1,176	3,921
	SPAIN		2,343	9,308
5407840010	WOV FAB CON<85% SYN FIL MIX W/COT PRINT POP/BR CL	M2	4,200	13,602
	FRANCE		353	550
	SPAIN		3,847	13,052
5407840030	WOV FAB CON <85% SYN FIL MIX W/COT PRINTD PRINTCLH	M2	1,730	2,550
	SPAIN		1,730	2,550
5407840090	WOV FAB CON <85% SYN FIL MIX WITH COT PRINTD OTHER	M2	34,128	30,450
	MEXICO		34,128	30,450
5407910520	WOV FAB OF SYN FIL YN CON >=36% BY WGT W/FAH COMBD	M2	829	9,025
	SPAIN		829	9,025
5407920520	WOV FAB OF SYN FIL YN CON >=36% BY WT W\FAH COMBED	M2	2,597	18,117
	UNITED KINGDOM OF GT BRITAIN		2,597	18,117
5407932010	WOV FAB SYN FIL YN DIF COL MIX W ART FIL/METLZD YN	M2	2,029	13,418
	JAPAN		2,029	13,418
5407932050	WOV FAB OF SYN FIL YARNS, YNS-DIFF COL SATIN/TW WV	M2	3,360	6,600
	INDIA		3,360	6,600
5408311000	WOV FAB OF ART FIL YN UNBL OR BL CON< 36% WT W/FAH	M2	1,983	15,407
	CANADA		1,983	15,407
5408329040	OTH WOV FAB ARTIF FILAMENT YARN DYED NESOI PRINTCL	M2	256	1,810
	SPAIN		256	1,810

TABLE - 2 IMPORTS INTO PUERTO RICO FROM FOREIGN COUNTRIES
BY COMMODITY AND COUNTRY OF ORIGIN-FISCAL YEAR 2001

COMM CODE	DESCRIPTION AND COUNTRY	UNIT	QUANTITY	VALUE - $
	MAN-MADE STAPLE FIBERS	TOTAL		2,845,900
5503909000	SYN STP FIB NOT CARD, CMB OR PRSD SPNG: NOT VINYON	KG	285	982
	UNITED KINGDOM OF GT BRITAIN		285	982
5506300000	SYN STP FIB CRD CMB OR PRCD SPNG ACRYLIC/MDACRYLC	KG	320,555	1,428,275
	ARGENTINA		380	6,438
	COSTA RICA		320,175	1,421,837
5508100000	SEW THD MMF STPL FIB WTH NT RETAIL SALE SYN STP FB	KG	29,248	221,026
	CHINA (TAIWAN)		25,737	152,909
	CHINA,PEOPLE'S REP.(MAINLAND)		2,182	28,153
	THAILAND		1,329	39,964
5509320000	YRN N SWG TD SY ST FB N RTL SL >=85% A/MC S F M/C	KG	28,363	105,049
	SPAIN		28,363	105,049
5512190090	WOV FB SYN S F >=85% SYN >=85% PL ST FB OTH NESOI	M2	10,642	9,986
	COLOMBIA		10,642	9,986
5512290015	WOV FAB SYN ST FB >=85% SYN >=85% ACR/MAC OT PL/BC	M2	7,465	13,858
	SPAIN		7,465	13,858
5512290090	WOV FB SYN S F >=85% SYN >=85% ACR/MACR OTH NESOI	M2	46,804	146,990
	SPAIN		46,804	146,990
5512990015	WOV FAB SYN STP FIB >=85% SYN ST FB OTH POPL/BRDCL	M2	14,357	46,759
	SPAIN		14,357	46,759
5512990090	WOV FAB SYN ST FB >=85% SYN STP FIB OTHER NESOI	M2	23,196	26,069
	BELGIUM		53	263
	MEXICO		23,143	25,806
5513210020	WOV FB SYN S F <85% MX CT <=170G/M2 DYED PY PW P/B	M2	210,882	138,361
	CHINA,PEOPLE'S REP.(MAINLAND)		127,594	89,430
	THAILAND		83,288	48,931
5513210040	WOV FB SYN S F <85% MY CT <=170G/M2 DYED PY PW SHT	M2	6,878	4,581
	COSTA RICA		6,878	4,581
5513210060	WOV FB SYN S F <85% MX CT <=170G/M2 DYED PY PW PRT	M2	45,123	25,528
	EL SALVADOR		8,338	6,069
	PAKISTAN		36,785	19,459
5513220000	WOV FB SYN F <85% MX CT <=170G/M2 DYED 3-4 T TW PL	M2	298	477
	SPAIN		298	477
5513410020	WOV FB SYN S F <85% MX CT <=170G/M2 PRNTD P PW P/B	M2	64,772	41,605
	ARGENTINA		12,235	14,250
	SPAIN		80	302
	THAILAND		52,457	27,053
5513410060	WOV FB SYN S F <85% MX CT <=170G/M2 PRNTD P PW PRT	M2	1,255,416	549,635
	PAKISTAN		1,255,416	549,635
5513420000	WOV FB SYN S F <85% MX CT <=170G/M2 PRNTD 3-4 T TW	M2	378	880
	SPAIN		378	880
5514210090	WV FB SY SF <85% MX CT >170G/M2 DYED PLN WEAV DUCK	M2	920	6,599
	SPAIN		920	6,599
5514330010	WV FB SY SF <85% M C >170G/M2 YDC OWFPSF JACQ WV	M2	2,665	4,616
	CHINA,PEOPLE'S REP.(MAINLAND)		2,665	4,616
5514410090	WV FB SY SF <85% MX CT >170G/M2 PRNTD OTH 1 PW DCK	M2	39	1,027
	SPAIN		39	1,027
5514430090	WV FB SYN SF <85% MX CT >170G/M2 PRNTD OWFPSF OTHR	M2	65	585
	SPAIN		65	585
5514490040	WV FB SYN SF <85% MX CT >170G/M2 PRNTD O W F S/T W	M2	807	1,153
	SPAIN		807	1,153
5514490090	WV FB SYN SF <85% MX CT >170G/M2 PRNTD OWF NESOI	M2	257	464
	SPAIN		257	464
5515120030	OTH WOV FAB SYN PLY ST FB M MMF FIL PRINTCLOTH	M2	7,468	15,295
	MEXICO		7,468	15,295
5515120090	OTH WOV FAB SYN POLY STP FB MIXED MMF FIL OT-NESOI	M2	4,110	9,775
	ARGENTINA		3,968	9,486
	COLOMBIA		142	289
5515130520	OT WOV FB SYN PLY ST FB M WFAH >=36% WL/FAH COMBED	M2	400	4,763
	UNITED KINGDOM OF GT BRITAIN		400	4,763
5515190090	OTH WOV FAB SYN PLY STP FIBER OTHER ST FB OT-NESOI	M2	825	2,105
	SPAIN		825	2,105
5516110090	WOV FAB >=85% BY WGT ARTIF STP FIB UB/BL OTH-NESOI	M2	1,470	5,468
	SPAIN		1,470	5,468
5516120090	WOV FAB >=85% BY WGT ARTIF STP FIBR DYED OTH-NESOI	M2	200	1,308

TABLE - 2 IMPORTS INTO PUERTO RICO FROM FOREIGN COUNTRIES
BY COMMODITY AND COUNTRY OF ORIGIN-FISCAL YEAR 2001

COMM CODE	DESCRIPTION AND COUNTRY	UNIT	QUANTITY	VALUE - $
	SWITZERLAND		200	1,308
5516140095	WOV FAB >=85% BY WGT ARTIF STP FIB PRNTD OTH-NESOI	M2	102	352
	SPAIN		102	352
5516230090	WOV FAB <85% WGT ART S F M MNM FILMT YDF OTH NESOI	M2	14,316	20,966
	BELGIUM		337	1,807
	REP. OF SOUTH AFRICA		322	981
	SPAIN		13,657	18,178
5516430020	WOV FAB <85% ART ST FB MX M/S COT YDF JACQURD WV	M2	816	9,302
	UNITED KINGDOM OF GT BRITAIN		816	9,302
5516930020	WOV FAB ARTIF STP FIB OTH YR DIF CLRS JACQUARD WV	M2	158	2,061
	SPAIN		158	2,061
	WADDING,FELT AND NONWOVENS;SPECIAL YARNS;TWINE,CORDAGE,ROPES AND CABLES AND ARTICLES THEREOF	TOTAL	1,167,593	21,565,569
5601210010	WADDING IN THE PIECE OF COTTON	KG	10,973	51,784
	MEXICO		10,973	51,784
5601210090	ARTICLES OF WADDING NESOI OF COTTON	KG	13,585	47,687
	CANADA		229	3,800
	REPUBLIC OF KOREA		7,204	16,704
	SPAIN		2,817	14,720
	UNITED KINGDOM OF GT BRITAIN		3,335	12,463
5602109090	NEEDLELOOM FELTS AND STITCH-BONDED FIBER FAB NESOI	KG	236,482	164,071
	BRAZIL		236,482	164,071
5602290000	FELT NOT IMPREG COAT COVER OR LAMIN TEX MAT NESOI	KG	30,137	24,221
	DOMINICAN REPUBLIC		30,137	24,221
5602909000	FELT NOT LAMINATED NESOI	KG	10	772
	ITALY		10	772
5603110090	OTH NONWOV, MANMADE, NT IMPREG/COATED, =< 25 G/M2	KG	391,959	1,037,314
	GERMANY		216	3,597
	ISRAEL		381,019	909,872
	JAPAN		4,278	108,912
	LUXEMBOURG		45	547
	VENEZUELA		6,401	14,386
5603120010	NON-WOVENS,MM,IMIT SUEDE, > 25 G/M2 AND <= 70 G/M2	KG	3,723	20,507
	MEXICO		3,723	20,507
5603120090	OTH NONWOV,MANMADE,NT IMP/COATED, >25 & =< 70 G/M2	KG	44,338	111,014
	MEXICO		5,810	20,445
	VENEZUELA		38,528	90,569
5603130090	OTH NONWOV,MANMADE,NT IMP/COATED,>70 & =< 150 G/M2	KG	35,109	258,125
	DOMINICAN REPUBLIC		2,537	19,677
	MEXICO		5,660	24,784
	NETHERLANDS		253	1,550
	UNITED KINGDOM OF GT BRITAIN		9,978	173,257
	VENEZUELA		16,681	38,857
5603910010	NON-WOV,NT MM,IMITATION SUEDE, WEIGHING <= 25 G/M2	KG	187	2,588
	JAPAN		187	2,588
5603910090	OTH NONWOV,NT MANMADE, NT IMPREG/COATED, =< 25 G/M	KG	1,031	13,766
	GERMANY		156	1,655
	JAPAN		875	12,111
5605001000	MTL CTD/LMNTD FIL/STRP UNGIMP/UNTWST OR TWST <5 MT	KG	2,509	40,458
	MEXICO		1,588	22,868
	VENEZUELA		921	17,590
5605009000	OT METALIZED YRN, BEING TEX YRN COMB W METAL	KG	944	11,381
	CHINA (TAIWAN)		8	528
	VENEZUELA		936	10,853
5606000090	GIMP YRN,STRP,SYN/ART MONOFIL,CHEN,NOT ELAST FILA	KG	89	2,015
	SPAIN		89	2,015
5607210000	BINDER OR BALER TWINE OF SISAL FIBERS	KG	20,430	26,016
	CHINA,PEOPLE'S REP.(MAINLAND)		2,593	2,748
	COSTA RICA		16,760	21,924
	DOMINICAN REPUBLIC		1,077	1,344
5607290000	TWINE CORD ETC EX BINDER OR BALER OF SISAL FIBERS	KG	33,583	31,081
	BRAZIL		27,216	21,600
	VENEZUELA		6,367	9,481

TABLE - 2 IMPORTS INTO PUERTO RICO FROM FOREIGN COUNTRIES
BY COMMODITY AND COUNTRY OF ORIGIN-FISCAL YEAR 2001

COMM CODE	DESCRIPTION AND COUNTRY	UNIT	QUANTITY	VALUE - $
5607491000	TWINE ETC POLYETHYLENE NESOI WIDE NONFIBRILLATED	KG	12,587	18,745
	VENEZUELA		12,587	18,745
5607491500	TWINE POLYETHYLENE NESOI NT BRAID <4.8MM DIA NESOI	KG	6,984	9,321
	COSTA RICA		6,984	9,321
5607492500	TWINE POLYETHYLENE NESOI NT BRAID/PLAITED, NESOI	KG	59,202	48,828
	GUATEMALA		59,202	48,828
5607503500	TWINE, CORD ETC OF OTH SYN FIBER NT BRAID OR PLAIT	KG	1,612	7,676
	CHINA (TAIWAN)		128	6,236
	GUATEMALA		1,484	1,440
5607504000	TWINE, CORDAGE, ETC OF OTH SYNTHETIC FIBERS, NESOI	KG	246	3,000
	PERU		246	3,000
5607902000	TWINE CORDAGE ROPE BRAIDED OF TEXTILE FIBERS NESOI	KG	68,485	116,793
	HONDURAS		68,080	108,301
	MEXICO		60	1,114
	SPAIN		345	7,378
5608192090	KNOTTED NETTING OF TWINE NESOI OF MANMADE TEXT MAT	KG	265	1,640
	DOMINICAN REPUBLIC		40	290
	EL SALVADOR		225	1,350
5608902300	HAMMOCKS OF KNOT NETTING OF TWINE, CORDAGE; COTTON	KG	26,336	107,159
	COLOMBIA		483	1,977
	COSTA RICA		675	2,140
	ECUADOR		2,544	6,517
	EL SALVADOR		1,717	7,456
	GUATEMALA		122	377
	INDIA		450	6,098
	MEXICO		244	1,631
	NICARAGUA		15,624	74,428
	VENEZUELA		4,477	6,535
5608903000	KNOTTED NETTING OF TWINE NESOI OF TEXTILE MATL EXC	KG	2,260	5,455
	ECUADOR		2,057	4,415
	NICARAGUA		203	1,040
5609001000	ART O YRN, STRIP, TWINE, CORD, ROPE, CABLE NES COT	KG	4,403	11,189
	ECUADOR		2,941	4,140
	MEXICO		139	497
	NICARAGUA		1,323	6,552
5609003000	ART OF YARN, STRIP, ETC, NES OF MANMADE FIBERS	KG	98,814	11,312,744
	CHINA (TAIWAN)		224	658
	COSTA RICA		120	300
	DOMINICAN REPUBLIC		90,952	11,286,570
	ECUADOR		3,619	6,716
	MEXICO		3,851	2,697
	REP. OF SOUTH AFRICA		42	2,001
	SPAIN		6	13,802
5609004000	ARTICLE OF YARN, STRIP, TWN, NES, TEXT MATL NESII	KG	61,310	8,080,219
	CHINA,PEOPLE'S REP.(MAINLAND)		132	340
	DOMINICAN REPUBLIC		59,642	7,879,621
	ECUADOR		442	720
	GERMANY		819	3,840
	UNITED KINGDOM OF GT BRITAIN		275	195,698
	CARPETS AND OTHER TEXTILE FLOOR COVERINGS	TOTAL	222,633	1,253,663
5701104000	TEXT FLOOR COVERING, HAND-HOOKED/KNOTTED, WOOL/FAH	M2	8,820	44,101
	INDIA		8,820	44,101
5701109000	TEXTILE CARPETING, KNOTTED, WOOL/FAH NESOI	M2	10,468	268,263
	MOROCCO		6	2,540
	SPAIN		8	595
	THAILAND		105	2,596
	UNITED KINGDOM OF GT BRITAIN		10,349	262,532
5701901030	TEXTILE CARPETING, MACHINE-KNOTTED PILE, MMF FIBER	M2	8	426
	UNITED KINGDOM OF GT BRITAIN		8	426
5701902010	CARPETING & TEXTILES FLR COVRNG HAND-HOOKED NESOI	M2	375	7,442
	CHINA,PEOPLE'S REP.(MAINLAND)		166	2,486
	HONG KONG		209	4,956
5702109010	TEXTILE CARPETS, WOVEN KELAM ETC WOOL N CERT	M2	164	28,146

TABLE - 2 IMPORTS INTO PUERTO RICO FROM FOREIGN COUNTRIES
BY COMMODITY AND COUNTRY OF ORIGIN-FISCAL YEAR 2001

COMM CODE	DESCRIPTION AND COUNTRY	UNIT	QUANTITY	VALUE - $
	MOROCCO		13	986
	TURKEY		151	27,160
5702201000	TEXTILE CARPETS, WOVEN, COIR FIBER WITH PILE	M2	1,611	11,041
	INDIA		1,611	11,041
5702202000	TEXTILE CARPETS, WOVEN, COIR FIBER WITHOUT PILE	M2	735	1,722
	ITALY		735	1,722
5702311000	TEXTILE CARPETS, WOV WILTON ETC, WL PILE N MADE UP	M2	74	8,045
	FRANCE		42	7,601
	PERU		32	444
5702312000	TEXTILE CARPETS, WOV WOOL PILE, NOT MADE UP NESOI	M2	141	13,184
	UNITED KINGDOM OF GT BRITAIN		141	13,184
5702322000	TEXTILE CARPETS, WOV MANMADE PILE, N MADE UP NESOI	M2	9,450	26,694
	CHINA,PEOPLE'S REP.(MAINLAND)		9,450	26,694
5702392010	TEXTILE CARPETS, WOVEN COTTON PILE, NOT MADE UP	M2	798	3,891
	EL SALVADOR		160	1,515
	INDIA		638	2,376
5702392090	TEXTILE CARPETS, WOV PILE MATL NESOI, N MADE UP	M2	2,896	19,425
	CHINA,PEOPLE'S REP.(MAINLAND)		2,896	19,425
5702412000	TEXTILE CARPETS, WOVEN WOOL PILE NESOI, MADE UP	M2	3,393	190,000
	FRANCE		4	1,335
	SPAIN		439	34,140
	UNITED KINGDOM OF GT BRITAIN		2,950	154,525
5702492000	TEXTILE CARPETS, WOV PILE MATERIAL NESOI, MADE UP	M2	6	306
	SPAIN		6	306
5702913000	TEXTILE CARPETS, WOV NO PILE, WL OTH H-LM MADE UP	M2	5	260
	ITALY		5	260
5702914000	TEXTILE CARPETS, WOV NO PILE, WOOL N H-LM, MADE UP	M2	251	15,000
	UNITED KINGDOM OF GT BRITAIN		251	15,000
5702991010	TEXTILE CARPETS WOV NO PILE COT H-LM MADE UP	M2	1,990	11,139
	INDIA		1,990	11,139
5702992000	TEXTILE CARPETS, WOV NO PILE , TEX NESOI, MADE UP	M2	5,002	39,703
	INDIA		5,002	39,703
5703100020	TEXT CARPETS, TUFTED, OF WOOL OR FAH, HAND-HOOKED	M2	30	1,550
	ECUADOR		30	1,550
5703100080	TEXT CARPETS,TUFTED,OF WOOL OR FAH, NT HAND-HOOKED	M2	86	19,063
	BELGIUM		21	560
	UNITED KINGDOM OF GT BRITAIN		65	18,503
5703202010	TX CRPT TFTD NYL ETC, <= 5.25M2 IN AREA N HAND-HKD	M2	770	20,495
	JAPAN		62	8,881
	MEXICO		17	254
	REPUBLIC OF KOREA		691	11,360
5703202090	TEXTILE CARPETS TUFTED NYLON ETC OTHER	M2	1,097	33,845
	COLOMBIA		156	1,011
	JAPAN		941	32,834
5703300080	TEXT CRPT,TUFT,OTH MM, > 5.25 AREA, NT HAND-HOOKED	M2	5,293	38,603
	BELGIUM		5,157	37,673
	SPAIN		136	930
5704900090	TEXTILE CARPET TILES FELT, NOT TUFTED ETC, NESOI	M2	89,861	159,166
	BELGIUM		89,861	159,166
5705002030	TEXTILE CARPETS NESOI, OF MANMADE FIBER	M2	79,309	292,153
	BULGARIA		8,748	23,299
	CHINA (TAIWAN)		601	7,521
	CHINA,PEOPLE'S REP.(MAINLAND)		64,470	219,713
	COLOMBIA		5,414	37,855
	JAPAN		72	3,341
	REPUBLIC OF KOREA		4	424
	SPECIAL WOVEN FABRICS;TUFTED TEXTILE FABRICS; LACE; TAPESTRIES; TRIMMINGS; EMBROIDERY	TOTAL		2,073,931
5804101000	TULLES & OTH NET FAB OF COTTON OR MAN-MADE FIBERS	KG	4,614	51,393
	MEXICO		4,614	51,393
5804210000	LACE IN PCE, STRIP, MOTIF MECHANICAL MADE MMF	KG	14,564	206,460
	COLOMBIA		2,671	41,962
	DENMARK		422	36,988

TABLE - 2 IMPORTS INTO PUERTO RICO FROM FOREIGN COUNTRIES
BY COMMODITY AND COUNTRY OF ORIGIN-FISCAL YEAR 2001

COMM CODE	DESCRIPTION AND COUNTRY	UNIT	QUANTITY	VALUE - $
	MEXICO		11,351	116,172
	SPAIN		120	11,338
5804291000	MECH MDE LACE COT LACE IN PIECE, STRIP, MOTIFS	KG	1,817	146,199
	SPAIN		1,817	146,199
5804300020	HAND-MADE LACE OF COTTON OR OF MAN-MADE FIBERS	KG	1,895	44,828
	CHINA (TAIWAN)		465	7,409
	COLOMBIA		934	16,997
	THAILAND		496	20,422
5806200010	OTH NAR WOV FAB =>5% ELAST YRN/RUBBER THRD, OTHER	KG	13,573	141,290
	CANADA		3,230	88,337
	THAILAND		10,343	52,953
5806200090	OTHER NARROW WOVEN FABRICS >= 5% RUBBER THREADS	KG	206	17,165
	BELGIUM		206	17,165
5806310000	NARROW WOVEN FABRICS, NESOI, OF COTTON	KG	688	28,700
	CHINA (TAIWAN)		317	12,622
	MEXICO		371	16,078
5806321090	RIBBONS OF NARROW WOVEN FABRICS: MAN-MADE FIBERS	KG	15,919	372,621
	BELGIUM		177	6,779
	CHINA (TAIWAN)		6,598	219,663
	COLOMBIA		1,517	29,697
	MEXICO		6,472	97,441
	VENEZUELA		1,155	19,041
5806322000	NARROW WOVEN FABRICS OF MANMADE FIBER, NESOI	KG	20,969	359,235
	CHINA (TAIWAN)		2,500	34,200
	COLOMBIA		2,399	52,188
	ITALY		450	14,046
	MEXICO		1,212	22,004
	REPUBLIC OF KOREA		620	5,613
	VENEZUELA		13,788	231,184
5806392000	NAR WOV FAB OTH TEX MAT VEGETABLE FIBER EXC COTTON	KG	24	1,269
	CHINA (TAIWAN)		24	1,269
5806393020	NARROW WOVEN FABRICS EX LABELS ETC OF METALIZED YN	KG	11,074	444,895
	CHINA (TAIWAN)		10,984	442,511
	MEXICO		90	2,384
5807100520	WOVEN LABELS, SIMI ART TEX MAT, N0T EMBROID, MMF	KG	131	20,135
	CHINA,PEOPLE'S REP.(MAINLAND)		112	19,675
	PERU		19	460
5807101500	WOVEN LABELS, NOT EMBROID,OTHER TEXTILE MATERIALS	KG	35	5,205
	CHINA,PEOPLE'S REP.(MAINLAND)		35	5,205
5808104000	BRAIDS IN PCE SUIT MKG/ORN HDWR OF COTTON OR MMF	KG	4,675	85,228
	CHINA (TAIWAN)		1,881	33,250
	MEXICO		2,794	51,978
5808105000	BRAIDS IN PCE SUIT MAKING/ORN HDWEAR OTH MAT NESOI	KG	998	7,000
	CHINA (TAIWAN)		998	7,000
5808107000	BRAIDS IN THE PIECE, NESOI, OF COTTON OR MANAMDE	KG	571	22,476
	REP. OF SOUTH AFRICA		49	2,006
	SPAIN		522	20,470
5808109000	BRAIDS IN THE PIECE, NESOI, NESOI	KG	75	2,947
	SPAIN		75	2,947
5808900010	ORN TRIM IN PCE, W/O EMBROID, OTH KNT OF COT/MMF	KG	1,401	29,267
	CHINA (TAIWAN)		330	6,573
	MEXICO		747	16,853
	REP. OF SOUTH AFRICA		90	2,726
	VENEZUELA		234	3,115
5808900090	ORN TRIM IN PCE W/O EMBROID, OTH KNIT NESOI, NESOI	KG	713	17,555
	CHINA (TAIWAN)		517	10,288
	MEXICO		160	3,343
	REP. OF SOUTH AFRICA		36	3,924
5809000000	WOVEN FABRICS OF METAL THREAD & METALIZED YARN NEC	M2	8,149	22,489
	JAPAN		6,408	8,184
	VENEZUELA		1,741	14,305
5810910020	EMB IN PCE STRIPS MOTIFS COT W VSB GRND <=200 G/M2	KG	340	34,794
	GUATEMALA		78	400
	SWAZILAND		39	2,583
	SWITZERLAND		223	31,811
5810929030	EMBROIDERY WITH VISIBLE GROUND OF MMF; LABELS	KG	181	1,614

TABLE - 2 IMPORTS INTO PUERTO RICO FROM FOREIGN COUNTRIES
BY COMMODITY AND COUNTRY OF ORIGIN-FISCAL YEAR 2001

COMM CODE	DESCRIPTION AND COUNTRY	UNIT	QUANTITY	VALUE - $
	MEXICO		181	1,614
5810929080	EMBRDRY OF MMF OT THAN GRD <100G/M2 & WIDTH >225CM	KG	473	11,166
	MEXICO		349	6,381
	SWAZILAND		9	573
	SWITZERLAND		115	4,212
	IMPREGNATED,COATED,COVERED OR LAMINATED TEXTILE FABRICS;TEXTILE ARTICLES OF A KIND SUITABLE FOR INDUSTRIAL USE	TOTAL		2,301,327
5903102010	TX FAB NESOI SHEAT PVC ETC MMF NESOI O 70% RU PL	M2	4,372	20,835
	ITALY		4,372	20,835
5903102090	TX FAB NESOI SHEAT O PVC ETC MMF NESOI O 70% RU PL	M2	35,819	73,057
	COLOMBIA		35,819	73,057
5903102500	TEXTILE FABRIC NESOI PVC ETC MMF NESOI NO 70% R PL	M2	10,660	62,573
	ITALY		10,660	62,573
5903103000	TEXTILE FABRIC NESOI PVC ETC, NOT COTTON OR MMF	M2	2,296	10,307
	ITALY		2,296	10,307
5903201800	TEX FABRIC NESOI PU BOND MMF FAB OTH OV 60% PLASTC	M2	16,662	183,600
	REPUBLIC OF KOREA		16,662	183,600
5903203090	TEX FABRIC NESOI IMPREGNATED ETC WITH POLYURETHANE	M2	1,840	8,840
	ITALY		1,840	8,840
5903901500	TEXTILE FABRIC NESOI,NO PVC PU,MM BD, OV 60% PLAST	M2	6,506	20,637
	SPAIN		6,506	20,637
5903903090	TEXTILE FABRICS NESOI IMPREG WITH PLAS EX PVC/PU	M2	88	585
	SPAIN		88	585
5906100000	ADHESIVE TAPE NOT OVER 20 CM WIDE	KG	84	902
	MEXICO		23	324
	SPAIN		61	578
5906912000	RUB TEXTILE FABRIC NESOI, KNIT ETC MMF 0 70% RU P	M2	215,520	1,369,960
	CHINA (TAIWAN)		215,520	1,369,960
5906913000	RUB TEXTILE FABRIC NESOI KNIT ETC NOT COT OR MMF	M2	20,640	125,408
	CHINA (TAIWAN)		20,640	125,408
5907006000	TEX FABRICS IMPREGNATED ETC OF MAN MADE FIBERS	M2	2,123	8,580
	MEXICO		560	2,953
	SPAIN		1,563	5,627
5907008090	TEX FABRICS IMPREGNATED ETC OF OTH TEXTILES NESOI	M2	236	895
	ITALY		236	895
5909001000	TEXTILE HOSEPIPING AND TUBING ETC, VEG MATERIALS	KG	375	5,388
	CHINA,PEOPLE'S REP.(MAINLAND)		375	5,388
5909002000	TEXTILE HOSEPIPING AND TUBING ETC, MATERIALS NESOI	KG	3,804	18,975
	CANADA		3,728	17,668
	NORWAY		76	1,307
5910001090	TRANSMISSION/CONVEYOR BELT OR BELTING EX POWER MMF	KG	1,044	26,604
	GERMANY		1,044	26,604
5911203000	TEXTILE BOLTING CLOTH NESOI, EXCEPT SILK	M2	9,411	189,101
	SWITZERLAND		9,411	189,101
5911320080	TEX FAB/FELT, WEIGHING >=650 G/M2, NESOI	M2	96	14,773
	GERMANY		96	14,773
5911400000	TEXTILE STRAINING CLOTH USED IN OIL PRESSES ETC	KG	449	148,197
	GERMANY		442	147,385
	SPAIN		7	812
5911900080	TEXTILE PRODUCTS ETC FOR TECHNICAL USES NESOI	KG	919	12,110
	CHINA,PEOPLE'S REP.(MAINLAND)		53	486
	FRANCE		250	8,070
	GERMANY		17	273
	SPAIN		27	2,271
	SWEDEN		31	490
	UNITED KINGDOM OF GT BRITAIN		541	520
	KNITTED OR CROCHETED FABRICS	TOTAL		202,517
6001210000	LOOPED PILE FABRICS OF COTTON,KNITTED OR CROCHETED	M2	12,000	36,862
	PAKISTAN		12,000	36,862
6001290000	LOOPED PILE FABRICS OTHER TEX MAT, KNIT OR CROCHET	KG	136	2,729

TABLE - 2 IMPORTS INTO PUERTO RICO FROM FOREIGN COUNTRIES
BY COMMODITY AND COUNTRY OF ORIGIN-FISCAL YEAR 2001

COMM CODE	DESCRIPTION AND COUNTRY	UNIT	QUANTITY	VALUE - $
	CHINA (TAIWAN)		136	2,729
6002201000	OTH FAB WIDTH<30 CM OPEN-WK FAB WRP KNT <=30 CM	KG	155	410
	MEXICO		155	410
6002302010	OTH KT GT=5% ELS YRN/RUB TH, WRP KT,OPN WK FIG FAB	KG	5,677	42,616
	CANADA		5,553	40,283
	MEXICO		124	2,333
6002302025	OTH KT GT 30 CM GT=5% ELS YRN/RUB TH,WRP KT,NESOI	KG	499	22,395
	BELGIUM		499	22,395
6002302085	OTH KNT GT 30 CM WD GT=5% ELS YRN/RUB THRD,NESOI	KG	1,175	23,476
	BELGIUM		348	9,245
	MEXICO		543	11,370
	SPAIN		284	2,861
6002309000	OTHER KNIT OR CROCHET FABRIC 5% OR > RUBBER THREAD	KG	14,100	35,298
	CANADA		13,716	21,967
	GERMANY		384	13,331
6002430010	OT WARP KNIT FAB(INCL GALLOON) MMF OPEN-WORK FABRC	KG	1,351	15,712
	COLOMBIA		1,351	15,712
6002430080	FABRICS OF MANMADE FIBERS NESOI, WARP KNIT	KG	165	4,887
	COLOMBIA		53	824
	NETHERLANDS		71	3,147
	REP. OF SOUTH AFRICA		22	365
	SPAIN		19	551
6002929020	OTHER KNIT, CROCH FAB OF COT;SINGLE KNIT CONSTRUCT	KG	44	416
	SPAIN		44	416
6002930040	OTH KNT/CRCHET FAB DBL KNT/INTRLCK POLYESTER,NESOI	KG	562	16,239
	GERMANY		562	16,239
6002930080	OTHER KNIT/CROCHET FABRIC OF MAN-MADE FIBERS,NESOI	KG	130	1,477
	SPAIN		130	1,477
	ARTICLES OF APPAREL AND CLOTHING ACCESSORIES,KNITTED OR CROCHETED	TOTAL		141,228,479
6101302010	MEN'S OVERCOATS ETC OF OTHER MANMADE FIBERS, KNIT	DOZ	4	288
	THAILAND		4	288
6102302010	WOMEN'S OVERCOAT ETC OF OTHER MANMADE FIBERS, KNIT	DOZ	53	2,435
	COLOMBIA		1	581
	MEXICO		52	1,854
6103122000	M/B SUITS OF OTHER SYNTHETIC FIBERS, KNIT	NO	692	13,345
	TUNISIA		692	13,345
6103332000	M/B SUIT-TYPE JACKETS & BLAZERS OF OT SYN FIB,KNIT	DOZ	1	822
	ITALY		1	822
6103421020	MEN'S TROUSERS AND BREECHES OF COTTON, KNIT	DOZ	1,325	69,413
	COLOMBIA		102	2,916
	DOMINICAN REPUBLIC		193	6,931
	MEXICO		30	1,054
	RUSSIA		1,000	58,512
6103421040	BOY'S TROUSERS & BREECHES, NESOI, OF COTTON, KNIT	DOZ	60	2,874
	COLOMBIA		60	2,874
6103421050	MEN'S SHORTS OF COTTON, KNIT	DOZ	1,666	79,501
	COLOMBIA		51	2,018
	MEXICO		15	805
	RUSSIA		1,600	76,678
6103421070	BOYS' SHORTS, OTH THN IMPT PRTS PLYSTS, COT, KNIT	DOZ	670	36,200
	COLOMBIA		28	1,328
	EL SALVADOR		484	28,570
	ITALY		10	701
	MEXICO		148	5,601
6103422015	BOYS' OVERALLS SIZES 2-7 OF COTTON NINSULATE KNIT	DOZ	12	720
	EL SALVADOR		12	720
6103422025	BOYS OVRLLS,KT/CRO,COT,N-INSLTD,OTH THAN SIZES 2-7	DOZ	57	3,074
	MEXICO		57	3,074
6103431520	MEN'S TROUSERS & BREECHES OF OTH SYN FIBERS, KNIT	DOZ	71	4,041
	TUNISIA		71	4,041
6103431540	BOYS' TROUSERS & BREECHES NESOI OF SYN FIB, KNIT	DOZ	4	312
	DOMINICAN REPUBLIC		4	312
6103431550	MEN'S SHORTS OF OTHER SYNTHETIC FIBERS, KNIT	DOZ	32	5,365

TABLE - 2 IMPORTS INTO PUERTO RICO FROM FOREIGN COUNTRIES
BY COMMODITY AND COUNTRY OF ORIGIN-FISCAL YEAR 2001

COMM CODE	DESCRIPTION AND COUNTRY	UNIT	QUANTITY	VALUE - $
	ITALY		32	5,365
6103431570	BOY'S SHORTS NESOI OF SYNTHETIC FIBERS, KNIT	DOZ	38	1,710
	MEXICO		38	1,710
6104120030	W/G TROUSERS ETC IMP AS PART OF SUIT OF COT, KNIT	DOZ	1,456	65,946
	MEXICO		1,456	65,946
6104320000	W/G SUIT-TYPE JACKETS AND BLAZERS OF COTTON, KNIT	DOZ	62	8,358
	DOMINICAN REPUBLIC		60	7,596
	SPAIN		2	762
6104332000	W/G SUIT-TYPE JACKETS OF SYN FIB <23% WOOL, KNIT	DOZ	9	4,154
	ITALY		1	424
	SPAIN		8	3,730
6104391000	W/G SUIT-TYPE JACKETS & BLAZERS OF ART FIBERS,KNIT	DOZ	2	301
	FRANCE		2	301
6104392040	W/G SUIT-TYPE JACKET OF SILK 70% MORE SILK, KNIT	DOZ	1	441
	SPAIN		1	441
6104410010	WOMEN'S DRESSES OF WOOL, OR FINE ANIMAL HAIR, KNIT	DOZ	164	2,490
	ECUADOR		164	2,490
6104420010	WOMEN'S DRESSES OF COTTON, KNIT	DOZ	415	37,054
	BRAZIL		229	25,082
	COLOMBIA		158	8,809
	INDIA		12	420
	INDONESIA		10	1,192
	SPAIN		2	821
	THAILAND		4	730
6104420020	GIRLS' DRESSES OF COTTON, KNIT	DOZ	216	19,114
	BRAZIL		13	1,007
	COLOMBIA		72	5,391
	ITALY		10	1,494
	MEXICO		121	11,222
6104431010	WOMEN'S DRESS OF SYN FIB CONT 23% MORE WOOL, KNIT	DOZ	32	3,540
	ECUADOR		25	540
	FRANCE		1	723
	SPAIN		6	2,277
6104432010	WOMEN'S DRESSES OF OTHER SYNTHETIC FIBERS, KNIT	DOZ	1,162	36,896
	BRAZIL		23	2,090
	COLOMBIA		176	6,489
	FRANCE		1	302
	MEXICO		962	28,015
6104432020	GIRLS' DRESSES OF OTHER SYNTHETIC FIBERS, KNIT	DOZ	1,557	48,339
	COLOMBIA		20	1,076
	MEXICO		1,537	47,263
6104442010	WOMEN'S DRESSES OF ARTIFICIAL FIB <23% WOOL, KNIT	DOZ	195	14,188
	INDONESIA		195	14,188
6104442020	GIRLS' DRESSES OF ARTIFICIAL FIBER <23% WOOL, KNIT	DOZ	45	2,036
	MEXICO		45	2,036
6104491000	W/G DRESSES OF SILK CONT 70% MORE SILK, KNIT	DOZ	2	850
	SPAIN		2	850
6104499060	W/G DRESSES OF OTHER TEXTILE MATERIAL, KNIT, NESOI	DOZ	2	843
	SPAIN		2	843
6104520010	WOMEN'S SKIRTS AND DIVIDED SKIRTS OF COTTON, KNIT	DOZ	227	21,513
	BRAZIL		178	16,696
	INDONESIA		43	3,410
	SPAIN		4	1,107
	THAILAND		2	300
6104520020	GIRLS' SKIRTS AND DIVIDED SKIRTS OF COTTON, KNIT	DOZ	77	5,570
	MEXICO		77	5,570
6104532010	WOMEN'S SKIRTS OF SYNTHETIC FIBER <23% WOOL, KNIT	DOZ	370	18,163
	BRAZIL		9	719
	COLOMBIA		323	11,869
	SPAIN		7	1,416
	THAILAND		31	4,159
6104532020	GIRLS' SKIRTS OF SYNTHETIC FIBERS <23% WOOL, KNIT	DOZ	30	1,644
	ITALY		4	708
	PANAMA		26	936
6104591030	WOMEN'S SKIRTS OF ARTIFICIAL FIBERS NESOI, KNIT	DOZ	80	4,642
	INDONESIA		80	4,642

TABLE - 2 IMPORTS INTO PUERTO RICO FROM FOREIGN COUNTRIES
BY COMMODITY AND COUNTRY OF ORIGIN-FISCAL YEAR 2001

COMM CODE	DESCRIPTION AND COUNTRY	UNIT	QUANTITY	VALUE - $
6104594000	W/G SKIRTS OF SILK CONT 70% MORE SILK, KNIT	DOZ	2	602
	SPAIN		2	602
6104598090	W/G SKIRTS OF OTHER TEXTILE MATERIALS, KNIT, NESOI	DOZ	7	1,755
	SPAIN		7	1,755
6104621030	GIRLS OVERALLS OF COTTON, NT INSULATED KNIT	DOZ	29	1,839
	EL SALVADOR		22	1,320
	MEXICO		7	519
6104622006	KNITTED WOMENS COTTON TROUS, CONT >=5% ELAST YARN	DOZ	28	3,545
	BRAZIL		28	3,545
6104622011	KNITTED WOMENS COTTON TROUSERS, OTHER	DOZ	1,219	89,130
	BRAZIL		506	46,502
	COLOMBIA		39	3,526
	DOMINICAN REPUBLIC		450	20,053
	EL SALVADOR		81	7,021
	INDONESIA		42	2,325
	ITALY		14	1,130
	MEXICO		59	2,414
	SPAIN		28	6,159
6104622021	KNIT GIRLS COT TROUS, PARTS OF PLAYSUITS, OTHER	DOZ	342	21,255
	MEXICO		342	21,255
6104622026	KNIT GIRLS COT TROUS, >=5% ELAST YARN, NESOI	DOZ	47	3,694
	BRAZIL		47	3,694
6104622028	KNITTED GIRLS COTTON TROUSERS, NESOI	DOZ	404	24,944
	BRAZIL		161	9,800
	COLOMBIA		35	1,827
	MEXICO		208	13,317
6104622030	WOMEN'S SHORTS OF COTTON, KNIT	DOZ	451	16,994
	BRAZIL		34	2,573
	COLOMBIA		193	5,682
	DOMINICAN REPUBLIC		138	6,145
	EL SALVADOR		12	540
	MEXICO		31	1,135
	PERU		43	919
6104622060	G SHORTS COT N-IMPORTED AS PART OF PLAYSUITS, KNIT	DOZ	2,234	97,459
	BRAZIL		5	352
	COLOMBIA		51	2,297
	EL SALVADOR		2,002	86,048
	ITALY		10	827
	MEXICO		166	7,935
6104632006	KNITTED WOMENS SYN TROUS, >=5% ELAST YARN	DOZ	761	47,541
	CHINA (TAIWAN)		585	41,067
	COLOMBIA		176	6,474
6104632011	KNITTED WOMENS SYN TROUSERS, OTHER	DOZ	2,903	106,254
	BRAZIL		5	593
	COLOMBIA		2,868	98,152
	FRANCE		1	259
	ITALY		3	822
	SPAIN		26	6,428
6104632028	KNIT GIRLS SYN TROUSERS, NESOI	DOZ	121	6,936
	COLOMBIA		51	3,786
	MEXICO		70	3,150
6104632030	W SHIRTS OF SYN FIBERS CONT <23% WOOL/FAH, KNIT	DOZ	312	5,215
	COLOMBIA		312	5,215
6104632060	G SHORTS OF SYN FIBERS CONT <23% WOOL/FAH, KNIT	DOZ	474	19,589
	COLOMBIA		26	499
	MEXICO		448	19,090
6104692030	W/G TROUSERS & BREECHES OF ART FIBERS NESOI, KNIT	DOZ	23	1,604
	INDONESIA		23	1,604
6104698038	W/G TROUSERS/BREECHES OF OTH TEXT MAT, KNIT, NESOI	DOZ	9	2,496
	SPAIN		9	2,496
6105100010	MEN'S SHIRTS OF COTTON, KNIT	DOZ	27,483	1,520,856
	BURMA		10,206	332,389
	CHINA,PEOPLE'S REP.(MAINLAND)		1,184	163,984
	COLOMBIA		234	19,543
	DOMINICAN REPUBLIC		2,389	143,579
	EL SALVADOR		77	3,195

TABLE - 2 IMPORTS INTO PUERTO RICO FROM FOREIGN COUNTRIES
BY COMMODITY AND COUNTRY OF ORIGIN-FISCAL YEAR 2001

COMM CODE	DESCRIPTION AND COUNTRY	UNIT	QUANTITY	VALUE - $
	GUATEMALA		85	4,299
	HONG KONG		185	42,587
	INDIA		2,859	223,843
	MEXICO		1,470	55,492
	PAKISTAN		1,818	83,104
	PANAMA		34	2,000
	PERU		818	44,831
	RUSSIA		3,547	142,577
	THAILAND		2,577	259,433
6105100030	BOYS' SHIRTS NES0I OF COTTON, KNIT	DOZ	6,713	227,203
	BURMA		1,950	47,798
	COLOMBIA		24	1,132
	DOMINICAN REPUBLIC		2,160	82,080
	EL SALVADOR		1,294	53,468
	ITALY		30	3,121
	MEXICO		1,063	31,817
	PAKISTAN		192	7,787
6105202010	MEN'S SHIRTS OF OTHER MANMADE FIBERS, KNIT	DOZ	28,245	944,993
	ARGENTINA		26	600
	BANGLADESH		6,480	247,288
	CHINA,PEOPLE'S REP.(MAINLAND)		206	42,931
	COLOMBIA		197	8,908
	DOMINICAN REPUBLIC		5,707	208,801
	HONDURAS		421	12,818
	INDIA		250	12,850
	INDONESIA		672	26,443
	ITALY		24	3,488
	MEXICO		1,894	75,312
	PAKISTAN		1,254	47,328
	PHILIPPINES		10,900	239,865
	REPUBLIC OF KOREA		214	18,361
6105202030	BOYS' SHIRTS OF MANMADE FIBERS, NESOI, KNIT	DOZ	14,641	412,826
	DOMINICAN REPUBLIC		8,394	255,948
	INDONESIA		1,275	39,326
	PAKISTAN		944	26,717
	PHILIPPINES		4,028	90,835
6106100010	WOMEN'S BLOUSES AND SHIRTS OF COTTON, KNIT	DOZ	3,987	191,256
	BRAZIL		935	81,454
	COLOMBIA		590	17,597
	ECUADOR		588	3,560
	EL SALVADOR		40	1,176
	ITALY		5	413
	MEXICO		1,722	74,799
	SPAIN		10	2,160
	THAILAND		97	10,097
6106100030	GIRLS' BLOUSES NES0I OF COTTON, KNIT	DOZ	1,979	78,016
	BRAZIL		71	2,915
	COLOMBIA		185	8,514
	EL SALVADOR		1,260	57,276
	ITALY		11	945
	NICARAGUA		225	1,874
	PANAMA		227	6,492
6106202010	WOMEN'S BLOUSES OF OTHER MANMADE FIBERS, KNIT	DOZ	5,913	169,550
	BRAZIL		117	10,417
	CHILE		3	598
	CHINA,PEOPLE'S REP.(MAINLAND)		30	3,762
	COLOMBIA		3,943	90,321
	DOMINICAN REPUBLIC		180	11,174
	FRANCE		12	272
	MEXICO		1,624	52,177
	SPAIN		4	829
6106202030	GIRLS' BLOUSES & SHIRTS NESOI OF OTHER MM FIB KNIT	DOZ	2,850	101,488
	COLOMBIA		241	8,788
	DOMINICAN REPUBLIC		2,392	86,281
	MEXICO		20	377
	PANAMA		197	6,042

TABLE - 2 IMPORTS INTO PUERTO RICO FROM FOREIGN COUNTRIES
BY COMMODITY AND COUNTRY OF ORIGIN-FISCAL YEAR 2001

COMM CODE	DESCRIPTION AND COUNTRY	UNIT	QUANTITY	VALUE - $
6106901010	WOMEN'S BLOUSES OF WOOL OR FINE ANIMAL HARI, KNIT	DOZ	494	4,151
	ECUADOR		494	4,151
6106903030	W/G BLOUSES OF OT TEXTILE MAT SUBJ MMF RES, KNIT	DOZ	95	5,216
	DOMINICAN REPUBLIC		95	5,216
6106903040	W/G BLOUSES OF TEXTILE MATERIALS NESOI, KNIT	DOZ	7	1,653
	SPAIN		7	1,653
6107110010	MEN'S UNDERPANTS AND BRIEFS, OF COTTON, KNIT	DOZ	10,501,608	97,894,827
	CHINA (TAIWAN)		19,944	110,291
	CHINA,PEOPLE'S REP.(MAINLAND)		200	6,350
	COLOMBIA		48,098	625,730
	DOMINICAN REPUBLIC		10,433,366	97,152,456
6107110020	BOYS' UNDERPANTS AND BRIEFS, OF COTTON, KNIT	DOZ	2,060,537	10,937,016
	COLOMBIA		3,853	70,905
	DOMINICAN REPUBLIC		2,056,008	10,856,308
	MEXICO		151	6,337
	NICARAGUA		525	3,466
6107120010	MEN'S UNDERPANTS AND BRIEFS OF MANMADE FIBERS, KNI	DOZ	3,615	68,950
	CHINA,PEOPLE'S REP.(MAINLAND)		75	2,813
	COLOMBIA		3,540	66,137
6107120020	BOYS' UNDERPANTS AND BRIEFS OF MANMADE FIBERS, KNI	DOZ	4,010	19,595
	COLOMBIA		2,598	13,947
	MEXICO		1,412	5,648
6107210010	MEN'S NIGHTSHIRTS AND PAJAMAS OF COTTON, KNIT	DOZ	73	2,204
	COLOMBIA		73	2,204
6107220010	MEN'S NIGHTSHIRTS AND PAJAMAS OF MANMADE FIB, KNIT	DOZ	17	499
	COLOMBIA		17	499
6108210010	WOMEN'S BRIEFS AND PANTIES OF COTTON, KNIT	DOZ	46,099	755,946
	COLOMBIA		35,275	631,418
	DOMINICAN REPUBLIC		369	7,566
	MEXICO		9,211	104,466
	PANAMA		1,000	7,574
	SPAIN		244	4,922
6108210020	GIRLS' BRIEFS AND PANTIES OF COTTON, KNIT	DOZ	12,326	90,977
	COLOMBIA		3,153	32,490
	MEXICO		9,173	58,487
6108229020	WOMEN'S BRIEFS AND PANTIES OF MANMADE FIBERS, KNIT	DOZ	524,377	9,397,290
	COLOMBIA		122,703	3,156,260
	COSTA RICA		28,503	821,354
	DOMINICAN REPUBLIC		192,099	4,129,468
	GUATEMALA		2,940	66,734
	MEXICO		170,504	1,163,916
	PANAMA		1,187	8,121
	SPAIN		238	4,914
	TRINIDAD @ TOBAGO		6,203	46,523
6108229030	GIRLS' BRIEFS AND PANTIES OF MANMADE FIBERS, KNIT	DOZ	115,074	488,869
	COLOMBIA		1,580	10,542
	EL SALVADOR		106	2,635
	MEXICO		113,388	475,692
6108310010	WOMEN'S NIGHTDRESSES AND PAJAMAS OF COTTON, KNIT	DOZ	3,244	202,106
	COLOMBIA		456	14,926
	EL SALVADOR		2,455	181,069
	PANAMA		333	6,111
6108310020	GIRLS' NIGHTDRESSES AND PAJAMAS OF COTTON, KNIT	DOZ	1,175	82,834
	CHILE		22	1,774
	EL SALVADOR		720	53,616
	MEXICO		433	27,444
6108320010	WOMEN'S NIGHTDRESSES & PAJAMAS OF MANMADE FIB,KNIT	DOZ	27,073	1,118,101
	CHINA (TAIWAN)		60	1,790
	COLOMBIA		13,739	655,071
	DOMINICAN REPUBLIC		56	1,096
	EL SALVADOR		406	28,622
	GUATEMALA		2,154	128,981
	MEXICO		9,285	254,482
	SYRIA		1,373	48,059
6108320025	GIRLS' NIGHTDRESSES & PAJAMAS OF MANMADE FIB, KNIT	DOZ	1,155	53,180
	MEXICO		1,155	53,180

TABLE - 2 IMPORTS INTO PUERTO RICO FROM FOREIGN COUNTRIES
BY COMMODITY AND COUNTRY OF ORIGIN-FISCAL YEAR 2001

COMM CODE	DESCRIPTION AND COUNTRY	UNIT	QUANTITY	VALUE - $
6108910005	WOMEN'S & GIRLS' UNDERPANTS OF COTTON, KNIT	DOZ	141	3,276
	COLOMBIA		141	3,276
6108910025	GIRLS' COTTON UNDERWEAR EXCEPT UNDERPANTS, KNIT	DOZ	238	3,420
	COLOMBIA		238	3,420
6108910030	WOMEN'S NEGLIGEES, BATHROBES ETC OF COTTON, KNIT	DOZ	64	2,369
	DOMINICAN REPUBLIC		64	2,369
6108910040	GIRLS' NEGLIGEES, BATHROBES ETC OF COTTON, KNIT	DOZ	4	351
	ITALY		4	351
6108920005	WOMEN'S & GIRLS' UNDERPANTS OF MANMADE FIBER, KNIT	DOZ	921	36,904
	CHINA (TAIWAN)		60	549
	COLOMBIA		861	36,355
6108920015	WOMEN'S UNDERWEAR EXC UNDERPANTS OF MMF, KNIT	DOZ	858	42,750
	COLOMBIA		858	42,750
6108920025	GIRLS' UNDERWEAR EXCEPT UNDERPANTS OF MMF, KNIT	DOZ	128	1,636
	MEXICO		128	1,636
6108920030	WOMEN'S NEGLIGEE, BATHROBE,ETC OF MANMADE FIB,KNIT	DOZ	21,371	957,984
	COLOMBIA		138	4,536
	DOMINICAN REPUBLIC		21,233	953,448
6109100005	M/B T-SHIRTS, ALL WHITE UNDERWEAR OF COTTON, KNIT	DOZ	33	400
	TRINIDAD @ TOBAGO		33	400
6109100009	M/B ART SMLR T-SHIRTS UNDERWEAR OF COTTON, KNIT	DOZ	6,668	63,038
	COLOMBIA		155	2,957
	DOMINICAN REPUBLIC		6,489	57,917
	MEXICO		24	2,164
6109100012	MEN'S T-SHIRTS EXC UNDERWEAR OF COTTON, KNIT	DOZ	16,923	736,866
	CHILE		42	500
	CHINA,PEOPLE'S REP.(MAINLAND)		200	5,830
	COLOMBIA		1,622	86,341
	COSTA RICA		17	400
	DOMINICAN REPUBLIC		2,587	53,974
	FRANCE		4	266
	HONDURAS		2,566	86,334
	HUNGARY		80	647
	ITALY		3	613
	MEXICO		2,109	142,932
	MOROCCO		13	626
	NORWAY		8	405
	PAKISTAN		4,733	203,954
	PANAMA		42	1,500
	PERU		2,433	141,845
	SPAIN		464	10,699
6109100014	BOYS' T-SHIRTS EXC UNDERWEAR OF COTTON, KNIT	DOZ	10,683	370,867
	COLOMBIA		183	3,464
	DOMINICAN REPUBLIC		666	20,867
	EL SALVADOR		962	33,994
	HONDURAS		4,086	106,260
	ITALY		111	9,718
	MEXICO		2,214	93,505
	PAKISTAN		2,439	102,593
	PERU		22	466
6109100018	MEN'S TANK TOPS & SINGLET EX UNDRWEAR OF COT, KNIT	DOZ	19,354	640,220
	HONDURAS		19,278	635,252
	MEXICO		76	4,968
6109100023	BOYS' TANK TOPS & SINGLET EX UNDRWEAR OF COT, KNIT	DOZ	1,209	19,212
	MEXICO		169	12,202
	NICARAGUA		1,040	7,010
6109100027	M/B ART SIM T-SHIRTS EXC UNDERWEAR OF COTTON, KNIT	DOZ	76	16,970
	CHINA,PEOPLE'S REP.(MAINLAND)		76	16,970
6109100037	W/G UNDERWEAR OF COTTON, KNIT	DOZ	7,742	282,291
	COLOMBIA		948	13,654
	DOMINICAN REPUBLIC		6,794	268,637
6109100040	WOMEN'S T-SHIRTS EXCEPT UNDERWEAR OF COTTON, KNIT	DOZ	6,038	190,123
	COLOMBIA		228	8,245
	EL SALVADOR		210	7,137
	FRANCE		8	1,581
	GERMANY		8	345

TABLE - 2 IMPORTS INTO PUERTO RICO FROM FOREIGN COUNTRIES
BY COMMODITY AND COUNTRY OF ORIGIN-FISCAL YEAR 2001

COMM CODE	DESCRIPTION AND COUNTRY	UNIT	QUANTITY	VALUE - $
	HAITI		3,160	37,508
	ITALY		9	2,132
	MEXICO		1,609	78,221
	PERU		540	29,376
	SPAIN		55	3,189
	THAILAND		211	22,389
6109100045	GIRLS' T-SHIRTS EXCEPT UNDERWEAR OF COTTON, KNIT	DOZ	6,597	321,708
	CHILE		44	2,110
	COLOMBIA		92	4,946
	EL SALVADOR		1,205	44,433
	ITALY		19	1,367
	MEXICO		5,225	268,593
	PERU		12	259
6109100060	WOMEN'S TANK TOPS EXCEPT UNDERWEAR OF COTTON, KNIT	DOZ	1,262	50,249
	HAITI		512	5,668
	INDONESIA		79	3,406
	MEXICO		473	21,725
	THAILAND		198	19,450
6109100065	GIRLS' TANK TOPS EXCEPT UNDERWEAR OF COTTON, KNIT	DOZ	415	21,268
	ITALY		9	837
	PERU		406	20,431
6109100070	W/G ART SIM T-SHIRTS & TANK TOPS OF COTTON, KNIT	DOZ	9,129	78,203
	BRAZIL		155	3,912
	COLOMBIA		206	7,458
	MEXICO		8,768	66,833
6109901007	MEN'S T-SHIRTS OF MANMADE FIBERS, KNIT	DOZ	154,214	2,401,101
	CHINA,PEOPLE'S REP.(MAINLAND)		83	17,164
	COLOMBIA		23	1,574
	DOMINICAN REPUBLIC		205	7,758
	FRANCE		18	1,129
	HONDURAS		2,173	63,588
	MEXICO		151,690	2,309,626
	PHILIPPINES		22	262
6109901009	BOYS' T-SHIRTS OF MANMADE FIBERS, KNIT	DOZ	76,539	1,139,037
	COLOMBIA		150	5,170
	HONDURAS		6,860	183,272
	MEXICO		69,529	950,595
6109901025	BOYS' TANK TOPS & SINGLETS OF MANMADE FIBERS, KNIT	DOZ	12,424	96,605
	MEXICO		12,424	96,605
6109901049	M/B ARTICLES SIMILAR TO T-SHIRTS OF MMF, KNIT	DOZ	1	286
	ITALY		1	286
6109901050	WOMEN'S T-SHIRTS OF MANMADE FIBERS, KNIT	DOZ	828	23,888
	COLOMBIA		57	2,083
	FRANCE		17	364
	MEXICO		754	21,441
6109901060	GIRLS' T-SHIRTS OF MANMADE FIBERS, KNIT	DOZ	3,225	138,600
	COLOMBIA		50	1,219
	ITALY		3	316
	MEXICO		3,172	137,065
6109901065	WOMEN'S TANK TOPS & SINGLETS OF MANMADE FIBER,KNIT	DOZ	15,444	404,243
	CHINA (TAIWAN)		60	549
	COLOMBIA		313	12,331
	DOMINICAN REPUBLIC		14,253	365,302
	FRANCE		459	10,371
	INDONESIA		306	10,543
	SPAIN		22	1,732
	THAILAND		31	3,415
6109901075	WOMEN'S OR GIRLS' THERMAL UNDERSHIRTS OF MMF, KNIT	DOZ	15	695
	COLOMBIA		15	695
6109901090	W/G ARTICLES SIMILAR TO T-SHIRTS, ETC OF MMF, KNIT	DOZ	15,931	436,769
	COLOMBIA		440	8,988
	DOMINICAN REPUBLIC		15,290	424,618
	MEXICO		185	1,665
	SPAIN		16	1,498
6109904020	W/G T-SHIRTS ETC CONT 70% MORE SILK BY WEIGHT,KNIT	DOZ	4	1,027
	FRANCE		4	1,027

TABLE - 2 IMPORTS INTO PUERTO RICO FROM FOREIGN COUNTRIES
BY COMMODITY AND COUNTRY OF ORIGIN-FISCAL YEAR 2001

COMM CODE	DESCRIPTION AND COUNTRY	UNIT	QUANTITY	VALUE - $
6110101020	W/G SWEATERS WHOLLY OF CASHMERE, KNIT	DOZ	39	2,306
	ECUADOR		39	2,306
6110101060	W/G SWEATSHIRTS ETC WHOLLY OF CASHMERE, KNIT	DOZ	1	418
	ITALY		1	418
6110102030	WOMEN'S SWEATERS OF OTHER WOOL OR FAH, KNIT	DOZ	4	1,377
	ITALY		4	1,377
6110102080	W/G SWEATSHIRTS & SIM ART OF OTH WOOL OR FAH, KNIT	DOZ	2	746
	ITALY		2	746
6110201025	M/B SWTSHT & SMLR ART OF COT CONT 36% FLX FIB,KNIT	DOZ	1,687	112,316
	CHINA,PEOPLE'S REP.(MAINLAND)		100	3,080
	DOMINICAN REPUBLIC		1,587	109,236
6110201030	W/G SWTSHT & SMLR ART OF COT CONT 36% FLX FIB,KNIT	DOZ	3,881	190,312
	DOMINICAN REPUBLIC		3,881	190,312
6110202005	B/G GARMENTS IMP AS PLAYSUIT PARTS OF OT COT, KNIT	DOZ	8	1,014
	ITALY		8	1,014
6110202010	MEN'S SWEATERS OF OTHER COTTON, KNIT	DOZ	59	6,583
	COLOMBIA		59	6,583
6110202015	BOYS' SWEATERS OF OTHER COTTON, KNIT	DOZ	76	1,578
	COLOMBIA		76	1,578
6110202020	WOMEN'S SWEATERS OF OTHER COTTON, KNIT	DOZ	15	2,440
	SPAIN		15	2,440
6110202025	GIRLS' SWEATERS OF OTHER COTTON, KNIT	DOZ	4	332
	CHILE		4	332
6110202040	M/B SWEATSHIRTS OF OTHER COTTON, KNITTED	DOZ	119	10,191
	EL SALVADOR		12	1,037
	MEXICO		107	9,154
6110202045	W/G SWEATSHIRTS OF OTHER COTTON, KNIT	DOZ	32	2,587
	EL SALVADOR		12	1,039
	ITALY		3	529
	MEXICO		17	1,019
6110202065	M/B OTHER APPAREL OF COTTON, KNIT	DOZ	26,012	1,759,284
	COLOMBIA		18	3,670
	DOMINICAN REPUBLIC		1,535	41,740
	ITALY		9	348
	MEXICO		951	54,260
	PAKISTAN		340	18,088
	PERU		23,159	1,641,178
6110202075	W/G OTHER APPAREL OF COTTON, KNIT	DOZ	2,773	132,803
	BRAZIL		462	12,976
	DOMINICAN REPUBLIC		695	31,105
	ITALY		5	1,337
	MEXICO		1,030	55,985
	PERU		581	31,400
6110301560	W/G SWTSHRT & SMLR ART OF MMF CONT 23% WOOL, KNIT	DOZ	32	1,073
	ITALY		32	1,073
6110303020	WOMEN'S SWEATERS OF OTHER MANMADE FIBERS, KNIT	DOZ	116	21,710
	COLOMBIA		1	884
	MEXICO		6	1,206
	SPAIN		109	19,620
6110303030	M/B VESTS (EXC SWEATER VEST) OF OTHER MMF, KNIT	DOZ	58	920
	ECUADOR		58	920
6110303035	W/G VESTS (EXC SWEATER VESTS) OF OTHER MMF, KNIT	DOZ	155	6,186
	COLOMBIA		154	5,376
	MEXICO		1	810
6110303040	M/B SWEATSHIRTS OF OTHER MANMADE FIBERS, KNIT	DOZ	9	700
	COLOMBIA		9	700
6110303045	W/G SWEATSHIRTS OF OTHER MANMADE FIBERS, KNIT	DOZ	2	271
	GERMANY		2	271
6110303050	M/B OTHER SWEATERS OF OTHER MANMADE FIBERS, KNIT	DOZ	85	7,038
	PERU		85	7,038
6110303055	W/G OTHER SWEATERS OF OTHER MANMADE FIBERS, KNIT	DOZ	1,747	130,381
	CHILE		2	350
	DOMINICAN REPUBLIC		1,254	55,470
	FRANCE		12	342
	SPAIN		479	74,219
6110909010	M/B SWEATERS OF OTH TEXTILE MAT SUBJ COT RES, KNIT	DOZ	3	356

TABLE - 2 IMPORTS INTO PUERTO RICO FROM FOREIGN COUNTRIES
BY COMMODITY AND COUNTRY OF ORIGIN-FISCAL YEAR 2001

COMM CODE	DESCRIPTION AND COUNTRY	UNIT	QUANTITY	VALUE - $
	ARGENTINA		3	356
6110909070	W/G PULLOV & SMLR ART OT TEX MAT SUBJ COT RES,KNIT	DOZ	16	598
	FRANCE		16	598
6111201000	BABIES' BLOUSES & SHIRTS EX SET PTS OF COTTON,KNIT	DOZ	33,052	320,149
	COLOMBIA		234	9,172
	DOMINICAN REPUBLIC		103	7,590
	EL SALVADOR		136	2,746
	ITALY		28	2,736
	MEXICO		26,918	260,432
	NICARAGUA		5,633	37,473
6111202000	BABIES' T-SHIRT & SMLR GRMNT EX SET PT OF COT,KNIT	DOZ	27,994	212,254
	COLOMBIA		77	3,383
	EL SALVADOR		20	504
	INDIA		12,000	97,440
	ITALY		22	1,602
	MEXICO		15,804	103,416
	NETHERLANDS		4	269
	THAILAND		67	5,640
6111203000	BABIES' SWEATER & SMLR GRMNT EX SET PT OF COT,KNIT	DOZ	2,964	35,626
	INDIA		2,928	32,676
	ITALY		3	310
	THAILAND		33	2,640
6111204000	BABIES' DRESSES OF COTTON, KNIT	DOZ	3,464	142,475
	BRAZIL		25	1,693
	COLOMBIA		2,487	112,371
	EL SALVADOR		947	27,505
	ITALY		5	906
6111205000	BABIES' TROUSERS, SHORTS EX SET PARTS OF COT, KNIT	DOZ	819	23,680
	BRAZIL		7	405
	COLOMBIA		29	1,376
	EL SALVADOR		285	14,498
	ITALY		6	452
	MEXICO		492	6,949
6111206010	BABIES' SUNSUITS & SIMILAR APPAREL OF COTTON, KNIT	DOZ	3,015	32,008
	COLOMBIA		76	5,221
	INDIA		2,928	26,000
	MEXICO		11	787
6111206020	BABIES' GRMNTS & CLTHNG ACCESS SETS OF COTTON,KNIT	DOZ	6,000	411,031
	BRAZIL		88	7,755
	COLOMBIA		3,744	282,615
	DOMINICAN REPUBLIC		1,321	99,117
	ITALY		17	3,193
	MEXICO		821	17,091
	SPAIN		9	1,260
6111206030	BABIES' GRMNT & CLTHNG ACCESS SET PT OF COT, KNIT	DOZ	2,564	39,178
	COLOMBIA		60	5,234
	HONG KONG		2,496	31,200
	ITALY		8	2,744
6111206040	BABIES' OT GRMNTS & CLOTHING ACCESS OF COTTON,KNIT	DOZ	6,060	85,683
	BRAZIL		32	2,293
	CHINA (TAIWAN)		200	900
	COLOMBIA		827	19,903
	INDIA		2,730	22,219
	ITALY		243	14,974
	MEXICO		988	14,455
	SPAIN		873	3,523
	THAILAND		167	7,416
6111302000	BABIES' BLOUSES, SHIRTS EX SET PTS OF SYN FIB,KNIT	DOZ	11,322	120,796
	COLOMBIA		8	288
	MEXICO		11,314	120,508
6111303000	BABIES' T-SHIRTS, ETC EX SET PARTS OF SYN FIB,KNIT	DOZ	23,250	200,436
	COLOMBIA		20	931
	MEXICO		23,230	199,505
6111305010	BABIES' SUNSUITS & SIMILAR APPAREL OF SYN FIB,KNIT	DOZ	9	709
	COLOMBIA		9	709
6111305020	BABIES' GRMNT & CLTHNG ACCESS SETS OF SYN FIB,KNIT	DOZ	2,659	65,884

TABLE - 2 IMPORTS INTO PUERTO RICO FROM FOREIGN COUNTRIES
BY COMMODITY AND COUNTRY OF ORIGIN-FISCAL YEAR 2001

COMM CODE	DESCRIPTION AND COUNTRY	UNIT	QUANTITY	VALUE - $
	COLOMBIA		575	35,399
	MEXICO		2,084	30,485
6111305030	BABIES' GRMNT & CLTHNG ACCESS SET PT SYN FIB, KNIT	DOZ	203	12,060
	COLOMBIA		203	12,060
6111305040	BABIES' OT GRMNT & CLOTHING ACCESS OF SYN FIB,KNIT	DOZ	21,519	141,536
	CHINA (TAIWAN)		10,560	39,250
	COLOMBIA		47	1,717
	COSTA RICA		689	5,513
	ITALY		1	313
	MEXICO		7,556	83,289
	SPAIN		1,106	4,294
	VENEZUELA		1,560	7,160
6111902000	BABIES' BLOUSES, SHIRTS EX SET PTS OF ART FIB,KNIT	DOZ	1,374	15,801
	MEXICO		1,374	15,801
6111903000	BABIES' T-SHIRTS, ETC EX SET PARTS OF ART FIB,KNIT	DOZ	15	1,125
	MEXICO		15	1,125
6111905020	BABIES' GRMNT & CLTHNG ACCESS SETS OF ART FIB,KNIT	DOZ	267	13,600
	MEXICO		267	13,600
6111909000	BABIES' GRMNT ETC OF TEX MATL CONT <70% SILK, KNIT	DOZ	2	752
	ITALY		2	752
6112120010	M/B JACKETS FOR TRACK SUITS OF SYN FIB, KNIT	DOZ	1	590
	ITALY		1	590
6112410010	WOMEN'S SWIMWEAR OF SYN FIBER >=5% ELAS YARN, KNIT	DOZ	1,483	160,399
	BRAZIL		51	4,369
	COLOMBIA		1,224	137,633
	SPAIN		208	18,397
6112410020	GIRLS' SWIMWEAR OF SYN FIBERS >=5% ELAS YARN, KNIT	DOZ	167	9,319
	COLOMBIA		167	9,319
6112410030	WOMEN'S SWIMWEAR OF SYN FIBER <5% ELAS YARN, KNIT	DOZ	1,716	202,280
	BRAZIL		42	2,597
	COLOMBIA		1,641	195,885
	PORTUGAL		7	718
	SPAIN		26	3,080
6112410040	GIRLS' SWIMWEAR OF SYN FIBER <5% ELAS YARN, KNIT	DOZ	571	42,189
	COLOMBIA		361	24,021
	ITALY		6	984
	MEXICO		204	17,184
6113001010	W/G COATS & JCKTS KNIT IMPREG W RBR/PLAST COV MATL	DOZ	1	327
	SPAIN		1	327
6113009042	W/G TROUSERS KNIT COT IMPREG RESIN EX RBR/PLASTIC	DOZ	10	305
	COLOMBIA		10	305
6114100070	WOMEN'S OR GIRLS' OTH GARMENTS OF WOOL OR FAH,KNIT	DOZ	21	3,698
	ITALY		21	3,698
6114200010	WOMEN'S OR GIRLS' TOPS OF COTTON, KNITTED OR CROCH	DOZ	708	32,623
	COLOMBIA		58	2,652
	ITALY		1	394
	MEXICO		639	28,485
	SPAIN		10	1,092
6114200015	JUMPERS OF COTTON, KNIT	DOZ	16	1,712
	ITALY		16	1,712
6114200020	BODYSUITS AND BODYSHIRTS OF COTTON, KNIT	DOZ	23	1,414
	COLOMBIA		23	1,414
6114200060	WOMEN'S OR GIRLS OTHER GARMENTS OF COTTON, KNIT	DOZ	8	266
	COLOMBIA		8	266
6114301010	MEN'S OR BOY'S TOPS OF MANMADE FIBERS, KNIT	DOZ	160	1,923
	MEXICO		160	1,923
6114301020	WOMEN'S OR GIRLS' TOPS OF MANMADE FIBERS, KNIT	DOZ	36	4,307
	FRANCE		2	1,227
	ITALY		4	1,640
	MEXICO		30	1,440
6114302010	BODYSUITS & BODYSHIRTS OF MMF >=5% ELAS YARN, KNIT	DOZ	187	12,024
	SPAIN		187	12,024
6114302060	BODYSUITS & BODYSHIRTS OF MANMADE FIB NESOI, KNIT	DOZ	129	2,230
	CHINA (TAIWAN)		120	1,731
	ITALY		9	499
6114303054	W/G COVERALLS AND SIMILAR APPAREL OF MMF, KNIT	DOZ	8	900

TABLE - 2 IMPORTS INTO PUERTO RICO FROM FOREIGN COUNTRIES
BY COMMODITY AND COUNTRY OF ORIGIN-FISCAL YEAR 2001

COMM CODE	DESCRIPTION AND COUNTRY	UNIT	QUANTITY	VALUE - $
	INDONESIA		8	900
6114303060	M/B OTHER GARMENTS OF MANMADE FIBERS, KNIT	DOZ	1	1,572
	MEXICO		1	1,572
6114303070	W/G OTHER GARMENTS OF MANMADE FIBERS, KNIT	DOZ	95	7,194
	COLOMBIA		67	5,780
	ITALY		28	1,414
6114901060	OTHER GARMENTS CONTAINING >=70% SILK/SLK WST; KNIT	DOZ	336	7,215
	DOMINICAN REPUBLIC		336	7,215
6114909070	OTHER GARMENTS CONT <70% SILK OR SILK WASTE, KNIT	DOZ	142	16,269
	ITALY		142	16,269
6115110010	TIGHT OF SYN FIB MEASURE <67 DECTEX/SNGL YARN,KNIT	DPR	300	1,440
	CHINA (TAIWAN)		300	1,440
6115110020	PNTY HSE OF SYN FIB MEAS <67 DECTEX/SNGL YRN, KNIT	DPR	128,675	898,053
	BRAZIL		110	1,848
	CHINA (TAIWAN)		20,450	143,492
	COLOMBIA		483	6,549
	ECUADOR		95,030	664,190
	ITALY		665	8,636
	MEXICO		6,129	39,328
	SPAIN		5,808	34,010
6115122000	PANTY HOSE & TGHT SYN FIB >=67 DCTX/SNGL YRN, KNIT	DPR	360	1,728
	CHINA (TAIWAN)		360	1,728
6115192000	PANTY HOSE & TIGHTS SURG HOSE W/COMP FOR ORT TREAT	DPR	56	1,319
	ITALY		56	1,319
6115209010	WOMEN'S HOSERY MEAS <67 DCTX/YARN OF MMF, KNIT	DPR	92,517	161,768
	CHINA (TAIWAN)		9,620	30,958
	ECUADOR		73,689	111,157
	ITALY		125	3,228
	MEXICO		2,145	5,920
	SPAIN		6,938	10,505
6115929000	SOCKS & OT HOSRY & FTWR W/OUT SOLES OF OT COT,KNIT	DPR	136,985	649,753
	COLOMBIA		156	2,890
	GUATEMALA		391	2,678
	ITALY		102	2,148
	MEXICO		73,076	397,590
	PAKISTAN		55,345	162,906
	REPUBLIC OF KOREA		7,235	72,055
	SPAIN		380	9,036
	SYRIA		300	450
6115936020	SOCKS,OT HOSRY,FTWR W/OUT SL SYNFIB CONT LACE,KNIT	DPR	3,647	43,584
	CHINA (TAIWAN)		1,920	28,800
	ITALY		17	420
	MEXICO		1,710	14,364
6115939020	SOCKS OT HOSRY, FTWR W/OUT SOLES OT SYN FIB, KNIT	DPR	97,037	460,751
	CHINA (TAIWAN)		46,240	172,000
	COLOMBIA		180	1,770
	GUATEMALA		254	1,801
	ITALY		265	1,969
	MEXICO		12,514	65,567
	REPUBLIC OF KOREA		3,470	35,518
	SPAIN		374	4,920
	VENEZUELA		33,740	177,206
6116100800	SKI/SNOWMOBILE GLOVES KNIT COV WITH PLASTIC/RUBBER	DPR	8	733
	VENEZUELA		8	733
6116107520	GLVS >=50% COT MMF TEX MT KT IMPREG W 4CHETT MMFRS	DPR	200	660
	MEXICO		200	660
6116926440	GLVS PRE-EXIST MACH COTT KNIT FAB W/OUT 4CHTT,KNIT	DPR	278	333
	COLOMBIA		278	333
6117102030	SHAWLS SCARVES MUFFLERS ETC MANMADE FIB NESOI, KT	DOZ	5	1,227
	COLOMBIA		1	806
	ITALY		4	421
6117201000	TIES BOW TIES & CRAVATS SILK > 70% WGHT SILK, KNIT	DOZ	18	1,834
	ITALY		18	1,834
6117808500	HEADBANDS/P-TAIL HOLDERS/ETC;OT TN =>70% SILK,KNIT	DOZ	2,779	9,245
	CHINA,PEOPLE'S REP.(MAINLAND)		2,779	9,245

TABLE - 2 IMPORTS INTO PUERTO RICO FROM FOREIGN COUNTRIES
BY COMMODITY AND COUNTRY OF ORIGIN-FISCAL YEAR 2001

COMM CODE	DESCRIPTION AND COUNTRY	UNIT	QUANTITY	VALUE - $
	ARTICLES OF APPAREL AND CLOTHING ACCESSORIES,NOT KNITTED OR CROCHETED	TOTAL		116,820,980
6201134030	MEN'S OVERCOAT EX RAINCOAT OT MMF EX DOWN,NOT KNIT	DOZ	52	39,592
	MEXICO		52	39,592
6201933000	M/B GARMENTS WATER RESISTANT; MMF, NOT KNIT	DOZ	92	34,690
	MACAO		92	34,690
6201933511	MEN'S ANORAKS & SMLR ART MANMADE FIBER NESOI,NT KT	DOZ	1,814	429,481
	DOMINICAN REPUBLIC		1,676	419,367
	MEXICO		138	10,114
6202122025	WOMEN'S OVERCOAT CARCOAT & SMLR COAT CORDUROY N KT	DOZ	1	289
	ITALY		1	289
6202922020	W/G PADDED SLEEVELESS JCKT W-OUT SLV ATT COT,NT KT	DOZ	1	273
	FRANCE		1	273
6203112000	M/B SUITS OF WOOL < 30% SILK, NOT KNIT/CROCHETED	NO	65	4,321
	UNITED KINGDOM OF GT BRITAIN		65	4,321
6203119000	M/B SUITS OF WOOL LT 30% SLK, NT KNT/CRCHTD NESOI	NO	2,058	121,631
	COLOMBIA		712	37,663
	ITALY		785	66,832
	TUNISIA		561	17,136
6203121000	M/B SUITS SYNTHETIC FIB >36 PERCENT WOOL, NOT KNIT	NO	1,497	51,347
	REP. OF SOUTH AFRICA		1,497	51,347
6203122010	MEN'S SUITS SYNTHETIC FIB NOT 36% WOOL, NOT KNIT	NO	2,531	63,986
	ITALY		400	8,298
	REP. OF SOUTH AFRICA		404	13,876
	TUNISIA		1,727	41,812
6203310020	M/B SUIT-TYPE JACKETS AND BLAZERS OF WOOL, NT KNIT	DOZ	8	4,639
	ITALY		1	729
	PORTUGAL		7	3,910
6203322040	MEN'S ST-TYP JAC/BLAZ <36% FLX FIB NESOI, NOT KNIT	DOZ	9	1,131
	MEXICO		9	1,131
6203331040	MEN'S SUIT-TYPE JCKT/BLAZER SYN FIB >36% WOOL,N KT	DOZ	28	14,969
	COLOMBIA		23	10,488
	ITALY		5	4,481
6203332010	MEN'S SUIT-TYPE JCKT/BLZR SYN FIB < 36% WOOL,N KT	DOZ	1	2,143
	ITALY		1	2,143
6203410510	MEN'S T/B/S WOOL, NOT KNIT, ELAS FIB, >9 KG PER DZ	DOZ	6	1,348
	PORTUGAL		6	1,348
6203411210	MEN TRSRS & BRCHS WORSTED WOOL, NT KT,DIA 18.5MICR	DOZ	209	28,569
	COLOMBIA		86	22,145
	TUNISIA		123	6,424
6203411510	MEN'S TROUSERS & BREECHES OF WOOL, NOT KNIT	DOZ	454	90,061
	DOMINICAN REPUBLIC		47	4,845
	ITALY		29	5,839
	MEXICO		345	77,661
	TUNISIA		33	1,716
6203411810	MEN'S TROUSERS & BREECHES OF WOOL, NOT KNIT,NESOI	DOZ	659	151,034
	COLOMBIA		45	11,620
	ITALY		8	10,376
	MEXICO		606	129,038
6203422010	MEN'S BIB AND BRACE OVRLLS,N-KNIT,COTTON,N-INSLTD	DOZ	5	1,735
	DOMINICAN REPUBLIC		5	1,735
6203422050	B BIB & BRCE OVRLS N-IMP PRTS OF PLYST COT NOT KNT	DOZ	11	1,904
	ITALY		11	1,904
6203424010	MEN'S TROUSER & BREECHES COTTON BLUE DENIM, NT KT	DOZ	18,308	1,549,848
	CHINA (TAIWAN)		1,339	83,863
	COLOMBIA		116	11,009
	DOMINICAN REPUBLIC		3,644	335,074
	ISRAEL		1,194	68,128
	MEXICO		521	47,846
	PAKISTAN		2,580	200,395
	PERU		5,290	457,005
	REP. OF SOUTH AFRICA		2,612	277,252
	RUSSIA		1,012	69,276
6203424015	MEN'S TROUSERS & BREECHES OTHER COTTON, NOT KNIT	DOZ	135,361	11,820,145
	BRAZIL		6	432

TABLE - 2 IMPORTS INTO PUERTO RICO FROM FOREIGN COUNTRIES
BY COMMODITY AND COUNTRY OF ORIGIN-FISCAL YEAR 2001

COMM CODE	DESCRIPTION AND COUNTRY	UNIT	QUANTITY	VALUE - $
	CHINA (TAIWAN)		5,984	353,345
	CHINA,PEOPLE'S REP.(MAINLAND)		629	137,893
	COLOMBIA		369	32,811
	COSTA RICA		3,484	216,828
	DOMINICAN REPUBLIC		110,465	9,923,772
	ECUADOR		25	375
	ITALY		4	978
	MEXICO		2,543	231,409
	NICARAGUA		1,268	86,480
	PAKISTAN		272	25,061
	PANAMA		1,580	94,770
	PERU		4,207	436,716
	REP. OF SOUTH AFRICA		35	3,787
	RUSSIA		4,010	219,425
	SRI LANKA		480	56,063
6203424025	BOYS' TROUSER ETC COT CORDRY NT PLAYSUIT PTS,NT KT	DOZ	2,535	179,031
	DOMINICAN REPUBLIC		2,535	179,031
6203424035	BOYS' TROUSER ETC COT BLUE DNIM N PLAYSUIT PT,N KT	DOZ	6,915	528,219
	CHINA (TAIWAN)		430	21,930
	DOMINICAN REPUBLIC		3,113	252,169
	ISRAEL		321	16,697
	MEXICO		638	25,742
	PAKISTAN		124	9,226
	PERU		665	49,465
	REP. OF SOUTH AFRICA		1,624	152,990
6203424040	BOYS' TROUSER ETC OTHER COTTON PLAYSUIT PT, NT KT	DOZ	105	5,402
	DOMINICAN REPUBLIC		105	5,402
6203424045	BOYS' TROUSER ETC OT COTTON NT PLAYSUIT PT, NT KT	DOZ	46,063	2,426,908
	CHINA (TAIWAN)		70	3,570
	COLOMBIA		40	2,467
	COSTA RICA		40,953	2,102,335
	DOMINICAN REPUBLIC		2,156	114,930
	ISRAEL		313	13,046
	ITALY		26	3,601
	MEXICO		564	39,160
	PAKISTAN		256	21,504
	PERU		775	72,437
	REP. OF SOUTH AFRICA		48	4,522
	SINGAPORE		862	49,336
6203424050	MEN'S SHORTS OF COTTON, NOT KNIT	DOZ	17,189	1,352,382
	CHINA (TAIWAN)		140	8,220
	CHINA,PEOPLE'S REP.(MAINLAND)		78	10,343
	COLOMBIA		60	3,449
	DOMINICAN REPUBLIC		12,446	990,679
	MEXICO		2,694	168,073
	PAKISTAN		270	22,080
	PANAMA		216	11,664
	PERU		1,285	137,874
6203424055	BOYS' SHORTS COTTON PLAYSUIT PARTS, NOT KNIT	DOZ	4	264
	MEXICO		4	264
6203424060	BOYS' SHORTS COTTON NOT PLAYSUIT PARTS, NOT KNIT	DOZ	3,985	182,085
	COLOMBIA		198	9,806
	DOMINICAN REPUBLIC		668	40,132
	EL SALVADOR		767	32,556
	ITALY		6	833
	MEXICO		2,189	84,705
	PERU		157	14,053
6203432010	MEN'S OVERALLS OF SYNTHETIC FIBERS, NOT KNIT	DOZ	36	4,032
	MEXICO		36	4,032
6203432050	B SZ 2-7 OVRLS SYN FIB N-INSLTD N-IMP PRT PLYST NK	DOZ	2	348
	ITALY		2	348
6203434010	MEN'S TROUSERS & BREECHES OF OTH SYN FIBERS,NT KT	DOZ	27,534	2,277,708
	ARGENTINA		2	538
	CHINA,PEOPLE'S REP.(MAINLAND)		130	34,921
	COLOMBIA		155	17,443
	DOMINICAN REPUBLIC		16,107	1,573,310

TABLE - 2 IMPORTS INTO PUERTO RICO FROM FOREIGN COUNTRIES
BY COMMODITY AND COUNTRY OF ORIGIN-FISCAL YEAR 2001

COMM CODE	DESCRIPTION AND COUNTRY	UNIT	QUANTITY	VALUE - $
	INDONESIA		2,754	219,841
	MEXICO		5,039	211,506
	PANAMA		2,072	111,888
	PERU		603	55,081
	REPUBLIC OF KOREA		628	50,868
	TUNISIA		44	2,312
6203434020	BOYS' TROUSER ETC OTHER SYNTHETIC FIB, NOT KNIT	DOZ	1,033	63,163
	COLOMBIA		25	866
	DOMINICAN REPUBLIC		699	40,759
	PERU		309	21,538
6203434030	MEN'S SHORTS OF OTHER SYNTHETIC FIBERS, NOT KNIT	DOZ	6,609	445,376
	CHINA,PEOPLE'S REP.(MAINLAND)		78	8,518
	COLOMBIA		315	27,471
	DOMINICAN REPUBLIC		2,054	165,867
	INDONESIA		300	9,000
	ITALY		20	1,014
	MEXICO		1,253	66,138
	PERU		2,589	167,368
6203434040	BOYS' SHORTS NOT IMPORT PLAYSUIT PT SYN FIB, NT KT	DOZ	1,667	56,843
	COLOMBIA		6	306
	DOMINICAN REPUBLIC		535	3,692
	MEXICO		635	20,882
	PERU		491	31,963
6203492015	MEN'S TROUSERS & BREECHES ARTIFICIAL FIBERS, NT KT	DOZ	1,816	99,464
	DOMINICAN REPUBLIC		17	1,530
	MEXICO		64	4,244
	PANAMA		1,735	93,690
6203492030	BOYS' TROUSERS ETC N IMP PLAYSUIT PT ART FIB, N KT	DOZ	185	8,325
	PANAMA		185	8,325
6203498045	M/B TROUSERS ETC OTHER TEXTILE MATERIALS, NOT KNIT	DOZ	24	9,472
	COLOMBIA		5	768
	ITALY		19	8,704
6204120030	W/G TROUSERS ETC IMP AS PART OF SUIT OF COT,NT KT	DOZ	56	9,043
	MEXICO		56	9,043
6204292020	W/G ENS OF TROUSERS OF ARTIFICIAL FIBERS, NT KNIT	DOZ	17	678
	THAILAND		17	678
6204292040	W/G ENS BLOUSE & SHIRT ART FIB < 2 COLOR WARP,N KT	DOZ	17	416
	THAILAND		17	416
6204312010	WOMEN'S SUIT-TYPE JACKETS WOOL NOT >30% SILK,NT KT	DOZ	21	15,537
	MEXICO		21	15,537
6204322010	WOMEN'S SUIT-TYPE JACKETS COTTON CORDUROY, NT KNIT	DOZ	1	400
	FRANCE		1	400
6204322030	W SUIT-TYPE JACKETS OF COT <36% BY WGT FLAX NOT KN	DOZ	73	27,893
	HONG KONG		25	4,470
	ITALY		27	10,419
	MEXICO		21	13,004
6204322040	G SUIT-TYPE JAC COT CONT <36% BY WGT FLAX NOT KNIT	DOZ	5	794
	ITALY		2	380
	MEXICO		3	414
6204335010	W ST-TYP JAC SYN FIB <36% BY WGT W/FAH, NT KT/CRCH	DOZ	459	81,004
	CHILE		13	6,366
	COLOMBIA		12	3,820
	ITALY		3	1,806
	MEXICO		431	69,012
6204393010	WOMEN'S SUIT-TYPE JACKET ART FIB N <36% WOOL,NT KT	DOZ	162	74,264
	ARGENTINA		70	6,553
	CHILE		4	2,884
	ITALY		1	320
	MEXICO		87	64,507
6204396000	W/G SUIT-TYPE JACKET OF SILK 70% MORE SILK, NT KT	DOZ	1	581
	ITALY		1	581
6204398060	W/G SUIT-TYPE JACKET TEXTILE MATERIALS NESOI, N KT	DOZ	9	5,093
	CHILE		2	901
	MEXICO		7	4,192
6204412010	WOMEN'S DRESSES WOOL NOT > 30 PERCENT SILK, NT KT	DOZ	2	866
	MEXICO		2	866

TABLE - 2 IMPORTS INTO PUERTO RICO FROM FOREIGN COUNTRIES
BY COMMODITY AND COUNTRY OF ORIGIN-FISCAL YEAR 2001

COMM CODE	DESCRIPTION AND COUNTRY	UNIT	QUANTITY	VALUE - $
6204422000	W/G DRESSES COTTON > 36 PERCENT FLAX FIBERS, NT KT	DOZ	10	1,544
	ITALY		10	1,544
6204423020	G DRESSES OF COT CORD CONT <36% BY WGT FLX, NOT KN	DOZ	7	336
	COLOMBIA		7	336
6204423030	W DRESS COT > 2 COLORS WARP/FLLNG <36% FLX F, N KT	DOZ	7	853
	MEXICO		7	853
6204423050	WOM DRESS OF COT CONT <36% WGT FLAX FIB, NT K/CROC	DOZ	877	40,362
	ARGENTINA		2	289
	COLOMBIA		8	769
	DOMINICAN REPUBLIC		294	9,993
	ECUADOR		202	2,516
	INDIA		145	9,187
	INDONESIA		24	1,268
	ITALY		5	2,931
	MEXICO		197	13,409
6204423060	G DRES NESOI OF COTTON CONT <36% FLX FIB, NOT KNIT	DOZ	7,423	638,852
	CHILE		68	6,319
	COLOMBIA		1,906	227,315
	DOMINICAN REPUBLIC		20	848
	ECUADOR		50	300
	EL SALVADOR		126	5,810
	ITALY		37	4,190
	MEXICO		345	30,487
	PANAMA		4,871	363,583
6204434010	WOMEN'S DRESSES SYN FIB > 2 COLOR WARP/FILLNG,N KT	DOZ	21	799
	COLOMBIA		21	799
6204434020	G DRESS SYN FIB > 2 CLR WARP/FILLNG, <36%W/FAH,N K	DOZ	229	11,133
	COLOMBIA		30	6,798
	EL SALVADOR		199	4,335
6204434030	WOMEN'S DRESSES SYN FIB <36% BY WGT OF W/FAH N KNT	DOZ	878	86,710
	ARGENTINA		3	805
	CHILE		14	6,271
	DOMINICAN REPUBLIC		63	3,338
	ECUADOR		125	1,500
	FRANCE		61	2,317
	INDIA		265	11,931
	INDONESIA		235	14,655
	ITALY		30	26,673
	MEXICO		35	14,963
	PANAMA		47	4,257
6204434040	GIRLS' DRESSES SYN FIB <36% BY WGT W/FAH NOT KNIT	DOZ	6,812	393,773
	COLOMBIA		775	93,192
	DOMINICAN REPUBLIC		793	9,701
	EL SALVADOR		2,198	78,559
	MEXICO		1,420	83,871
	NICARAGUA		272	17,338
	PANAMA		1,354	111,112
6204444010	W DRESSES OF OT ART FIB <36% BY WGT OF W/FAH NT KT	DOZ	3,467	259,953
	ARGENTINA		8	1,203
	CHILE		2	1,094
	COLOMBIA		5	610
	FRANCE		21	1,234
	INDIA		504	33,805
	INDONESIA		2,736	162,850
	ITALY		12	3,748
	MEXICO		95	49,762
	THAILAND		84	5,647
6204444020	G DRESSES NESOI ART FIB <36% BY WGT W/FAH NOT KNIT	DOZ	162	4,743
	COLOMBIA		26	2,700
	DOMINICAN REPUBLIC		130	1,593
	PANAMA		6	450
6204491000	WG DRESSES OF SILK CONT >=70% SLK/SLK WST, NT KNIT	DOZ	228	42,316
	COLOMBIA		218	38,463
	FRANCE		1	669
	INDONESIA		5	544
	ITALY		4	2,640

TABLE - 2 IMPORTS INTO PUERTO RICO FROM FOREIGN COUNTRIES
BY COMMODITY AND COUNTRY OF ORIGIN-FISCAL YEAR 2001

COMM CODE	DESCRIPTION AND COUNTRY	UNIT	QUANTITY	VALUE - $
6204495010	W/G DRESSES OF OT TEXTILE MAT SUBJ COT RES, NT KT	DOZ	48	3,185
	MEXICO		48	3,185
6204495050	WG DRESSES OF SLK, <70% BY WGT SLK/SLK WST NT KNIT	DOZ	8	1,777
	COLOMBIA		7	1,044
	ITALY		1	733
6204495060	W/G DRESSES OF TEXTILE MATERIALS NESOI, NOT KNIT	DOZ	26	7,949
	CHILE		3	1,150
	COLOMBIA		16	3,471
	MEXICO		7	3,328
6204510010	WOMEN'S SKIRTS AND DIVIDED SKIRTS OF WOOL, NT KNIT	DOZ	9	3,286
	MEXICO		9	3,286
6204522030	WOMEN'S SKIRT & DIVIDED SKIRT COT BLUE DENIM, N KT	DOZ	281	14,239
	DOMINICAN REPUBLIC		281	14,239
6204522040	GIRLS' SKIRT & DIVIDED SKIRT COT BLUE DENIM, N KT	DOZ	1,701	115,508
	DOMINICAN REPUBLIC		477	36,743
	MEXICO		1,224	78,765
6204522070	WOMEN'S SKIRT & DIVIDED SKIRT COTTON; NESOI, NT KT	DOZ	1,070	69,613
	COLOMBIA		66	1,192
	DOMINICAN REPUBLIC		754	54,203
	FRANCE		2	268
	INDIA		98	3,711
	INDONESIA		56	2,033
	ITALY		6	828
	MEXICO		88	7,378
6204522080	GIRLS' SKIRTS & DIVD SKIRTS OT COTTON; NESOI, N KN	DOZ	803	56,662
	COLOMBIA		59	3,911
	ITALY		3	305
	MEXICO		629	48,141
	PANAMA		112	4,305
6204533010	W SKIRTS OF SYN FIB <36% BY WGT OF W/FAH NOT KNIT	DOZ	1,210	89,403
	CHILE		11	2,868
	COLOMBIA		127	4,796
	DOMINICAN REPUBLIC		224	30,947
	FINLAND		1	584
	FRANCE		29	882
	INDONESIA		10	282
	ITALY		14	3,398
	MEXICO		230	22,074
	PANAMA		564	23,572
6204533020	G SKIRTS OF SYN FIB; <36% BY WGT W/FAH, NOT KNIT	DOZ	298	10,530
	COLOMBIA		149	2,928
	PANAMA		54	2,268
	PERU		95	5,334
6204593010	WOMEN SKIRTS ART FIB <36% BY WGT OF W/FAH NOT KNIT	DOZ	1,509	74,825
	ARGENTINA		19	1,946
	CHILE		2	456
	FRANCE		13	747
	INDIA		796	22,414
	INDONESIA		580	23,838
	ITALY		1	441
	MEXICO		63	23,525
	THAILAND		35	1,458
6204593020	GIRLS' SKIRTS ART FIB <36% BY WGT W/FAH NOT KNIT	DOZ	12	557
	COLOMBIA		3	252
	PANAMA		9	305
6204594040	W/G SKIRTS OF SILK CONT 70% MORE SILK, NOT KNIT	DOZ	2	1,089
	ITALY		2	1,089
6204594060	W/G SKIRTS OF TEXTILE MATERIALS NESOI, NOT KNIT	DOZ	3	1,063
	CHILE		2	514
	MEXICO		1	549
6204619010	WOMEN'S TROUSERS AND BREECHES OF WOOL, NOT KNIT	DOZ	16	8,756
	ITALY		1	299
	MEXICO		15	8,457
6204622010	WOMEN'S BIB AND BRACE OVERALLS OF COTTON, NOT KNIT	DOZ	202	26,200
	DOMINICAN REPUBLIC		90	11,007
	ITALY		12	3,438

TABLE - 2 IMPORTS INTO PUERTO RICO FROM FOREIGN COUNTRIES
BY COMMODITY AND COUNTRY OF ORIGIN-FISCAL YEAR 2001

COMM CODE	DESCRIPTION AND COUNTRY	UNIT	QUANTITY	VALUE - $
	MEXICO		20	859
	PERU		80	10,896
6204622050	GIRLS' B&B OVRALS COT N-INSLTD N-IMP PLYST NT KNIT	DOZ	368	25,187
	ITALY		21	1,446
	MEXICO		347	23,741
6204624010	WOMEN'S TROUSERS & BREECHES COT BLUE DENIM, NT KT	DOZ	3,806	312,380
	ARGENTINA		6	987
	BRAZIL		1,087	100,744
	COLOMBIA		406	38,948
	DOMINICAN REPUBLIC		1,992	134,774
	HONG KONG		120	16,920
	MEXICO		5	473
	PERU		189	19,242
	VENEZUELA		1	292
6204624020	WOMEN'S TROUSERS & BREECHES OTHER COTTON, NOT KNIT	DOZ	13,120	1,261,102
	BRAZIL		542	26,884
	CHINA,PEOPLE'S REP.(MAINLAND)		30	4,140
	COLOMBIA		80	10,082
	DOMINICAN REPUBLIC		10,809	1,040,883
	FRANCE		109	5,469
	HONG KONG		40	6,797
	INDONESIA		41	2,785
	ITALY		8	2,315
	MEXICO		26	9,959
	MOROCCO		6	540
	PERU		1,425	150,324
	VENEZUELA		4	924
6204624030	GIRLS' TROUSERS COT CORD NT IMP PLAYSUIT PTS, N KT	DOZ	397	30,340
	DOMINICAN REPUBLIC		293	21,945
	MEXICO		104	8,395
6204624040	GIRLS' TROUSER COT BLUE DNM NT IMP PLYSUIT PT,N KT	DOZ	1,364	115,248
	DOMINICAN REPUBLIC		187	9,538
	MEXICO		1,137	101,774
	PERU		40	3,936
6204624045	GIRLS' TROUSERS OTHER COTTON IMP PLAYSUIT PT, N KT	DOZ	94	6,992
	CHILE		35	1,520
	DOMINICAN REPUBLIC		59	5,472
6204624050	GIRLS' TROUSER OT COTTON NOT IMP PLAYSUIT PT, N KT	DOZ	12,552	1,074,854
	BRAZIL		417	25,045
	CHINA (TAIWAN)		8,067	808,257
	COLOMBIA		395	24,396
	DOMINICAN REPUBLIC		1,872	127,742
	EL SALVADOR		100	3,965
	ITALY		18	2,914
	MEXICO		568	39,667
	PANAMA		1,115	42,868
6204624055	WOMEN'S SHORTS OF COTTON, NOT KNIT	DOZ	4,870	444,160
	COLOMBIA		144	9,839
	DOMINICAN REPUBLIC		4,064	393,107
	EL SALVADOR		56	4,299
	INDONESIA		8	325
	MEXICO		471	26,056
	PERU		127	10,534
6204624065	GIRLS' SHORTS COTTON IMP PLAYSUIT PARTS, NOT KNIT	DOZ	1,354	99,557
	CHILE		22	1,235
	COLOMBIA		186	10,748
	DOMINICAN REPUBLIC		157	6,786
	ITALY		22	3,065
	MEXICO		967	77,723
6204632510	WOMEN'S TROUSERS ETC SYNTHETIC FIB >=36% WOOL,N KT	DOZ	1	334
	CHILE		1	334
6204633510	W TROUSERS ETC SYN FIB <36% WGT W/FAH, N KNT/CROCH	DOZ	2,230	170,222
	BRAZIL		26	2,052
	CHILE		14	3,193
	COLOMBIA		287	23,742
	DOMINICAN REPUBLIC		105	5,565

TABLE - 2 IMPORTS INTO PUERTO RICO FROM FOREIGN COUNTRIES
BY COMMODITY AND COUNTRY OF ORIGIN-FISCAL YEAR 2001

COMM CODE	DESCRIPTION AND COUNTRY	UNIT	QUANTITY	VALUE - $
	FRANCE		171	7,925
	INDIA		12	840
	INDONESIA		40	1,778
	ITALY		21	6,684
	MEXICO		440	54,875
	PANAMA		960	46,244
	PERU		154	17,324
6204633530	G TROUS ETC SYN FIB <36% W/FAH N IMP PLYST PT, N K	DOZ	542	31,584
	COLOMBIA		24	1,763
	MEXICO		35	2,898
	PANAMA		292	11,145
	PERU		191	15,778
6204633532	W SHORTS OF SYN FIB <36% W/FAH, NOT KNIT/CROCHETED	DOZ	697	41,470
	COLOMBIA		113	8,924
	MEXICO		454	23,186
	PERU		130	9,360
6204633540	G SHORTS SYN FIB <36% W/FAH NT IMP PLYST PT, N KT	DOZ	668	44,773
	DOMINICAN REPUBLIC		57	393
	ITALY		2	301
	MEXICO		609	44,079
6204691010	WOMEN'S OVERALLS ARTIFICIAL FIBERS, NOT KNIT	DOZ	1	273
	ITALY		1	273
6204691050	G OVRL ART FB N-INSLTD CLD WTHR N-IMP PRT PLYST NK	DOZ	2	295
	ITALY		2	295
6204692510	WOMEN'S TROUSERS ART FIB CONT < 36% WOOL, N KT/CRC	DOZ	1,003	81,556
	CHILE		9	3,350
	FRANCE		59	2,235
	INDIA		152	6,540
	INDONESIA		585	26,054
	MEXICO		93	38,389
	THAILAND		105	4,988
6204692530	GRLS' TRSR ART FIB <36% W/FAH N IMP PLYST PT,N KT	DOZ	163	7,209
	INDONESIA		163	7,209
6204692540	WOMEN'S SHORTS ART FIBER CONT < 36% WOOL, NT KT/CR	DOZ	508	16,256
	INDIA		504	15,030
	MEXICO		4	1,226
6204694010	W/G TROUSER ETC SILK > 70 PERCENT SILK, NOT KNIT	DOZ	7	865
	COLOMBIA		6	528
	ITALY		1	337
6204699044	W/G TROUSERS,BREECHES OF OTH TEXT MAT NESOI,NT KNT	DOZ	10	4,787
	CHILE		4	1,273
	MEXICO		6	3,514
6204699046	W/G SHORTS OF OTH TEXT MAT NESOI,NT KNT	DOZ	2	732
	MEXICO		2	732
6205202015	MEN'S DRESS SHIRTS OF COTTON W >2 COLORS WARP,N KT	DOZ	6,957	437,698
	INDONESIA		4,915	280,613
	ITALY		42	10,727
	MEXICO		368	28,093
	REPUBLIC OF KOREA		1,632	118,265
6205202025	MEN'S DRESS SHIRTS OF COTTON; NESOI, NOT KNIT	DOZ	7,624	344,871
	CHINA,PEOPLE'S REP.(MAINLAND)		821	126,247
	COLOMBIA		128	14,520
	GUATEMALA		818	17,171
	INDONESIA		175	10,042
	ITALY		6	1,465
	MEXICO		4,405	28,380
	PANAMA		1,118	124,567
	REPUBLIC OF KOREA		153	22,479
6205202050	MEN'S SHIRTS COT WTH >2 CLR WARP, NT NAPPD NT KNIT	DOZ	17,106	1,229,001
	CHINA,PEOPLE'S REP.(MAINLAND)		187	41,082
	COLOMBIA		1,244	98,784
	HONG KONG		250	37,015
	INDIA		160	13,440
	INDONESIA		4,682	284,622
	ITALY		152	30,336
	JORDAN		367	15,758

TABLE - 2 IMPORTS INTO PUERTO RICO FROM FOREIGN COUNTRIES
BY COMMODITY AND COUNTRY OF ORIGIN-FISCAL YEAR 2001

COMM CODE	DESCRIPTION AND COUNTRY	UNIT	QUANTITY	VALUE - $
	MEXICO		543	33,992
	PANAMA		415	69,824
	REPUBLIC OF KOREA		9,106	604,148
6205202060	BOYS' SHRT COT W>2 CLR WRP N/NP N/IMP PLYST PT,N K	DOZ	87	3,904
	MEXICO		87	3,904
6205202065	MEN'S COTTON SHIRTS NESOI, NOT KNIT	DOZ	35,480	3,478,253
	CANADA		4	690
	CHINA,PEOPLE'S REP.(MAINLAND)		1,604	197,447
	COLOMBIA		415	49,767
	DOMINICAN REPUBLIC		16,103	1,457,533
	GUATEMALA		667	12,874
	INDONESIA		508	30,275
	IRELAND		8	395
	ITALY		324	85,691
	JORDAN		271	9,398
	MAURITIUS		1,805	134,560
	MEXICO		479	20,444
	PAKISTAN		1,166	68,269
	PANAMA		1,593	180,871
	REPUBLIC OF KOREA		4,084	385,075
	SPAIN		138	39,620
	SRI LANKA		6,311	805,344
6205202075	BOYS' SHIRTS COTTON NESOI NT IMP PLYSUIT PTS, N KT	DOZ	2,782	140,349
	COLOMBIA		68	4,732
	DOMINICAN REPUBLIC		1,032	60,945
	JORDAN		18	486
	MEXICO		1,517	64,925
	PANAMA		147	9,261
6205302020	BOYS' DRESS SHIRTS MMF WITH > 2 COLOR WARP, NT KT	DOZ	17	909
	DOMINICAN REPUBLIC		17	909
6205302030	MEN'S DRESS SHIRTS MMF NESOI, <36% W/FAH, NOT KNIT	DOZ	507	82,675
	CHINA,PEOPLE'S REP.(MAINLAND)		36	4,379
	MEXICO		471	78,296
6205302050	MEN'S SHIRT EX DRSS MMF WITH > 2 COLOR WARP, NT KT	DOZ	15,390	656,179
	COLOMBIA		15	2,082
	HONG KONG		104	17,542
	JORDAN		1,929	69,732
	MEXICO		108	8,865
	PERU		716	40,696
	REPUBLIC OF KOREA		12,518	517,262
6205302070	MEN'S SHIRTS EX DRESS MMF NESOI; <36% W/FAH, NT KT	DOZ	25,221	1,586,986
	ARGENTINA		2	429
	CHINA,PEOPLE'S REP.(MAINLAND)		205	45,619
	COLOMBIA		108	7,116
	DOMINICAN REPUBLIC		8,214	761,769
	GUATEMALA		64	580
	ITALY		30	9,055
	JORDAN		1,894	65,422
	MEXICO		6,354	196,202
	PAKISTAN		3,112	208,506
	PANAMA		218	20,949
	REPUBLIC OF KOREA		5,008	267,741
	SPAIN		12	3,598
6205302080	BOYS' SHIRT EX DRSS MMF NESOI NT IMP PLYST PT,N KT	DOZ	316	16,368
	COLOMBIA		40	1,929
	DOMINICAN REPUBLIC		70	3,629
	JORDAN		78	2,106
	PAKISTAN		90	6,264
	PERU		38	2,440
6205904040	M/B SHIRTS OF OTHER TEXTILE MATRLS NESOI, NOT KNIT	DOZ	5,714	547,907
	COLOMBIA		8	1,261
	INDONESIA		9	342
	ITALY		89	41,440
	PANAMA		602	116,036
	REPUBLIC OF KOREA		4,972	378,558
	SPAIN		34	10,270

TABLE - 2 IMPORTS INTO PUERTO RICO FROM FOREIGN COUNTRIES
BY COMMODITY AND COUNTRY OF ORIGIN-FISCAL YEAR 2001

COMM CODE	DESCRIPTION AND COUNTRY	UNIT	QUANTITY	VALUE - $
6206100040	W/G BLOUSES OF SILK CONT 70% MORE SILK, NOT KNIT	DOZ	13	5,685
	ITALY		7	2,649
	MEXICO		6	3,036
6206100050	W/G BLOUSES OF SLK CONT <70% SLK/SLK WST, NOT KNIT	DOZ	2	948
	MEXICO		2	948
6206203010	W WOOL BLOUSES <30% WGT OF W/FAH NESOI N KNIT/CROC	DOZ	8	4,987
	ECUADOR		5	4,072
	MEXICO		3	915
6206303010	WOMEN'S BLOUSES COTTON WITH >=2 COLOR WARP, NT KN	DOZ	104	4,919
	COLOMBIA		80	3,504
	MEXICO		24	1,415
6206303040	WMNS BLS,SHRT,COT,N-KTD,W<2 CLRS IN WRP A/O FILL	DOZ	1,136	60,106
	BRAZIL		61	1,052
	COLOMBIA		11	868
	DOMINICAN REPUBLIC		95	4,979
	EL SALVADOR		56	4,297
	INDIA		43	1,560
	INDONESIA		10	624
	ITALY		4	933
	MEXICO		856	45,793
6206303060	GRL BLS,SHRT,COT,N-KTD,W<2CLRS IN WARP A/O FIL,OTH	DOZ	1,485	69,947
	COLOMBIA		395	23,218
	DOMINICAN REPUBLIC		178	12,509
	ITALY		8	1,010
	MEXICO		88	8,183
	PANAMA		816	25,027
6206403010	W BLSS MMF CONT <36% WGT FL FB W> 2 CLR WRP, N KNT	DOZ	62	5,651
	CHILE		10	2,802
	COLOMBIA		25	2,211
	MEXICO		27	638
6206403025	G BLOUSE MMF WTH >=2 CLR WRP NT IMP PLYST PT,N KT	DOZ	9	570
	COLOMBIA		9	570
6206403030	WOMEN'S BLOUSES OF MMF < 36% FLAX FIB NT KNIT	DOZ	5,064	282,293
	ARGENTINA		45	3,590
	BRAZIL		32	2,669
	CHILE		2	429
	COLOMBIA		8	1,116
	DOMINICAN REPUBLIC		325	16,814
	FINLAND		1	584
	FRANCE		26	1,951
	INDIA		1,619	56,701
	INDONESIA		127	6,275
	ITALY		16	3,590
	MEXICO		1,210	113,439
	MOROCCO		45	5,276
	PANAMA		1,606	69,424
	TRINIDAD @ TOBAGO		2	435
6206403050	G BLOUSES OF MMF CONT <36% BY WGT FLX FIB NOT KNIT	DOZ	4,057	112,477
	COLOMBIA		66	2,263
	DOMINICAN REPUBLIC		2,207	60,245
	INDONESIA		33	1,836
	ITALY		2	424
	MEXICO		1,349	35,851
	PANAMA		400	11,858
6206900030	W/G BLOUSES OF OT TEXTILE MAT SUBJ MMF RES, N KT	DOZ	1,053	61,504
	DOMINICAN REPUBLIC		1,053	61,504
6206900040	W/G BLOUSES OF OTHR TEXTILE MATRLS NESOI, NOT KNIT	DOZ	59	7,005
	CHILE		2	552
	DOMINICAN REPUBLIC		33	683
	ITALY		14	1,946
	MEXICO		10	3,824
6207110000	M/B UNDERPANTS AND BRIEFS OF COTTON, NOT KNIT	DOZ	22	1,003
	COLOMBIA		22	1,003
6207210030	MENS' NIGHTSHIRTS COT NT CONT > 2 CLR WRP, NT KNIT	DOZ	2	285
	CANADA		2	285
6207922020	M/B BTHROBE DRESSNG GOWN ETC MMF <36% WL/FAH, N KT	DOZ	198	6,621

TABLE - 2 IMPORTS INTO PUERTO RICO FROM FOREIGN COUNTRIES
BY COMMODITY AND COUNTRY OF ORIGIN-FISCAL YEAR 2001

COMM CODE	DESCRIPTION AND COUNTRY	UNIT	QUANTITY	VALUE - $
	DOMINICAN REPUBLIC		174	4,893
	MEXICO		24	1,728
6207924010	M/B SLEEPWEAR OF MAN-MADE FIBER, NOT KNIT	DOZ	174	4,192
	DOMINICAN REPUBLIC		174	4,192
6208110000	W/G SLIPS AND PETTICOATS MAN-MADE FIBERS, NOT KNIT	DOZ	179	13,545
	GUATEMALA		179	13,545
6208210020	WOMEN'S NIGHTDRESS ETC COT NT > 2 COLOR WRP, N KT	DOZ	758	10,709
	COLOMBIA		15	511
	PANAMA		719	9,678
	SPAIN		24	520
6208210030	GIRLS' NIGHTDRESS ETC COT NT > 2 COLOR WARP, N KT	DOZ	8	701
	VENEZUELA		8	701
6208220000	W/G NIGHTDRESSES & PAJAMAS MAN-MADE FIBERS, NOT KT	DOZ	1,420	72,270
	COLOMBIA		116	9,767
	DOMINICAN REPUBLIC		369	10,114
	GUATEMALA		927	51,225
	SPAIN		8	1,164
6208911010	WOMEN'S NEGLIGEES, BATHROBES ETC OF COTTON, NT KT	DOZ	5,662	252,458
	DOMINICAN REPUBLIC		5,371	245,121
	ECUADOR		243	3,171
	MEXICO		24	1,501
	PERU		15	1,396
	SPAIN		2	256
	UNITED KINGDOM OF GT BRITAIN		7	1,013
6208920010	WOMEN'S NEGLIGEE, BATHROBE,ETC OF MANMADE FIB,N KT	DOZ	5,499	127,383
	COLOMBIA		3	359
	DOMINICAN REPUBLIC		546	25,084
	FRANCE		4	674
	INDONESIA		72	2,358
	THAILAND		4,874	98,908
6208920030	WOMEN'S BRFS PNTS SNGLT OTHER UNDSHRTS MMF N KT	DOZ	746	39,430
	BRAZIL		277	26,999
	COLOMBIA		27	486
	DOMINICAN REPUBLIC		128	641
	MEXICO		314	11,304
6208920040	GIRLS' BRFS PNTS SNGLTS OTH UNDSHRTS OF MMF N KT	DOZ	269	2,578
	EL SALVADOR		269	2,578
6208992010	W/G NEGLIGEES, BATHROBES ETC OF WOOL, N KT OR CROC	DOZ	84	1,111
	ECUADOR		84	1,111
6208992020	W/G BRFS PNTS SNGLTS OTH UNDSHRTS OF WOOL, NOT KNT	DOZ	25	330
	ECUADOR		25	330
6209201000	BABIES' DRESSES OF COTTON, NOT KNIT	DOZ	2,115	131,123
	CHILE		15	1,280
	COLOMBIA		490	32,639
	COSTA RICA		113	7,702
	EL SALVADOR		10	444
	ITALY		11	2,025
	MEXICO		157	8,492
	PANAMA		1,134	56,932
	SPAIN		176	20,457
	VENEZUELA		9	1,152
6209202000	BABIES' BLOUSES & SHIRTS EX SET PTS OF COTTON,N KT	DOZ	6,997	53,696
	DOMINICAN REPUBLIC		3,181	14,170
	ITALY		3	438
	MEXICO		753	22,012
	NICARAGUA		3,060	17,076
6209203000	BABIES' TROUSERS, SHORTS EX SET PARTS OF COT, N KT	DOZ	1,041	38,736
	COLOMBIA		271	13,569
	ITALY		13	2,668
	MEXICO		753	22,012
	NETHERLANDS		4	487
6209205030	BABIES' SUNSUITS & SIMILAR APPAREL OF COTTON, N KT	DOZ	160	14,229
	COLOMBIA		11	938
	SPAIN		149	13,291
6209205035	BABIES' GRMNTS & CLTHNG ACCESS SETS OF COTTON,	DOZ	1,610	46,182
	CHILE		51	4,850

TABLE - 2 IMPORTS INTO PUERTO RICO FROM FOREIGN COUNTRIES
BY COMMODITY AND COUNTRY OF ORIGIN-FISCAL YEAR 2001

COMM CODE	DESCRIPTION AND COUNTRY	UNIT	QUANTITY	VALUE - $
	COLOMBIA		311	25,310
	COSTA RICA		1,019	12,148
	DOMINICAN REPUBLIC		152	851
	ITALY		5	893
	NICARAGUA		50	1,051
	PANAMA		11	512
	SPAIN		11	567
6209205045	BABIES' GRMNT & CLTHNG ACCESS SET PT OF COT, N KT	DOZ	303	14,770
	COLOMBIA		303	14,770
6209205050	BABIES' OT GRMNTS & CLOTHING ACCESS OF COTTON,N KT	DOZ	695	27,236
	CHILE		78	6,540
	COLOMBIA		322	16,161
	ITALY		21	2,930
	NICARAGUA		200	600
	SPAIN		74	1,005
6209301000	BABIES' BLOUSES, SHIRTS EX SET PTS OF SYN FIB,N KT	DOZ	398	2,355
	COLOMBIA		7	400
	COSTA RICA		100	660
	DOMINICAN REPUBLIC		291	1,295
6209302000	BABIES' TROUSERS, SHORTS EX SET PT OF SYN FIB,N KT	DOZ	21	1,282
	COLOMBIA		18	920
	VENEZUELA		3	362
6209303010	BABIES' SUNSUITS & SIMILAR APPAREL OF SYN FIB,N KT	DOZ	90	7,152
	COLOMBIA		90	7,152
6209303020	BABIES' GRMNT & CLTHNG ACCESS SETS OF SYN FIB,N KT	DOZ	3,288	137,886
	COLOMBIA		1,525	74,156
	DOMINICAN REPUBLIC		110	616
	EL SALVADOR		134	2,015
	MEXICO		1,000	40,372
	NICARAGUA		513	20,384
	VENEZUELA		6	343
6209303030	BABIES' GRMNT & CLTHNG ACCESS SET PT SYN FIB, N KT	DOZ	1,208	55,186
	COLOMBIA		842	33,535
	MEXICO		366	21,651
6209303040	BABIES' OT GRMNT & CLOTHING ACCESS OF SYN FIB,N KT	DOZ	5,591	266,474
	COLOMBIA		1,508	89,323
	DOMINICAN REPUBLIC		47	293
	EL SALVADOR		592	17,337
	ITALY		1	403
	MEXICO		884	43,908
	NICARAGUA		2,222	97,304
	PANAMA		332	17,362
	VENEZUELA		5	544
6209901000	BABIES' BLOUSES, SHIRTS EX SET PTS OF ART FIB,N KT	DOZ	24	2,880
	COLOMBIA		24	2,880
6209903015	BABIES' BLANKET SLEEPERS OF ART FIB, NT KT/CROCHET	DOZ	50	1,640
	ECUADOR		27	416
	MEXICO		23	1,224
6209903020	BABIES' GRMNT & CLTHNG ACCESS SETS OF ART FIB,N KT	DOZ	111	622
	DOMINICAN REPUBLIC		111	622
6209903040	BABIES' GARMENTS & CLOTHING ACCESS OF ART FIB,N KT	DOZ	33	2,850
	SPAIN		33	2,850
6209905000	BABIES' GRMNT ETC OF TEX MAT CONT 70% SILK, NT KT	DOZ	85	10,738
	COLOMBIA		85	10,738
6209909000	BABIES' GRMNT & CLTHNG ACCESS <70% SLK/SLK WS N KT	DOZ	401	45,266
	COLOMBIA		391	43,534
	ITALY		10	1,732
6210105000	NONWOVEN DISPOSABLE APPAREL FOR CLINIC FELT, NT KT	DOZ	46,896	190,597
	CHINA,PEOPLE'S REP.(MAINLAND)		46,896	190,597
6210305000	W/G OVERCOATS OF FLT OR NWOVNS OF MMF, NT KNT/CRCH	DOZ	104	3,985
	MEXICO		104	3,985
6210505055	W/G GARMENTS NESOI RUBBERIZED MAN-MADE FIBER, NT K	DOZ	17	400
	INDONESIA		17	400
6211111010	MEN'S SWIMWEAR OF MAN-MADE FIBERS, NOT KNIT	DOZ	248	15,168
	MEXICO		8	768
	PERU		240	14,400

TABLE - 2 IMPORTS INTO PUERTO RICO FROM FOREIGN COUNTRIES
BY COMMODITY AND COUNTRY OF ORIGIN-FISCAL YEAR 2001

COMM CODE	DESCRIPTION AND COUNTRY	UNIT	QUANTITY	VALUE - $
6211111020	BOYS' SWIMWEAR OF MAN-MADE FIBERS, NOT KNIT	DOZ	8	472
	MEXICO		8	472
6211121010	WOMEN'S SWIMWEAR OF MAN-MADE FIBERS, NOT KNIT	DOZ	336	45,772
	COLOMBIA		336	45,772
6211121020	GIRLS' SWIMWEAR OF MAN-MADE FIBERS, NOT KNIT	DOZ	376	28,365
	COLOMBIA		44	3,171
	MEXICO		332	25,194
6211320010	MEN'S COVERALLS & SIMILAR APPAREL,COTTON,NOT-KNIT	DOZ	28	3,683
	MEXICO		28	3,683
6211320081	MEN'S OR BOYS' GARMENTS NESOI OF COTTON, NOT KNIT	DOZ	233	1,689
	DOMINICAN REPUBLIC		233	1,689
6211330010	MEN'S CVRALS & SMI APPAREL M-M FIB NT INSLTD NT KT	DOZ	36	3,912
	MEXICO		36	3,912
6211330030	M/B TRACK SUIT TROUSERS MAN-MADE FIBERS, NOT KNIT	DOZ	19	961
	ITALY		19	961
6211330035	M/B TRACK SUITS EXCEPT TROUSERS MANMADE FIB, NT KT	DOZ	19	1,784
	ITALY		19	1,784
6211330061	M/B GARMENTS NESOI OF MAN-MADE FIBERS, NOT KNIT	DOZ	230	12,025
	COLOMBIA		22	5,685
	ITALY		6	615
	MEXICO		200	4,796
	SWEDEN		1	332
	UNITED KINGDOM OF GT BRITAIN		1	597
6211420010	WMN'S COVERALLS AND SIMILAR APPAREL,COTTON,N-KNIT	DOZ	893	112,303
	DOMINICAN REPUBLIC		893	112,303
6211420020	GIRLS' CVRALS & SIM APPAREL COT NT INSULATED NT KT	DOZ	1	449
	FRANCE		1	449
6211420056	W/G COT BLSES, SHRTS & SHRT-BLSES EX HD 6206 NT KT	DOZ	65	3,238
	INDONESIA		43	1,014
	ITALY		2	493
	MOROCCO		11	1,050
	THAILAND		9	681
6211420060	WOMEN'S OR GIRLS' JUMPERS OF COTTON, NOT KNIT	DOZ	315	18,299
	EL SALVADOR		12	640
	MEXICO		303	17,659
6211420070	WOMEN'S OR GIRLS' VESTS OF COTTON, NOT KNIT	DOZ	12	1,080
	DOMINICAN REPUBLIC		12	1,080
6211420081	W/G GARMENTS NESOI OF COTTON, NOT KNIT	DOZ	299	16,819
	COLOMBIA		74	5,166
	INDIA		60	914
	ITALY		165	10,739
6211430010	WMENS CVRALS & SIM APPAREL M-M FIB,NT INSLTD NT KT	DOZ	43	1,617
	INDONESIA		43	1,617
6211430050	W/G TRACK SUITS EX TROUSERS MAN-MADE FIBERS, NT KT	DOZ	21	500
	MEXICO		21	500
6211430060	W & G TOPS OT CAM BUSTIERS BANDOS ETC OF MMF NOT K	DOZ	2,782	55,534
	CHILE		8	2,570
	INDIA		594	15,041
	INDONESIA		2,110	35,774
	THAILAND		70	2,149
6211430066	W/G MMF JUMPERS N KT CONT <36% WGT WL OR FAH	DOZ	1,044	22,035
	COLOMBIA		1,044	22,035
6211430076	W/G MMF VESTS N KT CONT <36% WGT WOOL OR FAH	DOZ	1	334
	MEXICO		1	334
6211430078	W/G JACKETS,NESOI OF MAN-MADE FIBERS, NOT KNIT	DOZ	48	1,234
	MEXICO		48	1,234
6211430091	W/G GARMENTS NESOI OF MAN-MADE FIBERS, NOT KNIT	DOZ	4,260	161,123
	COLOMBIA		240	15,453
	DOMINICAN REPUBLIC		272	23,278
	INDONESIA		1,646	19,878
	ITALY		1,924	98,547
	MEXICO		178	3,967
6211491050	W/G N KT GRMNTS NESOI 70% SILK OR MORE,BLOUSES,ETC	DOZ	12	287
	THAILAND		12	287
6211499090	W/G GARMENT NESOI OT TEX MAT <70% SLK/SLK WST, N K	DOZ	600	7,080
	CHINA,PEOPLE'S REP.(MAINLAND)		600	7,080

TABLE - 2 IMPORTS INTO PUERTO RICO FROM FOREIGN COUNTRIES
BY COMMODITY AND COUNTRY OF ORIGIN-FISCAL YEAR 2001

COMM CODE	DESCRIPTION AND COUNTRY	UNIT	QUANTITY	VALUE - $
6212105010	BRASSIERES CONT LACE, NET OR EMBROIDERY OF COTTON	DOZ	6,283	182,669
	ARGENTINA		83	7,738
	COLOMBIA		3,638	134,437
	MEXICO		2,562	40,494
6212105020	BRASSIERES CONT LACE NET/EMBROIDERY MANMADE FIBERS	DOZ	133,322	4,342,747
	COLOMBIA		60,706	3,044,484
	COSTA RICA		4,111	229,549
	DOMINICAN REPUBLIC		607	48,729
	GUATEMALA		1,440	67,602
	HONG KONG		40,840	628,363
	MACAO		4,340	77,268
	MEXICO		21,278	246,752
6212105030	BRAS CONT LACE NET ETC TEX MTRL <70% SILK, NT KT	DOZ	19	1,589
	COLOMBIA		19	1,589
6212109010	BRAS NOT CONTAINING LACE NET OR EMBROIDERY COTTON	DOZ	29,676	1,102,950
	COLOMBIA		1,085	41,486
	DOMINICAN REPUBLIC		27,800	1,052,040
	MEXICO		791	9,424
6212109020	BRAS NOT CONTAINING LACE NET OR EMBROIDERY MMF	DOZ	1,434,997	60,946,289
	COLOMBIA		8,666	362,551
	COSTA RICA		45	2,083
	DOMINICAN REPUBLIC		1,425,190	60,560,805
	GUATEMALA		347	12,337
	PANAMA		749	8,513
6212200010	GIRDLES AND PANTY-GIRDLES OF COTTON	DOZ	223	5,805
	COLOMBIA		223	5,805
6212200020	GIRDLES AND PANTY-GIRDLES OF MAN-MADE FIBERS	DOZ	166,500	6,668,621
	COLOMBIA		3,767	146,143
	COSTA RICA		6,050	228,881
	DOMINICAN REPUBLIC		156,177	6,273,627
	MEXICO		506	19,970
6212300020	CORSETS OF MAN-MADE FIBERS	DOZ	3	327
	COLOMBIA		3	327
6212900030	BRACES GRTERS SMLR ART & PTS MMF OR MMF & RBR/PLAS	DOZ	2,320,456	4,127,859
	COLOMBIA		140	3,124
	DOMINICAN REPUBLIC		2,320,316	4,124,735
6212900090	BRACES SMLR ARTICLES & PTS OF TEXTILE MAT NESOI	DOZ	50	1,182
	VENEZUELA		50	1,182
6213201000	HANDKERCHIEF HMMD, NT CONT LACE/EMBRDRY COT NT KT	DOZ	16,634	32,970
	CHINA,PEOPLE'S REP.(MAINLAND)		4,250	8,500
	PAKISTAN		4,800	6,329
	SPAIN		7,584	18,141
6213202000	HANDKERCHIEFS EXCEPT HEMMED,OF COTTON, NOT KNITTED	DOZ	12,049	23,292
	CHINA,PEOPLE'S REP.(MAINLAND)		1,800	4,837
	SPAIN		10,249	18,455
6213901000	HANDKERCHIEFS OF MAN-MADE FIBERS, NOT KNIT/CROCHTD	DOZ	41	739
	COLOMBIA		41	739
6214101000	SHAWLS SCARVES & THE LIKE CON >=70% SLK/SLK WST NK	DOZ	2	512
	FRANCE		2	512
6214102000	SHAWLS SCARVES & THE LIKE CON O 70% SLK/SLK WST NK	DOZ	4	1,964
	ITALY		4	1,964
6214300000	SHAWLS SCARVES AND THE LIKE OF SYNTHETIC FIB, N KT	DOZ	653	20,578
	COLOMBIA		119	858
	INDONESIA		9	309
	ITALY		520	18,761
	SPAIN		5	650
6214400000	SHAWLS SCARVES AND THE LIKE ARTIFICIAL FIBER, N KT	DOZ	53	4,437
	INDONESIA		27	533
	ITALY		26	3,904
6214900010	SHAWLS SCARVES & THE LIKE OF COTTON NESOI, NT KNIT	DOZ	1,380	24,971
	CHINA,PEOPLE'S REP.(MAINLAND)		1,251	12,700
	ITALY		79	5,903
	SPAIN		4	372
	TURKEY		46	5,996
6215100025	TIES & CRAVATS SLK CONT>=50% WGT OTH TEX MAT NT KN	DOZ	103	12,805
	REPUBLIC OF KOREA		56	5,219

TABLE - 2 IMPORTS INTO PUERTO RICO FROM FOREIGN COUNTRIES
BY COMMODITY AND COUNTRY OF ORIGIN-FISCAL YEAR 2001

COMM CODE	DESCRIPTION AND COUNTRY	UNIT	QUANTITY	VALUE - $
	SPAIN		47	7,586
6215100040	TIES & CRAVATS SLK W OUT SHLL CONT >=70% SLK NT KT	DOZ	252	20,366
	ITALY		236	18,712
	SPAIN		16	1,654
6215100090	TIES BOW TIES AND CRAVATS SILK NESOI, NOT KNIT	DOZ	131	25,122
	ITALY		131	25,122
6215200000	TIES BOW TIES AND CRAVATS MANMADE FIBERS, NT KNIT	DOZ	5	389
	JAPAN		5	389
6215900010	TIES BOW TIES AND CRAVATS OF WOOL, NOT KNIT	DOZ	3	413
	ITALY		3	413
6217109530	ACCESSORIES OF MANMADE FIBERS, NOT KNIT OR CROCHTD	DOZ	1,254	20,249
	CHINA (TAIWAN)		1,250	18,750
	COLOMBIA		4	1,499
6217109550	ACCESSORIES OTH TEX FIB NESOI, NOT KNIT OR CROCHTD	DOZ	1	2,360
	MEXICO		1	2,360
	OTHER MADE-UP TEXTILES ARTICLES; NEEDLE CRAFT SETS;WORN CLOTHING AND WORN TEXTILE ARTICLES;RAGS	TOTAL		7,862,039
6301300010	BLANKET N/ELEC & TRAVEL RUGS OF COTTON, WOVEN	NO	43,146	97,750
	COSTA RICA		352	3,520
	MEXICO		22,430	26,616
	SPAIN		20,364	67,614
6301300020	BLANKET N/ELEC & TRAVEL RUGS OF COTTON, NESOI	NO	11,663	63,766
	COLOMBIA		7,993	47,045
	DOMINICAN REPUBLIC		160	916
	ITALY		6	913
	PAKISTAN		3,504	14,892
6301400010	BLANKET N/ELEC & TRAVEL RUGS OF SYN FIBERS, WOVEN	NO	1,200	8,400
	MEXICO		1,200	8,400
6301400020	BLANKETS N/ELEC & TRAVEL RUGS OF SYN FIBERS, NESOI	NO	1,402	4,969
	COLOMBIA		234	1,104
	ITALY		4	576
	NICARAGUA		1,164	3,289
6301900030	BLANKET AND TRAVEL RUG OF FB NESOI <85% SILK OR SW	NO	398	5,442
	COLOMBIA		398	5,442
6302100008	BED LINEN, KNITTED OR CROCHETED OF COTTON; SHEETS	NO	6	1,116
	ITALY		6	1,116
6302215010	PILLOWCASES OF PRNT COT N/NAP WITH TRIMMING, ETC	NO	404	1,040
	SPAIN		4	590
	TURKEY		400	450
6302215020	SHEETS OF PRINTED COTTON, NOT NAPPED, CONT TRIM	NO	2	596
	SPAIN		2	596
6302215050	BED LINEN NESOI, PRINTED COTT, NOT NAP W/ TRIM ETC	NO	9	500
	SPAIN		9	500
6302219010	PILLOWCASES PRINTED COTTON NOT TRIMMED, ETC, N/NAP	NO	872	2,193
	ARGENTINA		872	2,193
6302219020	SHEETS OF PRINT COTTON NOT TRIMMED, ETC NOT NAPPED	NO	13,850	86,354
	ARGENTINA		5,542	33,398
	MEXICO		8,308	52,956
6302221020	PILLOWCASES OF PRINT MANMADE FIBER, W/TRIM, N/NAP	NO	16	836
	SPAIN		16	836
6302221040	SHEETS OF PRINT MANMADE FIBERS WITH TRIM, NOT NAP	NO	3,996	28,131
	MEXICO		3,988	26,878
	SPAIN		8	1,253
6302222010	PILLOWCASES OF PRINT MANMADE FIBER NOT TRIMMED	NO	203,083	158,299
	MEXICO		29,836	34,326
	PAKISTAN		173,247	123,973
6302222020	SHEETS OF PRINT MANMADE FIBER NOT TRIMMED	NO	243,668	737,768
	MEXICO		46,068	221,247
	PAKISTAN		197,600	516,521
6302290020	BED LINEN OF OTHER PRINT TEXTILE MATERIALS, NESOI	NO	178,589	130,920
	CHINA,PEOPLE'S REP.(MAINLAND)		178,589	130,920
6302313020	SHEETS, COTTON, NAPPED, NOT PRINT/KNIT, WITH TRIM	NO	54	722
	ITALY		54	722

TABLE - 2 IMPORTS INTO PUERTO RICO FROM FOREIGN COUNTRIES
BY COMMODITY AND COUNTRY OF ORIGIN-FISCAL YEAR 2001

COMM CODE	DESCRIPTION AND COUNTRY	UNIT	QUANTITY	VALUE - $
6302319010	PILLOWCASES,COTTON, NOT PRINTED/KNIT/NAPPED/TRIM	NO	18	825
	ITALY		18	825
6302319020	SHEETS, COTTON, NOT PRINTED/KNITTED/NAPPED/TRIM	NO	16,037	100,891
	ITALY		25	1,042
	MEXICO		16,012	99,849
6302319040	PILLOWCOVERS,COTT, NOT PRINTED/KNIT/NAPPED/TRIMMED	NO	58	2,073
	ITALY		58	2,073
6302319050	BED LINEN NESOI,COTTON, NOT PRINT/KNIT/NAPPED/TRIM	NO	45	2,767
	ITALY		45	2,767
6302322020	PILLOWCASES OF MANMADE FIBERS, NO TRIM, NOT NAPPED	NO	104,578	70,412
	MEXICO		56,338	43,449
	PAKISTAN		48,240	26,963
6302322040	SHEETS OF MANMADE FIBERS NO TRIM, NOT NAPPED	NO	67,470	150,562
	MEXICO		12,702	29,822
	PAKISTAN		54,768	120,740
6302322060	BED LINEN NESOI OF MANMADE FIBER	NO	5,875	17,290
	MEXICO		5,868	17,022
	NETHERLANDS		7	268
6302402010	TABLE LINEN KNITTED OR CROCHETED OF COTTON	NO	1,700	6,866
	CHINA,PEOPLE'S REP.(MAINLAND)		1,600	6,032
	PORTUGAL		100	834
6302402020	TABLE LINEN KNIT/CROCHET, TEXTILE MATERIAL, NESOI	NO	18,971	26,702
	COLOMBIA		18,971	26,702
6302512000	TABLECLOTHS AND NAPKINS, PLAIN WOVEN, COTTON	NO	54	2,963
	ITALY		54	2,963
6302513000	TABLCLOTH & NAPKINS, COTTON, NESOI	NO	52,829	73,964
	CHINA,PEOPLE'S REP.(MAINLAND)		4,800	1,920
	DOMINICAN REPUBLIC		2,288	4,266
	FRANCE		4	435
	GERMANY		306	3,626
	INDIA		40,320	12,414
	ITALY		146	288
	MEXICO		4,721	49,147
	SPAIN		150	1,061
	UNITED KINGDOM OF GT BRITAIN		94	807
6302514000	TABLE LINEN OF COTTON, NESOI	NO	57,301	66,263
	INDIA		56,505	61,060
	MEXICO		340	876
	TURKEY		456	4,327
6302530010	TABLECLOTHS AND NAPKINS, DAMASK, MANMADE FIBERS	NO	22,176	25,220
	PAKISTAN		22,176	25,220
6302530020	TABLECLOTH & NAPKIN, MANMADE FIBERS EXCEPT DAMASK	NO	81,257	170,235
	COLOMBIA		41,558	56,027
	ITALY		61	305
	MEXICO		336	2,352
	PAKISTAN		32,850	40,366
	SPAIN		500	6,287
	THAILAND		3,000	52,500
	TURKEY		2,952	12,398
6302530030	TABLE LINEN EX TABLECLOTH/NAPKIN OF MANMADE FIBER	NO	2,490	13,148
	COLOMBIA		1,152	424
	INDIA		288	1,512
	SPAIN		1,050	11,212
6302590020	TABLE LINEN OF OTHER TEXTILE MATERIALS, NESOI	NO	4,772	26,401
	INDIA		4,772	26,401
6302600010	DISH TOWELS OF TERRY TOWELING FABRIC, COTTON	NO	646,554	129,499
	CHINA (TAIWAN)		10,000	9,000
	COLOMBIA		102	713
	INDIA		25,560	5,112
	MEXICO		363,320	40,366
	PAKISTAN		247,572	74,308
6302600020	TOWELS EXCEPT DISH OF TERRY TOWELING FABRIC	NO	320,346	429,192
	CHINA (TAIWAN)		15,000	11,250
	EL SALVADOR		38,054	93,152
	INDIA		70,680	101,958
	ITALY		160	340

TABLE - 2 IMPORTS INTO PUERTO RICO FROM FOREIGN COUNTRIES
BY COMMODITY AND COUNTRY OF ORIGIN-FISCAL YEAR 2001

COMM CODE	DESCRIPTION AND COUNTRY	UNIT	QUANTITY	VALUE - $
	MEXICO		3,500	10,500
	PAKISTAN		149,832	178,024
	SPAIN		160	1,397
	THAILAND		12,960	15,551
	UNITED ARAB EMIRATES		30,000	17,020
6302600030	TOILET & KIT LINEN EXCEPT TOWELS, TERRY FAB COTTET	NO	289,920	66,158
	CHINA,PEOPLE'S REP.(MAINLAND)		12,000	21,140
	INDIA		51,120	5,112
	PAKISTAN		226,800	39,906
6302910015	TOWELS OT THAN DISH TWLS COT PILED/TUFTED CONSTRCT	NO	38,968	27,809
	COLOMBIA		30,125	21,649
	INDIA		288	827
	MEXICO		7,858	4,402
	PERU		697	931
6302910050	COT TOWELS N-DISH TOWELS: N-JAQ FIG OR PLD/TFT CON	NO	16,138	10,206
	COLOMBIA		1,188	1,334
	GERMANY		550	2,724
	INDIA		12,960	3,628
	MEXICO		1,440	2,520
6302910060	TOWELS OT THAN TOLIET & KITCHN LINEN OF COT, NESOI	NO	48	410
	ITALY		48	410
6302932000	BED, TABLE, TOILET, & KITCHEN LINEN NESOI, MMF	NO	1,500	2,490
	CHINA (TAIWAN)		1,500	2,490
6302992000	BED, TABEL, TOILET, KIT LINEN TEXTILE MATL NESOI	NO	3,280	2,078
	CHINA,PEOPLE'S REP.(MAINLAND)		3,280	2,078
6303120000	CURTAIN (DRAPE) & INTER BLND/BD VAL KT/CRO SYN FIB	NO	377,135	790,292
	CHINA (TAIWAN)		6,480	11,146
	COLOMBIA		177,792	334,881
	MEXICO		7,728	29,890
	SPAIN		600	6,052
	TURKEY		184,535	408,323
6303190020	CURTAIN & INTER BLINDS/BED VAL, KT TEX MAT, NESOI	NO	230,138	225,619
	CHINA,PEOPLE'S REP.(MAINLAND)		230,138	225,619
6303910000	CURTAIN & INTERIOR BLINDS/BED VALANCES, NESOI, COT	NO	363	6,289
	COLOMBIA		6	305
	SPAIN		357	5,984
6303910010	WINDOW CURTAIN & WINDOW VALANCE, OF COTTON	NO	59	403
	INDONESIA		59	403
6303910020	CURTAIN & INTERIOR BLINDS/BED VALANCES, NESOI, COT	NO	1,901	10,982
	INDIA		1,889	8,026
	JAPAN		6	1,400
	NETHERLANDS		6	1,556
6303921000	CURT & INTER BLINDS/BED VALCS, SUBHEAD 5407 ETC.	NO	36,036	101,718
	COLOMBIA		36	1,600
	TURKEY		36,000	100,118
6303922000	CURTAIN & INTER BLINDS/BED VALANCES, NESOI SYN FIB	NO	212,733	431,355
	CHINA,PEOPLE'S REP.(MAINLAND)		49,656	204,932
	PAKISTAN		133,872	122,462
	TURKEY		29,205	103,961
6303922010	WINDOW CURTAIN & WINDOW VALANCES, SYN FIB	NO	137,820	194,380
	COLOMBIA		1,705	2,177
	PAKISTAN		81,275	122,756
	TURKEY		54,840	69,447
6303922020	CURTAIN & INTER BLINDS/BED VALANCES, NESOI SYN FIB	NO	15,681	44,004
	ITALY		3	1,500
	MEXICO		15,678	42,504
6303990030	CURTAIN,INT BLNDS; NESOI, MAT NESOI, 85%< SLK WSTE	NO	1	1,038
	FRANCE		1	1,038
6304111000	OTHER FURNISH ART EXC 9404 BEDSPRED KT/CROCHET COT	NO	3,767	17,705
	INDIA		3,734	14,820
	ITALY		33	2,885
6304112000	OTHER FURNISH ART EXC 9404 BEDSPRED KT/CROCHET MMF	NO	15,089	66,128
	PAKISTAN		15,089	66,128
6304191000	OTHER FURNISH ART NT 9404 BEDSPRD NESOI COT NESOI	NO	6,729	51,917
	ITALY		3	645
	MEXICO		6,726	51,272

TABLE - 2 IMPORTS INTO PUERTO RICO FROM FOREIGN COUNTRIES
BY COMMODITY AND COUNTRY OF ORIGIN-FISCAL YEAR 2001

COMM CODE	DESCRIPTION AND COUNTRY	UNIT	QUANTITY	VALUE - $
6304192000	OTHER FURNISH ART NT 9404 BEDSPRD NESOI MMF NESOI	NO	50,178	378,821
	MEXICO		30,326	262,520
	PAKISTAN		6,685	50,242
	SPAIN		13,167	66,059
6304910020	OTHER FURNISHING ART NT 9404 NESOI KT/CROCHET COT	NO	59,940	68,916
	CHINA,PEOPLE'S REP.(MAINLAND)		59,400	62,192
	ITALY		540	6,724
6304910040	OTHER FURNISHING ART NT 9404 NESOI KT/CROCHET MMF	NO	201	983
	REP. OF SOUTH AFRICA		201	983
6304910070	OTHER FURNISHING ART NESOI KT/CROCHET NESOI, NESOI	DOZ	14,400	167,672
	CHINA,PEOPLE'S REP.(MAINLAND)		14,400	167,672
6304920000	OTHER FURNISH ART NT 9404 NESOI NT KT/CROCHET COT	NO	180,457	128,226
	CHINA,PEOPLE'S REP.(MAINLAND)		103,200	107,748
	COLOMBIA		267	801
	INDIA		76,890	18,795
	TURKEY		100	882
6304930000	OTHER FURN ART NT 9404 NESOI NT KT/CROCHET SYN FIB	NO	20,590	31,930
	FRANCE		65	844
	ITALY		1,750	10,100
	MEXICO		367	391
	PAKISTAN		17,908	19,334
	REP. OF SOUTH AFRICA		500	1,261
6304993500	OTHER FURN ART NESOI NT KT NESOI MAT NESOI VEG FIB	KG	9,400	53,338
	CHINA,PEOPLE'S REP.(MAINLAND)		9,400	53,338
6304996010	OTHER NT KT NESOI TEX MAT NESOI NESOI WOOL HAIR	KG	44	460
	ECUADOR		44	460
6304996030	OTHER NT KT NESOI TEX MAT NESOI, NESOI	KG	5	600
	JAPAN		5	600
6304996040	OTH FURN ART N/KT NESOI MAT NESOI NESOI <85%WT SLK	KG	770	4,662
	CHINA,PEOPLE'S REP.(MAINLAND)		770	4,662
6305100000	SCK & BAG FOR PKING GOODS JUTE/BAST FIBERS HD 5303	KG	22,534	16,835
	INDIA		22,534	16,835
6305200000	SACKS & BAGS KIND USED FOR PACKING OF GOODS COTTON	KG	2,849	8,084
	INDIA		2,849	8,084
6305320010	SACK & BAG FOR PKG GOOD M-M MAT, FLEX CONT, >=1KG	KG	26,455	61,123
	BRAZIL		10,900	19,597
	DENMARK		540	2,382
	TURKEY		15,015	39,144
6305320020	SACK & BAG FOR PKG GOOD M-M MAT, FLEX CONT, < 1KG	KG	194,448	570,419
	FRANCE		3	1,435
	GERMANY		111	362
	HONDURAS		194,334	568,622
6305330010	SACK & BAG FOR PKG GOOD M-M MAT POLYETHYLENE >=1KG	KG	3,472	8,745
	IRELAND		40	1,470
	MEXICO		3,432	7,275
6305330020	SACK & BAG FOR PKG GOOD M-M MAT POLYETHYLENE < 1KG	KG	119,057	215,934
	BRAZIL		55,013	80,612
	CHINA,PEOPLE'S REP.(MAINLAND)		21,000	36,952
	COSTA RICA		16,566	28,872
	EL SALVADOR		21,615	31,672
	IRELAND		822	24,006
	MEXICO		4,041	13,820
6305390000	SACK & BAG FOR PKG GOOD MANMADE TEXTILE MAT NESOI	KG	44	1,088
	COLOMBIA		44	1,088
6305900000	SACK & BAG USED FOR PACKING GOODS NESOI TEX MAT	KG	20	1,397
	UNITED KINGDOM OF GT BRITAIN		20	1,397
6306120000	TARPAULIN, AWNINGS & SUNBLINDS OF SYNTHETIC FIBERS	KG	1,111	14,038
	MEXICO		259	3,150
	SWITZERLAND		852	10,888
6306190010	TARPAULIN, AWNING & SUNBLIND ARTIFICAL FIBERS	KG	1,694	14,045
	SWITZERLAND		1,694	14,045
6306190020	TARPAULIN, AWNING & SUNBLIND OTH TEX MAT, NESOI	KG	128	1,028
	MEXICO		36	723
	VENEZUELA		92	305
6306221000	BACKPACKING TENTS OF SYNTHETIC FIBERS	NO	3,400	46,230
	CHINA,PEOPLE'S REP.(MAINLAND)		3,400	46,230

TABLE - 2 IMPORTS INTO PUERTO RICO FROM FOREIGN COUNTRIES
BY COMMODITY AND COUNTRY OF ORIGIN-FISCAL YEAR 2001

COMM CODE	DESCRIPTION AND COUNTRY	UNIT	QUANTITY	VALUE - $
6306229010	SCREEN HOUSES OF SYNTHETIC FIBERS	KG	26,075	69,108
	CHINA,PEOPLE'S REP.(MAINLAND)		16,079	49,880
	INDONESIA		9,996	19,228
6306229030	TENTS, EXCEPT SCREEN HOUSES, OF SYNTHETIC FIBERS	KG	13,087	33,917
	COLOMBIA		2,052	8,509
	ITALY		10,910	25,000
	SPAIN		125	408
6306910000	CAMPING GOODS NESOI OF COTTON	KG	225	1,178
	COLOMBIA		90	578
	EL SALVADOR		135	600
6306990000	CAMPING GOODS OF TEXTILE MATERIALS NESOI	KG	98	727
	COLOMBIA		67	430
	SPAIN		31	297
6307101020	BAR MOPS OF COTTON TERRY FABRIC, 46-57CM LENGTH	NO	64,800	12,744
	PAKISTAN		64,800	12,744
6307101090	DUSTCLOTHS, MOP & POLISHING CLOTHS OF COTTON,NESOI	KG	27,475	79,241
	PAKISTAN		8,207	27,575
	SPAIN		19,268	51,666
6307102005	SHOP TOWELS FOR USE GARAGES FILLING STATIONS, COT	NO	20,117	17,760
	SPAIN		20,117	17,760
6307102015	SHOP TOWELS FOR USE IN GARAGES OTHER THAN COTTON	NO	600	338
	SPAIN		600	338
6307102027	DISH CLOTHS OF COTTON	NO	61,200	19,069
	PAKISTAN		61,200	19,069
6307102030	CLEANING CLOTHS NESOI	KG	12,354	52,489
	CHINA,PEOPLE'S REP.(MAINLAND)		1,296	3,727
	ISRAEL		8,799	39,463
	JAPAN		46	980
	MEXICO		564	3,428
	SPAIN		1,649	4,891
6307200000	LIFEJACKETS AND LIFEBELTS	KG	23	305
	CHINA (TAIWAN)		23	305
6307904020	CORDS AND TASSELS OF TEXTILE MATERIALS EX COTTON	KG	179	10,630
	REP. OF SOUTH AFRICA		179	10,630
6307906090	OTH SURGL DRAPES OF FABRIC FORMED ON BASE OF PAPER	KG	133	1,792
	DOMINICAN REPUBLIC		133	1,792
6307908500	WALL BANNERS, OF MANMADE FIBERS	KG	1,305	11,415
	CHINA,PEOPLE'S REP.(MAINLAND)		140	805
	GERMANY		585	303
	NETHERLANDS		580	10,307
6307908940	COTTON TOWELS OF PILED OR TUFTED CONSTRUCTION	NO	42,200	23,600
	COLOMBIA		42,200	23,600
6307909935	NATIONAL FLAGS OF NATIONS OTHER THAN THE U.S.A.	NO	6,900	3,042
	CHINA (TAIWAN)		6,900	3,042
6307909989	OTHER MADE-UP ARTICLES NESOI	NO	6,031,950	1,032,530
	BELGIUM		70	3,846
	BRAZIL		1,081	69,031
	CANADA		1	7,265
	CHINA (TAIWAN)		21,600	30,038
	CHINA,PEOPLE'S REP.(MAINLAND)		2,762,183	388,377
	FRANCE		11	823
	GERMANY		51	1,815
	INDIA		2,968,461	357,061
	INDONESIA		16,144	6,947
	ITALY		559	5,258
	JAPAN		1	335
	MEXICO		1,501	4,801
	NICARAGUA		40	1,099
	PANAMA		14,400	4,196
	REPUBLIC OF KOREA		210,078	119,110
	SPAIN		21,706	19,029
	TURKEY		300	750
	UNITED KINGDOM OF GT BRITAIN		13,763	12,749
6308000020	NEDLECRFT SET WOV FAB & YRN FOR RETAIL SALE NESOI	KG	136	2,524
	MEXICO		48	417
	SPAIN		88	2,107

TABLE - 2 IMPORTS INTO PUERTO RICO FROM FOREIGN COUNTRIES
BY COMMODITY AND COUNTRY OF ORIGIN-FISCAL YEAR 2001

COMM CODE	DESCRIPTION AND COUNTRY	UNIT	QUANTITY	VALUE - $
	FOOTWEAR,HEADGEAR,UMBRELLAS, SUN UMBRELLAS,WALKING STICKS, SEATSTICKS,WHIPS,RIDING CROPS AND PARTS THEREOF;PREPARED FEATHERS AND ARTICLES MADE THEREWITH; ARTIFICIAL FLOWERS;ARTICLES OF HUMAN HAIR	TOTAL		139,750,596
	FOOTWEAR,GAITERS AND THE LIKE; PARTS OF SUCH ARTICLES	TOTAL		133,231,939
6401100000	WATERPROOF FOOTWEAR RUBBER/PLASTIC A METAL TOE-CAP	PRS	20	396
	NETHERLANDS		20	396
6401926000	WATERPROOF FTWR SOLES/UPPERS POLYVINYL CHLORIDE	PRS	35,208	126,972
	COLOMBIA		10,476	24,887
	DOMINICAN REPUBLIC		7,692	40,827
	MEXICO		4,800	20,352
	VENEZUELA		12,240	40,906
6401929030	WATERPROOF FTWR RUB/PLAT COV ANK,NT KNEE, WK FTWR	PRS	4,250	17,963
	MEXICO		4,250	17,963
6401929060	WATERPROOF FTWR RUB/PLAT COVER ANKLE BUT NT KNEE	PRS	3,600	6,960
	CHINA,PEOPLE'S REP.(MAINLAND)		3,600	6,960
6401996000	WATERPROOF FTWR PROTECTION FR WATER CHEM WEATHER	PRS	3,412	14,569
	MEXICO		3,412	14,569
6402120000	OTHER FTWR RUBBER/PLAST SKI-BOOTS CROSS-CTY FTWR	PRS	2,208	26,680
	DOMINICAN REPUBLIC		2,208	26,680
6402191520	OTH FTWR OUT SOLES R/P UPPER>90% EXT SURF PLST MEN	PRS	7,861	79,329
	CHINA,PEOPLE'S REP.(MAINLAND)		7,861	79,329
6402191560	OTH FTWR SOLES R/P UPPR>90% EXT SUR P WOMEN MISSES	PRS	900	13,236
	MEXICO		900	13,236
6402191561	OTH FTWR R/P UP GT 90% EXT SUR P, OTH MEN/WOMEN	PRS	3,912	38,702
	CHINA,PEOPLE'S REP.(MAINLAND)		3,912	38,702
6402200000	OTH FTWR W/UPPR STRAP ASSMB TO SOLE BY PLUG(ZORIS)	PRS	81,252	85,590
	BRAZIL		10,890	10,642
	CHINA,PEOPLE'S REP.(MAINLAND)		70,362	74,948
6402303000	OTH FTWR RUB/PLAS WITH METAL TOE-CAP UPPER>90% R/P	PRS	3,648	36,618
	CHINA,PEOPLE'S REP.(MAINLAND)		3,648	36,618
6402914005	OTH FTWR R/P ANKLE PROT AGST CHEM,WEAT,MEN WK FTWR	PRS	4,368	35,622
	CHINA,PEOPLE'S REP.(MAINLAND)		3,054	26,738
	DOMINICAN REPUBLIC		1,314	8,884
6402914010	OTH FTWR R/P ANKLE PROT AGST WTR CHEM WEATHER MEN	PRS	25,296	184,715
	CHINA,PEOPLE'S REP.(MAINLAND)		25,296	184,715
6402914030	OTH FTWR R/P ANKLE PROT AGST WTR CHM WEA YOUTH/BOY	PRS	2,064	13,752
	CHINA,PEOPLE'S REP.(MAINLAND)		2,064	13,752
6402914050	OTH FTWR R/P ANKLE PROT AGST WTR CHM WEATHER WOMEN	PRS	22,392	182,768
	BRAZIL		3,268	37,873
	CHINA,PEOPLE'S REP.(MAINLAND)		18,772	137,677
	SPAIN		352	7,218
6402914061	OTH FTWR R/P ANKLE PROT AGST WTR CHM WEA OT TH M/W	PRS	7,800	40,728
	CHINA,PEOPLE'S REP.(MAINLAND)		7,800	40,728
6402914075	OTH FTWR R/P ANKLE PROT AGST WTR CHM WTH INFT/CHLD	PRS	12,600	54,719
	CHINA,PEOPLE'S REP.(MAINLAND)		12,600	54,719
6402918010	OTH FTWR R/P ANK, $12>VAL>$6.5, FOR MEN, WORK FTWR	PRS	2,268	15,558
	CHINA,PEOPLE'S REP.(MAINLAND)		2,268	15,558
6402918050	OTH FTWR R/P ANK VAL>$6.50 BT NT >$12/PR FOR WOMEN	PRS	480	5,400
	CHINA,PEOPLE'S REP.(MAINLAND)		480	5,400
6402990560	OTH FTWR R/P UPPER >90% R/P BASE OF WOOD FOR WOMEN	PRS	14,919	73,820
	BRAZIL		3,600	18,000
	CHINA,PEOPLE'S REP.(MAINLAND)		10,746	52,382
	INDONESIA		573	3,438
6402990590	OTH FTWR R/P UPPER >90% R/P BASE WOOD OTHR PERSONS	PRS	5,040	25,008
	BRAZIL		5,040	25,008
6402991430	OTH FTWR R/P UPPER >90% R/P SANDALS/LIKE FTWR MEN	PRS	16,968	18,486
	CHINA,PEOPLE'S REP.(MAINLAND)		16,368	17,346
	MEXICO		600	1,140
6402991460	OTH FTWR R/P UPPER >90% R/P SANDAL/LIKE FTWR WOMEN	PRS	374	4,102

TABLE - 2 IMPORTS INTO PUERTO RICO FROM FOREIGN COUNTRIES
BY COMMODITY AND COUNTRY OF ORIGIN-FISCAL YEAR 2001

COMM CODE	DESCRIPTION AND COUNTRY	UNIT	QUANTITY	VALUE - $
	DOMINICAN REPUBLIC		346	3,687
	SPAIN		28	415
6402991490	OTH FTWR R/P UPPER >90% R/P SANDL/LKE FTWR PERSONS	PRS	5,738	32,073
	DOMINICAN REPUBLIC		135	1,437
	ITALY		394	3,829
	MEXICO		2,400	6,144
	SPAIN		2,809	20,663
6402991810	OTH FTWR R/P UPPER>90% R/P HOUSE SLIPPERS	PRS	10,800	25,110
	CHINA (TAIWAN)		10,800	25,110
6402991815	OTH FTWR R/P UPPER>90% R/P TENNIS/BASKETBALL SHOES	PRS	54,060	307,235
	CHINA,PEOPLE'S REP.(MAINLAND)		45,678	277,151
	HONG KONG		8,382	30,084
6402991835	OTH FTWR/UPP>90% R/P EXC TEN/SANDL,MEN,WORK FTWR	PRS	5,841	45,672
	CHINA,PEOPLE'S REP.(MAINLAND)		5,841	45,672
6402991845	OTH FTWR/UPPER>90% R/P EXC TENNIS/SANDL TYPE MEN	PRS	487,284	1,541,632
	BRAZIL		19,560	46,222
	CHINA (TAIWAN)		8,064	24,192
	CHINA,PEOPLE'S REP.(MAINLAND)		379,833	1,227,596
	HONG KONG		10,752	17,419
	ITALY		4,968	28,050
	SPAIN		9,801	52,437
	SWITZERLAND		7,800	15,600
	THAILAND		46,506	130,116
6402991850	OTH FTWR/UPPER>90% R/P EXC TNNS/SANDL TYPE YTH/BOY	PRS	46,793	200,476
	CHINA (TAIWAN)		1,000	4,150
	CHINA,PEOPLE'S REP.(MAINLAND)		45,293	195,571
	THAILAND		500	755
6402991865	OTH FTWR/UPPER>90% R/P EXC TENNIS/SANDL TYPE WOMEN	PRS	2,692,688	13,282,162
	BRAZIL		307,574	1,665,137
	CHINA (TAIWAN)		77,670	168,103
	CHINA,PEOPLE'S REP.(MAINLAND)		1,950,459	9,026,547
	COLOMBIA		8,047	31,719
	DOMINICAN REPUBLIC		180	1,710
	HONG KONG		70,845	339,173
	INDONESIA		2,299	4,370
	ITALY		139,195	872,039
	SPAIN		123,669	1,137,534
	THAILAND		10,320	28,485
	VENEZUELA		2,430	7,345
6402991870	OTH FTWR/UPPER>90% R/P EXC TENNS/SANDL TYPE MISSES	PRS	166,741	578,188
	BRAZIL		4,507	16,207
	CHINA (TAIWAN)		2,658	8,240
	CHINA,PEOPLE'S REP.(MAINLAND)		151,674	509,102
	COLOMBIA		6,522	40,358
	MEXICO		180	981
	THAILAND		1,200	3,300
6402991871	OTH FTWR/UPPR GT 90% R/P EXC TNNS/SANDL; OT TH M/W	PRS	475,693	1,428,040
	BRAZIL		16,222	45,692
	CHINA (TAIWAN)		3,600	8,640
	CHINA,PEOPLE'S REP.(MAINLAND)		438,353	1,306,317
	COLOMBIA		5,514	27,542
	HONG KONG		11,999	39,427
	THAILAND		5	422
6402991880	OTH FTWR/UPPER>90% R/P EXC TENNS/SANDL TY CHILDREN	PRS	138,118	535,714
	BRAZIL		8,134	19,663
	CHINA (TAIWAN)		2,582	8,459
	CHINA,PEOPLE'S REP.(MAINLAND)		111,524	420,160
	COLOMBIA		13,985	82,513
	SPAIN		93	409
	THAILAND		1,800	4,510
6402991890	OTH FTWR/UPPER>90% R/P EXC TENNS/SANDL TYP INFANTS	PRS	129,994	360,770
	BRAZIL		1,157	3,063
	CHINA,PEOPLE'S REP.(MAINLAND)		107,597	270,461
	COLOMBIA		18,209	81,199
	MEXICO		903	3,332
	SPAIN		228	930

TABLE - 2 IMPORTS INTO PUERTO RICO FROM FOREIGN COUNTRIES
BY COMMODITY AND COUNTRY OF ORIGIN-FISCAL YEAR 2001

COMM CODE	DESCRIPTION AND COUNTRY	UNIT	QUANTITY	VALUE - $
	THAILAND		1,900	1,785
6402993040	OTH FTWR R/P OPEN TOE/HEEL SLIP-ON TYPE FOR MEN	PRS	74,880	94,306
	CHINA,PEOPLE'S REP.(MAINLAND)		14,400	8,640
	INDONESIA		60,480	85,666
6402993060	OTH FTWR R/P OPEN TOE/HEEL SLIP-ON TYPE FOR WOMEN	PRS	54,345	117,877
	BRAZIL		276	1,105
	CHINA,PEOPLE'S REP.(MAINLAND)		13,500	7,695
	INDONESIA		40,569	109,077
6402993080	OTH FTWR R/P OPEN TOE/HEEL SLIP-ON TYP OTH PERSONS	PRS	14,400	14,229
	CHINA,PEOPLE'S REP.(MAINLAND)		6,300	3,213
	INDONESIA		8,100	11,016
6402996090	OTH FTWR RUB/PLAS VALUED NT >$3/PAIR OTHER PERSONS	PRS	4,860	12,248
	CHINA,PEOPLE'S REP.(MAINLAND)		4,860	12,248
6402997060	OTH FTWR R/P VAL > $3 BUT NOT >$6.50/PAIR FR WOMEN	PRS	1,200	4,260
	CHINA,PEOPLE'S REP.(MAINLAND)		1,200	4,260
6402998060	OTH FTWR R/P VAL >$6.50 BUT NT >$12/PAIR FOR WOMEN	PRS	237	2,179
	BRAZIL		102	738
	ITALY		135	1,441
6402999060	OTH FTWR RUB/PLAS VALUED OVER $12/PAIR FOR WOMEN	PRS	189	4,131
	DOMINICAN REPUBLIC		72	1,188
	ITALY		117	2,943
6403200000	FTWR SOL LTHR UPPER LTHR STRAPS AND AROUND BIG TOE	PRS	1,972	3,199
	INDONESIA		592	1,919
	SPAIN		1,380	1,280
6403300000	FTWR BASE/PLATFORM OF WOOD NOT WITH METAL TOE-CAP	PRS	67,369	416,250
	BRAZIL		58,176	385,669
	INDONESIA		4,448	17,834
	ITALY		506	6,872
	NICARAGUA		4,239	5,875
6403403030	FTWR SOL R/P/L/C-L HAVE METAL TOE-CAP PIGSKIN UPPR	PRS	446	10,157
	MEXICO		446	10,157
6403403090	FTWR SOL R/P/L/C-L MTL TOE-CAP OTH EXC PIGSKIN UPP	PRS	5,124	89,573
	CHINA,PEOPLE'S REP.(MAINLAND)		3,840	69,107
	MEXICO		1,284	20,466
6403406000	FTWR SOL R/P/L/C-L UPPER LEATHER OTH PROT TOE-CAP	PRS	4,775	89,626
	BRAZIL		840	10,290
	CHINA,PEOPLE'S REP.(MAINLAND)		1,650	43,415
	FRANCE		26	779
	MEXICO		2,259	35,142
6403513030	OTH FTWR S/U LTHR COV ANK WELT MEN-EXC PIGSKIN UPP	PRS	7,236	97,724
	CHINA,PEOPLE'S REP.(MAINLAND)		7,236	97,724
6403516030	OTH FTWR S/U LTHR COV ANK OTH MEN EXC PIGSKIN UPPR	PRS	144,520	2,234,027
	CHINA,PEOPLE'S REP.(MAINLAND)		129,460	2,027,202
	PORTUGAL		5,760	85,511
	THAILAND		9,300	121,314
6403516060	OTH FTWR SOL/UPP LTHR COV ANK OTHR YOUTHS AND BOYS	PRS	33,375	529,788
	CHINA,PEOPLE'S REP.(MAINLAND)		33,375	529,788
6403519030	OTH FTWR S/U LTHR CV ANK OTH WOMEN EXC PIGSKIN UPP	PRS	888	13,900
	BRAZIL		840	10,619
	ITALY		48	3,281
6403519060	OTH FTWR SOL/UPP LEATHER COV ANK OTH FTWR CHILDREN	PRS	7,603	91,303
	CHINA,PEOPLE'S REP.(MAINLAND)		7,603	91,303
6403519075	OTH FTWR SOL/UPP LEATHER COV ANK OTH FTWR INFANTS	PRS	2,160	24,774
	CHINA,PEOPLE'S REP.(MAINLAND)		2,160	24,774
6403593040	OTH FTWR S/U LTHR OTH WELT FTWR MEN EXC PIGSKN UPP	PRS	1,050	10,028
	CHINA,PEOPLE'S REP.(MAINLAND)		1,050	10,028
6403596060	OTH FTWR S/U LTHR N CV AK OTH MEN EXC PIGSKIN UPPR	PRS	63,806	1,536,202
	CHINA (TAIWAN)		384	7,680
	CHINA,PEOPLE'S REP.(MAINLAND)		6,789	102,853
	ITALY		27,506	726,913
	PORTUGAL		3,944	109,992
	SPAIN		20,930	523,260
	SWITZERLAND		413	36,764
	THAILAND		3,840	28,740
6403596080	OTH FTWR SOL/UPP LTHR N CV AK OTHR YOUTHS AND BOYS	PRS	446	15,570
	SPAIN		446	15,570

TABLE - 2 IMPORTS INTO PUERTO RICO FROM FOREIGN COUNTRIES
BY COMMODITY AND COUNTRY OF ORIGIN-FISCAL YEAR 2001

COMM CODE	DESCRIPTION AND COUNTRY	UNIT	QUANTITY	VALUE - $
6403599045	OTH FTWR S/U LTHR N CVAK OTH WOMEN EXC PIGSKIN UPP	PRS	147,941	2,226,849
	ARGENTINA		615	14,430
	BRAZIL		23,560	282,432
	CHINA,PEOPLE'S REP.(MAINLAND)		11,910	106,637
	COLOMBIA		1,992	23,904
	INDIA		16,560	108,855
	ITALY		27,399	469,323
	SPAIN		65,905	1,221,268
6403599060	OTH FTWR SOL/UPP LEATHER NT CV ANK OTH FTWR MISSES	PRS	1,785	12,471
	COLOMBIA		730	6,205
	MEXICO		480	2,688
	SPAIN		575	3,578
6403599061	OTH FTWR S/U LTHR NT COV ANK OTH FTWR NT FOR WOMEN	PRS	2,410	11,790
	COLOMBIA		2,410	11,790
6403599075	OTH FTWR S/U LTHR NT COV ANK OTH FTWR FOR CHILDREN	PRS	2,280	28,668
	COLOMBIA		710	6,035
	SPAIN		1,570	22,633
6403599090	OTH FTWR S/U LTHR NT COV ANK OTH FTWR FOR INFANTS	PRS	10,835	64,604
	COLOMBIA		2,094	8,926
	ITALY		391	8,645
	SPAIN		8,350	47,033
6403913010	FTWR SO R/P:UP LTHR:CV ANK:WELT:WORK FOOTWEAR:MEN	PRS	15,520	245,667
	CHINA,PEOPLE'S REP.(MAINLAND)		9,342	114,334
	COLOMBIA		864	5,803
	MEXICO		1,354	31,750
	POLAND		3,960	93,780
6403916010	FTWR:SO R/P:UP LTHR:CV ANK:MEN YOUTHS BOYS WORK FW	PRS	16,087	284,903
	CHINA,PEOPLE'S REP.(MAINLAND)		1,032	11,868
	DOMINICAN REPUBLIC		14,443	262,936
	MEXICO		612	10,099
6403916050	FTWR:SO R/P:UP PIGSK:CV ANK: TENIS SHOE YOUTH/BOYS	PRS	197	2,364
	MEXICO		197	2,364
6403916065	FTWR SOLES R/P:UPP PIGSKIN:CV ANK:OTH FTWR FOR MEN	PRS	16	375
	SPAIN		16	375
6403916075	FTWR SOLES R/P:UPP LEATHER:CV ANK:OTH FTWR FOR MEN	PRS	39,805	646,532
	CHINA,PEOPLE'S REP.(MAINLAND)		33,477	518,827
	COLOMBIA		103	2,609
	ITALY		4,740	89,268
	MEXICO		413	6,823
	SPAIN		755	22,088
	SWITZERLAND		29	3,130
	THAILAND		288	3,787
6403916090	FTWR SOL R/P:UPP LTHR:CV ANK: OTH FTWR YOUTHS/BOYS	PRS	4,002	41,045
	CHINA,PEOPLE'S REP.(MAINLAND)		3,023	21,282
	MEXICO		177	5,551
	SPAIN		802	14,212
6403919045	FTWR SOL R/P UPP LEATHER CV ANK OTH FTWR FOR WOMEN	PRS	37,515	599,159
	BRAZIL		15,404	276,590
	CHINA,PEOPLE'S REP.(MAINLAND)		4,806	45,117
	INDIA		8,940	95,097
	ITALY		6,486	139,735
	MEXICO		258	3,942
	SPAIN		1,621	38,678
6403919050	FTWR SOL R/P UPP LEATHR CV ANK OTH FTWR FOR MISSES	PRS	256	5,028
	SPAIN		256	5,028
6403919051	FTWR SOL R/P UPP LTHR CV ANK OTH FTWR; NESOI	PRS	6,031	62,776
	CHINA,PEOPLE'S REP.(MAINLAND)		360	3,744
	COLOMBIA		1,800	11,303
	SPAIN		3,871	47,729
6403919060	FTWR SOL R/P UPP LTHR CV ANK OTH FTWR FOR CHILDREN	PRS	2,412	26,744
	CHINA,PEOPLE'S REP.(MAINLAND)		763	4,893
	COLOMBIA		830	5,598
	MEXICO		98	3,132
	SPAIN		721	13,121
6403919070	FTWR SOL R/P UPP LTHR CV ANK OTHR FTWR FOR INFANTS	PRS	12,136	102,697
	CHINA,PEOPLE'S REP.(MAINLAND)		1,662	14,203

TABLE - 2 IMPORTS INTO PUERTO RICO FROM FOREIGN COUNTRIES
BY COMMODITY AND COUNTRY OF ORIGIN-FISCAL YEAR 2001

COMM CODE	DESCRIPTION AND COUNTRY	UNIT	QUANTITY	VALUE - $
	COLOMBIA		4,120	26,696
	SPAIN		6,354	61,798
6403992060	FTWR SOL R/P UPP LTHR BASE/PLATFORM WOOD FOR WOMEN	PRS	3,720	22,998
	BRAZIL		2,520	19,038
	INDONESIA		1,200	3,960
6403994010	FTWR WELT SOL R/P UPP LTHR WORK FTWR FOR MEN	PRS	5,436	63,342
	CHINA,PEOPLE'S REP.(MAINLAND)		5,436	63,342
6403994090	FTWR WELT SOL R/P UPP LTHR OTH FTWR MISS-CHILD-INF	PRS	1,375	5,971
	SPAIN		1,375	5,971
6403996025	FTWR SOL R/P UPP LTHR OTH FTWR WORK MEN-YOUTH-BOYS	PRS	5,842	67,996
	CHINA,PEOPLE'S REP.(MAINLAND)		5,718	64,850
	DOMINICAN REPUBLIC		124	3,146
6403996030	FTWR SOL R/P UPP PIGSKIN TENNIS-GYM SHOES FOR MEN	PRS	1,200	10,757
	CHINA,PEOPLE'S REP.(MAINLAND)		1,200	10,757
6403996040	FTWR SOL R/P UP LTHR EXC PIGSKIN TENIS-GYM SHOE ME	PRS	22,632	131,477
	CHINA,PEOPLE'S REP.(MAINLAND)		22,056	125,141
	THAILAND		576	6,336
6403996060	FTWR SOL R/P UP LTHR EXC PIGSKN GYM SHOE YOUTH-BOY	PRS	6,603	21,918
	CHINA (TAIWAN)		1,000	3,800
	CHINA,PEOPLE'S REP.(MAINLAND)		5,603	18,118
6403996065	FTWR SOLES RUB/PLAS UPPER PIGSKIN OTH FTWR FOR MEN	PRS	8,216	94,642
	BRAZIL		4,830	52,713
	CHINA,PEOPLE'S REP.(MAINLAND)		1,794	13,365
	SPAIN		1,592	28,564
6403996075	FTWR SOL R/P UP LTHR EXC PIGSKIN UPPER FOR MEN	PRS	146,052	2,102,520
	BRAZIL		7,188	95,942
	CHINA,PEOPLE'S REP.(MAINLAND)		61,094	719,829
	COLOMBIA		1,911	38,414
	DOMINICAN REPUBLIC		84	1,638
	FRANCE		548	4,990
	HONG KONG		2,274	27,374
	INDIA		13,356	148,261
	ITALY		20,539	391,789
	MEXICO		1,215	27,233
	PORTUGAL		1,740	32,535
	SPAIN		23,086	492,173
	THAILAND		13,017	122,342
6403996090	FTWR SOL RB/PL UPPER LTHR OTH FTWR FOR YOUTHS/BOYS	PRS	60,573	636,755
	BRAZIL		672	7,481
	CHINA (TAIWAN)		450	1,463
	CHINA,PEOPLE'S REP.(MAINLAND)		30,510	207,333
	COLOMBIA		904	5,584
	HONG KONG		3,300	19,131
	ITALY		297	5,246
	MEXICO		804	7,863
	SPAIN		23,636	382,654
6403997560	FTWR SO R/P UP LTH EXC PGS OT VL NT>$2.50/PR WOMEN	PRS	4,790	8,955
	CHINA,PEOPLE'S REP.(MAINLAND)		2,700	5,541
	COLOMBIA		574	1,404
	INDONESIA		160	276
	NICARAGUA		1,356	1,734
6403999005	FTWR S R/P U-L VL OV$2.50/PR H SL OT PRN EXC M-Y-B	PRS	8	318
	ITALY		8	318
6403999031	FTWR S R/P U-L EXC PGSKN GT $2.50PR TEN FOR WOMEN	PRS	720	3,290
	CHINA,PEOPLE'S REP.(MAINLAND)		720	3,290
6403999040	FTWR S R/P U-PS VL>$2.50/PR TENNIS CHILDREN INFANT	PRS	7,500	42,473
	CHINA (TAIWAN)		2,600	9,880
	CHINA,PEOPLE'S REP.(MAINLAND)		4,900	32,593
6403999041	FTWR S R/P U-PS GT $2.50/PR TENNIS, NT FR WOMEN	PRS	1,560	17,846
	CHINA,PEOPLE'S REP.(MAINLAND)		1,560	17,846
6403999055	FTWR SO R/P UP PIGSKIN OTH VAL OV $2.50/PAIR WOMEN	PRS	15,024	252,465
	SPAIN		14,932	250,120
	VENEZUELA		92	2,345
6403999065	FTWR SO R/P UP LTH EXC PGS OT VL OV $2.50/PR WOMEN	PRS	1,163,105	12,938,590
	ARGENTINA		479	10,588
	BRAZIL		666,367	6,524,848

TABLE - 2 IMPORTS INTO PUERTO RICO FROM FOREIGN COUNTRIES
BY COMMODITY AND COUNTRY OF ORIGIN-FISCAL YEAR 2001

COMM CODE	DESCRIPTION AND COUNTRY	UNIT	QUANTITY	VALUE - $
	CHINA,PEOPLE'S REP.(MAINLAND)		95,369	755,599
	COLOMBIA		8,790	84,847
	DOMINICAN REPUBLIC		4,332	52,712
	INDIA		4,290	24,159
	INDONESIA		11,244	61,589
	ITALY		84,573	883,100
	SPAIN		284,869	4,492,402
	VENEZUELA		2,792	48,746
6403999070	FTWR SO R/P UP LTHR OTH FTWR VL OV $2.50/PR MISSES	PRS	54,866	503,264
	BRAZIL		11,326	67,710
	CHINA,PEOPLE'S REP.(MAINLAND)		6,513	57,119
	COLOMBIA		14,138	93,146
	MEXICO		760	7,262
	SPAIN		20,545	253,235
	VENEZUELA		1,584	24,792
6403999071	FTWR S R/P U-PS GT $2.50/PR TENNIS; NT FOR WOMEN	PRS	172,108	1,350,240
	ARGENTINA		1,535	18,113
	BRAZIL		7,788	45,835
	CHINA,PEOPLE'S REP.(MAINLAND)		36,964	273,069
	COLOMBIA		67,883	366,483
	ITALY		1,270	15,991
	MEXICO		1,692	10,710
	SPAIN		54,899	619,742
	VENEZUELA		77	297
6403999080	FTWR S R/P U LTHR OTH FTWR WL OV $2.50/PR CHILDREN	PRS	91,736	703,054
	BRAZIL		7,278	41,052
	CHINA (TAIWAN)		1,350	4,387
	CHINA,PEOPLE'S REP.(MAINLAND)		11,880	92,638
	COLOMBIA		28,204	161,412
	INDONESIA		417	1,460
	MEXICO		1,182	10,226
	SPAIN		41,021	386,870
	VENEZUELA		404	5,009
6403999090	FTWR SO R/P U LTHR OTH FTWR VL OV $2.50/PR INFANTS	PRS	119,749	773,213
	BRAZIL		6,241	27,975
	CHINA,PEOPLE'S REP.(MAINLAND)		8,856	49,043
	COLOMBIA		43,861	224,805
	MEXICO		4,818	34,589
	SPAIN		55,944	436,378
	VENEZUELA		29	423
6404115000	FTWR SO AFFIX TO UPP SPORT FTWR NOT OVER $3/PAIR	PRS	10,800	14,040
	CHINA,PEOPLE'S REP.(MAINLAND)		10,800	14,040
6404116030	FTWR SO AFFIX TO UPP SPT VA>$3 BT NT>$6.50/PR MEN	PRS	96	412
	BRAZIL		96	412
6404116060	FTWR SO AFFIX TO UPP SPT VA>$3 BT NT>$6.50PR WOMEN	PRS	12,423	50,609
	BRAZIL		12,208	49,749
	SPAIN		215	860
6404116090	FTWR SO AFFIX TO UPP SPT V>$3 NT>6.50 OT P EXC M-W	PRS	452	2,216
	BRAZIL		452	2,216
6404118060	FTWR UP TX ML SO R/P SPRT VA>$6.50 NT>$12/PR WOMEN	PRS	1,098	7,877
	BRAZIL		978	7,023
	SPAIN		120	854
6404119050	SPRT FTWEAR TXTLE UPPER VALUE>$12/PAIR,WOMEN,NESOI	PRS	63	2,019
	ITALY		63	2,019
6404191560	FTWR UP TX MLS SO R/P UPP >50% EXT SURF LTHR WOMEN	PRS	263	1,578
	INDONESIA		263	1,578
6404192515	FTWR OP TOE/HEL SLIP-ON >10% R/P UP VEG FIB HS SLP	PRS	5,940	4,500
	CHINA,PEOPLE'S REP.(MAINLAND)		5,940	4,500
6404192520	FTWR OP TOE/HEL SLIP-ON >10% R/P UP VEG FIB HS SLP	PRS	6,675	16,173
	CHINA,PEOPLE'S REP.(MAINLAND)		6,300	4,788
	DOMINICAN REPUBLIC		375	11,385
6404192530	FTWR OP TOE/HEL SLIP-ON >10% R/P UPPER VEG FIB MEN	PRS	3,636	1,745
	CHINA,PEOPLE'S REP.(MAINLAND)		3,636	1,745
6404192560	FTWR OP TOE/HEL SLIP-ON >10% R/P UPP VEG FIB WOMEN	PRS	29,551	203,663
	CHINA,PEOPLE'S REP.(MAINLAND)		23,604	162,203
	INDONESIA		2,983	17,197

TABLE - 2 IMPORTS INTO PUERTO RICO FROM FOREIGN COUNTRIES
BY COMMODITY AND COUNTRY OF ORIGIN-FISCAL YEAR 2001

COMM CODE	DESCRIPTION AND COUNTRY	UNIT	QUANTITY	VALUE - $
	SPAIN		2,964	24,263
6404192590	FTWR SLIP-ON >10% WT R/P UPP VEG FIB OT PN EXC M-W	PRS	7,004	18,406
	CHINA,PEOPLE'S REP.(MAINLAND)		6,600	16,992
	INDONESIA		404	1,414
6404193060	FOOTWEAR RUBPLAS SOL UN10%RUBPL NVEGUP NESOI WOMEN	PRS	26,384	184,879
	BRAZIL		2,580	19,809
	CHINA,PEOPLE'S REP.(MAINLAND)		4,248	35,280
	HONG KONG		6,111	8,861
	INDONESIA		742	4,452
	ITALY		24	460
	SPAIN		12,679	116,017
6404193080	FOOTWEAR RUBPLAS SOL UN10%RUBPL NVEGUP NESOI	PRS	160	893
	SPAIN		160	893
6404193515	FOOTWEAR RUBPLAS SOL 10%OROV RUBPLAST HOUSE SLIPPR	PRS	20,340	41,523
	CHINA,PEOPLE'S REP.(MAINLAND)		20,340	41,523
6404193540	FOOTWEAR RUBPLAS SOL 10%OROV RUBPLAST FOR MEN	PRS	119,466	160,840
	BRAZIL		3,048	7,229
	CHINA,PEOPLE'S REP.(MAINLAND)		116,400	153,330
	SPAIN		18	281
6404193560	FOOTWEAR RUBPLAS SOL 10%OROV RUBPLAST FOR WOMEN	PRS	360,132	558,943
	BRAZIL		11,916	20,143
	CHINA (TAIWAN)		1,800	4,536
	CHINA,PEOPLE'S REP.(MAINLAND)		304,518	447,848
	COLOMBIA		100	450
	INDONESIA		37,401	58,777
	ITALY		198	704
	NICARAGUA		2,510	4,074
	SPAIN		1,689	22,411
6404193580	FOOTWEAR RUBPLAS SOL 10%OROV RUBPLAST EX MEN WOMEN	PRS	101,325	224,573
	CHINA (TAIWAN)		3,600	13,320
	CHINA,PEOPLE'S REP.(MAINLAND)		93,159	193,894
	ITALY		207	2,389
	NICARAGUA		282	423
	SPAIN		4,077	14,547
6404194030	FOOTWEAR RUBPLAS SOL NESOI NOV$3PR ADMBOND MEN	PRS	27,237	55,200
	CHINA,PEOPLE'S REP.(MAINLAND)		18,444	28,961
	HONG KONG		8,793	26,239
6404194060	FOOTWEAR RUBPLAS SOL NESOI NOV$3PR ADHBOND WOMEN	PRS	55,068	69,575
	CHINA,PEOPLE'S REP.(MAINLAND)		41,376	46,051
	HONG KONG		13,692	23,524
6404194090	FOOTWEAR RUBPLAS SOL NESOI NOV$3PR ADHBD EX MN WMN	PRS	29,744	40,011
	CHINA,PEOPLE'S REP.(MAINLAND)		16,200	28,260
	HONG KONG		13,544	11,751
6404195030	FOOTWEAR RUBPLAS SOL NESOI NOV$3PR NOADH FOR MEN	PRS	3,600	5,443
	CHINA,PEOPLE'S REP.(MAINLAND)		3,600	5,443
6404195060	FOOTWEAR RUBPLAS SOL NESOI NOV$3PR NOADH FOR WOMEN	PRS	101,160	133,295
	CHINA (TAIWAN)		1,800	4,536
	CHINA,PEOPLE'S REP.(MAINLAND)		99,360	128,759
6404195090	FOOTWEAR RUBPLAS SOL NESOI NOV$3PR NOADH EX MN WMN	PRS	37,200	47,307
	CHINA,PEOPLE'S REP.(MAINLAND)		37,200	47,307
6404196060	FOOTWEAR RUBPLAS SOL NESOI OV$3NOV$6.50 ADH WOMEN	PRS	489	2,060
	SPAIN		489	2,060
6404196090	FOOTWEAR RUBPLAS SOL NESOI OV$3NOV$6.50 ADH NESOI	PRS	7,505	38,775
	BRAZIL		194	989
	SPAIN		7,311	37,786
6404197090	FOOTWEAR RUBPLAS SOL NESOI OV$3NOV$6.50 NOAD NESOI	PRS	1,056	4,446
	BRAZIL		393	1,831
	SPAIN		663	2,615
6404198060	FOOTWEAR RUBPLAS SOL NESOI OV$6.50NOV$12 WOMEN	PRS	703	6,606
	SPAIN		703	6,606
6404198090	FOOTWEAR RUBPLAS SOL NESOI OV$6.50NOV$12 NESOI	PRS	4,556	33,329
	SPAIN		4,556	33,329
6404199060	FOOTWEAR RUBPLAS SOL NESOI OV$12 WOMEN	PRS	1,003	25,844
	SPAIN		1,003	25,844
6404199090	FOOTWEAR RUBPLAS SOL NESOI OV$12 EXC MEN OR WOMEN	PRS	132	1,819
	ITALY		132	1,819

TABLE - 2 IMPORTS INTO PUERTO RICO FROM FOREIGN COUNTRIES
BY COMMODITY AND COUNTRY OF ORIGIN-FISCAL YEAR 2001

COMM CODE	DESCRIPTION AND COUNTRY	UNIT	QUANTITY	VALUE - $
6404204030	FOOTWEAR LEA SOL NOV50%PLTX OV$2.50 MEN	PRS	138	4,851
	SPAIN		138	4,851
6404204060	FOOTWEAR LEA SOL NOV50%PLTX OV$2.50 WOMEN	PRS	40,951	562,341
	BRAZIL		456	7,356
	CHINA,PEOPLE'S REP.(MAINLAND)		14,674	129,146
	INDONESIA		96	561
	ITALY		174	7,252
	SPAIN		25,551	418,026
6404204090	FOOTWEAR LEA SOL NOV50%PLTX OV$2.50 EXC MEN WOMEN	PRS	7,730	82,801
	SPAIN		7,730	82,801
6404206060	FOOTWEAR LEA SOL TX UP NESOI WOMEN	PRS	5,785	13,804
	CHINA,PEOPLE'S REP.(MAINLAND)		5,400	5,851
	ITALY		20	1,890
	SPAIN		365	6,063
6405100030	OTH FTWEAR W UPPERS LEATHER/COMPOSITION LEATHER MN	PRS	1,000	3,500
	MEXICO		1,000	3,500
6405100060	OTH FTWEAR W UPPERS LEATHER/COMPOSITION LEATHER WM	PRS	10,747	149,454
	HAITI		168	252
	INDONESIA		450	2,000
	ITALY		8,875	131,466
	SPAIN		1,194	15,155
	SWEDEN		60	581
6405100090	OTH FTWEAR W UPPERS LEATHER/COMP LEATHER OT PERSON	PRS	3,596	33,762
	BRAZIL		1,470	11,718
	SPAIN		2,126	22,044
6405203060	OTH FTWEAR UPPERS TEXTLE MATERIALS VEG FIBER WOMEN	PRS	7,243	5,721
	CHINA,PEOPLE'S REP.(MAINLAND)		7,200	4,752
	ITALY		43	969
6405203090	OTH FTWEAR UPPERS TEX MATERIALS VEG FIB OTH PERSON	PRS	7,183	23,857
	CHINA,PEOPLE'S REP.(MAINLAND)		3,300	8,880
	ITALY		56	694
	SPAIN		3,827	14,283
6405209030	OTH FTWEAR W UPPERS OF TEXTILE MATERIALS OTH F MEN	PRS	12	304
	COLOMBIA		12	304
6405209060	OTH FTWEAR W UPPERS OF TEX MATRLS OT FOR WOMEN	PRS	1,094	15,254
	INDONESIA		110	358
	SPAIN		984	14,896
6405209090	OTH FTWEAR W UPPERS OF TEX MATRLS OT FOR OT NT M/W	PRS	8,100	16,740
	CHINA,PEOPLE'S REP.(MAINLAND)		8,100	16,740
6405902000	OT FTWEAR DISPOSABLE DESIGNED FOR ONE-TIME USE	PRS	150	609
	CHINA,PEOPLE'S REP.(MAINLAND)		150	609
6405909000	OTHER FOOTWEAR OTHER NESOI	PRS	6,441	51,032
	CHINA,PEOPLE'S REP.(MAINLAND)		3,600	4,680
	INDONESIA		417	1,106
	ITALY		228	4,862
	SPAIN		2,196	40,384
6406100500	PRTS FTWEAR FRMD UPPR OT STF COMP LTH FOR MN YT BY	PRS	600	6,450
	INDIA		600	6,450
6406106500	PRT FTWEAR FRM OTH STIFFENERS OF LEATHER	PRS	3,819,042	74,212,644
	CHINA,PEOPLE'S REP.(MAINLAND)		41,040	563,702
	DOMINICAN REPUBLIC		3,756,758	73,360,077
	HONG KONG		7,800	109,818
	REPUBLIC OF KOREA		13,444	179,047
6406107000	PRT FTWR OT UPR & PRT TRF OT ST TX M>50% EX SR LT	PRS	157,940	5,100,050
	DOMINICAN REPUBLIC		157,940	5,100,050
6406200000	PARTS OF FTWEAR OUT SLS & HLS OF RUBBER OR PLASTIC	X		400,782
	CHINA,PEOPLE'S REP.(MAINLAND)			45,811
	CZECH REPUBLIC			338,584
	DOMINICAN REPUBLIC			3,341
	HONG KONG			10,592
	MEXICO			2,454
6406996000	PARTS OF FOOTWEAR OTHER OF LEATHER	X		291,631
	DOMINICAN REPUBLIC			250,920
	MEXICO			29,562
	SPAIN			11,149
6406999000	PARTS OF FOOTWEAR OTHER NESOI	KG	239,047	1,333,881

TABLE - 2 IMPORTS INTO PUERTO RICO FROM FOREIGN COUNTRIES
BY COMMODITY AND COUNTRY OF ORIGIN-FISCAL YEAR 2001

COMM CODE	DESCRIPTION AND COUNTRY	UNIT	QUANTITY	VALUE - $
	DOMINICAN REPUBLIC		239,047	1,333,881
	HEADGEAR AND PARTS THEREOF	TOTAL		785,832
6502004000	HAT SHAPES,NOT SEWED/BLCHD/COLORD;VEG FIB,PAPR YRN	DOZ	550	6,060
	CHINA,PEOPLE'S REP.(MAINLAND)		550	6,060
6502006030	PAPER HAT SHAPES, BLEACHED OR COLORED, NOT SEWED	DOZ	325	3,774
	CHINA,PEOPLE'S REP.(MAINLAND)		325	3,774
6502006060	HAT SHAPES(EX PAPER),BLEACHED OR COLORED,NOT SEWED	DOZ	74	4,387
	ECUADOR		74	4,387
6502009030	HAT SHAPES OF MAN-MADE FIBERS, PLAIT/ASSMBLD STRIP	DOZ	80	4,300
	CHINA (TAIWAN)		80	4,300
6504003000	SEWED HATS&OTHER HEADGEAR;VEG FIBR,PAPER YRN&COMBO	DOZ	769	13,263
	CHINA,PEOPLE'S REP.(MAINLAND)		693	10,983
	MEXICO		76	2,280
6504006000	HATS&OTHR HEADGEAR,NOT SEWD,VEG FBR,PAPR YRN&COMBO	DOZ	2,156	25,466
	COLOMBIA		71	2,686
	ECUADOR		729	15,922
	HAITI		1,113	4,552
	MEXICO		243	2,306
6504009015	SEWED HATS & OTHER HEADGEAR OF MAN-MADE FIBERS	DOZ	104	3,730
	PERU		104	3,730
6504009075	HATS&OTHER HEADGEAR,NOT SEWED, OF MATERIALS NESOI	DOZ	10	280
	ECUADOR		10	280
6505901515	HATS & OTHER HEADGEAR,KNITTED OF COTTON FOR BABIES	DOZ	609	6,186
	COLOMBIA		79	1,279
	INDIA		480	1,787
	THAILAND		50	3,120
6505901540	KNITTED COTTON HEADGEAR: NESOI	DOZ	989	16,938
	CHINA (TAIWAN)		120	2,794
	CHINA,PEOPLE'S REP.(MAINLAND)		83	1,900
	COLOMBIA		141	3,469
	GUATEMALA		207	1,267
	INDONESIA		20	271
	IRELAND		17	500
	MEXICO		203	5,930
	SPAIN		198	807
6505902030	BABY HATS&OTH HDGEAR,NOT KNIT,COTTON&HAND-LM&FLKLR	DOZ	100	360
	COSTA RICA		100	360
6505902060	HATS&OTH HDGEAR(EX BABIES)NOT KNT,COT&HND-LM&FLKLR	DOZ	18,194	411,010
	CHINA (TAIWAN)		1,084	28,050
	CHINA,PEOPLE'S REP.(MAINLAND)		4,820	87,294
	COLOMBIA		21	493
	DOMINICAN REPUBLIC		12,234	294,673
	MEXICO		35	500
6505902590	NOT KNITTED COTTON HEADGEAR: NESOI	DOZ	1,311	37,013
	DOMINICAN REPUBLIC		918	27,933
	GUATEMALA		73	533
	MEXICO		295	7,430
	NORWAY		25	1,117
6505903090	KNIT OR CROCHETED WOOL HEADGEAR : NESOI	DOZ	106	3,561
	GERMANY		33	953
	MEXICO		73	2,608
6505906030	BABY HATS&OTH HDGR MMF,KNT/CRCHET,NOT IN PRT BRAID	DOZ	403	2,426
	COLOMBIA		34	255
	MEXICO		369	2,171
6505906090	KNIT/CROCHETED MMF HEADGEAR,NOT PART BRAID:NESOI	DOZ	890	29,994
	DOMINICAN REPUBLIC		890	29,994
6505907090	NT KNIT OR CROCHETED MMF HDGR,WHOLE/PT BRAID NESOI	DOZ	901	5,069
	DOMINICAN REPUBLIC		901	5,069
6505908015	NONWOVN DISPOSABLE HEADGR W/O PEAKS OR VISORS; MMF	DOZ	462,507	81,391
	CHINA,PEOPLE'S REP.(MAINLAND)		462,507	81,391
6505908045	BABY HATS&OTH HDGR,MMF,NOT KNITD,NOT IN PART BRAID	DOZ	48	402
	COLOMBIA		48	402
6505908090	NOT KNIT OR CROCHETED MMF HDGR,NOT PART BRD: NESOI	DOZ	667	12,600
	CHINA (TAIWAN)		167	3,600

TABLE - 2 IMPORTS INTO PUERTO RICO FROM FOREIGN COUNTRIES
BY COMMODITY AND COUNTRY OF ORIGIN-FISCAL YEAR 2001

COMM CODE	DESCRIPTION AND COUNTRY	UNIT	QUANTITY	VALUE - $
	CHINA,PEOPLE'S REP.(MAINLAND)		417	8,500
	ECUADOR		83	500
6505909050	HATS/OTHER HDGR,KNITTED OR CROCHETED,OF PAPER YARN	DOZ	981	7,730
	COLOMBIA		834	2,300
	MEXICO		147	5,430
6505909089	HATS/OTHER HEADGEAR, KNITTED OR CROCHETED, NESOI	DOZ	43	1,490
	COLOMBIA		31	1,153
	NETHERLANDS		12	337
6506103030	SAFTY HDGEAR,REINFOR/LAMIN PLAST;MOTORCYCLE HELMET	NO	367	22,595
	ITALY		74	6,480
	REPUBLIC OF KOREA		293	16,115
6506103045	SAFETY HEADGEAR, OF REIN PLAS, ATH, REC, AND SPORT	DOZ	71	6,330
	CHINA (TAIWAN)		68	5,898
	NEW ZEALAND ISLANDS		3	432
6506103075	SAFETY HEADGEAR, REINFORCED OR LAMINATED PLASTICS	DOZ	856	14,782
	CHINA (TAIWAN)		478	7,137
	MEXICO		378	7,645
6506106075	SAFETY HEADGEAR,EXCLUDE REINFORCD/LAMINATD PLASTIC	DOZ	475	6,832
	CHINA (TAIWAN)		358	3,990
	GERMANY		75	2,025
	MEXICO		42	817
6506910060	OTHER RUBBER&PLASTIC HEADGEAR,EXCLUDE BATHING CAPS	DOZ	9,427	2,242
	CHINA,PEOPLE'S REP.(MAINLAND)		9,417	1,845
	MEXICO		10	397
6506990000	OTHR HEADGR OTHR MATRLS NESOI WHETHER/NOT LINE/TRM	DOZ	1,143	34,152
	CHINA,PEOPLE'S REP.(MAINLAND)		550	7,575
	COLOMBIA		449	22,002
	GUATEMALA		57	552
	MEXICO		87	4,023
6507000000	HDBANDS,LININGS,COVERS,FRAMES,VISORS,ETC CHINSTRAP	DOZ	7,246	21,469
	CHINA,PEOPLE'S REP.(MAINLAND)		5,128	16,083
	HONG KONG		2,000	3,950
	SPAIN		118	1,436
	UMBRELLAS,SUN UMBRELLAS, WALKING STICKS,SEATSTICKS,WHIPS,RIDING CROPS AND PARTS THEREOF	TOTAL	60,622	934,106
6601100000	UMBRELLAS, GARDEN OR SIMILAR	DOZ	252	124,907
	CHINA,PEOPLE'S REP.(MAINLAND)		178	57,058
	COSTA RICA		31	22,081
	INDONESIA		42	42,189
	NETHERLANDS		1	3,579
6601910000	UMBRELLAS HAVING A TELESCOPIC SHAFT	DOZ	17,923	210,803
	CHINA,PEOPLE'S REP.(MAINLAND)		17,923	210,803
6601990000	UMBRELLAS, NESOI	DOZ	42,447	598,396
	CHINA,PEOPLE'S REP.(MAINLAND)		32,787	419,281
	HONG KONG		9,585	175,129
	SPAIN		75	3,986
	PREPARED FEATHERS AND DOWN AND ARTICLES MADE OF FEATHERS OR OF DOWN;ARTIFICIAL FLOWERS; ARTICLES OF HUMAN HAIR	TOTAL		4,798,719
6702102000	ARTIFICAL FLOWERS OF PLASTICS ASSEMBLED BY BINDING	X		204,806
	CHINA,PEOPLE'S REP.(MAINLAND)			166,458
	HONG KONG			38,348
6702104000	ARTIFICAL FLOWERS OF PLASTICS, INCLUDING PARTS	X		1,025,201
	CHINA,PEOPLE'S REP.(MAINLAND)			915,743
	HONG KONG			93,408
	INDONESIA			357
	MEXICO			284
	THAILAND			15,409
6702903500	ARTIFICAL FLOWERS, OF MAN-MADE FIBERS	X		3,521,262
	CHINA (TAIWAN)			2,555

TABLE - 2 IMPORTS INTO PUERTO RICO FROM FOREIGN COUNTRIES
BY COMMODITY AND COUNTRY OF ORIGIN-FISCAL YEAR 2001

COMM CODE	DESCRIPTION AND COUNTRY	UNIT	QUANTITY	VALUE - $
	CHINA,PEOPLE'S REP.(MAINLAND)			3,213,204
	HONG KONG			150,385
	MEXICO			270
	REPUBLIC OF KOREA			2,390
	SRI LANKA			54,586
	THAILAND			97,872
6702906500	ARTIFICAL FLOWERS, NESOI	X		33,894
	CHINA (TAIWAN)			2,290
	CHINA,PEOPLE'S REP.(MAINLAND)			17,544
	HONG KONG			9,773
	MEXICO			2,685
	SPAIN			1,602
6704190000	WIGS, FLASE BEARDS, EYEBROWS & EYELASHES, NESOI	X		13,556
	CANADA			13,556
	ARTICLES OF STONE,PLASTER,CEMENT, ASBESTOS,MICA OR SIMILAR MATERIALS; CERAMIC PRODUCTS;GLASS AND GLASSWARE	TOTAL		101,864,403
	ARTICLES OF STONE,PLASTER,CEMENT, ASBESTOS,MICA OR SIMILAR MATERIALS	TOTAL		14,365,634
6801000000	SETTS, CURBSTONES AND FLAGSTONES, OF NAT ST EX SLT	T	90	30,160
	SPAIN		90	30,160
6802100000	TILES ETC LS TH 7CM; ARTFLY CLRD GR CHPGS A PWDR	X		60,621
	DOMINICAN REPUBLIC			4,744
	INDIA			9,377
	ITALY			46,500
6802211000	TRAVERTINE MON OR BLDG, SMPLY CT O SWN FLT EV SURF	T	547	294,670
	COLOMBIA		6	12,317
	DOMINICAN REPUBLIC		55	23,560
	EGYPT		20	14,333
	ITALY		271	149,728
	TURKEY		195	94,732
6802215000	MARBLE A ALABASTER MNMNTL BLDG SMPLY CT O SWN	T	50	57,377
	CHINA,PEOPLE'S REP.(MAINLAND)		17	19,334
	COLOMBIA		30	32,843
	ITALY		3	5,200
6802220000	OTH CALC MON BLDG STONE SMPLY CT OR SWN	T	7	3,198
	DOMINICAN REPUBLIC		7	3,198
6802230000	GRANITE MON OR BLDG STONE SMPLY CUT OR SAWN	T	464	360,655
	BRAZIL		305	240,592
	ITALY		85	73,031
	SPAIN		74	47,032
6802290000	STONE, NESOI MON OR BLDG SMPLY CUT OR SWN	T	49	27,637
	DOMINICAN REPUBLIC		22	12,000
	ITALY		27	15,637
6802910500	MARBLE SLABS	T	126	87,443
	BRAZIL		21	19,748
	ITALY		82	58,820
	SPAIN		23	8,875
6802911500	MARBLE, OTHER THAN SLABS	T	1,134	911,687
	CHINA (TAIWAN)		58	41,734
	COLOMBIA		6	2,480
	DOMINICAN REPUBLIC		59	21,160
	ITALY		520	504,291
	MEXICO		67	67,380
	OMAN		83	44,889
	SPAIN		306	199,461
	TURKEY		35	30,292
6802912000	TRAVERTINE, DRESSED OR POLISHED, BT NOT FRTR WRKD	T	433	288,879
	DOMINICAN REPUBLIC		38	32,367
	ITALY		237	179,776
	SPAIN		46	13,780
	TURKEY		112	62,956
6802912500	TRAVERTINE, FURTHER WORKED	T	1,316	762,720

TABLE - 2 IMPORTS INTO PUERTO RICO FROM FOREIGN COUNTRIES
BY COMMODITY AND COUNTRY OF ORIGIN-FISCAL YEAR 2001

COMM CODE	DESCRIPTION AND COUNTRY	UNIT	QUANTITY	VALUE - $
	DOMINICAN REPUBLIC		63	27,107
	ITALY		938	535,784
	SPAIN		55	23,493
	TURKEY		260	176,336
6802913000	ALABASTER, NESOI	T	1	11,711
	MEXICO		1	11,711
6802920000	OTHER CALCAREOUS STONE, NESOI	T	7,229	2,623,457
	BRAZIL		48	42,584
	CHINA (TAIWAN)		45	28,870
	CHINA,PEOPLE'S REP.(MAINLAND)		2	2,222
	COLOMBIA		109	33,064
	DOMINICAN REPUBLIC		746	245,539
	FRANCE		16	29,739
	ITALY		793	638,175
	JAPAN		2	14,455
	MEXICO		311	127,829
	OMAN		85	71,100
	PORTUGAL		100	36,404
	SPAIN		2,600	1,012,790
	TURKEY		2,372	340,686
6802930020	GRANITE,MNTL/BLDG,CT SZ,WRKD MR THN CT/SWN,MAX 1.5	T	38	27,005
	BRAZIL		14	12,055
	VENEZUELA		24	14,950
6802930025	GRANITE,MNTL/BLDG,CT SZ,ETC,MX THK OV 1.5 NOV 7.5	T	701	481,328
	BRAZIL		31	29,171
	CHINA,PEOPLE'S REP.(MAINLAND)		396	168,175
	ITALY		220	242,116
	SPAIN		54	41,866
6802930060	GRANITE, MNTL/BLDG,CT SZ,ETC, OV 7.5 CM THCK,NESOI	T	38	58,895
	ITALY		24	36,028
	SPAIN		14	22,867
6802930090	GRANITE, NESOI	T	124	74,936
	ITALY		58	27,017
	MEXICO		44	32,385
	SPAIN		22	15,534
6802990030	OTHER STONE MONUMENTS, BASES AND MARKERS	T	39	24,671
	COLOMBIA		37	16,295
	ITALY		1	4,190
	VENEZUELA		1	4,186
6802990060	OTHER STONE, NESOI	T	2,029	967,601
	BELGIUM		31	17,754
	CHINA,PEOPLE'S REP.(MAINLAND)		37	42,217
	COLOMBIA		9	3,567
	DOMINICAN REPUBLIC		1,024	151,673
	GERMANY		1	14,000
	ITALY		606	542,842
	MEXICO		154	76,288
	SPAIN		167	119,260
6803001000	ROOFING SLATE	M2	2,623	30,030
	MEXICO		2,623	30,030
6803005000	SLATE, NESOI	X		20,693
	BRAZIL			7,793
	SPAIN			12,900
6804100000	MILLSTONES AND GRINDSTONES FOR MILLNG GRNDG PLPNG	NO	27,678	55,352
	AUSTRIA		27,648	53,312
	SPAIN		30	2,040
6804210000	OTH MLLSTNS ETC OF AGGLM SYNTHTC OR NAT DIAMOND	NO	40	9,873
	INDIA		30	3,150
	ITALY		10	6,723
6804221000	GRNDNG WHEELS ETC OF AGGLM ABRS PND W SYNTH RESINS	KG	33,636	154,781
	AUSTRIA		25,912	126,462
	GERMANY		7,724	28,319
6804224000	ABRASIVE WHEELS OF AGGLOM ABRSVS OR OF CERAMICS	X		169,804
	ARGENTINA			10,603
	AUSTRIA			2,548
	BRAZIL			7,369

TABLE - 2 IMPORTS INTO PUERTO RICO FROM FOREIGN COUNTRIES
BY COMMODITY AND COUNTRY OF ORIGIN-FISCAL YEAR 2001

COMM CODE	DESCRIPTION AND COUNTRY	UNIT	QUANTITY	VALUE - $
	CHINA,PEOPLE'S REP.(MAINLAND)			78,832
	ITALY			5,507
	SPAIN			30,292
	THAILAND			34,653
6804226000	GRINDSTONES ETC OF AGGLOM ABRSVS O CERAMICS NESOI	X		86,864
	AUSTRIA			63,513
	CHINA (TAIWAN)			7,314
	ITALY			3,497
	SPAIN			12,540
6804230000	OTHR MILLSTNES GRNDSTNS ETC OF NATURAL STONE	NO	2,376	6,708
	SPAIN		2,376	6,708
6804300000	HAND SHARPENING OR POLISHING STONES	NO	20	2,643
	JAPAN		20	2,643
6805100000	ABRASVS ON A BASE OF WOVEN TEXTILE FABRIC ONLY	KG	6,591	47,297
	BRAZIL		2,026	13,140
	REPUBLIC OF KOREA		4,565	34,157
6805200000	ABRASIVES ON A BASE OF PAPER OR PAPERBOARD ONLY	KG	51,531	247,854
	BRAZIL		43,804	173,883
	PORTUGAL		7,727	73,971
6805301000	ABRSV CTD ARTS IN SHTS STR DSCS BLTS ETC	KG	50,089	194,782
	BRAZIL		35,054	69,719
	GERMANY		140	4,166
	PORTUGAL		14,895	120,897
6805305000	ABRASIVE ARTICLES NESOI	KG	5,799	38,784
	MEXICO		5,594	33,419
	PORTUGAL		205	5,365
6806900020	MIXTURES AND ARTICLES OF MOLDED CALCIUM SILICATE	X		160,178
	DENMARK			160,178
6806900090	MXTRS A ARTCLS OF HEAT/SND ABS O INS MNRL MTRL,NES	X		25,076
	MEXICO			25,076
6807100000	ARTICLES OF ASPHALT OR SIMILAR MATERIALS IN ROLLS	KG	4,050,014	2,102,100
	ARGENTINA		18,225	7,673
	COLOMBIA		19,305	13,112
	ITALY		706,900	394,161
	SAUDI ARABIA		60,844	24,289
	SPAIN		1,529,201	1,104,745
	URUGUAY		47,407	10,232
	VENEZUELA		1,668,132	547,888
6807900010	ROOFING AND SIDING OF ASPHALT, OR SIMILAR MATERIAL	KG	2,773,282	1,191,773
	BRAZIL		63,000	201,390
	CHILE		32,000	16,632
	MEXICO		455,167	219,830
	SAUDI ARABIA		20,740	22,726
	SPAIN		13,613	7,110
	VENEZUELA		2,188,762	724,085
6809110000	PLSTR BRDS ETC NT ORNA, FCD W PPR O PPRBRD ONLY	KG	146,364	45,714
	COLOMBIA		40,430	11,570
	COSTA RICA		105,934	34,144
6809190000	PLSTER BOARDS PANELS ETC NOT ORNAMENTED NESOI	X		86,414
	CANADA			86,414
6809900000	OTHR ARTCLS OF PLASTER OR O CMPSTNS BS PLS NESOI	X		358,365
	CANADA			61,500
	CHINA,PEOPLE'S REP.(MAINLAND)			53,572
	COLOMBIA			30,542
	INDONESIA			2,904
	ITALY			23,644
	MEXICO			91,810
	PANAMA			4,214
	SPAIN			90,179
6810110000	BLDG BLCKS A BRCKS OF CMNT CNCRT ART ST W O N REIN	X		76,277
	DOMINICAN REPUBLIC			13,792
	SPAIN			62,485
6810191200	AGGLOMERATED MARBLE-CEMENT FLOOR AND WALL TILES	M2	55,021	786,433
	DOMINICAN REPUBLIC		11,995	116,170
	ITALY		25,656	381,561
	PORTUGAL		14,329	244,587

TABLE - 2 IMPORTS INTO PUERTO RICO FROM FOREIGN COUNTRIES
BY COMMODITY AND COUNTRY OF ORIGIN-FISCAL YEAR 2001

COMM CODE	DESCRIPTION AND COUNTRY	UNIT	QUANTITY	VALUE - $
	SPAIN		3,041	44,115
6810191400	FLR/WALL TLS,CMNT,CONCRTE,ARTFCL STN NT AGGLM MRBL	M2	14,753	290,610
	DOMINICAN REPUBLIC		2,393	13,020
	ITALY		6,245	175,041
	PORTUGAL		1,400	21,910
	SPAIN		4,715	80,639
6810195000	ARTCLS NESOI OF CMNT CNCRT OR ARTFCL STONE	X		13,257
	DOMINICAN REPUBLIC			11,098
	PANAMA			2,159
6810990000	OTHR ARTS NESOI OF CMNT ETC	X		637,369
	CANADA			139,305
	CHINA,PEOPLE'S REP.(MAINLAND)			95,314
	COLOMBIA			14,762
	COSTA RICA			294,563
	HONDURAS			24,566
	SPAIN			68,859
6811200000	OTHR SHTS PANLS TILES ETC NESOI OF ASBST CMNT ETC	KG	580,566	190,364
	COLOMBIA		456,978	132,295
	MEXICO		18,320	7,775
	VENEZUELA		105,268	50,294
6812900020	GASKETS, PACKING AND SEALS OF ASBESTOS	KG	763	9,721
	CHINA (TAIWAN)		763	9,721
6813100050	BRK LNGS A PADS ASBSTS ETC INCL CMB W TX O OTH MAT	X		19,940
	BRAZIL			11,584
	REPUBLIC OF KOREA			8,356
6815200000	ARTICLES OF PEAT	X		2,279
	CANADA			2,279
6815992000	TLC STEA A SPSTN CUT OR SAWED ETC	KG	3,000	10,200
	JAPAN		3,000	10,200
6815994000	ARTCLS OF STONE OR OTH MINRL SBSTNCS NESOI	X		139,448
	INDIA			2,011
	MEXICO			137,437
	CERAMIC PRODUCTS	TOTAL		65,808,109
6902101000	MAGNESITE BRICKS	THS	1,094	406,846
	GERMANY		1,094	406,846
6902201020	REFRACT BRICKS OV 50 PCT SILICA/ALUMINA EX AL BRCK	THS	17	134,247
	MEXICO		17	134,247
6902205010	ALUMINA BLOCKS, TILES A SIM CONSTRUC GDS EX BRICKS	T	1	2,085
	UNITED KINGDOM OF GT BRITAIN		1	2,085
6902901020	NONCLAY REFRACTORY BRICKS NESOI	THS	11	9,485
	PANAMA		10	4,147
	SWEDEN		1	5,338
6902905010	BLOCKS, TILES ETC OF CLAY NESOI EXC BRICKS	T	30	24,868
	DOMINICAN REPUBLIC		2	6,575
	SPAIN		28	18,293
6903100000	OTH REFRAC CERAMIC GDS W GRAPHITE/CARBON OV 50PCT	KG	17	2,612
	GERMANY		17	2,612
6903200000	OTH REFRAC CERAM GDS NES ALUMINA/SILICA OV 50 PCT	KG	769	5,461
	UNITED KINGDOM OF GT BRITAIN		769	5,461
6903900050	OTH REFRACTORY CERAMIC GOODS NESOI, NONCLAY	KG	145,757	25,200
	INDONESIA		145,757	25,200
6904900000	CERAMIC FLOORING BLOCKS, SUPPRT OR FILLR TILE ETC	X		23,013
	DOMINICAN REPUBLIC			17,140
	PANAMA			5,873
6905100000	ROOFING TILES, CERAMIC	M2	635,970	1,041,875
	ARGENTINA		5,488	42,634
	BRAZIL		896	3,254
	COLOMBIA		5,135	56,750
	FRANCE		837	4,126
	ITALY		94,331	180,431
	SPAIN		519,279	728,098
	VENEZUELA		10,004	26,582
6905900050	CERAMIC CONSTRUC GOODS, NESOI, NOT HEAT INSULATING	X		13,634
	SPAIN			7,833

TABLE - 2 IMPORTS INTO PUERTO RICO FROM FOREIGN COUNTRIES
BY COMMODITY AND COUNTRY OF ORIGIN-FISCAL YEAR 2001

COMM CODE	DESCRIPTION AND COUNTRY	UNIT	QUANTITY	VALUE - $
	VENEZUELA			5,801
6906000000	CERAMIC PIPES, CONDUITS, GUTTERING A PIPE FITTINGS	KG	1,129	8,861
	SPAIN		1,129	8,861
6907900010	UNGLAZED CERAMIC TILES, SURFACE AREA 30 CM OR MORE	M2	11,693	60,106
	ITALY		7,755	44,991
	SPAIN		3,938	15,115
6907900050	OTHER UNGLAZED CERAMIC FLAGS, PAVING, ETC. NESOI	M2	445,560	4,019,205
	ARGENTINA		2,478	17,091
	BRAZIL		2,570	7,552
	COLOMBIA		22,738	155,352
	ITALY		365,897	3,506,076
	MEXICO		8,053	40,064
	SPAIN		38,343	270,506
	TURKEY		1,160	6,380
	VENEZUELA		4,321	16,184
6908101000	GLZD CERAM TILES CUBES ETC LT 7CM, LT 3229/SQ M SE	M2	16,207	55,872
	ARGENTINA		4,855	17,462
	ITALY		1,824	7,296
	SPAIN		9,528	31,114
6908102000	GLZD CERAM TILES, CUBES ETC LT 7CM LT 38.7 CM2 NES	M2	52,794	364,365
	BRAZIL		2,673	8,663
	INDONESIA		36,780	262,390
	ITALY		560	2,432
	SPAIN		10,405	51,644
	THAILAND		2,376	39,236
6908105000	GLZD CERAM TILES, CUBES ETC LT 7CM, 38.7CM2 OM NES	M2	319,179	1,783,823
	ARGENTINA		10,867	64,202
	BRAZIL		38,545	118,055
	DOMINICAN REPUBLIC		2,687	26,047
	ECUADOR		31,656	124,961
	INDONESIA		3,403	27,414
	ITALY		27,726	402,797
	MEXICO		75	7,125
	SPAIN		200,020	998,900
	THAILAND		4,200	14,322
6908900010	GLAZED CERAMIC TILES, SURFACE AREA OF 30 CM OR OVR	M2	946,149	3,958,743
	ARGENTINA		33,832	133,538
	BRAZIL		129,571	436,879
	CHINA (TAIWAN)		2,007	18,960
	COLOMBIA		5,232	25,288
	COSTA RICA		3,802	10,264
	DOMINICAN REPUBLIC		2,624	5,287
	INDONESIA		17,531	79,248
	ITALY		111,645	472,685
	SPAIN		597,291	2,565,560
	THAILAND		16,483	68,085
	TURKEY		9,111	47,835
	UNITED ARAB EMIRATES		2,464	17,248
	URUGUAY		13,141	69,708
	VENEZUELA		1,415	8,158
6908900050	OTHER GLAZED CERAMIC FLAGS, PAVING, ETC, NESOI	M2	9,137,115	40,456,409
	ARGENTINA		216,402	797,253
	BRAZIL		2,024,744	7,263,812
	CHILE		2,956	13,956
	CHINA (TAIWAN)		48,910	368,200
	CHINA,PEOPLE'S REP.(MAINLAND)		6,774	21,793
	COLOMBIA		390,909	1,755,159
	COSTA RICA		842	3,164
	DOMINICAN REPUBLIC		102,547	480,425
	ECUADOR		140,720	580,959
	FRANCE		5,919	28,186
	GERMANY		962	11,221
	INDONESIA		117,735	329,480
	ITALY		1,630,897	9,417,775
	JAPAN		3,980	32,169
	MALAYSIA		10,365	110,076

TABLE - 2 IMPORTS INTO PUERTO RICO FROM FOREIGN COUNTRIES
BY COMMODITY AND COUNTRY OF ORIGIN-FISCAL YEAR 2001

COMM CODE	DESCRIPTION AND COUNTRY	UNIT	QUANTITY	VALUE - $
	MEXICO		77,102	279,705
	PERU		54,123	224,264
	PORTUGAL		31,429	146,392
	REPUBLIC OF KOREA		2,231	36,618
	SPAIN		3,988,167	17,460,706
	THAILAND		109	9,405
	TURKEY		133,879	504,993
	UNITED ARAB EMIRATES		30,716	118,642
	UNITED KINGDOM OF GT BRITAIN		2,091	11,152
	URUGUAY		37,824	131,999
	VENEZUELA		74,782	318,905
6909112000	MACHINERY PARTS OF PORCELAIN OR CHINA	X		13,997
	COLOMBIA			13,997
6909900000	CERAMIC RECEPTCLS FR AGRIC A FOR CONVEY/PACK GOODS	X		21,010
	DOMINICAN REPUBLIC			21,010
6910100005	WATER CLOSET BOWLS FLUSHOMETR TYPE, PORCLN O CHINA	NO	13,541	424,687
	BRAZIL		159	2,864
	CHINA,PEOPLE'S REP.(MAINLAND)		300	3,795
	COLOMBIA		620	14,480
	DOMINICAN REPUBLIC		306	13,354
	VENEZUELA		12,156	390,194
6910100010	WATER CLOSET BOWLS W TANKS IN 1 PC, PORCLN O CHINA	NO	7,099	242,957
	CHINA,PEOPLE'S REP.(MAINLAND)		240	8,810
	COLOMBIA		736	26,620
	DOMINICAN REPUBLIC		2,724	93,731
	MEXICO		417	12,744
	URUGUAY		762	21,611
	VENEZUELA		2,220	79,441
6910100015	FLUSH TANKS OF PORCELAIN OR CHINA	NO	23,298	279,395
	BRAZIL		148	2,594
	CHINA,PEOPLE'S REP.(MAINLAND)		1,110	16,656
	COLOMBIA		212	2,442
	ECUADOR		1,414	30,504
	MEXICO		608	11,336
	PERU		1,128	15,510
	VENEZUELA		18,678	200,353
6910100020	OTHER WATER CLOSET BOWLS, PORCELAIN OR CHINA NESOI	NO	20,315	432,677
	DOMINICAN REPUBLIC		1,248	52,582
	ECUADOR		1,030	16,233
	MEXICO		560	9,751
	VENEZUELA		17,477	354,111
6910100030	SINKS AND LAVATORIES OF PORCELAIN OR CHINA	NO	46,467	884,598
	BRAZIL		208	4,487
	CHINA,PEOPLE'S REP.(MAINLAND)		2,320	21,439
	COLOMBIA		1,784	20,084
	DOMINICAN REPUBLIC		3,383	99,251
	ECUADOR		610	8,962
	ITALY		20	3,646
	MEXICO		525	9,258
	PERU		1,128	10,998
	REPUBLIC OF KOREA		918	32,386
	SPAIN		53	3,238
	URUGUAY		762	21,611
	VENEZUELA		34,756	649,238
6910100050	SANITARY FIXTURES OF PORCELAIN OR CHINA, NESOI	NO	27,477	415,366
	BRAZIL		334	5,730
	CHINA,PEOPLE'S REP.(MAINLAND)		3,873	30,540
	COLOMBIA		1,264	20,704
	DOMINICAN REPUBLIC		2,634	72,961
	ECUADOR		454	9,737
	GERMANY		6	2,256
	MEXICO		3,640	36,175
	REPUBLIC OF KOREA		520	18,781
	SPAIN		17	2,247
	VENEZUELA		14,735	216,235
6910900000	CERAMIC SANITARY FIXTURES OTH THN OF PORCLN/CHINA	NO	251,974	4,083,696

TABLE - 2 IMPORTS INTO PUERTO RICO FROM FOREIGN COUNTRIES
BY COMMODITY AND COUNTRY OF ORIGIN-FISCAL YEAR 2001

COMM CODE	DESCRIPTION AND COUNTRY	UNIT	QUANTITY	VALUE - $
	CHILE		10,960	193,061
	CHINA,PEOPLE'S REP.(MAINLAND)		13,600	24,296
	COLOMBIA		45,753	411,693
	COSTA RICA		846	21,976
	DOMINICAN REPUBLIC		11,400	286,784
	ECUADOR		21,029	321,398
	GERMANY		33	14,626
	MEXICO		87,973	1,734,970
	PERU		20,100	291,835
	REPUBLIC OF KOREA		151	11,675
	SPAIN		10,377	266,908
	URUGUAY		10,915	208,956
	VENEZUELA		18,837	295,518
6911101000	PRCLAN O CHNA HOTL/RSTRNT TBL/KTCHWR, NOT HHLD WRE	DPC	1,283	26,551
	ARGENTINA		282	3,996
	GERMANY		937	14,466
	UNITED KINGDOM OF GT BRITAIN		64	8,089
6911102500	TABLE A KITCHENWARE, BONE CHINA, OV $31.50 DOZ PC.	DPC	110	16,970
	UNITED KINGDOM OF GT BRITAIN		110	16,970
6911103550	OTH PORCLN/CHNA TABL/KIT WARE NOT OV $56/12-PC SET	DPC	8	3,658
	MEXICO		8	3,658
6911104100	STEINS W PEWTR LIDS, SALT A PEPPERS ETC PORCLN/CHN	DPC	12,316	38,368
	CHINA,PEOPLE'S REP.(MAINLAND)		12,316	38,368
6911104500	MUGS A OTH STEINS NESOI, OF PORCELAIN OR CHINA	DPC	1,323	5,691
	CHINA,PEOPLE'S REP.(MAINLAND)		1,323	5,691
6911105200	PORCLN/CHNA NT IN SETS, SPCFD PRICES NOV $180 DOZ.	DPC	299	11,146
	CHINA,PEOPLE'S REP.(MAINLAND)		200	2,760
	TURKEY		91	6,215
	UNITED KINGDOM OF GT BRITAIN		8	2,171
6911105800	PORCLN/CHNA NT IN SETS, HH, SPFD PRICE PER DOZ	DPC	965	58,841
	FRANCE		365	53,281
	GERMANY		600	5,560
6911108010	TBL/KTCHNWR FOOD O DRNK CNTCT PORC/CHNA NT IN SETS	DPC	50,401	285,346
	CHINA,PEOPLE'S REP.(MAINLAND)		50,383	279,204
	FRANCE		18	6,142
6911108090	TABL/KITCHNWR PORCLN/CHNA NOT AVAIL IN SETS NESOI	DPC	5,010	8,270
	CHINA,PEOPLE'S REP.(MAINLAND)		5,010	8,270
6911900010	TOILET ARTICLES OF PORCELAIN OR CHINA	X		39,647
	CHINA (TAIWAN)			10,970
	CHINA,PEOPLE'S REP.(MAINLAND)			25,776
	SPAIN			2,901
6911900050	HOUSEHOLD ARTICLES OF PORCELAIN OR CHINA, NESOI	X		2,688
	CHINA,PEOPLE'S REP.(MAINLAND)			2,688
6912001000	EARTHENWARE TABLE/KITCH WARE, GLZD, BROWN/BLACK	DPC	54,876	209,953
	CHINA,PEOPLE'S REP.(MAINLAND)		54,876	209,953
6912002000	CRMC TBL/KTCHN WR HOTL/RSTRNT EX PROC/CHN, NOT HH	DPC	1,175	9,930
	CHINA,PEOPLE'S REP.(MAINLAND)		1,008	2,822
	UNITED KINGDOM OF GT BRITAIN		167	7,108
6912003510	CERAM TABL/KITCH WARE NT OV $38/12-PLC SET NT P/CN	DPC	628	35,932
	CHINA,PEOPLE'S REP.(MAINLAND)		628	35,932
6912003550	OTHR CERAM TABL/KITWR NT OV $38/12-PLC SET NT P/CN	DPC	28,176	111,142
	CHINA,PEOPLE'S REP.(MAINLAND)		28,176	111,142
6912004100	CERAM STEINS W LIDS, SALT A PEPPERS ETC NT POR/CHN	DPC	2,951	40,502
	CHINA,PEOPLE'S REP.(MAINLAND)		2,951	40,502
6912004400	CERAMIC MUGS A STEINS NESOI NT PORCELAIN OR CHINA	DPC	21,459	45,546
	CHINA,PEOPLE'S REP.(MAINLAND)		21,395	43,273
	SPAIN		64	2,273
6912004500	CERAMIC TABLWR NT SETS NT PORC/CHN AT SPEC PRICES	DPC	6,651	23,596
	CHINA,PEOPLE'S REP.(MAINLAND)		6,516	16,658
	ECUADOR		106	4,133
	GERMANY		29	2,805
6912004810	OTH TBL/KTCHWR FOOD O DRNK NT PORC/CHNA NT IN SETS	DPC	176,756	808,973
	BRAZIL		5,244	25,624
	CHINA,PEOPLE'S REP.(MAINLAND)		167,307	740,831
	COLOMBIA		2,140	24,738
	ITALY		7	2,822

TABLE - 2 IMPORTS INTO PUERTO RICO FROM FOREIGN COUNTRIES
BY COMMODITY AND COUNTRY OF ORIGIN-FISCAL YEAR 2001

COMM CODE	DESCRIPTION AND COUNTRY	UNIT	QUANTITY	VALUE - $
	REPUBLIC OF KOREA		17	2,110
	SPAIN		1,935	5,238
	UNITED KINGDOM OF GT BRITAIN		106	7,610
6912004890	OTH TABL/KITCHNWR NT PORC/CHNA, NT IN SETS, NESOI	DPC	2,037	69,426
	CHINA,PEOPLE'S REP.(MAINLAND)		2,037	69,426
6912005000	CERAMIC HOUSEHOLD A TOILET ARTICLS NT PORC NT TBLW	X		136,324
	CHINA,PEOPLE'S REP.(MAINLAND)			73,208
	SPAIN			8,154
	TURKEY			3,654
	UNITED KINGDOM OF GT BRITAIN			51,308
6913101000	PORCELAIN OR CHINA STATUES A HANDMADE FLOWERS	X		872,677
	GERMANY			2,926
	ITALY			13,269
	SPAIN			856,482
6913105000	ORNAMNTL ARTCLS NESOI, PORCELAIN OR CHINA NT BONE	DPC	48,661	1,371,606
	CHINA (TAIWAN)		1,910	15,972
	CHINA,PEOPLE'S REP.(MAINLAND)		42,238	625,594
	GERMANY		33	16,176
	GUATEMALA		833	10,600
	HONG KONG		1,246	65,958
	ITALY		1,706	8,853
	SPAIN		695	628,453
6913901000	CERAMIC STATUES A HNDMD FLOWERS NOT PORCLN/CHINA	X		15,654
	GERMANY			8,328
	SPAIN			7,326
6913902000	ORNMNTL ARTCLS OF CERAMC TILE, NT PORCLN OR CHINA	X		52,302
	CHINA,PEOPLE'S REP.(MAINLAND)			22,478
	MEXICO			6,929
	SPAIN			22,895
6913903000	ORNMNTL ARTCLS OF EARTHNWR RED-BODY W BRWN/BLCK GL	DPC	3,723	47,586
	COLOMBIA		40	2,914
	DOMINICAN REPUBLIC		3,673	26,624
	MEXICO		10	18,048
6913905000	ORNAMENTAL CERAMIC ARTICLES NESOI	X		1,920,374
	ARGENTINA			52,394
	CHINA,PEOPLE'S REP.(MAINLAND)			589,143
	COLOMBIA			38,826
	DOMINICAN REPUBLIC			174,736
	GERMANY			3,371
	GUATEMALA			37,950
	HONG KONG			12,869
	ITALY			208,329
	JAPAN			7,440
	MALAYSIA			3,051
	MEXICO			484,201
	PERU			9,109
	PORTUGAL			29,871
	SPAIN			155,030
	UNITED KINGDOM OF GT BRITAIN			5,045
	VENEZUELA			109,009
6914108000	OTHER ARTICLES OF PORCELAIN OR CHINA, NESOI	X		67,782
	CHINA,PEOPLE'S REP.(MAINLAND)			67,782
6914908000	CERAMIC ARTICLES NESOI	X		276,535
	CHINA,PEOPLE'S REP.(MAINLAND)			107,091
	COLOMBIA			8,739
	DOMINICAN REPUBLIC			3,972
	ECUADOR			3,125
	GUATEMALA			21,420
	INDIA			3,626
	ITALY			2,305
	MEXICO			60,725
	MOROCCO			2,254
	PERU			24,025
	SPAIN			11,191
	TURKEY			4,381
	UNITED KINGDOM OF GT BRITAIN			17,304

TABLE - 2 IMPORTS INTO PUERTO RICO FROM FOREIGN COUNTRIES
BY COMMODITY AND COUNTRY OF ORIGIN-FISCAL YEAR 2001

COMM CODE	DESCRIPTION AND COUNTRY	UNIT	QUANTITY	VALUE - $
	VENEZUELA			6,377
	GLASS AND GLASSWARE	TOTAL		21,690,660
7001005000	CULLET AND OTHER WASTE AND SCRAP OF GLASS	KG	6,985,104	404,278
	CANADA		6,985,104	404,278
7003120000	NONWIRED SHEETS OF CAST/RLD GLASS, BODY TINTD ETC	M2	34,856	322,273
	CHINA (TAIWAN)		1,194	16,702
	COLOMBIA		27,170	225,788
	MEXICO		536	8,317
	VENEZUELA		5,956	71,466
7003190000	CAST OR ROLLED GLASS IN NONWIRED SHEETS, NESOI	M2	52,305	760,710
	BRAZIL		3,349	10,213
	GERMANY		236	11,740
	MEXICO		48,720	738,757
7004202010	DRWN/BLWN GLS,RECT SHTS<5MM THK,NT ABS/REF/NON-REF	M2	3,774	18,579
	NETHERLANDS		3,774	18,579
7004202020	DRWN/BLWN GLS,REC SHTS=>5MM THK,NT ABS/REF/NON-REF	M2	87,214	932,590
	ARGENTINA		11,798	29,844
	BRAZIL		1,531	5,773
	CHINA (TAIWAN)		1,292	21,210
	GERMANY		3,780	30,906
	MEXICO		53,063	755,548
	NETHERLANDS		2,457	26,471
	SPAIN		13,293	62,838
7004905000	OTH DRWN/BLOWN GLASS NESOI, NONRECT, NT TINTD ETC	M2	1,956	7,119
	MEXICO		1,956	7,119
7005108000	FLOAT GLASS ETC NONWRD SHTS W ABS/REFL LAYER NESOI	M2	4,331	3,249
	DOMINICAN REPUBLIC		4,331	3,249
7005211030	FLOAT GLS ETC NONWRD SHTS 5-10MM THK TINTD NT ABSB	M2	150,619	541,168
	ARGENTINA		5,965	20,263
	BELGIUM		6,140	45,406
	CANADA		1,540	5,717
	MEXICO		125,774	391,582
	NETHERLANDS		11,200	78,200
7005290850	FLOAT GLS ETC NONWRD LT 10MM TH .26-.65SM NESOI	M2	3,219	28,088
	INDONESIA		695	15,897
	MEXICO		2,524	12,191
7005291450	FLOAT GLS ETC OV .65 M2, 5-UN 10MM THK,LIQ CRYST D	M2	44,564	326,993
	ARGENTINA		2,212	7,022
	BRAZIL		7,200	37,843
	MEXICO		26,052	163,423
	NETHERLANDS		7,900	111,563
	SPAIN		1,200	7,142
7005291810	FLOAT GLS ETC NONWRD SHT LT 5MM TH OV .65SM NESOI	M2	2,042	11,830
	NETHERLANDS		2,042	11,830
7005291850	OTHR FLT GLSS ETC NWRD OV .65M2, 5-UN 10MM THK,NES	M2	24,703	170,172
	ARGENTINA		2,740	6,858
	CHINA,PEOPLE'S REP.(MAINLAND)		2,696	31,204
	GERMANY		3,940	28,866
	MEXICO		10,194	68,817
	NETHERLANDS		5,133	34,427
7005292500	FLOAT GLS ETC NONWRD SHT 10MM THK OR MOR NESOI	M2	3,435	130,678
	CHINA,PEOPLE'S REP.(MAINLAND)		2,388	103,526
	COLOMBIA		572	18,982
	MEXICO		475	8,170
7005300000	FLOAT GLS ETC, WIRED SHTS, W OR WO ABSB LAYER UNWK	M2	1,800	10,019
	ARGENTINA		1,800	10,019
7007110010	TOUGHND SAFTY GLS SIZE A SHAPE FR MTR VHCLS CHPT87	M2	1,897	67,552
	COLOMBIA		121	2,363
	JAPAN		932	46,107
	REPUBLIC OF KOREA		844	19,082
7007190000	TOUGHNED SAFETY GLASS, NOT FOR VEHICULAR USE	M2	71,008	264,814
	BELGIUM		6,399	44,473
	CHINA,PEOPLE'S REP.(MAINLAND)		835	15,646
	CZECH REPUBLIC		51,487	24,378

TABLE - 2 IMPORTS INTO PUERTO RICO FROM FOREIGN COUNTRIES
BY COMMODITY AND COUNTRY OF ORIGIN-FISCAL YEAR 2001

COMM CODE	DESCRIPTION AND COUNTRY	UNIT	QUANTITY	VALUE - $
	NETHERLANDS		11,734	80,714
	UNITED KINGDOM OF GT BRITAIN		553	99,603
7007211010	LAMINTD SAFTY GLSS WNDHLDS FR MTR VHCLS OF CHP 87	M2	147,280	1,498,774
	CHINA (TAIWAN)		3,448	112,934
	CHINA,PEOPLE'S REP.(MAINLAND)		25,700	311,689
	COLOMBIA		1,564	44,433
	GERMANY		96	2,652
	HONG KONG		64,433	530,267
	JAPAN		118	10,805
	MEXICO		4,952	107,039
	VENEZUELA		46,969	378,955
7007211090	LAMNTD SAFTY GLS WNDSHLDS F ARCFT,SPCFT,VSLS,NESOI	M2	3,717	38,558
	JAPAN		22	2,091
	MEXICO		1,095	7,295
	NETHERLANDS		2,600	29,172
7007215000	LAMINATED SAFETY GLASS FOR VEHCLS, EXC WINDSHIELDS	M2	3,276	16,278
	REPUBLIC OF KOREA		2,648	14,133
	VENEZUELA		628	2,145
7007290000	LAMINATED SAFETY GLASS, NOT FOR VEHICULAR USE	X		745,456
	BELGIUM			15,483
	BRAZIL			4,266
	CHINA,PEOPLE'S REP.(MAINLAND)			81,405
	GERMANY			21,034
	HONG KONG			17,076
	INDONESIA			15,068
	MEXICO			197,858
	NETHERLANDS			376,462
	SPAIN			16,804
7009100000	REAR-VIEW MIRRORS FOR VEHICLES	NO	12,809	146,331
	CHINA (TAIWAN)		10,737	90,397
	JAPAN		1,097	38,695
	REPUBLIC OF KOREA		975	17,239
7009911000	GLASS MIRRORS, UNFRMD, NOV 929SQ CM REFCT AREA NES	CM2	1,218,494	144,892
	GERMANY		3,307	23,743
	ITALY		35,997	2,496
	MEXICO		1,179,190	118,653
7009915000	GLASS MIRRORS, UNFRMD, OVER 929SQ CM REFLC AREA	CM2	139,742,190	1,069,999
	BELGIUM		8,561,752	89,836
	BRAZIL		850,063	4,555
	CHINA,PEOPLE'S REP.(MAINLAND)		4,064,424	35,485
	CZECH REPUBLIC		1,089,330	26,527
	GERMANY		21,657,648	161,773
	INDONESIA		52,328,855	49,854
	ITALY		750,000	2,531
	MEXICO		49,889,047	603,408
	NETHERLANDS		551,063	93,994
	TURKEY		8	2,036
7009921000	GLASS MIRRORS, FRAMED, NOV 929SQ CM REFLC AREA NES	CM2	27,972,609	410,749
	BRAZIL		50,640	9,817
	CANADA		86,369	3,947
	CHINA,PEOPLE'S REP.(MAINLAND)		19,290,781	78,643
	GERMANY		2,400	19,775
	HONG KONG		3,750,900	20,947
	ITALY		4,613	29,914
	MEXICO		2,973	16,371
	PERU		15,735	6,638
	SPAIN		4,768,198	224,697
7009925000	GLASS MIRRORS, FRAMED, OVER 929SQ CM REFLCTNG AREA	CM2	59,354,288	703,476
	BELGIUM		522,315	2,326
	BRAZIL		5,487,896	127,944
	CHINA (TAIWAN)		4,081,695	15,447
	CHINA,PEOPLE'S REP.(MAINLAND)		8,845,092	210,054
	HONG KONG		157,320	6,766
	INDIA		5,750,000	2,949
	INDONESIA		976,013	33,468
	ITALY		3,148,711	41,546

TABLE - 2 IMPORTS INTO PUERTO RICO FROM FOREIGN COUNTRIES
BY COMMODITY AND COUNTRY OF ORIGIN-FISCAL YEAR 2001

COMM CODE	DESCRIPTION AND COUNTRY	UNIT	QUANTITY	VALUE - $
	MALAYSIA		602,000	44,450
	MEXICO		17,300,153	34,963
	MOROCCO		5,310,000	5,258
	PERU		2,014	10,054
	PHILIPPINES		120,000	2,458
	SPAIN		7,051,079	165,793
7010100000	AMPOULES, GLASS, FOR CONVEYANCE OR PACKNG OF GOODS	GRS	10,324	84,701
	CANADA		320	15,053
	FRANCE		10,004	69,648
7010202000	GLASS STOPPERS,LIDS,OTHR CLOSURES,AUTOMATIC MACHND	GRS	3,542	57,542
	FRANCE		33	7,513
	MEXICO		3,509	50,029
7010910500	GLASS SERM BTTLS, VIALS, PHRMCTL CNTRS, OV 1 LITER	GRS	7,225	47,597
	FRANCE		7,225	47,597
7010912000	GLASS PERF/TOILT, ETC, AUTOMTC MCHND, OVER 1 LITER	GRS	23	14,441
	FRANCE		23	14,441
7010915060	OTH GLASS CONTNRS HOLDNG OV 1 LIT, MOUTH < 38MM OD	GRS	178	5,809
	SPAIN		178	5,809
7010920500	GLASS SRM BTTLS,VIALS,PHARMACT CONTNRS,OV.33-1 LTR	GRS	1,180	9,895
	PANAMA		1,180	9,895
7010922000	GLASS PERF/TOILTR, ETC, AUTOM MACHND,OV 0.33-1 LTR	GRS	4,027	77,527
	COLOMBIA		1,764	18,522
	FRANCE		458	40,425
	PANAMA		1,805	18,580
7010925010	OTH GLASS CONTNRS W/WO CLSRS WIDE MTH OV 0.473-1 L	GRS	17,600	322,917
	COLOMBIA		3,305	11,528
	ITALY		943	15,968
	MEXICO		428	10,022
	PANAMA		6,851	103,961
	SPAIN		6,073	181,438
7010925015	OTH GLASS CONTNRS W/WO CLRS WIDE MTH OV 0.33-0.473	GRS	24,794	537,668
	COLOMBIA		1,455	16,685
	ITALY		11,105	188,299
	PANAMA		1,233	21,603
	PERU		1,042	24,445
	TRINIDAD @ TOBAGO		9,859	273,676
	VENEZUELA		100	12,960
7010925065	OTH GLASS CONTNRS W/WO CLSRS NT WD MTH OV .473-1 L	GRS	7,670	342,537
	FRANCE		33	11,856
	MEXICO		4,604	277,458
	PANAMA		3,033	53,223
7010925090	OTH GLASS CONTNRS W/WO CLSRS NT WD MTH OV .33-.473	GRS	10,559	180,110
	COSTA RICA		6,366	19,090
	GERMANY		288	7,939
	MEXICO		2,105	97,431
	VENEZUELA		1,800	55,650
7010935060	OTH GLASS CONTNRS W/WO CLSRS NT WD MTH OV .15-.33	GRS	417	6,439
	GUATEMALA		417	6,439
7010940500	GLASS SRM BTTLS,VIALS, PHARM CNTRS, NOV 0.15 LITER	GRS	128,550	1,485,145
	FRANCE		14,250	380,210
	IRELAND		288	8,036
	ITALY		586	26,306
	MEXICO		52,096	498,733
	SWITZERLAND		61,274	567,066
	UNITED KINGDOM OF GT BRITAIN		56	4,794
7010942000	GLASS PERFM/TLTRY,ETC,AUTOMAT MACHND, NOV 0.15 LTR	GRS	22,832	1,775,859
	BELGIUM		2,709	186,800
	FRANCE		19,837	1,568,632
	UNITED KINGDOM OF GT BRITAIN		286	20,427
7010943000	GLASS PRFM/TLTRY CNTRS, ETC, NOV 0.15 LITER, NESOI	GRS	12,995	164,952
	BELGIUM		67	4,620
	FRANCE		516	21,741
	GERMANY		96	5,146
	ITALY		11,350	81,425
	MEXICO		966	52,020
7010945030	OTH GLASS CNTNRS W//WO CLRS NT WD MTH OV .118-0.15	GRS	456	18,806

TABLE - 2 IMPORTS INTO PUERTO RICO FROM FOREIGN COUNTRIES
BY COMMODITY AND COUNTRY OF ORIGIN-FISCAL YEAR 2001

COMM CODE	DESCRIPTION AND COUNTRY	UNIT	QUANTITY	VALUE - $
	COLOMBIA		456	18,806
7010945090	OTH GLASS CONTNRS W/WO CLOSURES,NOT OV 0.118 LITER	GRS	5,185	87,053
	COLOMBIA		2,955	40,990
	GUATEMALA		356	2,446
	PANAMA		625	8,615
	UNITED KINGDOM OF GT BRITAIN		255	2,346
	VENEZUELA		994	32,656
7011105000	GLASS ENVELOPES FOR ELEC LIGHTNG W/O FTTNGS NESOI	HUN	1,575	68,297
	CHINA,PEOPLE'S REP.(MAINLAND)		1,575	68,297
7013105000	GLSWR OF GLS-CERMCS FOR TBL,KITCHN, OFFC, ETC.NSPF	NO	25	4,398
	MEXICO		24	2,102
	NETHERLANDS		1	2,296
7013211000	LEAD CRYSTAL DRINKING GLASSES VALUD NT OVR $1 EACH	NO	2,760	2,189
	ITALY		2,760	2,189
7013212000	LEAD CRYSTAL DRINKING GLASSES VALUED $1-$3 EACH	NO	6,364	11,606
	GERMANY		6,364	11,606
7013213000	LEAD CRYSTAL DRINKING GLASSES VALUED $3-$5 EACH	NO	1,970	6,541
	GERMANY		578	2,314
	SPAIN		1,392	4,227
7013215000	LEAD CRYSTAL DRINKING GLASSES VALUED OVER $5 EACH	NO	4,155	114,774
	DENMARK		121	2,028
	FRANCE		2,891	97,948
	GERMANY		983	12,213
	SWEDEN		160	2,585
7013290500	DRINKING GLASSES OF SPECIALLY TEMPERED GLASS	NO	60,162	12,768
	TURKEY		60,162	12,768
7013291000	DRINKING GLASSES NESOI VALUED NOT OVER 30CNTS EACH	NO	739,706	112,148
	BRAZIL		265,085	23,906
	CHINA,PEOPLE'S REP.(MAINLAND)		385,413	69,155
	COLOMBIA		13,176	2,956
	INDONESIA		45,432	9,070
	TURKEY		30,600	7,061
7013292000	DRINKING GLASSES NESOI VALUED OV $.30, NT OV $3	NO	401,624	256,758
	BRAZIL		60,078	19,272
	CHINA,PEOPLE'S REP.(MAINLAND)		175,986	85,849
	COLOMBIA		37,508	42,978
	FRANCE		90,234	73,913
	ITALY		7,042	11,472
	PORTUGAL		20,820	16,060
	SPAIN		2,000	2,500
	TURKEY		7,956	4,714
7013293000	DRNKNG GLASSES NESOI, CUT OR ENGRVD VALU $3-$5 EA	NO	1,186	5,479
	MEXICO		1,186	5,479
7013295000	DRINKING GLASSES NESOI NT CUT/ENGRVD VAL $3-$5 EA	NO	1,846	8,650
	ITALY		1,846	8,650
7013296000	DRINKING GLASSES NESOI NT CUT OR ENGR VAL OV $5 EA	NO	921	10,220
	COLOMBIA		508	2,997
	FRANCE		309	4,868
	SWEDEN		104	2,355
7013315000	LEAD CRYSTAL WARE FR TABLE/KTCHN NESOI VAL OV $5EA	NO	1,930	43,126
	FRANCE		48	12,830
	GERMANY		796	10,237
	SPAIN		727	4,086
	SWEDEN		359	15,973
7013321000	PRESSD/TUFFND GLS W LIN COEF NOV 5X10-6, TABLE NES	NO	3,564	3,544
	HONG KONG		3,564	3,544
7013322000	KITCH GLSWR W LIN COEF NOV 5X10-6 NES NT OV $3 EAC	NO	79,994	57,353
	BRAZIL		40,800	11,376
	CHINA,PEOPLE'S REP.(MAINLAND)		39,194	45,977
7013323000	KITCH GLSWR W LIN COEF NOV 5X10-6 NES $3-5 EACH	NO	1,500	7,120
	CHINA,PEOPLE'S REP.(MAINLAND)		1,500	7,120
7013324000	KITCH GLSWR W LIN COEF NOV 5X10-6 NES OV $5 EACH	NO	16	6,325
	FRANCE		16	6,325
7013392000	KITCH GLSWR W LIN COEF 5X10-6 OM NESOI NT OV $3	NO	250,718	118,163
	CHINA,PEOPLE'S REP.(MAINLAND)		168,768	79,144
	COLOMBIA		5,036	2,192

TABLE - 2 IMPORTS INTO PUERTO RICO FROM FOREIGN COUNTRIES
BY COMMODITY AND COUNTRY OF ORIGIN-FISCAL YEAR 2001

COMM CODE	DESCRIPTION AND COUNTRY	UNIT	QUANTITY	VALUE - $
	INDONESIA		17,080	3,852
	TURKEY		59,834	32,975
7013395000	KITCH GLSWR LIN COEF 5X10-6 OM NES NT CT/ENGR $3-5	NO	7,121	32,623
	CHINA,PEOPLE'S REP.(MAINLAND)		1,740	6,873
	COLOMBIA		1,004	4,444
	GERMANY		3,225	15,922
	JAPAN		1,152	5,384
7013396000	KITCH GLSWR LIN COEF 5X10-6 OM NES NT CT/ENGR OV$5	NO	1,758	75,543
	FRANCE		378	28,939
	ITALY		152	4,509
	SWEDEN		1,228	42,095
7013915000	LEAD CRYSTALWR FOR TOILET, OFFC ETC NESOI OV $5 EA	NO	9,978	601,834
	AUSTRIA		6,997	218,825
	FRANCE		2,148	349,744
	GERMANY		419	6,143
	ITALY		50	7,904
	JAPAN		34	2,458
	SWEDEN		330	16,760
7013993000	GLASS SMOKERS'S ARTCLS, PERFUM BOTLS W GRD GLS STP	NO	7,200	3,450
	CHINA,PEOPLE'S REP.(MAINLAND)		7,200	3,450
7013993500	GLASS VOTIVE-CANDLE HOLDERS	NO	50	23,390
	FRANCE		50	23,390
7013994000	GLSWR FR TOILT, OFFC ETC NESOI NT OVR 30 CNTS EACH	NO	210,244	43,762
	CHINA,PEOPLE'S REP.(MAINLAND)		32,328	5,475
	COLOMBIA		177,916	38,287
7013995000	GLSWR FR TOILT, OFFC ETC NESOI OV $.30, NT OV $3EA	NO	478,899	429,164
	CHINA,PEOPLE'S REP.(MAINLAND)		296,322	241,779
	COLOMBIA		113,412	115,562
	HONG KONG		15,480	11,223
	INDONESIA		14,688	17,630
	ITALY		13,938	16,330
	JAPAN		1,242	2,418
	SPAIN		20,581	21,997
	VENEZUELA		3,236	2,225
7013998000	GLSWR FR DECOR ETC NES NT CUT/ENGRVD $3-5 EACH	NO	4,889	19,830
	CHINA,PEOPLE'S REP.(MAINLAND)		1,260	4,380
	COLOMBIA		1,781	7,837
	THAILAND		1,848	7,613
7013999000	GLSWR FOR DECOR ETC NESOI NT CUT/ENGRVD OVER $5 EA	NO	4,922	146,964
	CHINA,PEOPLE'S REP.(MAINLAND)		360	3,118
	CZECH REPUBLIC		4	8,759
	FRANCE		1	2,076
	ITALY		440	48,180
	MEXICO		160	2,704
	SPAIN		106	16,081
	SWEDEN		713	45,998
	THAILAND		3,138	20,048
7015901000	ROUND WATCH GLASSES	NO	625	20,594
	SWITZERLAND		625	20,594
7015902000	WATCH GLASSES, OTHER THAN ROUND	NO	99	3,836
	SWITZERLAND		99	3,836
7015905000	CLOCK A NONCORRCTVE SPECTCL GLASSES HLW SPHRS ETC	X		5,102
	UNITED KINGDOM OF GT BRITAIN			5,102
7016100000	GLASS CUBES A SMLLWRS, BACKD OR NOT, FR MOSAICS ET	X		10,075
	MEXICO			7,002
	SPAIN			3,073
7016901010	BRICKS A BLOCKS OF PRESSED OR MOLDED GLASS FR BLDG	NO	1,190,368	1,321,701
	BELGIUM		8,002	19,855
	CHINA,PEOPLE'S REP.(MAINLAND)		764,769	683,910
	CZECH REPUBLIC		22,200	17,025
	GERMANY		276,529	478,572
	INDONESIA		117,420	109,306
	SPAIN		1,448	13,033
7016901050	SLABS, SQRS, TILES ETC OF PRESSED O MOLD GLS NESOI	X		203,022
	CHINA,PEOPLE'S REP.(MAINLAND)			11,382
	GERMANY			26,016

TABLE - 2 IMPORTS INTO PUERTO RICO FROM FOREIGN COUNTRIES
BY COMMODITY AND COUNTRY OF ORIGIN-FISCAL YEAR 2001

COMM CODE	DESCRIPTION AND COUNTRY	UNIT	QUANTITY	VALUE - $
	INDONESIA			83,304
	THAILAND			82,320
7017106000	LAB, HYGIENIC, PHARM GLSWR, FUSD QURTZ/SILICA, OTH	X		86,173
	FRANCE			86,173
7017901000	MICROSCPE SLIDES A MICRO COVER GLASSES OF GLS NESI	X		2,105,126
	HUNGARY			85,905
	SWITZERLAND			2,019,221
7017905000	OTHER LABORATORY, HYGIENIC OR PHARM GLASSWR NESOI	X		47,948
	FRANCE			11,870
	SPAIN			36,078
7018101000	IMITATION PEARLS A PEARL BEADS, GLASS, NT STRG/SET	X		2,874
	SPAIN			2,874
7018105000	GLASS BEADS AND SIMILAR GLASS SMALLWARES, NESOI	X		9,095
	FRANCE			9,095
7018905000	STATUETTES A OTH ORNAMNTS OF LAMP-WRKD GLS EX JEWL	X		14,761
	CHINA (TAIWAN)			7,853
	HONG KONG			2,074
	MEXICO			2,190
	VENEZUELA			2,644
7019110000	CHOPPED STRANDS NOT OVER 50 MM LONG	KG	37,888	76,950
	BRAZIL		20,839	37,126
	MEXICO		17,049	39,824
7019193000	CHOPPED STRANDS MORE THAN 50 MM LONG	KG	30,542	54,563
	BRAZIL		30,542	54,563
7019391090	OTHER INSULATION PRODUCTS OF NONWOVEN GLASS FIBERS	X		80,120
	UNITED KINGDOM OF GT BRITAIN			80,120
7019395000	WEBS, MATTRS, BRDS ETC, NONWOVEN OF GLS FIBRS NESI	X		131,724
	UNITED KINGDOM OF GT BRITAIN			131,724
7019599090	OTHER WOVEN GLASS FABRICS, NESOI, COLORED	M2	1,147	19,943
	CANADA		1,147	19,943
7019905050	OTHR ARTICLES OF NONWOVEN GLASS FIBERS, NESOI	X		380,313
	CANADA			95,834
	COLOMBIA			8,640
	GUATEMALA			2,819
	MEXICO			160,033
	PHILIPPINES			48,272
	REPUBLIC OF KOREA			45,808
	SPAIN			6,993
	TRINIDAD @ TOBAGO			11,914
7020006000	OTHER ARTICLES OF GLASS, NT FR PRDCTN OF WAFERS	X		897,098
	ARUBA			2,715
	CANADA			2,100
	CHINA (TAIWAN)			16,152
	CHINA,PEOPLE'S REP.(MAINLAND)			13,625
	DENMARK			8,593
	FRANCE			508,018
	ITALY			7,450
	JAPAN			3,267
	MEXICO			5,512
	PORTUGAL			4,664
	SPAIN			325,002
	NATURAL OR CULTURED PEARLS,PRECIOUS OR SEMIPRECIOUS STONES,PRECIOUS METALS; METALS CLAD WITH PRECIOUS METAL, AND ARTICLES THEREOF;IMITATION JEWELRY; COIN	TOTAL		3,921,603
	NATURAL OR CULTURED PEARLS,PRECIOUS OR SEMIPRECIOUS STONES,PRECIOUS METALS; METALS CLAD WITH PRECIOUS METAL, AND ARTICLES THEREOF;IMITATION JEWELRY; COIN	TOTAL		3,921,603
7104901000	SYN OR RCNTRTD GMSTNS CUT UNST FR US IN JEWELRY	NO	35,380	2,123
	SPAIN		35,380	2,123

TABLE - 2 IMPORTS INTO PUERTO RICO FROM FOREIGN COUNTRIES
BY COMMODITY AND COUNTRY OF ORIGIN-FISCAL YEAR 2001

COMM CODE	DESCRIPTION AND COUNTRY	UNIT	QUANTITY	VALUE - $
7106925000	SILVER, SEMIMANUFACTURED	GM	50,000	2,238
	GERMANY		50,000	2,238
7110410020	OSMIUM, UNWROUGHT OR IN POWDER FORM, SEPARATELY	GM	28,349	165,000
	REP. OF SOUTH AFRICA		28,349	165,000
7110410030	RUTHENIUM, UNWROUGHT OR IN POWDER FORM, SEPARATELY	GM	52,364	310,000
	REP. OF SOUTH AFRICA		52,364	310,000
7113112000	SLVR JWLR ETC NT OV $18 PER DOZ PCS OR PTS	X		41,094
	INDIA			41,094
7113115000	SLVR JWLRY ETC VAL OV $18 PER DOZ PCS	X		72,087
	ARGENTINA			17,816
	DENMARK			2,569
	ITALY			29,088
	SPAIN			20,445
	UNITED KINGDOM OF GT BRITAIN			2,169
7113192900	GOLD NECKLACES AND NECK CHAINS NESOI	X		968,822
	GREECE			22,328
	ITALY			786,589
	MALTA @ GOZO			126,289
	PAKISTAN			18,575
	SWITZERLAND			15,041
7113195000	GOLD OR PLATINUM JEWELRY, PLT/CLD OR NOT, NESOI	X		1,158,134
	DOMINICAN REPUBLIC			14,518
	GREECE			75,192
	INDIA			2,994
	ITALY			703,335
	MALTA @ GOZO			56,519
	PAKISTAN			29,005
	SPAIN			149,071
	SWITZERLAND			115,079
	THAILAND			7,964
	UNITED KINGDOM OF GT BRITAIN			4,457
7113203000	CLSPS A PTS OF BASE MTL CLAD W PREC METAL	X		7,148
	SPAIN			7,148
7113205000	JWLRY NESOI OF BASE MTL CLAD W PRECIOUS METAL	X		2,724
	UNITED KINGDOM OF GT BRITAIN			2,724
7114112000	FORKS WITH SILVER HANDLES	NO	68	2,778
	FRANCE		68	2,778
7114113000	SPOONS AND LADLES WITH STERLING SILVER HANDLES	NO	73	6,953
	FRANCE		73	6,953
7114114000	SPOONS AND LADLES WITH HANDLES OF GOLD OR PLAT	NO	1,816	12,430
	CHINA,PEOPLE'S REP.(MAINLAND)		1,488	2,306
	FRANCE		328	10,124
7114114500	SETS, STRL SLVR, OF KNVS FRKS SPNS LADLS	PCS	406	4,575
	FRANCE		60	2,117
	UNITED KINGDOM OF GT BRITAIN		346	2,458
7114115000	STERLING SILVER TABLEWARE, NESOI	X		10,986
	CHILE			10,986
7114116000	SLVR ARTLS NESOI F HH KTCHN, TLT A SNTRY WRS	X		2,351
	ITALY			2,351
7114117000	SILVER ARTS NESOI	X		6,592
	ITALY			6,592
7114200040	ARTCLS NESOI OF BS MTL CLAD W PR MT HH K TB T S W	X		5,080
	ITALY			5,080
7114200060	ARTCLS NESOI OF BASE MTL CLAD W PREC METAL	X		12,109
	SPAIN			12,109
7115900530	ARTCLS OF PRE MET, REC SHPE, 99.5% PURE, OF GOLD	X		58,575
	MALTA @ GOZO			47,325
	SPAIN			11,250
7115904000	ARTCLS NESOI OF SLVR INCL MTL CLD W SLVR	X		5,888
	MEXICO			5,888
7115906000	ARTCLS NESOI OF PLAT INCL MTL CLAD W PLAT	X		5,900
	UNITED KINGDOM OF GT BRITAIN			5,900
7116102500	ARTICLES OF CULTURED PEARLS	X		4,468
	INDIA			4,468
7116201500	JEWELRY, PRECIOUS/SEMIPRECIOUS STONES OV $40 EACH	X		5,300
	COLOMBIA			5,300

TABLE - 2 IMPORTS INTO PUERTO RICO FROM FOREIGN COUNTRIES
BY COMMODITY AND COUNTRY OF ORIGIN-FISCAL YEAR 2001

COMM CODE	DESCRIPTION AND COUNTRY	UNIT	QUANTITY	VALUE - $
7117110000	CFF LNKS A STDS BS MTL WHTHR OR NT PLTD W PRC MTL	X		4,724
	ITALY			4,724
7117192000	CHAIN ETC BS MTL VAL OVR $.33 PER METER	X		12,864
	COLOMBIA			8,397
	REPUBLIC OF KOREA			4,467
7117193000	RELIGIOUS ARTCLS BS MTL DEVOT TYP T B WRN O CAR	X		18,308
	CHINA (TAIWAN)			4,804
	ITALY			5,970
	REPUBLIC OF KOREA			7,534
7117199000	OTHER IMITATION JEWELRY OF BASE METAL	X		757,926
	BRAZIL			14,875
	CHINA (TAIWAN)			19,577
	CHINA,PEOPLE'S REP.(MAINLAND)			17,983
	COLOMBIA			24,180
	FRANCE			3,280
	HONG KONG			2,500
	INDIA			33,487
	INDONESIA			3,249
	ITALY			11,539
	MEXICO			18,000
	PERU			2,610
	REPUBLIC OF KOREA			158,935
	SPAIN			447,711
7117902000	ROSARIES AND CHAPLETS EXCPT BASE METAL	X		5,001
	COLOMBIA			5,001
7117903000	REL ARTS NESOI T B WRN O CRD O TH PERSN	X		28,235
	COLOMBIA			25,396
	SPAIN			2,839
7117907500	OTHR IMIT JWLRY PLSTCS OV $.20 PR DZ PCS O PTS	X		33,652
	CHINA,PEOPLE'S REP.(MAINLAND)			27,635
	ITALY			6,017
7117909000	OTHR IMIT JWLRY OV $.20 PR DZ PCS O PRTS	X		184,835
	CHINA (TAIWAN)			3,768
	CHINA,PEOPLE'S REP.(MAINLAND)			13,367
	COLOMBIA			52,119
	FRANCE			3,324
	HONG KONG			2,250
	INDIA			21,534
	INDONESIA			3,998
	ITALY			4,579
	MOROCCO			2,273
	PERU			13,329
	REPUBLIC OF KOREA			11,758
	SPAIN			52,536
7118900055	COIN OTHER THAN GOLD OR PLATINUM	X		2,703
	MEXICO			2,703
	BASE METALS AND ARTICLES OF BASE METAL	TOTAL		288,755,051
	IRON AND STEEL	TOTAL	430,908,907	132,860,529
7208260060	FLT RLD IRON/NALLOY STL COILS>=600mm;3< 4.75mm THK	KG	47,090	16,246
	MEXICO		47,090	16,246
7208270030	FLT RLD HI-STRGH NALLOY STL COIL>=600mm;<3mm THICK	KG	188,840	71,759
	MEXICO		188,840	71,759
7208270060	FLAT ROLLED IRON/NALLOY STL COIL >=600mm; <3mm THK	KG	363,545	127,296
	MEXICO		363,545	127,296
7208370060	FLT RLD IRON/NALLOY STL COIL >=600mm;4.75<10mm THK	KG	146,230	39,460
	ARGENTINA		146,230	39,460
7208380090	FLT RLD IRON/NALLOY STL >=600mm;3<4.75mm THK;NESOI	KG	1,332,669	382,144
	ARGENTINA		1,332,669	382,144
7208390090	FLT RLD IRON/NALLOY STEEL >=600mm;<3mm THICK;NESOI	KG	1,371,726	498,171
	ARGENTINA		825,906	277,114
	MEXICO		545,820	221,057
7208403030	FLT RLD IRON/NALLOY STL NOT COIL>=600mm; >10mm THK	KG	74,460	21,890
	HUNGARY		74,460	21,890

TABLE - 2 IMPORTS INTO PUERTO RICO FROM FOREIGN COUNTRIES
BY COMMODITY AND COUNTRY OF ORIGIN-FISCAL YEAR 2001

COMM CODE	DESCRIPTION AND COUNTRY	UNIT	QUANTITY	VALUE - $
7208403060	FLAT RLD IRON/STL NOT COIL; >=600mm; 4.75<10mm THK	KG	376,545	109,790
	BELGIUM		32,820	10,867
	HUNGARY		59,170	15,580
	RUSSIA		81,400	24,134
	SLOVAK REPUBLIC(SLOVAKIA)		203,155	59,209
7208406060	FLAT RLD IRON/STL; NOT COIL; >=600mm; 3<4.75mm THK	KG	429,477	123,239
	HUNGARY		155,725	40,850
	RUSSIA		73,700	21,851
	SLOVAK REPUBLIC(SLOVAKIA)		200,052	60,538
7208510060	FLT RLD IRON/STL;NOT COIL;>=600mm;>10mm THK; NESOI	KG	2,449,520	712,892
	CZECH REPUBLIC		206,834	66,659
	HUNGARY		103,555	24,414
	REPUBLIC OF KOREA		1,322,664	388,412
	RUSSIA		563,082	161,896
	SLOVAK REPUBLIC(SLOVAKIA)		253,385	71,511
7208520000	FLT RLD IRON/STL; >=600mm; NOT COIL; 4.75<10mm THK	KG	3,681,061	1,039,365
	CZECH REPUBLIC		299,516	96,593
	HUNGARY		496,380	123,393
	REPUBLIC OF KOREA		1,722,257	498,364
	RUSSIA		189,475	54,886
	SLOVAK REPUBLIC(SLOVAKIA)		973,433	266,129
7208530000	FLAT RLD IRON/STL; NOT COIL; >=600mm; 3<4.75mm THK	KG	2,886,137	783,788
	ARGENTINA		45,464	12,198
	BELGIUM		355,530	84,385
	HUNGARY		751,370	180,792
	RUSSIA		680,100	193,732
	SLOVAK REPUBLIC(SLOVAKIA)		1,053,673	312,681
7208540000	FLT RLD IRON/NALLOY STEEL;NOT COIL>=600mm;<3mm THK	KG	1,074,519	313,523
	BELGIUM		216,400	56,544
	HUNGARY		465,105	117,014
	MEXICO		201,614	80,868
	RUSSIA		191,400	59,097
7209160090	FLT RLD IRON/STL;COIL;COLD RLD; >=600mm; 1<3mm THK	KG	2,305,800	890,523
	FRANCE		103,200	48,511
	REPUBLIC OF KOREA		2,202,600	842,012
7209170090	FLAT & COLD RLD IRON/STL;COIL;>=600mm; 0.5<1mm THK	KG	375,690	164,641
	FRANCE		282,460	133,368
	REPUBLIC OF KOREA		93,230	31,273
7209260000	FLAT&COLD RLD IRON/STL;NOT COIL;>=600mm;>1<3mm THK	KG	82,576	34,740
	RUSSIA		31,480	11,798
	SLOVAK REPUBLIC(SLOVAKIA)		51,096	22,942
7209270000	FLAT&COLD RLD IRON/STL;NOT COIL;>=600mm;0.5<1mmTHK	KG	117,550	44,053
	RUSSIA		117,550	44,053
7210110000	FLAT RLD IRON/STL; >=600mm; TIN COATED >=0.5mm THK	KG	73,844	47,486
	REPUBLIC OF KOREA		73,844	47,486
7210120000	FLAT RLD IRON/STL; >=600mm; TIN COATED; <0.5mm THK	KG	12,180,143	7,827,872
	BELGIUM		28,719	17,772
	FRANCE		4,996,364	3,292,472
	GERMANY		4,015,541	2,541,207
	NETHERLANDS		3,075,760	1,934,115
	REPUBLIC OF KOREA		63,759	42,306
7210300060	FLT RLD IRON/STL;ELECTROLYTCALY COATD W/ZINC;NESOI	KG	2,698,193	1,285,913
	ARGENTINA		1,904,803	899,902
	BELGIUM		259,460	124,793
	REPUBLIC OF KOREA		533,930	261,218
7210490030	FLAT RLD HI-STRTH STL;>=600mm; PLATED W/ZINC;NESOI	KG	102,650	40,621
	MEXICO		102,650	40,621
7210490090	FLAT ROLLED IRON/STEEL;>=600mm;PLATED W/ZINC;NESOI	KG	40,659,566	19,197,949
	ARGENTINA		6,631,422	3,110,335
	BELGIUM		1,366,621	614,347
	CHINA (TAIWAN)		241,855	91,043
	COLOMBIA		3,253,395	1,703,909
	COSTA RICA		377,733	202,317
	FINLAND		253,050	98,999
	MEXICO		3,673,558	1,998,543
	NETHERLANDS		1,520,851	628,580

TABLE - 2 IMPORTS INTO PUERTO RICO FROM FOREIGN COUNTRIES
BY COMMODITY AND COUNTRY OF ORIGIN-FISCAL YEAR 2001

COMM CODE	DESCRIPTION AND COUNTRY	UNIT	QUANTITY	VALUE - $
	NEW ZEALAND ISLANDS		5,063,910	2,315,599
	PORTUGAL		3,457,839	1,515,048
	REPUBLIC OF KOREA		3,906,450	1,801,148
	RUSSIA		7,149,070	3,193,647
	SLOVAK REPUBLIC(SLOVAKIA)		177,500	75,703
	VENEZUELA		3,586,312	1,848,731
7210500000	FLAT RLD IRON/STL;>=600mm;PLATED W/CHROMIUM OXIDES	KG	15,531,330	9,219,842
	BELGIUM		1,210,097	740,893
	BRAZIL		1,557,161	716,695
	FRANCE		2,683,592	1,651,997
	GERMANY		5,618,440	3,191,934
	NETHERLANDS		2,196,160	1,259,925
	REPUBLIC OF KOREA		1,461,804	1,183,037
	UNITED KINGDOM OF GT BRITAIN		804,076	475,361
7210610000	FLAT RLD IRON/STEEL;>=600mm;PLATED W/ALUMINUM-ZINC	KG	2,392,253	1,142,857
	LUXEMBOURG		931,537	419,343
	MEXICO		297,926	172,989
	REPUBLIC OF KOREA		673,060	344,838
	SWEDEN		489,730	205,687
7210706030	FLT RLD IRON/STL;PNTD W/PLSTIC;ZINC COATD;ELECTRLY	KG	109,940	74,982
	CHINA (TAIWAN)		109,940	74,982
7210706060	FLT RLD IRON/STL;PAINTED PLASTIC;ZINC COATED;NESOI	KG	4,626,438	2,882,329
	CHINA (TAIWAN)		478,255	219,740
	MEXICO		145,423	116,888
	REPUBLIC OF KOREA		3,519,930	2,302,601
	SWEDEN		482,830	243,100
7210906000	FLT RLD IRON/STL;>=600mm;ELECTRLTCLY COATD W/METAL	KG	165,319	326,250
	DOMINICAN REPUBLIC		165,319	326,250
7211130000	FLT & HOT RLD IRON/STL;<600mm;UNIVERSAL MILL PLATE	KG	515,991	138,997
	REPUBLIC OF KOREA		515,991	138,997
7211140045	FLT RLD IRON/NALLOY STL;<600mm;>=4.75mmTHK;NT COIL	KG	172,337	47,865
	REPUBLIC OF KOREA		172,337	47,865
7211140090	FLT RLD IRON/STL;COIL;HOT RLD;<600mm; >=4.75mm THK	KG	66,630	20,078
	REPUBLIC OF KOREA		66,630	20,078
7211197590	FLAT & HOT RLD IRON/NALLOY STL;=300<600mm;NOT COIL	KG	7,424	4,170
	MEXICO		7,424	4,170
7211232000	FLT & COLD RLD IRON/NALLOY STL;<300mm;>1.25mm THK	KG	336,530	185,506
	BRAZIL		336,530	185,506
7211233000	FLT&COLD RLD IRON/STL;<300mm;>.25mm BUT <1.25mmTHK	KG	49,483	27,502
	BRAZIL		49,483	27,502
7211236030	FLAT & COLD RLD IRON/STL;=300mm<600mm; >1.25mm THK	KG	85,456	42,601
	BRAZIL		85,456	42,601
7211236060	FLAT &COLD RLD IRON/STL;=300<600mm;0.25<1.25mm THK	KG	44,851	23,381
	BRAZIL		44,851	23,381
7212301090	FLT RLD IRON/STL;PLTD W/ZINC;>51mm;COIL;>.25mm THK	KG	112,147	57,118
	MEXICO		112,147	57,118
7212305000	FLAT ROLLED IRON/NALLOY STL; PLATED W/ZINC; >300mm	KG	117,032	60,976
	MEXICO		117,032	60,976
7213100000	CONCRETE REINFORCING BARS AND RODS;IRREGULAR COILS	KG	13,313,998	3,238,510
	BYELARUS		10,877,365	1,741,441
	LATVIA		493,000	1,038,931
	SPAIN		8,353	24,812
	VENEZUELA		1,935,280	433,326
7213913090	BAR&ROD IRON/STEEL;UNDER 14MM;NOT TEMPERED,OTHER	KG	777,810	150,506
	TURKEY		777,810	150,506
7213916090	BAR/ROD;IR/NALLOY STL;HOT ROLLED;LT 14MM;NESOI	KG	2,947,740	778,898
	TRINIDAD @ TOBAGO		2,947,740	778,898
7214200000	OTHER BARS & RODS IRON/STL;CONCRETE REINFORCING	KG	243,047,473	53,640,235
	BRAZIL		20,918,662	4,433,607
	GERMANY		17,113,286	5,525,801
	ITALY		8,739,980	1,821,957
	LATVIA		27,870,773	5,308,442
	MEXICO		9,801,812	2,166,201
	REPUBLIC OF KOREA		9,153,371	1,905,654
	ROMANIA		10,669,564	2,325,995
	RUSSIA		799,018	173,590

TABLE - 2 IMPORTS INTO PUERTO RICO FROM FOREIGN COUNTRIES
BY COMMODITY AND COUNTRY OF ORIGIN-FISCAL YEAR 2001

COMM CODE	DESCRIPTION AND COUNTRY	UNIT	QUANTITY	VALUE - $
	SPAIN		39,689,099	9,338,695
	TRINIDAD @ TOBAGO		5,116,310	1,109,696
	TURKEY		45,104,058	8,738,390
	UKRAINE		9,181,349	1,744,456
	VENEZUELA		38,890,191	9,047,751
7214910015	OTH BARS;IRON/STL;HOT WRKD;RECTANGLAR;<0.25%CARBON	KG	5,433,937	1,439,688
	BELGIUM		29,130	8,105
	INDIA		10,733	8,802
	MEXICO		412,018	124,990
	REPUBLIC OF KOREA		168,176	47,946
	TURKEY		4,813,880	1,249,845
7214990015	OTHER BARS IRON/STL;ROUNDS;HOT-WORKED;<0.25%CARBON	KG	2,155,528	555,866
	BRAZIL		59,073	15,664
	MEXICO		20,173	6,052
	TURKEY		2,076,282	534,150
7214990030	OTHER BARS IRON/STL; ROUNDS; >=0.25% <0.6% CARBON	KG	9,705	3,212
	MEXICO		9,705	3,212
7214990060	OTHER BARS IRON/STL HOT-WORKED;<0.25% CARBON;NESOI	KG	3,116,167	781,620
	TURKEY		3,116,167	781,620
7215901000	OTH BRS RDS IRON/STL,COATD/PLTD W METL,NOT COLD-FM	KG	135,088	70,751
	INDIA		44,042	22,719
	MEXICO		91,046	48,032
7215905000	OTHER BARS AND RODS IRON OR NONALLOY STEEL, NESOI	KG	66,527	139,718
	MEXICO		66,527	139,718
7216100010	ANGLES,U SECT,IRON/NON ALY STEEL,HOT-RLD,<80MM HGH	KG	4,220,942	1,323,147
	BRAZIL		804,619	213,859
	MEXICO		314,271	98,008
	REPUBLIC OF KOREA		2,138,670	587,392
	TURKEY		963,382	423,888
7216210000	ANGLES,L SECTION IRON/NONALY STL,HOT-RLD,<80MM HGH	KG	5,667,257	1,556,698
	CANADA		55,900	85,149
	MEXICO		234,791	70,079
	REPUBLIC OF KOREA		779,525	206,118
	TURKEY		4,597,041	1,195,352
7216310000	ANGLES,U SEC,IRON/NONALY STEEL,HOT-RLD >= 80MM HGH	KG	2,597,848	727,845
	BRAZIL		1,649,551	438,280
	GERMANY		9,995	4,218
	MEXICO		126,795	38,954
	POLAND		105,092	26,881
	REPUBLIC OF KOREA		676,155	211,963
	TURKEY		30,260	7,549
7216320000	ANGLES,I SEC,IRON/NONAL STL,HOT-RLD>=80MM HGH(BEAM	KG	3,884,094	1,507,061
	BRAZIL		303,130	79,575
	GERMANY		212,966	85,407
	POLAND		501,948	142,676
	SPAIN		2,866,050	1,199,403
7216330030	H SEC IRON/STL,HGH>=80MM,HT RLD,WT<=11.3KG/30.5CM	KG	12,171,786	3,666,394
	POLAND		5,002,894	1,413,249
	REP. OF SOUTH AFRICA		226,173	67,852
	REPUBLIC OF KOREA		5,094,775	1,528,180
	SPAIN		1,067,944	448,171
	TURKEY		780,000	208,942
7216330060	H SEC IRN/STL,HOTR,>=80 MM HT,>11.3<=27.2KG/30.5CM	KG	7,416,905	2,319,144
	CHINA,PEOPLE'S REP.(MAINLAND)		1,396,491	487,163
	GERMANY		155,233	60,957
	POLAND		3,959,139	1,171,820
	REP. OF SOUTH AFRICA		1,296,973	389,092
	REPUBLIC OF KOREA		273,252	74,232
	SPAIN		335,817	135,880
7216330090	OTH H SECTIONS,IRON/NONALY STEEL,HOT-RL,=>80 MM HT	KG	3,573,434	1,229,529
	CHINA,PEOPLE'S REP.(MAINLAND)		1,102,395	326,636
	GERMANY		128,975	49,315
	LUXEMBOURG		222,397	87,009
	POLAND		438,908	121,720
	REP. OF SOUTH AFRICA		56,265	16,880
	REPUBLIC OF KOREA		360,479	96,915

TABLE - 2 IMPORTS INTO PUERTO RICO FROM FOREIGN COUNTRIES
BY COMMODITY AND COUNTRY OF ORIGIN-FISCAL YEAR 2001

COMM CODE	DESCRIPTION AND COUNTRY	UNIT	QUANTITY	VALUE - $
	SPAIN		1,264,015	531,054
7216400010	ANGLES,L SECTION,IRON/NALY STL HOT-RLD,>=80MM HIGH	KG	1,589,856	561,348
	BRAZIL		10,045	2,672
	CANADA		114,200	173,829
	MEXICO		38,930	12,574
	REPUBLIC OF KOREA		489,988	128,542
	TURKEY		936,693	243,731
7216500000	OTH ANGLES,SHAPES,SEC,IRON/NALY STEEL, HOT-ROLLED	KG	1,148,297	335,644
	CANADA		8,400	12,906
	MEXICO		39,897	11,969
	TURKEY		1,100,000	310,769
7216690000	ANGLS,SHAPES SECT,IRON/NONALY STL COLD-WKD NOT FLA	KG	9,428	26,234
	SPAIN		9,428	26,234
7216990000	OTHER ANGLES,SHAPES & SECT,IRON/NONALY STEEL,NESOI	KG	417,518	255,781
	CHINA (TAIWAN)		37,837	40,199
	MEXICO		270,451	144,944
	REPUBLIC OF KOREA		109,230	70,638
7217102000	FLAT WIRE,IRON/STL NOT PLTD<.25%CARBON,>.25-1.25MM	KG	52,914	28,303
	FINLAND		52,914	28,303
7217104030	ROUND WIRE,IRON/STL,NOT/PLTD<.25%CAR,<1.5MM HEATED	KG	436,415	202,122
	ARGENTINA		353,409	155,908
	CHINA,PEOPLE'S REP.(MAINLAND)		17,433	9,650
	VENEZUELA		65,573	36,564
7217104090	ROUND WIRE,IRON/STL NOT/PLTD<.25%CA,<1.5MM,N/HEATD	KG	467,751	276,716
	CHILE		282,053	150,481
	MEXICO		7,546	4,646
	VENEZUELA		178,152	121,589
7217105030	ROUND WIRE,IRON/STL NOT PLT<.25%CAR,>=1.5MM, HEATD	KG	3,091,810	1,291,087
	ARGENTINA		413,331	169,216
	BELGIUM		88,699	49,048
	BRAZIL		2,323,945	918,139
	DOMINICAN REPUBLIC		116,527	67,475
	MEXICO		77,944	48,418
	SPAIN		19,214	9,903
	VENEZUELA		52,150	28,888
7217105090	ROUND WIRE,IRN/STL NOT PLT<.25%CA=>1.5MM NOT HEATD	KG	468,021	276,739
	BELGIUM		10,387	4,790
	CHINA (TAIWAN)		214,813	122,950
	MEXICO		41,219	25,129
	UNITED KINGDOM OF GT BRITAIN		61,427	46,470
	VENEZUELA		140,175	77,400
7217107000	FLAT WIRE IRON/NALY STEEL,NOT PLATED,=> 0.25% CARB	KG	76,217	49,684
	MEXICO		76,217	49,684
7217108020	RND WIRE IRON/STL NT PLT=>.25<.6%CARB, NOT HEATED	KG	37,838	19,846
	SPAIN		37,838	19,846
7217108045	RND WIRE,IRON/STL,N/PLTD,<=1.5MM,>.6% CARB,HEATED	KG	2,704	5,556
	CHINA,PEOPLE'S REP.(MAINLAND)		2,704	5,556
7217108075	RND WIRE,IRN/STEL,N/PLTD,>=1.0<1.5MM,>.6%CRB,N/HTD	KG	18,981	9,135
	SPAIN		18,981	9,135
7217108090	RND WIRE,IRN/STEL,N/PLT,>=1.5MM DI,>.6%CRB,N/HEATD	KG	868,490	535,547
	DOMINICAN REPUBLIC		65,041	66,522
	MEXICO		11,654	7,756
	SPAIN		791,795	461,269
7217109000	OTHER WIRE,IRON/NON ALLOY STEEL, NT PLATED, NESOI	KG	26,387	55,234
	CHINA (TAIWAN)		5,108	15,860
	CHINA,PEOPLE'S REP.(MAINLAND)		17,601	36,190
	MEXICO		3,678	3,184
7217201500	FLAT WIRE,IRON/NONALY STL,PLATED OR COATD WTH ZINC	KG	90,090	56,821
	VENEZUELA		90,090	56,821
7217203000	ROUND WIRE,IRN/STL,PLT W/ZINC,>=1.5MM,<.25% CARBON	KG	3,953,905	2,083,597
	BELGIUM		1,597,671	914,786
	BRAZIL		18,661	8,971
	CHINA (TAIWAN)		2,722	6,411
	CHINA,PEOPLE'S REP.(MAINLAND)		83,440	46,501
	DOMINICAN REPUBLIC		1,040,270	535,604
	ECUADOR		439,811	189,211

TABLE - 2 IMPORTS INTO PUERTO RICO FROM FOREIGN COUNTRIES
BY COMMODITY AND COUNTRY OF ORIGIN-FISCAL YEAR 2001

COMM CODE	DESCRIPTION AND COUNTRY	UNIT	QUANTITY	VALUE - $
	GERMANY		4,767	6,910
	HONDURAS		489,887	206,267
	MEXICO		188,889	117,940
	VENEZUELA		87,787	50,996
7217204510	ROUND WIRE,IRON/STL PLTD W/ZINC,<1.0MM,<.25%CARBON	KG	48,116	26,802
	CHINA,PEOPLE'S REP.(MAINLAND)		18,525	8,314
	DOMINICAN REPUBLIC		29,591	18,488
7217204520	RND WIRE IRON/STL,ZINC PLTED,<1MM ,>=.25<.6%CARBON	KG	9,795	6,120
	DOMINICAN REPUBLIC		9,795	6,120
7217204530	RND WIRE IRON/STL,ZINC PLTD, <1.0MM,>=.6% CARBON	KG	34,302	25,761
	MEXICO		34,302	25,761
7217204540	RND WIRE,IRN/STL,PLT W/ZINC,>=1.0M,<1.5MM,>.25%CRB	KG	31,069	16,529
	CHINA,PEOPLE'S REP.(MAINLAND)		18,326	8,340
	VENEZUELA		12,743	8,189
7217204560	RND WIRE,IRN/STL,PLT ZINC,>=1.0<1.5MM,=>.6% CARBON	KG	19,718	12,291
	DOMINICAN REPUBLIC		19,718	12,291
7217204570	RND WIRE IRON/STL ZINC,PLT,>1.5MM,<=.25<.6%CARBON	KG	5,715	2,350
	CHINA,PEOPLE'S REP.(MAINLAND)		5,715	2,350
7217207500	OTH WIRE IRON/NALY STEEL,ZINC PLATED,=>0.25% CARBN	KG	135,311	89,258
	MEXICO		102,710	70,144
	VENEZUELA		32,601	19,114
7217301530	FLAT WIRE,IRON/STL,PLT BASE MTL EX ZIN,>=.6%CARBON	KG	224,768	99,331
	HONDURAS		224,768	99,331
7217301560	FLAT WIRE IRON/STL,PLT BASE MTL EX ZINC,<.6% CARB	KG	192,023	186,061
	MEXICO		192,023	186,061
7217304510	RND WIRE,IRON/STL,PLT BASE MTL,<1MM, <.25%CARBON	KG	18,289	9,251
	ARUBA		18,289	9,251
7217901000	WIRE IRON OR NONALLOY STEEL, COATED WITH PLASTICS	KG	138,907	110,703
	BELGIUM		138,203	106,813
	HONG KONG		704	3,890
7218100000	STAINLESS STEEL INGOTS AND OTHER PRIMARY FORMS	KG	109,591	259,493
	CHINA (TAIWAN)		109,591	259,493
7218990090	SEMIFINISHED PRODUCTS OF STAINLESS STEEL, NESOI	KG	3,833	27,272
	CHINA (TAIWAN)		3,833	27,272
7219240060	FR SS 600 LS THN 1370MM W HR NT CLD UNDR 3MM TH	KG	122,979	225,596
	CANADA		23,567	48,543
	GERMANY		99,412	177,053
7219330038	OTHR SS FR 600-UN 1370MM W CR 1-UN 3MM THCK COILS	KG	105,912	183,228
	BELGIUM		41,152	86,088
	REPUBLIC OF KOREA		64,760	97,140
7220201080	FR STNLESS STL 300-UN 600MM WIDE, COLD-RLD, NESOI	KG	17,764	40,592
	INDIA		17,764	40,592
7221000015	SS BARS/RODS COLIS CIRC CS DIAM LS THN 14MM, OTHER	KG	473,147	1,209,547
	TRINIDAD @ TOBAGO		473,147	1,209,547
7222200045	OTH SS BAR/ROD C-FRM O FIN MAX CS LS THN 18MM, OTH	KG	1,356	31,531
	UNITED KINGDOM OF GT BRITAIN		1,356	31,531
7222200075	OTH SS BARS/ROD COLD-FRM O FIN MAX CS 18MM AOV OTH	KG	883	18,817
	UNITED KINGDOM OF GT BRITAIN		883	18,817
7222300000	OTHER BARS AND RODS STAINLESS STEEL, NESOI	KG	666	8,927
	GERMANY		666	8,927
7222403060	ANGLS SS HR NT DRLD/PNCHD/OTHWS ADV MAX CS UN 76MM	KG	2,538	7,995
	CHINA (TAIWAN)		2,538	7,995
7222406000	ANGS SHPS SECS STAINLESS STEEL, NESOI	KG	148	3,553
	GERMANY		148	3,553
7225508085	FR ALLOY STL NT TOOL 600MM AO CR UN4.75MM THK NESO	KG	6,529,925	2,307,388
	ARGENTINA		6,529,925	2,307,388
7226990000	OTH FLAT-ROLLED ALLOY STEEL UNDER 600MM WIDE NESOI	KG	12,233	281,041
	GERMANY		12,233	281,041
7228308050	OTHER BARS/RODS OF OTHER ALLOY STEEL, HOT-WORKED	KG	2,024,500	439,317
	SPAIN		2,024,500	439,317
7229909000	OTHER WIRE, NESOI OF OTHER ALLOY STEEL	KG	1,566	5,744
	CHINA,PEOPLE'S REP.(MAINLAND)		1,566	5,744
	ARTICLES OF IRON OR STEEL	TOTAL		59,906,549
7301100000	SHEET PILING OF IRON OR STEEL	KG	1,716,110	971,659

TABLE - 2 IMPORTS INTO PUERTO RICO FROM FOREIGN COUNTRIES
BY COMMODITY AND COUNTRY OF ORIGIN-FISCAL YEAR 2001

COMM CODE	DESCRIPTION AND COUNTRY	UNIT	QUANTITY	VALUE - $
	GERMANY		551,786	385,283
	LUXEMBOURG		965,554	476,129
	UNITED KINGDOM OF GT BRITAIN		198,770	110,247
7303000090	TUBES, PIPES AND HOLLOW PROFILES, CAST IRON, NESOI	KG	100,732	82,131
	INDIA		16,038	6,734
	REPUBLIC OF KOREA		67,844	48,869
	VENEZUELA		16,850	26,528
7304390006	TUBS,PIPE,PROFIL,SMLS,IRN/STL,BOILR,190.5>=285.8MM	KG	1,041	8,025
	CZECH REPUBLIC		1,041	8,025
7304416045	TUBES PPES ETC SMLS CCS SS CR NES EXT DIAM 19MM OM	KG	618	3,800
	SPAIN		618	3,800
7305121030	LNPIPE IRON/STL LONGTD WELD,>406.4MM<=609.6MM DIAM	KG	76,742	26,707
	REPUBLIC OF KOREA		76,742	26,707
7305314000	TUBES, PIPES NESOI, LONGITUDNLY WELDED IRN/NAL STL	KG	114,085	47,807
	REPUBLIC OF KOREA		114,085	47,807
7305905000	OTH TUBES, PIPES NESOI RIVETED ETC NT WLD AL	KG	2,045	6,000
	CANADA		2,045	6,000
7306301000	OTH TUBES ETC NES CIRC WLD NAS WLS LSTH 1.65MM THK	KG	602,015	560,565
	MEXICO		602,015	560,565
7306305025	OTH TUBES ETC NES WLD CIRC OD NO 114.3, GAL W CPLG	KG	5,903,474	2,867,924
	CHINA,PEOPLE'S REP.(MAINLAND)		3,458,090	1,690,719
	GUATEMALA		181,012	108,913
	JAPAN		38,805	46,152
	PAKISTAN		1,597,578	683,149
	REPUBLIC OF KOREA		627,989	338,991
7306305028	OTH TUBES ETC WLD CIR GALV WO CPL INTNL CTD OR LND	KG	239,713	178,932
	MEXICO		239,713	178,932
7306305032	OTH PIPES ETC WLD CIR GLV WO CPLG O LNG ETC	KG	4,632,252	2,042,743
	CHINA,PEOPLE'S REP.(MAINLAND)		1,879,180	846,033
	GUATEMALA		74,935	39,648
	PAKISTAN		1,551,959	617,119
	REP. OF SOUTH AFRICA		964,517	469,817
	REPUBLIC OF KOREA		161,661	70,126
7306305040	OTH TUBES ETC NES OD NO 114.3MM NGAL IMP W COUPLNG	KG	459,618	216,025
	CHINA,PEOPLE'S REP.(MAINLAND)		115,550	44,870
	GUATEMALA		223,193	111,628
	REPUBLIC OF KOREA		120,875	59,527
7306305055	OTH TUBES ETC IOS NONAL WLD NO 114.3 OD CCS NGL NS	KG	2,540,685	945,756
	CHINA,PEOPLE'S REP.(MAINLAND)		631,428	249,828
	PAKISTAN		283,000	91,756
	REP. OF SOUTH AFRICA		914,878	326,432
	REPUBLIC OF KOREA		711,379	277,740
7306305085	PIPES ETC IOS CRC GV WL 1.65MM AO TH OD 114-406MM	KG	592,367	288,094
	CHINA,PEOPLE'S REP.(MAINLAND)		59,776	26,616
	REP. OF SOUTH AFRICA		9,247	4,218
	REPUBLIC OF KOREA		523,344	257,260
7306305090	PIPES ETC IR/ST NGL WL THKNS 1.65MM AO OD 114-406	KG	2,594,996	988,162
	CHINA,PEOPLE'S REP.(MAINLAND)		248,750	77,314
	REP. OF SOUTH AFRICA		596,218	252,315
	REPUBLIC OF KOREA		1,750,028	658,533
7306405015	TUBES ETC NES WLD CIRC STNLS STL 1.65MMOM FR BOILR	KG	16,980	35,691
	MALAYSIA		16,980	35,691
7306601000	OTH TUBES ETC NES WLD NONCIRC CS WLS OV4MM IR/NALS	KG	5,233,873	2,096,840
	FRANCE		49,997	25,758
	REP. OF SOUTH AFRICA		587,182	205,961
	REPUBLIC OF KOREA		4,478,141	1,818,675
	TURKEY		118,553	46,446
7306605000	OTH TUBES ETC NES WLD NONCIRC WLS LT4MM IR/NAL STL	KG	9,606,623	4,594,751
	REP. OF SOUTH AFRICA		105,101	37,402
	REPUBLIC OF KOREA		9,382,969	4,507,002
	TURKEY		118,553	50,347
7306607030	TUBES WELDED WALL <= 4MM OF STAINLESS STEEL	KG	24,750	120,484
	NETHERLANDS		24,750	120,484
7306901000	OTH TUBES ETC, NESOI, OF IRON OR NONALLOY STEEL	KG	1,285,494	2,446,682
	MEXICO		1,285,494	2,446,682
7306905000	OTH TUBES ETC, NESOI, OF ALLOY STEEL	KG	468	8,980

TABLE - 2 IMPORTS INTO PUERTO RICO FROM FOREIGN COUNTRIES
BY COMMODITY AND COUNTRY OF ORIGIN-FISCAL YEAR 2001

COMM CODE	DESCRIPTION AND COUNTRY	UNIT	QUANTITY	VALUE - $
	UNITED KINGDOM OF GT BRITAIN		468	8,980
7307193040	DUCTILE FITTINGS, GROOVED-END OF IRON/STEEL, CAST	KG	44,678	70,141
	CHINA (TAIWAN)		44,678	70,141
7307193060	DUCTILE FITTINGS, THREADED, OF IRON OR STEEL, CAST	KG	47,749	81,378
	CHINA (TAIWAN)		46,188	67,680
	VENEZUELA		1,561	13,698
7307193080	DUCTILE FITTINGS, OTHER, OF IRON OR STEEL, CAST	KG	27,989	28,743
	CHINA,PEOPLE'S REP.(MAINLAND)		27,989	28,743
7307199030	UNIONS, PIPE, OF IRON OR STEEL, CAST	KG	4,641	12,396
	CHINA (TAIWAN)		1,648	6,930
	CHINA,PEOPLE'S REP.(MAINLAND)		2,993	5,466
7307199060	TUBE/PIPE FITTINGS, THREADED, IRON OR STEEL, CAST	KG	12,274	22,414
	CHINA,PEOPLE'S REP.(MAINLAND)		12,274	22,414
7307221000	STAINLESS STEEL SLEEVES (PIPE COUPLINGS)	KG	1,551	8,785
	CHINA (TAIWAN)		1,551	8,785
7307225000	STAINLESS STEEL PIPE ELBOWS AND BENDS	KG	553	5,790
	CHINA (TAIWAN)		553	5,790
7307230000	STAINLESS STEEL TUBE OR PIPE BUTT WELDING FITTINGS	KG	950	53,049
	CANADA		600	39,232
	SWEDEN		350	13,817
7307290030	NIPPLES, PIPE AND TUBE, OF STAINLESS STEEL	KG	10,825	13,914
	CHINA,PEOPLE'S REP.(MAINLAND)		10,825	13,914
7307290090	OTH TUBE AND PIPE FITTINGS, STAINLESS STEEL, NESOI	KG	21,453	32,536
	CHINA,PEOPLE'S REP.(MAINLAND)		21,453	32,536
7307915010	FLANGES, IRN/NALY STL NESOI W INSD DIAM LSTH 360MM	KG	30,838	26,707
	CHINA,PEOPLE'S REP.(MAINLAND)		30,838	26,707
7307923010	SLEEVES (PIPE COUPLINGS) OF IRON OR NONALLOY STEEL	KG	1,743	2,805
	CHINA (TAIWAN)		1,743	2,805
7307923030	SLEEVES (PIPE COUPLINGS), ALLOY STEEL EXC STAINLES	KG	22	2,052
	POLAND		22	2,052
7307933000	BUTT WELDING FITTINGS IR/NAL STL INS DIAM LT 360MM	KG	12,120	23,281
	REPUBLIC OF KOREA		12,120	23,281
7307939030	BUTT WELDING FITTINGS IR/NAL STL INS DIAM 360MM OM	KG	4,512	8,666
	REPUBLIC OF KOREA		4,512	8,666
7307995015	NIPPLES, PIPE AND TUBE I/NAL STEEL MACH, TLD, PROC	KG	30,541	57,815
	CHINA (TAIWAN)		1,442	6,595
	CHINA,PEOPLE'S REP.(MAINLAND)		9,159	13,827
	COSTA RICA		7,533	13,772
	MEXICO		12,407	23,621
7307995045	OTH TUBE/PIPE FITT NESOI I/NAL STL MACH, TLD, PROC	KG	58,558	67,778
	CHINA,PEOPLE'S REP.(MAINLAND)		15,875	27,953
	FRANCE		32	2,455
	MEXICO		42,434	32,803
	NETHERLANDS		217	4,567
7307995060	OTH PIPE FITTINGS NES AL ST EX STNLS MACHND TLD ET	KG	4,912	32,501
	CHINA,PEOPLE'S REP.(MAINLAND)		972	18,375
	COSTA RICA		1,292	2,574
	MEXICO		2,341	4,034
	SWITZERLAND		307	7,518
7308200000	TOWERS AND LATTICE MASTS OF IRON OR STEEL	KG	345,866	511,360
	CANADA		125,386	165,599
	FRANCE		60,000	128,000
	MEXICO		119,499	198,595
	UNITED KINGDOM OF GT BRITAIN		1,381	5,536
	VENEZUELA		39,600	13,630
7308301000	DOORS, WINDOWS AND FRAMES, AND THRSHLDS STNLS STL	KG	257,012	518,489
	MEXICO		257,012	518,489
7308305050	DOORS OF IRON OR STEEL NOT STAINLESS	KG	48,183	104,897
	CANADA		34,200	28,355
	DOMINICAN REPUBLIC		12,016	42,254
	PANAMA		272	4,999
	UNITED KINGDOM OF GT BRITAIN		1,695	29,289
7308400000	SCAFFLDNG SHUTTRNG PRPPNG O PIT-PROPPNG EQUIP, IOS	KG	687,189	1,006,337
	AUSTRIA		27,000	100,866
	CANADA		18,562	71,001
	CHINA (TAIWAN)		43,492	79,466

TABLE - 2 IMPORTS INTO PUERTO RICO FROM FOREIGN COUNTRIES
BY COMMODITY AND COUNTRY OF ORIGIN-FISCAL YEAR 2001

COMM CODE	DESCRIPTION AND COUNTRY	UNIT	QUANTITY	VALUE - $
	CHINA,PEOPLE'S REP.(MAINLAND)		12,630	23,001
	DOMINICAN REPUBLIC		17,772	3,300
	HONG KONG		18,434	24,978
	ITALY		73,222	77,972
	MEXICO		12,016	100,861
	NETHERLANDS		21,546	29,372
	PANAMA		20,241	19,185
	SPAIN		351,940	449,215
	THAILAND		24,773	20,874
	UNITED KINGDOM OF GT BRITAIN		291	3,653
	VENEZUELA		45,270	2,593
7308903000	COLUMNS PILLARS POSTS BEAMS GIRDERS ETC IRN/NAL ST	KG	833,988	1,507,360
	CANADA		8,700	13,289
	CHINA (TAIWAN)		3,393	4,026
	EGYPT		807,210	771,059
	SPAIN		3,533	3,482
	VENEZUELA		11,152	715,504
7308906000	COLUMNS PILLARS POSTS BEAMS GIRDERS ETC NESOI	KG	1,719,494	3,186,636
	BULGARIA		87,200	227,300
	CANADA		1,230	10,128
	CHINA,PEOPLE'S REP.(MAINLAND)		43,200	27,036
	FRANCE		61,254	114,084
	GERMANY		4,801	7,014
	ITALY		99,792	80,980
	MEXICO		1,362,186	2,639,375
	SPAIN		59,831	80,719
7308907000	STEEL GRATING	KG	342,409	241,066
	VENEZUELA		342,409	241,066
7308909530	SHEET-METAL ROOFNG SIDING FLRING ETC, IRON OR STEL	KG	230,939	377,803
	BELGIUM		2,000	36,077
	CANADA		19,002	32,954
	DOMINICAN REPUBLIC		25,346	18,834
	GERMANY		4,521	90,185
	MEXICO		33,667	55,687
	PORTUGAL		145,989	141,913
	TRINIDAD @ TOBAGO		414	2,153
7308909560	ARCHITECTURAL AND ORNAMENTAL WORK, IRON OR STEEL	KG	779	4,066
	ITALY		279	2,062
	UNITED KINGDOM OF GT BRITAIN		500	2,004
7308909590	STRUCTURES AND PARTS ETC NESOI IRON OR STEEL	KG	326,013	663,572
	CANADA		24,266	72,551
	CHINA,PEOPLE'S REP.(MAINLAND)		156,669	150,373
	DOMINICAN REPUBLIC		11,020	17,557
	FRANCE		29,241	112,594
	MEXICO		84,796	153,338
	REPUBLIC OF KOREA		63	32,100
	SPAIN		601	6,727
	UNITED KINGDOM OF GT BRITAIN		1,225	96,290
	VENEZUELA		18,132	22,042
7309000030	TANKS, IOS CAP OV 300L NT INS NT MCH THRML NF GAS	NO	271	989,956
	CHINA,PEOPLE'S REP.(MAINLAND)		60	12,450
	DOMINICAN REPUBLIC		167	98,272
	FRANCE		2	3,260
	NETHERLANDS		18	6,630
	UNITED KINGDOM OF GT BRITAIN		19	806,844
	VENEZUELA		5	62,500
7309000090	RESVRS VTS A SIM CNTNRS IOS CAP OV 300L NF GASES	NO	46	761,267
	BRAZIL		1	7,458
	CANADA		1	57,844
	IRELAND		2	19,436
	UNITED KINGDOM OF GT BRITAIN		42	676,529
7310100010	EMPTY STL DRMS A BBLS CAP OVR 50L, UND 300 LTRS	NO	12,913	320,367
	BRAZIL		3,563	81,060
	CANADA		2	10,900
	GERMANY		385	33,147
	JAMAICA		6,240	141,677

TABLE - 2 IMPORTS INTO PUERTO RICO FROM FOREIGN COUNTRIES
BY COMMODITY AND COUNTRY OF ORIGIN-FISCAL YEAR 2001

COMM CODE	DESCRIPTION AND COUNTRY	UNIT	QUANTITY	VALUE - $
	NETHERLANDS		460	9,143
	PORTUGAL		175	9,044
	SWITZERLAND		2,086	30,463
	UNITED KINGDOM OF GT BRITAIN		2	4,933
7310100050	TANKS CASKS CANS BOXES ETC NES IR/ST CAPAC 50-300L	X		810,027
	BELGIUM			703,441
	CANADA			12,945
	CHINA (TAIWAN)			4,743
	ITALY			58,245
	PORTUGAL			17,147
	SWITZERLAND			8,506
	UNITED ARAB EMIRATES			5,000
7310210025	CANS,SLDRD/CRMPD CLSR,IOS,CIRC CS,11.4-26.6 LTRS	NO	750	7,725
	ITALY		750	7,725
7310210050	CANS,SOLDRD/CRMPD CLSR,IOS,CIR CS, UN 50 LTR,NESOI	NO	68,472,857	6,118,582
	BELGIUM		41,600	61,218
	DENMARK		159,240	183,683
	DOMINICAN REPUBLIC		68,044,727	5,806,437
	PANAMA		16,146	6,292
	PORTUGAL		2,452	25,955
	VENEZUELA		208,692	34,997
7310290050	OTH TNKS CSKS DRMS CNS BXS ETC IOS NESOI UN 50 LTR	NO	814,582	314,724
	MEXICO		1	7,628
	POLAND		812,951	292,282
	PORTUGAL		1,630	14,814
7311000030	SMLS STEEL CONTAINRS FOR GAS, NT OVRWRPD, EXEMPT	NO	813	85,242
	AUSTRIA		302	16,000
	DOMINICAN REPUBLIC		511	69,242
7311000090	IRON OR STEEL PRESSURE CONTAINERS NESOI	NO	8,799	146,414
	MEXICO		2,189	42,063
	VENEZUELA		6,610	104,351
7312101070	STRANDED WIRE OF STAINLESS STEEL, NESOI	KG	16,006	26,970
	CHINA,PEOPLE'S REP.(MAINLAND)		16,006	26,970
7312103012	STRND WR FR PRSTRSNG CONCRTE,IOS NT STNLSS,NESOI	KG	674,468	293,157
	BRAZIL		499,326	220,798
	REP. OF SOUTH AFRICA		175,142	72,359
7312103070	STRND WR GLVNZED IOS,CVRD W TXTL O NONMTLC MTRL	KG	32,595	25,864
	CHINA,PEOPLE'S REP.(MAINLAND)		11,258	14,718
	VENEZUELA		21,337	11,146
7312103074	STRANDED WIRE OF GALVANIZED IRON OR STEEL, NESOI	KG	66,675	67,157
	CHINA (TAIWAN)		755	2,287
	CHINA,PEOPLE'S REP.(MAINLAND)		17,260	22,968
	MEXICO		27,260	18,639
	REPUBLIC OF KOREA		21,400	23,263
7312103080	OTHER STRANDED WIRE OF IRON OR STEEL, NESOI	KG	102,270	167,747
	CANADA		17,962	63,740
	GERMANY		3,703	15,397
	INDONESIA		30,991	36,853
	REPUBLIC OF KOREA		35,007	40,642
	VENEZUELA		14,607	11,115
7312106060	ROPE,CABLE,ETC;EXC STRND WIRE;STNLS STL;DIA >9.5mm	KG	574	5,381
	REPUBLIC OF KOREA		574	5,381
7312107000	ROPES CABLES CORDAGE EX STRND IR/ST EX SS W FTTNGS	KG	5,169	66,435
	CHINA (TAIWAN)		782	4,687
	COLOMBIA		481	6,866
	ITALY		2,064	19,469
	JAPAN		1,842	35,413
7312109030	ROPES CABLS CORDGE EX STRND NES GALV DIAM NOV9.5 I	KG	70,419	95,973
	CHINA,PEOPLE'S REP.(MAINLAND)		18,471	29,195
	COLOMBIA		51,948	66,778
7312109060	ROPES CBLS CORD EX STRND NES GLV DIAM OV9.5MM IOS	KG	90,804	179,560
	COLOMBIA		78,266	162,414
	REPUBLIC OF KOREA		12,538	17,146
7312109090	ROPE CABLE CORDAGE EX STRND WR IRN/ST EX SS NESOI	KG	109,493	211,573
	COLOMBIA		106,968	209,169
	MEXICO		2,525	2,404

TABLE - 2 IMPORTS INTO PUERTO RICO FROM FOREIGN COUNTRIES
BY COMMODITY AND COUNTRY OF ORIGIN-FISCAL YEAR 2001

COMM CODE	DESCRIPTION AND COUNTRY	UNIT	QUANTITY	VALUE - $
7312900000	PLAITED BANDS, SLINGS ETC, IRON OR STEEL NESOI	KG	14,593	9,628
	VENEZUELA		14,593	9,628
7313000000	BARBED WIRE AND TWISTED WIRE FOR FENCING, IRON/STL	KG	826,921	484,303
	BRAZIL		13,440	9,791
	COLOMBIA		75,893	43,200
	DOMINICAN REPUBLIC		167,609	102,343
	ECUADOR		33,274	17,224
	MEXICO		487,322	282,097
	VENEZUELA		49,383	29,648
7314122000	WVN STNLS STL FOR MACH,MESH >12-<36 WIRE LINEAL CM	M2	1,200	11,309
	CHINA,PEOPLE'S REP.(MAINLAND)		1,200	11,309
7314190000	WOVEN WIRE PRODUCTS OF IRON OR STEEL, EXC STNLS.	M2	8,793	88,950
	CHINA (TAIWAN)		1,402	32,773
	CHINA,PEOPLE'S REP.(MAINLAND)		7,391	56,177
7314200000	GRILL NETTING FENCING WLD IR/ST WR 3MMCS 100CM2MSH	KG	49,709	17,426
	DOMINICAN REPUBLIC		49,709	17,426
7314311000	WIRE FENCNG IR/STL CTD/PLTD W ZN, WELDED AT INTRSC	KG	566,748	450,449
	CHINA,PEOPLE'S REP.(MAINLAND)		403,673	302,144
	DOMINICAN REPUBLIC		93,218	82,097
	MEXICO		21,204	20,314
	VENEZUELA		48,653	45,894
7314315000	GRILL-NETTING IRON/STEEL WELD INTRSCTN PLTD/CTD ZN	KG	672,573	465,309
	CHINA,PEOPLE'S REP.(MAINLAND)		638,016	432,573
	VENEZUELA		34,557	32,736
7314390000	OTH GRILL, NETTING AND FENCING, IR/STL, WLD NESOI	KG	1,110,095	471,797
	BELGIUM		16,466	32,589
	CHINA (TAIWAN)		10,816	8,586
	CHINA,PEOPLE'S REP.(MAINLAND)		38,033	28,410
	VENEZUELA		1,044,780	402,212
7314410030	CHAIN LINK FENCING, IOS, PLATED/COATED WITH ZINC	KG	226,641	142,455
	MEXICO		226,641	142,455
7314410060	OTH IOS GRLL,NTTG,FNCG,NT CHN LNK,PLTD/CTD W ZINC	KG	316,082	194,603
	CHINA (TAIWAN)		116,000	48,356
	CHINA,PEOPLE'S REP.(MAINLAND)		109,034	61,330
	MEXICO		91,048	84,917
7314420030	CHAIN LINK FENCING, IOS, COATED WITH PLASTIC	KG	25,923	16,160
	MEXICO		25,923	16,160
7314493000	OTH GRILL NETTNG FENCNG IRN/STL NOT CUT TO SHAPE	KG	21,927	19,315
	CHINA (TAIWAN)		21,927	19,315
7314496000	OTH GRILL, NETNG, FENCNG, IOS NESOI CUT TO SHAPE	KG	22,666	18,695
	CHINA (TAIWAN)		22,666	18,695
7314500000	EXPANDED METAL, IRON OR STEEL	M2	123,773	602,527
	MEXICO		50,876	294,629
	REP. OF SOUTH AFRICA		58,850	259,354
	REPUBLIC OF KOREA		14,047	48,544
7315110005	ROLLER CHAIN FOR MOTOR VEHICLES, OF IRON OR STEEL	KG	1,861	33,659
	CHINA (TAIWAN)		605	6,377
	JAPAN		1,256	27,282
7315110010	BICYCLE CHAINS, IR/ST NOV 50MM PTCH MRTH 3PTS/PTCH	KG	510	2,102
	CHINA (TAIWAN)		510	2,102
7315110060	OTHER ROLLER CHAIN OF IRON OR STEEL NESOI	KG	7,588	22,758
	INDIA		6,525	16,834
	JAPAN		122	2,067
	SINGAPORE		941	3,857
7315120080	ARTICULATED LINK CHAIN OF IRON OR STEEL NESOI	KG	30,965	72,202
	CHINA (TAIWAN)		2,733	4,255
	CHINA,PEOPLE'S REP.(MAINLAND)		17,285	10,901
	MEXICO		3,859	3,414
	POLAND		7,088	53,632
7315190000	PARTS OF ARTICULATED LINK CHAIN OF IRON OR STEEL	KG	20,366	46,564
	CHINA (TAIWAN)		486	2,019
	INDIA		19,880	44,545
7315810000	STUD LINK CHAIN OF IRON OR STEEL	KG	16,192	10,058
	CHINA,PEOPLE'S REP.(MAINLAND)		16,192	10,058
7315821000	WELDED LINK CHAIN NESOI ALY STL NOV 10MM DIAMTR	KG	37,572	47,473
	CHINA (TAIWAN)		702	7,257

TABLE - 2 IMPORTS INTO PUERTO RICO FROM FOREIGN COUNTRIES
BY COMMODITY AND COUNTRY OF ORIGIN-FISCAL YEAR 2001

COMM CODE	DESCRIPTION AND COUNTRY	UNIT	QUANTITY	VALUE - $
	MEXICO		18,793	17,056
	SPAIN		18,077	23,160
7315823000	WELDED LINK CHAIN NESOI ALY STL OVER 10MM IN DIAM	KG	39,066	37,959
	MEXICO		39,066	37,959
7315827000	WELDED LNK CHAN, NESOI IR/NAL ST OV 10MM IN DIAM	KG	9,051	9,041
	MEXICO		9,051	9,041
7315895000	OTHER IRN/STL CHAIN NESOI, NOT W ROUND LINKS	KG	46,222	60,752
	CHINA (TAIWAN)		2,136	4,588
	MEXICO		40,286	39,999
	REPUBLIC OF KOREA		3,800	16,165
7316000000	ANCHORS, GRAPNELS AND PARTS THEREOF, OF IRON/STEEL	X		34,153
	CHINA (TAIWAN)			2,277
	GERMANY			11,420
	MEXICO			20,456
7317005504	COLLATD ROOFING IRON/STL NAIL;LENGTH 20.6 - 46.1mm	KG	20,460	10,388
	CHINA,PEOPLE'S REP.(MAINLAND)		20,460	10,388
7317005506	IRON/STL COLLATD NAIL;1-PC CONSTRCT;RND WIRE;NESOI	KG	128,521	131,303
	CHINA (TAIWAN)		13,938	26,396
	COLOMBIA		32,346	31,048
	DOMINICAN REPUBLIC		6,386	8,424
	MEXICO		4,478	3,845
	REPUBLIC OF KOREA		53,877	48,184
	VENEZUELA		17,496	13,406
7317005520	IRON/STL NAIL;OTHER;SMOOTH SHANK;NOT COATED/PLATED	KG	264,546	111,018
	TRINIDAD @ TOBAGO		264,546	111,018
7317005530	IRON/STL GALVANZD NAILS;SMOOTH SHANK;1-PC CNSTRCTN	KG	73,999	69,680
	CHINA (TAIWAN)		5,448	8,858
	COLOMBIA		6,800	10,000
	DOMINICAN REPUBLIC		13,878	12,489
	MEXICO		47,873	38,333
7317005540	IRON/STL NAIL;OTHER;COATED W/VINYL,RESIN OR CEMENT	KG	26,470	41,533
	CHINA (TAIWAN)		26,470	41,533
7317005550	IRON/STL NAIL; OTHER; SMOOTH SHANK; COATED; NESOI	KG	149,198	80,033
	CHINA (TAIWAN)		1,094	3,905
	COLOMBIA		5,100	7,500
	DOMINICAN REPUBLIC		62,390	32,786
	GERMANY		2,328	7,254
	TRINIDAD @ TOBAGO		78,286	28,588
7317005560	IRON/STL NAIL;OTH;NOT SMOOTH SHANK;NOT COATED/PLTD	KG	163,102	118,385
	CHINA,PEOPLE'S REP.(MAINLAND)		144,115	106,352
	REPUBLIC OF KOREA		18,987	12,033
7317005570	IRON/STL GALVANZD NAILS; OTHER; NOT SMOOTH SHANK	KG	20,701	14,079
	MEXICO		12,847	9,347
	VENEZUELA		7,854	4,732
7317005580	IRON/STL NAIL;OTH;NOT SMTH SHANK;VINYL/RESIN,COATD	KG	5,040	6,720
	CHINA,PEOPLE'S REP.(MAINLAND)		5,040	6,720
7317005590	IRON/STL NAILS;OTHER;NOT SMOOTH SHANK;COATED;NESOI	KG	181,955	195,979
	CHINA (TAIWAN)		1,458	7,620
	CHINA,PEOPLE'S REP.(MAINLAND)		23,031	24,483
	COLOMBIA		43,320	69,168
	GERMANY		797	4,986
	ITALY		3,960	12,430
	MEXICO		2,979	2,844
	REPUBLIC OF KOREA		68,728	56,878
	TRINIDAD @ TOBAGO		37,682	17,570
7317006530	IRON/STL NAILS;1-PIECE CNTRCTN;NOT ROUND WIRE; CUT	KG	449,861	390,776
	CHINA,PEOPLE'S REP.(MAINLAND)		332,264	302,626
	REP. OF SOUTH AFRICA		57,462	63,225
	TRINIDAD @ TOBAGO		60,135	24,925
7317006560	IRON/STL NAILS;1-PC CNSTCTN;NOT ROUND WIRE;NOT CUT	KG	135,368	142,582
	CHINA (TAIWAN)		1,424	7,543
	CHINA,PEOPLE'S REP.(MAINLAND)		23,379	28,821
	COLOMBIA		43,655	52,997
	ITALY		7,532	21,274
	MEXICO		18,005	12,043
	PORTUGAL		1,283	3,584

TABLE - 2 IMPORTS INTO PUERTO RICO FROM FOREIGN COUNTRIES
BY COMMODITY AND COUNTRY OF ORIGIN-FISCAL YEAR 2001

COMM CODE	DESCRIPTION AND COUNTRY	UNIT	QUANTITY	VALUE - $
	TRINIDAD @ TOBAGO		40,090	16,320
7317007500	IRON/STL NAILS;EXCL COPPER HEADS;2 OR MORE PIECES	KG	51,813	49,652
	CHINA (TAIWAN)		100	2,171
	CHINA,PEOPLE'S REP.(MAINLAND)		51,713	47,481
7318120000	OTHER WOOD SCREWS OF IRON/STEEL;THREADED;NOT COACH	KG	2,683	8,527
	CHINA (TAIWAN)		2,683	8,527
7318130030	SCREW HOOKS OR RINGS IOS THREAD DIAM LS THN 6MM	KG	1,452	10,237
	CHINA (TAIWAN)		1,412	4,875
	GERMANY		40	5,362
7318141030	SELF-TAP SCREW;STNLS STEEL;SHANK/THREAD DIAM <6mm	KG	7,718	34,146
	CHINA (TAIWAN)		7,718	34,146
7318141060	SELF-TAP SCREW;IRON/STL OTH;SHANK/THREAD DIAM <6mm	KG	80,631	167,400
	CHINA (TAIWAN)		71,109	157,483
	REPUBLIC OF KOREA		9,522	9,917
7318145000	SELF-TAPPING SCREWS IRN/STL THREAD DIAM 6MM OR MOR	KG	3,877	9,751
	CHINA (TAIWAN)		3,877	9,751
7318152010	BOLTS INC W NUTS/WSHRS, IRN/STL THREADS LS THN 6MM	KG	23,907	48,320
	CHINA (TAIWAN)		23,907	48,320
7318152030	STRUCTURAL BOLTS, IRON/STEEL, THREAD DIAM 6MM OM	KG	20,457	31,527
	CHINA (TAIWAN)		20,457	31,527
7318152050	BOLTS, IRON/STEEL, ROUND HEADS, THRDS 6MM OM NESOI	KG	2,204	2,031
	CHINA,PEOPLE'S REP.(MAINLAND)		2,204	2,031
7318152060	BOLTS W HEXAGONL HEADS, IR/STL, THRDS 6MM OM NESOI	KG	114,784	196,104
	CANADA		36,374	59,439
	CHINA (TAIWAN)		76,064	125,118
	JAPAN		2,346	11,547
7318152090	BOLTS AND BLTS W NUTS/WSHRS IR/ST THRFDS 6MM OM NE	KG	219,227	437,119
	ARGENTINA		127	4,912
	BRAZIL		7,771	33,188
	CANADA		78,660	123,435
	CHINA (TAIWAN)		82,553	179,621
	CHINA,PEOPLE'S REP.(MAINLAND)		40,907	41,592
	DENMARK		248	8,414
	GERMANY		1,184	4,534
	INDIA		465	3,767
	ITALY		2,153	5,224
	JAPAN		120	2,489
	MEXICO		3,780	21,302
	POLAND		1,161	4,298
	UNITED KINGDOM OF GT BRITAIN		98	4,343
7318154000	MACHINE SCREWS, IOS, LENGTH 9.5MM OM DIAM 3.2MM OM	KG	21,254	36,308
	BRAZIL		10,948	12,661
	CHINA (TAIWAN)		7,985	19,975
	ITALY		2,321	3,672
7318155030	STUDS OF STAINLESS STEEL, THREADED	KG	518	2,428
	CHINA (TAIWAN)		518	2,428
7318155060	OTHER STUDS OF IRON OR STEEL, THREADED	KG	174,846	142,177
	CHINA (TAIWAN)		23,040	32,868
	CHINA,PEOPLE'S REP.(MAINLAND)		134,028	88,922
	DENMARK		52	3,309
	JAPAN		16	2,672
	MEXICO		17,710	14,406
7318156060	SCREWS NESOI; IRON/STEEL; SHANK/THREAD DIAM <6mm	KG	33,785	61,074
	CHINA (TAIWAN)		32,363	55,906
	CHINA,PEOPLE'S REP.(MAINLAND)		1,422	5,168
7318158065	SCREW IRON/STL HEXAGONL HEADS THRD DIAM >= 6MM NES	KG	4,331	11,307
	CHINA (TAIWAN)		4,331	11,307
7318158080	OTH SCREWS, IRN/STL, W THREAD DIAM 6MM OR MR NESOI	KG	42,239	243,580
	BRAZIL		8,844	13,043
	CHINA (TAIWAN)		3,443	14,649
	CHINA,PEOPLE'S REP.(MAINLAND)		19,988	25,615
	FRANCE		179	2,370
	JAPAN		39	156,743
	MEXICO		9,525	26,415
	UNITED KINGDOM OF GT BRITAIN		19	2,457
	VENEZUELA		202	2,288

TABLE - 2 IMPORTS INTO PUERTO RICO FROM FOREIGN COUNTRIES
BY COMMODITY AND COUNTRY OF ORIGIN-FISCAL YEAR 2001

COMM CODE	DESCRIPTION AND COUNTRY	UNIT	QUANTITY	VALUE - $
7318160030	LOCKING LUGNUTS OF IRON OR STEEL	KG	10,316	43,015
	CHINA (TAIWAN)		10,316	43,015
7318160045	LUGNUTS OF IRON OR STEEL, NESOI	KG	5,593	36,293
	CHINA (TAIWAN)		1,800	21,250
	CHINA,PEOPLE'S REP.(MAINLAND)		3,793	15,043
7318160060	OTHER THREADED NUTS OF STAINLESS STEEL	KG	1,408	3,808
	CHINA,PEOPLE'S REP.(MAINLAND)		1,408	3,808
7318160085	OTHER THREADED NUTS OF IRON OR STEEL, NESOI	KG	71,049	118,925
	BRAZIL		15,431	31,128
	CHINA (TAIWAN)		21,236	29,996
	CHINA,PEOPLE'S REP.(MAINLAND)		22,088	22,356
	GERMANY		8,308	17,201
	MEXICO		2,111	11,070
	POLAND		1,875	7,174
7318190000	THREADED ARTICLES OF IRON OR STEEL, NESOI	KG	61,130	58,196
	CHINA (TAIWAN)		968	2,910
	CHINA,PEOPLE'S REP.(MAINLAND)		17,478	17,437
	MEXICO		42,684	37,849
7318210030	HELICAL SPRING LOCK WASHERS OF IRON OR STEEL	KG	2,594	3,000
	BRAZIL		2,594	3,000
7318220000	WASHERS OTHER THAN LOCK WASHERS, IRON OR STEEL	KG	146,190	174,521
	BRAZIL		4,494	5,460
	CANADA		18,959	51,544
	CHINA (TAIWAN)		16,718	32,736
	CHINA,PEOPLE'S REP.(MAINLAND)		103,579	76,619
	GERMANY		201	2,264
	ITALY		2,230	3,527
	SWITZERLAND		9	2,371
7318230000	RIVETS OF IRON OR STEEL	KG	122,061	621,449
	AUSTRIA		301	2,736
	CHINA (TAIWAN)		3,424	5,633
	CHINA,PEOPLE'S REP.(MAINLAND)		1,096	15,032
	HONG KONG		1,770	4,398
	REPUBLIC OF KOREA		115,470	593,650
7318240000	COTTERS AND COTTER PINS, OF IRON OR STEEL	KG	702	3,829
	CHINA (TAIWAN)		702	3,829
7318290000	OTH NON-THREADED ARTICLES (FASTNRS) IRN/STL NESOI	KG	16,710	61,814
	CHINA,PEOPLE'S REP.(MAINLAND)		15,413	22,961
	IRELAND		436	10,414
	SPAIN		861	28,439
7319200050	SAFETY PINS NOT ON CARDS, IRON OR STEEL	GRS	5,712	2,109
	MEXICO		5,712	2,109
7319301000	DRESSMAKERS' OR COMMON PINS, IRON OR STEEL	KG	1,187	18,361
	CHINA,PEOPLE'S REP.(MAINLAND)		1,187	18,361
7319305050	PINS OF IRON OR STEEL, NESOI	KG	1,320	10,870
	CHINA (TAIWAN)		1,132	8,219
	MEXICO		188	2,651
7319900000	KNITTING NEEDLES AND SIMILAR ARTICLES, IRN/STL NES	X		39,709
	CHINA (TAIWAN)			2,091
	CHINA,PEOPLE'S REP.(MAINLAND)			21,576
	IRELAND			5,691
	MEXICO			10,351
7320109060	LEAF SPRINGS AND LVS THEREFOR, OTH, OTH, IRON/STL	KG	18,883	22,250
	CANADA		18,883	22,250
7320201000	HELICAL SPRINGS SUITBLE FR MOTOR-VEHCL SUSP IR/STL	KG	4,905	32,960
	CHINA (TAIWAN)		4,481	28,213
	JAPAN		329	2,283
	REPUBLIC OF KOREA		95	2,464
7320905010	OTHER SPRINGS OF IOS WIRE FOR USE IN HEADING 9404	KG	538,640	503,013
	DOMINICAN REPUBLIC		110,210	49,195
	REP. OF SOUTH AFRICA		428,430	453,818
7320905020	OTHER SPRINGS OF IRON OR STEEL WIRE, NESOI	KG	1,135	14,315
	CHINA,PEOPLE'S REP.(MAINLAND)		884	9,080
	JAPAN		251	5,235
7320905060	SPRINGS OF IRON OR STEEL, OTHER THAN OF WIRE NESOI	KG	25,060	675,592
	CANADA		264	4,320

TABLE - 2 IMPORTS INTO PUERTO RICO FROM FOREIGN COUNTRIES
BY COMMODITY AND COUNTRY OF ORIGIN-FISCAL YEAR 2001

COMM CODE	DESCRIPTION AND COUNTRY	UNIT	QUANTITY	VALUE - $
	JAPAN		24,796	671,272
7321111030	PORTBL STOVES & RANGES, GAS OR GAS AND OTHER FUELS	NO	16,496	226,517
	BRAZIL		448	24,125
	CHINA,PEOPLE'S REP.(MAINLAND)		13,486	99,481
	COLOMBIA		500	5,625
	COSTA RICA		1,062	91,124
	SPAIN		1,000	6,162
7321111060	OTHR PRTBL CKNG APPLNCS/PLTE WMRS GAS O GAS & OTHR	NO	11,429	62,598
	CHILE		1	3,605
	CHINA (TAIWAN)		420	2,940
	CHINA,PEOPLE'S REP.(MAINLAND)		11,008	56,053
7321113000	NONPORTBL COOKNG STOVES OR RANGES IOS FOR GAS	NO	54,371	3,628,487
	BRAZIL		30,950	1,800,491
	CHINA,PEOPLE'S REP.(MAINLAND)		8,218	86,452
	COLOMBIA		125	14,564
	COSTA RICA		2,122	231,758
	ECUADOR		180	13,320
	MEXICO		12,776	1,481,902
7321130040	OTH PORTBL COOKNG APPLNCS, IRN/STL FOR SOLID FUEL	NO	6,815	51,417
	BRAZIL		20	11,040
	CHINA (TAIWAN)		720	3,384
	CHINA,PEOPLE'S REP.(MAINLAND)		6,075	36,993
7321130060	COOKNG APPLNCS, CST IRN, NON-PORT, FOR SOLID FUEL	NO	40	2,955
	BRAZIL		40	2,955
7321811000	OTH PORT DOMESTC APPL, IOS NESOI FOR GAS FUEL	NO	1,548	30,821
	CHINA,PEOPLE'S REP.(MAINLAND)		1,548	30,821
7321815000	OTH NON-PORT DOMESTIC APPL IOS NESOI FOR GAS FUEL	NO	1	3,605
	CHILE		1	3,605
7321825000	OTH NON-PORT DOMESTC APPL, IOS FOR LIQUID FUEL NES	NO	72	5,580
	ITALY		72	5,580
7321830050	OTH DOMESTIC APPLIANCES, IOS, FOR SOLID FUEL NESOI	NO	1,200	12,600
	CHINA,PEOPLE'S REP.(MAINLAND)		1,200	12,600
7321902000	TOP SURFCE PNLS W/WO BRNRS/CNTRLS,SBHDG 7321.11.30	X		2,593
	ECUADOR			2,593
7321905000	OTHER PARTS FOR ARTICLES IN SUBHEADING 7321.11.30	X		28,882
	MEXICO			28,882
7321906090	PARTS OTHR NONELCTRC CKNG APPLNCS, IRON OR STEEL	X		11,099
	CANADA			2,970
	CHINA,PEOPLE'S REP.(MAINLAND)			5,400
	SPAIN			2,729
7322190000	RADIATORS FOR CNTRL HTNG AND PARTS, IOS EXC CSTIRN	X		56,210
	CANADA			56,210
7323100000	IOS WOOL, SCOURING PADS, GLOVES ETC, IRON OR STEEL	KG	18,170	101,997
	CHINA (TAIWAN)		2,870	16,706
	CHINA,PEOPLE'S REP.(MAINLAND)		14,110	78,074
	MEXICO		935	5,208
	PANAMA		255	2,009
7323930015	TEAKETTLES OF STAINLESS STEEL, AND PARTS THEREOF	NO	21,192	8,320
	CHINA,PEOPLE'S REP.(MAINLAND)		21,192	8,320
7323930030	COOKING WARE OF STAINLESS STEEL, AND PARTS THEREOF	NO	123,130	747,236
	BRAZIL		20,896	208,914
	CHINA,PEOPLE'S REP.(MAINLAND)		31,878	178,774
	INDIA		40,372	82,193
	ITALY		24,209	175,560
	PORTUGAL		3,425	54,795
	SWITZERLAND		2,350	47,000
7323930060	KITCHEN WARE OF STAINLESS STEEL, NESOI, AND PARTS	NO	452,173	185,920
	CHINA,PEOPLE'S REP.(MAINLAND)		293,089	59,903
	GERMANY		56	24,185
	INDIA		44,348	47,071
	REPUBLIC OF KOREA		3,288	6,214
	SPAIN		200	7,632
	VENEZUELA		111,192	40,915
7323930080	HOUSEHOLD ARTICLES, STAINLESS STEEL, NESOI A PARTS	NO	128,867	91,042
	BRAZIL		2,912	5,179
	CHINA (TAIWAN)		860	5,679

TABLE - 2 IMPORTS INTO PUERTO RICO FROM FOREIGN COUNTRIES
BY COMMODITY AND COUNTRY OF ORIGIN-FISCAL YEAR 2001

COMM CODE	DESCRIPTION AND COUNTRY	UNIT	QUANTITY	VALUE - $
	CHINA,PEOPLE'S REP.(MAINLAND)		76,588	25,681
	GERMANY		1,245	13,406
	INDIA		46,770	31,781
	PORTUGAL		492	9,316
7323940020	COOKING WARE, ENAMLD STL, OTH THN STAINLS A PARTS	NO	116,027	247,702
	BRAZIL		6,906	58,809
	CHINA,PEOPLE'S REP.(MAINLAND)		16,728	10,778
	INDONESIA		15,428	71,451
	MEXICO		41,300	50,779
	SPAIN		6,065	26,135
	THAILAND		29,600	29,750
7323940030	KITCHN WR, NES, ENAMELED STEEL OTH THN STNLS, PRTS	NO	28,488	16,120
	CHINA,PEOPLE'S REP.(MAINLAND)		26,568	13,336
	INDONESIA		1,920	2,784
7323940040	COOKNG A KITCHN WR, ENAMLD IRON (NTCST) NES A PRTS	NO	7,560	21,762
	CHINA,PEOPLE'S REP.(MAINLAND)		7,200	17,280
	ITALY		360	4,482
7323940080	OTH HSHLD ARTIC NES ENAM IOS NTCST OR SS A PARTS	NO	15,198	11,147
	CHINA,PEOPLE'S REP.(MAINLAND)		15,198	11,147
7323991000	L HSHLD ART IOS (NCST/NSS) A PTS CTD/PLTD SLVR	X		47,193
	BRAZIL			3,007
	FRANCE			13,309
	ITALY			30,877
7323993000	HSHLD ART IOS (NCST/NSS) A PTS CTD/PLTD PMTL NT SL	X		9,028
	COLOMBIA			9,028
7323995060	TBL KTCHN OTH HSHLD ARTCLS NT FOOD/DRNK OF TINPLAT	X		13,728
	CHINA (TAIWAN)			13,728
7323997000	COOKNG WR, IOS (NT CSTIR OR SS) NT ENAM NT PM NESI	NO	96,700	122,529
	BRAZIL		3,080	14,355
	CHINA,PEOPLE'S REP.(MAINLAND)		92,870	91,353
	SPAIN		750	16,821
7323999030	KTCHN O TBLWR FOOD/DRNK CNT CT NT COOKNGWR OF IOS	X		8,927
	CHINA,PEOPLE'S REP.(MAINLAND)			8,927
7323999060	TABL, KITCHN O OTH HSHLD ARTC NOT COOKWR IOS NESOI	X		463,802
	BRAZIL			8,169
	CHINA (TAIWAN)			172,123
	CHINA,PEOPLE'S REP.(MAINLAND)			249,308
	ITALY			20,251
	MEXICO			13,951
7324100000	SINKS AND WASH BASINS OF STAINLESS STEEL	NO	51,173	732,879
	ARGENTINA		186	20,755
	MEXICO		4,620	82,173
	PORTUGAL		33,154	580,538
	SPAIN		12,763	31,788
	VENEZUELA		450	17,625
7324215000	BATHS, CAST IRON, WHETHER OR NT ENAMLD	NO	3,950	30,002
	CHINA (TAIWAN)		1,300	16,976
	MEXICO		2,640	8,797
	SPAIN		10	4,229
7324290000	BATHS OF IRON OR STEEL, OTHER THAN CAST IRON	NO	37,954	135,311
	CHINA (TAIWAN)		34,168	33,764
	CHINA,PEOPLE'S REP.(MAINLAND)		504	13,990
	GERMANY		140	3,790
	ITALY		151	16,730
	SPAIN		2,991	67,037
7324900000	OTHER SANITARY WARE, INCLUDING PARTS, IRN/ST NESOI	X		377,003
	CHINA (TAIWAN)			189,021
	CHINA,PEOPLE'S REP.(MAINLAND)			61,981
	GERMANY			14,439
	ITALY			3,900
	MEXICO			23,743
	SPAIN			83,919
7325100010	MANHOLE COVERS, RINGS A FRAMES, NONMALBL CAST IRON	KG	409,786	160,503
	COLOMBIA		16,000	10,760
	DOMINICAN REPUBLIC		61,920	23,318
	INDIA		331,866	126,425

TABLE - 2 IMPORTS INTO PUERTO RICO FROM FOREIGN COUNTRIES
BY COMMODITY AND COUNTRY OF ORIGIN-FISCAL YEAR 2001

COMM CODE	DESCRIPTION AND COUNTRY	UNIT	QUANTITY	VALUE - $
7325100080	OTHER NONMALLEABLE CAST IRON; NESOI	KG	142,289	135,783
	BRAZIL		40,051	83,735
	CHINA,PEOPLE'S REP.(MAINLAND)		47,410	31,263
	INDIA		54,828	20,785
7325991000	OTHER CAST IRON ARTICLES NESOI	KG	502,370	1,091,076
	BRAZIL		62,923	132,779
	CHINA (TAIWAN)		2,287	15,252
	CHINA,PEOPLE'S REP.(MAINLAND)		208,940	166,519
	FRANCE		180,908	660,987
	GERMANY		7,265	26,369
	INDIA		19,319	26,547
	ITALY		20,728	62,623
7325995000	OTHER CAST ARTICLES OF STEEL	KG	310,450	325,758
	BRAZIL		10,308	30,490
	CHINA (TAIWAN)		1,148	6,397
	CHINA,PEOPLE'S REP.(MAINLAND)		187,420	145,789
	ECUADOR		52,920	82,635
	INDIA		58,034	52,243
	SPAIN		620	8,204
7326190000	OTH ARTIC IOS FRGD OR STMPD, NT FURTH WRKD, NESOI	KG	119,727	167,432
	BRAZIL		119,426	138,679
	CZECH REPUBLIC		66	4,753
	FRANCE		235	24,000
7326200050	OTHER ARTICLES OF IRON OR STEEL WIRE, NESOI	X		548,931
	CHINA (TAIWAN)			40,299
	CHINA,PEOPLE'S REP.(MAINLAND)			109,161
	COLOMBIA			20,651
	DOMINICAN REPUBLIC			6,678
	EL SALVADOR			6,838
	ITALY			2,185
	JAPAN			20,070
	MEXICO			223,726
	SPAIN			8,058
	THAILAND			12,600
	VENEZUELA			98,665
7326901000	OTHER ARTICLES OF TINPLATE, NESOI (NOT HOUSEHOLD)	X		668,446
	COLOMBIA			3,836
	DOMINICAN REPUBLIC			651,895
	MEXICO			2,119
	NEW ZEALAND ISLANDS			8,396
	SPAIN			2,200
7326902500	CABLE/INNER WIRE FOR CALPR & CNTLVR BRAKES & CASNG	KG	666	2,883
	CHINA (TAIWAN)		666	2,883
7326904500	HORSE AND MULE SHOES OF IRON OR STEEL	KG	71,115	232,326
	COLOMBIA		30,233	68,153
	GERMANY		15,636	58,884
	ITALY		5,776	27,836
	NETHERLANDS		19,470	77,453
7326906000	OTH ARTIC IOS, CTD OR PLTD W PREC METAL, NESOI	X		25,723
	CHINA,PEOPLE'S REP.(MAINLAND)			18,948
	SPAIN			6,775
7326908505	RODS FOR ELECTRICAL GROUNDING, OF IRON OR STEEL	KG	43,829	18,350
	BRAZIL		43,829	18,350
7326908530	HANGERS A SIM SUPPRTS FOR TUBES A PIPES, IRN/STEEL	KG	25,841	17,827
	ECUADOR		17,888	10,505
	INDIA		7,953	7,322
7326908560	LADDERS OF IRON OR STEEL	NO	13,854	78,615
	CHINA,PEOPLE'S REP.(MAINLAND)		13,824	73,682
	ITALY		30	4,933
7326908575	PAINT ROLLER FRAMES OF IRON OR STEEL	NO	655,752	203,345
	CHINA (TAIWAN)		67,356	19,063
	CHINA,PEOPLE'S REP.(MAINLAND)		578,700	180,834
	MEXICO		9,696	3,448
7326908586	ARTICLES OF IRON OR STEEL, NESOI	KG	998,360	2,212,483
	BRAZIL		83,713	155,903
	CANADA		46,457	82,587

TABLE - 2 IMPORTS INTO PUERTO RICO FROM FOREIGN COUNTRIES
BY COMMODITY AND COUNTRY OF ORIGIN-FISCAL YEAR 2001

COMM CODE	DESCRIPTION AND COUNTRY	UNIT	QUANTITY	VALUE - $
	CHINA (TAIWAN)		54,878	229,666
	CHINA,PEOPLE'S REP.(MAINLAND)		188,805	360,278
	COLOMBIA		44,527	43,506
	COSTA RICA		19	8,565
	DOMINICAN REPUBLIC		2,196	4,375
	ECUADOR		52,393	31,220
	FINLAND		91	9,827
	FRANCE		5,259	18,400
	GERMANY		54,465	82,078
	HONG KONG		3,823	6,791
	INDIA		37,635	57,175
	INDONESIA		2,100	3,636
	ITALY		25,001	56,746
	JAPAN		13,828	42,222
	MEXICO		131,240	333,726
	NETHERLANDS		2,894	51,504
	PANAMA		1,185	11,755
	PORTUGAL		843	6,308
	REP. OF SOUTH AFRICA		2,301	10,909
	REPUBLIC OF KOREA		74	2,790
	SPAIN		62,615	254,987
	SWEDEN		6,405	90,915
	THAILAND		19,320	36,170
	UNITED KINGDOM OF GT BRITAIN		868	39,099
	VENEZUELA		155,425	181,345
	COPPER AND ARTICLES THEREOF	TOTAL	2,542,738	7,769,594
7407105010	BARS A RDS REF CPPR HVG A RCTNGLR CRSS SCTN	KG	552,211	1,352,413
	PERU		552,211	1,352,413
7407105050	BARS AND RODS NESOI OF REFINED COPPER	KG	18,331	45,281
	CHILE		18,331	45,281
7407219000	BARS AND RODS OF BRASS, NESOI	KG	72,931	152,070
	POLAND		72,931	152,070
7408190000	REF CU WIRE W MAX CRS-SCTN UNDER 6 MM	KG	91,175	158,506
	FRANCE		30,223	92,195
	GERMANY		58,838	55,810
	SWITZERLAND		2,114	10,501
7408225000	WIRE, CUPRO-NI OR NICKEL SILVR NT CTD O PL W MTL	KG	18,858	65,501
	MEXICO		18,858	65,501
7409115050	REF CU SHT STRP PLT UN5MM TH A UN 500 MM WIDE COIL	KG	33,628	97,636
	GERMANY		33,628	97,636
7409195000	RF CU PL SH STR MT CLD UN 5MM TH AT LST 500MM WIDE	KG	50,605	122,842
	TURKEY		50,605	122,842
7409199000	RF CU PL SH STR UN 5MM TH A UN 500MM WD NT COILS	KG	34,788	91,093
	BRAZIL		34,788	91,093
7409210090	BS PL SH STR COILS UN 500MM WIDE OV 1.6MM THICK	KG	19,307	59,749
	GERMANY		19,307	59,749
7409290090	BRS PL SH STR N C WDT UN 500MM OV 1.6 U 5MM THICK	KG	204,381	484,076
	POLAND		204,381	484,076
7410110000	COPPER FOIL, NOT BACKED, OF REFINED COPPER	KG	167,602	592,917
	SWEDEN		167,602	592,917
7410120030	FOIL OF COPPER-ZINC BASED ALLOYS (BRASS) NOT BACKE	KG	33,511	117,606
	NETHERLANDS		16,546	56,620
	SWEDEN		16,965	60,986
7411101030	TUBE/PIPE REF CU SMLS OD 6MM NOV 16MM COIL ON SPLS	KG	130,277	451,559
	ARGENTINA		4,089	13,044
	MALAYSIA		19,254	104,725
	MEXICO		18,055	57,975
	REPUBLIC OF KOREA		88,879	275,815
7411101090	OTHER TUBES AND PIPES OF REFINED COPPER, SEAMLESS	KG	681,382	2,093,181
	CHILE		144,120	389,500
	CHINA,PEOPLE'S REP.(MAINLAND)		17,285	55,978
	JAPAN		497,382	1,571,397
	MALAYSIA		1,292	4,091
	REPUBLIC OF KOREA		21,303	72,215

TABLE - 2 IMPORTS INTO PUERTO RICO FROM FOREIGN COUNTRIES
BY COMMODITY AND COUNTRY OF ORIGIN-FISCAL YEAR 2001

COMM CODE	DESCRIPTION AND COUNTRY	UNIT	QUANTITY	VALUE - $
7411105000	TUBES AND PIPES OF REFINED COPPER EXC SEAMLESS	KG	40,020	122,194
	CHILE		2,485	6,377
	CHINA,PEOPLE'S REP.(MAINLAND)		37,535	115,817
7411215000	TUBES AND PIPES OF BRASS, EXCEPT SEAMLESS	KG	21,747	60,255
	CHINA,PEOPLE'S REP.(MAINLAND)		21,747	60,255
7411295000	PIPES AND TUBES OF COPPER ALLOY NESOI NOT SEAMLESS	KG	208,937	626,137
	VENEZUELA		208,937	626,137
7412100000	FITTINGS, PIPE AND TUBE OF REFINED COPPER	KG	462	2,718
	COLOMBIA		462	2,718
7412200025	THREADED NIPPLES, TUBE/PIPE FITTINGS OF BRASS	KG	1,891	7,154
	CHINA (TAIWAN)		755	2,372
	MEXICO		1,136	4,782
7412200035	T/P FITTINGS, THREADED, OF BRASS, OTH THAN NIPPLES	KG	3,874	22,372
	CHINA (TAIWAN)		3,874	22,372
7412200045	OTHER TUBE OR PIPE FITTINGS, BRASS, NOT THREADED	KG	9,316	57,323
	CHINA (TAIWAN)		6,998	38,776
	MEXICO		979	6,945
	SPAIN		1,339	11,602
7412200065	THRD NIPPLES, T/P FITTINGS OF CU AL OTH THN BRASS	KG	5,261	27,074
	CHINA (TAIWAN)		5,261	27,074
7412200090	OTH TUBE/PIPE FTNGS,CU ALLOY NT BRASS, NT THREADED	KG	1,076	10,607
	MEXICO		951	7,869
	TURKEY		125	2,738
7413005000	CABLE, ETC NESOI OF CU NT INS NT MD INTO ARTCLS	KG	15,048	53,521
	MEXICO		15,048	53,521
7415290000	CU SCRWS NTS BLTS RVTS OTH FSTNRS NOT THREADED	KG	335	28,444
	FRANCE		335	28,444
7415310000	THREADED COPPER SCREWS FOR WOOD	KG	785	2,027
	CHINA (TAIWAN)		785	2,027
7415321000	MUNTZ OR YELLOW METAL BOLTS, COPPER	KG	57	2,612
	ARGENTINA		57	2,612
7415390000	OTHER THREADED FASTENERS NESOI OF COPPER	KG	4,549	59,639
	CHILE		4,549	59,639
7418192030	BRASS COOKING AND KITCHEN WARE	KG	269	3,444
	MEXICO		269	3,444
7418192090	BRASS TABLE-OTH HSHLD ART AND PARTS THEREOF, NESOI	KG	2,346	15,232
	CHINA (TAIWAN)		1,420	9,008
	CHINA,PEOPLE'S REP.(MAINLAND)		414	2,750
	INDIA		512	3,474
7418195050	COPPER TABLE & OTH HSHLD ART/PRTS OTH BRASS, NESOI	KG	449	8,814
	PORTUGAL		159	4,207
	SPAIN		290	4,607
7418201000	SANITARY WARE AND PARTS THEREOF OF BRASS	KG	5,122	33,511
	CHINA (TAIWAN)		4,805	24,234
	SPAIN		317	9,277
7418205000	SANITARY WARE AND PARTS THEREOF OF COPPER EX BRASS	KG	1,429	32,868
	ARGENTINA		1,429	32,868
7419910050	ART CU NESOI CST STMPD MLD FRGD NT FRTHR WORKED	KG	9,171	142,251
	CHINA (TAIWAN)		4,726	15,701
	ISRAEL		495	16,300
	ITALY		3,950	110,250
7419995010	BRASS PLUMBING GOODS NESOI	KG	67,048	269,914
	ARGENTINA		5,225	94,567
	CANADA		93	2,023
	CHINA (TAIWAN)		9,155	35,624
	CHINA,PEOPLE'S REP.(MAINLAND)		28,461	104,770
	VENEZUELA		24,114	32,930
7419995050	OTHER ARTICLES OF COPPER, NESOI	KG	34,559	297,053
	CHINA (TAIWAN)		21,563	165,557
	CHINA,PEOPLE'S REP.(MAINLAND)		1,166	5,354
	GERMANY		299	6,729
	HONG KONG		1,802	30,150
	ISRAEL		748	38,250
	MEXICO		612	5,740
	SINGAPORE		1,363	14,614
	SPAIN		630	14,075

TABLE - 2 IMPORTS INTO PUERTO RICO FROM FOREIGN COUNTRIES
BY COMMODITY AND COUNTRY OF ORIGIN-FISCAL YEAR 2001

COMM CODE	DESCRIPTION AND COUNTRY	UNIT	QUANTITY	VALUE - $
	THAILAND		1,890	11,691
	VENEZUELA		4,486	4,893
	NICKEL AND ARTICLES THEREOF	TOTAL	94,294	3,756,551
7506201000	NI AL PLTS SHT STRP COLD FORMED	KG	70,382	2,825,518
	GERMANY		70,382	2,825,518
7506203000	PLTS SHT STRP NICKL ALLOY NOT COLD-FORMED	KG	22,051	926,626
	GERMANY		19,970	917,679
	UNITED KINGDOM OF GT BRITAIN		2,081	8,947
7508905000	OTHER ARTICLES OF NICKEL, NESOI	KG	1,861	4,407
	CHINA (TAIWAN)		1,861	4,407
	ALUMINUM AND ARTICLES THEREOF	TOTAL		48,973,591
7601209045	OTH UNW AL ALLOY OF UNIFM C-S THRU IT LNTH NT COIL	KG	676,248	1,378,617
	BRAZIL		58,282	160,920
	CANADA		94,616	178,199
	VENEZUELA		523,350	1,039,498
7601209060	OTH UNW ALOY CONT 0.03 PCT OR MOR BY WEIGHT OF LEA	KG	4,736,500	8,354,582
	BRAZIL		4,152,210	7,351,858
	CANADA		584,290	1,002,724
7601209090	ALMN ALLOY UNWRT NESOI	KG	1,458,110	2,935,279
	BRAZIL		337,204	664,140
	CANADA		487,639	940,179
	VENEZUELA		633,267	1,330,960
7602000090	AL WASTE AND SCRAP OTHER THAN USED BEV CONT SCRAP	KG	41,094	9,393
	DOMINICAN REPUBLIC		41,094	9,393
7604101000	ALUMINUM PROFILES NOT ALLOYED	KG	2,551,463	7,445,905
	CANADA		1,063	6,977
	COLOMBIA		115,396	267,383
	GUATEMALA		59,420	215,647
	MEXICO		829,907	2,903,201
	PANAMA		720,933	2,351,903
	SPAIN		1,071	12,904
	UNITED KINGDOM OF GT BRITAIN		100	2,270
	VENEZUELA		823,573	1,685,620
7604103010	AL BAR, ROD, NT ALOY RND C-S OTSD DIA OF LES THN 1	KG	700	7,350
	BELGIUM		700	7,350
7604103050	AL BAR, ROD, NT ALOY RND C-S OTSD DIA OF 10MM OR M	KG	31,761	112,032
	MEXICO		31,761	112,032
7604105060	AL BR-RD N AL HA OT TH R C-S W M C-S D 10MM O MORE	KG	12,978	48,068
	MEXICO		12,978	48,068
7604210000	ALUMINUM ALLOY HOLLOW PROFILES	KG	654,469	2,154,494
	CANADA		21,441	99,549
	COLOMBIA		12,249	33,007
	PANAMA		609,765	1,951,237
	SPAIN		11,014	70,701
7604291000	ALUMINUM ALLOY PROFILES NOT HOLLOW	KG	228,465	748,922
	COLOMBIA		33,599	108,188
	DOMINICAN REPUBLIC		2,249	7,550
	GUATEMALA		15,406	58,729
	MEXICO		157,388	504,332
	PANAMA		19,319	65,944
	SWITZERLAND		504	4,179
7604293010	AL ALY BR-RD HA RD C-S WI OTSI DIA OF LES TH 10MM	KG	432,662	950,965
	CANADA		417,083	896,581
	COLOMBIA		15,579	54,384
7604293050	AL ALY BR-RD HA RD C-S WI OTSI DIA OF 10MM OR MORE	KG	1,984,655	3,666,378
	BRAZIL		488,168	763,965
	COLOMBIA		198,719	533,765
	GREECE		54,785	151,359
	PANAMA		127,049	382,858
	RUSSIA		47,424	78,457
	VENEZUELA		1,068,510	1,755,974
7604295030	ALM AL BR RDS NT R CRS MX DM UN 10MM	KG	277,249	602,053

TABLE - 2 IMPORTS INTO PUERTO RICO FROM FOREIGN COUNTRIES
BY COMMODITY AND COUNTRY OF ORIGIN-FISCAL YEAR 2001

COMM CODE	DESCRIPTION AND COUNTRY	UNIT	QUANTITY	VALUE - $
	BRAZIL		115,622	242,794
	MEXICO		17,550	44,194
	VENEZUELA		144,077	315,065
7604295060	AL ALY HA OT TH RD C-S W MX C-S DIM OF 10MM OR MOR	KG	73,934	237,893
	MEXICO		54,102	194,205
	RUSSIA		19,832	43,688
7605110090	AL WIR NT ALY OF WHI TH MAX C-S DIM IS 7-9.5MM	KG	17,868	31,947
	VENEZUELA		17,868	31,947
7605190000	AL WIR NT ALY OF WHI TH MAX C-S DIM IS 7MM OR LESS	KG	9,159	16,414
	VENEZUELA		9,159	16,414
7606113030	ALUM PLT SHT STRP REC/SQ NAL NT CLD OV 6.3MM THCK	KG	2,790	3,966
	ITALY		2,790	3,966
7606113060	ALUM PLT SHT STRP REC/SQ NAL NT CL OV.2-6.3MM THK	KG	428	3,312
	CHINA (TAIWAN)		428	3,312
7606123030	ALUM PLT SHT STRP REC O SQR ALY NT CL OV 6.3MM THK	KG	17,393	37,283
	RUSSIA		17,393	37,283
7606123045	ALUMINUM ALLOY CAN STOCK, NOT CLAD, BODY STOCK	KG	19,568	43,228
	BRAZIL		19,568	43,228
7606123090	AL PL SH A ST RE SQ NT CLD 6.3MM OL THK NESOI	KG	1,299,645	2,687,718
	BRAZIL		209,658	379,902
	REP. OF SOUTH AFRICA		48,390	104,739
	RUSSIA		138,467	275,725
	TURKEY		79,725	164,249
	VENEZUELA		823,405	1,763,103
7606923090	AL P S S NESOI ALOY NT CLD 6.3MM OR LESS THICK	KG	915,047	1,800,098
	BRAZIL		18,282	35,402
	CROATIA		18,133	54,364
	RUSSIA		496,189	961,980
	VENEZUELA		382,443	748,352
7606926080	ALM AL P S S OTH NESOI CLD OV 0.2MM-UN 6.3MM THCK	KG	187,038	625,718
	BRAZIL		96,323	197,711
	CANADA		9,605	198,717
	MEXICO		29,306	117,670
	VENEZUELA		51,804	111,620
7607113000	AL FOIL NT BKD RLD NT OV 0.01MM THK	KG	93,719	346,379
	COSTA RICA		92,628	325,336
	GERMANY		1,091	21,043
7607116000	AL FL NT BCKD ETC OV 0.01MM BT NT OV 0.15 THCK	KG	919	7,665
	UNITED KINGDOM OF GT BRITAIN		919	7,665
7607119060	ALUM FOIL CAN STOCK, NOT BACKED, LID STOCK	KG	7,497	51,155
	SPAIN		7,497	51,155
7607191000	AL FO OF A TH N EX 0.2M N BA ETCHED CAPACI FOIL	X		518,660
	FRANCE			10,343
	GERMANY			168,655
	ITALY			339,662
7607196000	ALUM FOIL NESOI NOT BACKED	KG	29,665	328,289
	AUSTRALIAN ISLANDS		518	14,602
	AUSTRIA		1,565	30,587
	GERMANY		23,292	255,237
	JAPAN		3,204	18,676
	MEXICO		1,086	9,187
7607201000	AL FL NOV 0.2MM TH BK CV/DC ETC	KG	159,387	1,809,286
	AUSTRALIAN ISLANDS		2,421	68,210
	BELGIUM		1,526	10,100
	CHINA,PEOPLE'S REP.(MAINLAND)		2,322	8,604
	FRANCE		22,464	161,486
	GERMANY		976	57,539
	ISRAEL		43,540	337,233
	MEXICO		613	5,303
	SPAIN		84,503	1,156,342
	UNITED KINGDOM OF GT BRITAIN		1,022	4,469
7607205000	AL FL NOV 0.2MM TH BK NT CV/DC ETC	KG	31,975	204,680
	ARGENTINA		900	4,278
	COLOMBIA		618	3,611
	GERMANY		9,387	108,729
	SWITZERLAND		11,652	60,078

TABLE - 2 IMPORTS INTO PUERTO RICO FROM FOREIGN COUNTRIES
BY COMMODITY AND COUNTRY OF ORIGIN-FISCAL YEAR 2001

COMM CODE	DESCRIPTION AND COUNTRY	UNIT	QUANTITY	VALUE - $
	VENEZUELA		9,418	27,984
7608200030	TUBES AND PIPES, ALUMINUM ALLOY, SEAMLESS	KG	10,488	28,680
	COLOMBIA		10,488	28,680
7609000000	ALU TUB OR PIP FIT (COUPLINGS ELBOWS SLEEVES)	KG	35,884	69,726
	CHINA,PEOPLE'S REP.(MAINLAND)		14,090	32,851
	INDIA		19,376	19,977
	MEXICO		2,418	16,898
7610100010	ALUMINUM WINDOWS AND THEIR FRAMES	KG	347,057	1,240,558
	CHINA,PEOPLE'S REP.(MAINLAND)		12,859	36,247
	ITALY		1,869	13,861
	MEXICO		327,643	1,153,744
	SPAIN		4,686	36,706
7610100020	ALUMINUM THRESHOLDS FOR DOORS	KG	34,142	144,955
	SPAIN		34,142	144,955
7610100030	ALUMINUM DOORS	KG	142,101	521,816
	CANADA		162	3,436
	CHILE		3,174	27,270
	DOMINICAN REPUBLIC		5,222	21,624
	GUATEMALA		13,392	49,918
	ITALY		14,336	48,145
	MEXICO		74,147	267,713
	SPAIN		31,668	103,710
7610900020	OT AL SHT-MET ROOF SID FLR AND RF GUT A DRA EQUP	KG	79,640	132,421
	ITALY		44,118	72,538
	MEXICO		35,522	59,883
7610900080	ALUMINUM STRUCTURES AND PARTS NESOI	KG	53,962	265,483
	CANADA		36,332	127,703
	CHINA,PEOPLE'S REP.(MAINLAND)		1,760	2,208
	NETHERLANDS		2,379	34,328
	SPAIN		13,108	93,935
	VENEZUELA		383	7,309
7612100000	ALUMINUM COLLAPSIBLE TUBULAR CONTAINERS NT OV 300L	NO	29,295,897	2,008,421
	CANADA		3,307,232	483,943
	CHINA,PEOPLE'S REP.(MAINLAND)		560,000	27,180
	CZECH REPUBLIC		13,656,565	620,539
	FRANCE		2,269,425	103,922
	GERMANY		4,841,160	189,082
	ITALY		253,624	21,294
	JAPAN		4,560	2,698
	UNITED KINGDOM OF GT BRITAIN		1,715	2,113
	VENEZUELA		4,401,616	557,650
7612901030	ALUM CANS OF A CAPACITY NT EXCDG 355 ML	NO	12,593,619	1,936,885
	FRANCE		1,529,650	182,541
	VENEZUELA		11,063,969	1,754,344
7612901090	ALUM CANS NESOI W CAPACITY 3.8 LITERS BT NT OV 20L	NO	5,105,534	655,427
	FRANCE		4,729,044	617,377
	GERMANY		218,990	34,900
	IRELAND		157,500	3,150
7612905000	ALUMINUM CONTAINERS, NESOI	NO	12,191	272,481
	FRANCE		2,500	6,382
	GERMANY		80	39,938
	JAPAN		900	120,456
	SPAIN		423	3,807
	VENEZUELA		8,288	101,898
7614101000	STD WR ETC W STL CR NOT FTD W FTGS NT MADE INT ART	KG	16,215	40,672
	COLOMBIA		16,215	40,672
7614902000	ELECTRICAL CONDUCTORS,ALUMINUM STRND WIRE, NT FTTD	KG	57,292	107,717
	COLOMBIA		38,705	72,969
	VENEZUELA		18,587	34,748
7615191000	CAST ALUMINUM COOKING & KITCHEN WARE ENAMELED ETC	NO	1,032	16,959
	COLOMBIA		1,032	16,959
7615193000	ALUMINUM COOKING & KITCHEN WARE ENAMELED NOT CAST	NO	242,436	598,126
	BRAZIL		36,780	106,147
	CHINA,PEOPLE'S REP.(MAINLAND)		1,620	3,834
	COLOMBIA		137,663	334,341
	HONG KONG		5,920	16,224

TABLE - 2 IMPORTS INTO PUERTO RICO FROM FOREIGN COUNTRIES
BY COMMODITY AND COUNTRY OF ORIGIN-FISCAL YEAR 2001

COMM CODE	DESCRIPTION AND COUNTRY	UNIT	QUANTITY	VALUE - $
	INDIA		33,686	68,172
	ITALY		26,767	69,408
7615195000	CAST ALUMINUM COOKING KITCHEN WARE NT ENAM OR GLZD	NO	115,565	457,821
	BRAZIL		18,672	30,424
	CHINA,PEOPLE'S REP.(MAINLAND)		10,956	70,953
	COLOMBIA		77,537	327,743
	ITALY		8,400	28,701
7615197030	ALUMINUM COOKWARE NESOI NT CAST NT ENAMELED/GLAZED	NO	632,631	1,640,750
	BRAZIL		52,982	430,191
	CHINA (TAIWAN)		43	3,654
	CHINA,PEOPLE'S REP.(MAINLAND)		286,496	434,274
	COLOMBIA		257,876	669,279
	DOMINICAN REPUBLIC		7,355	31,646
	INDIA		20,543	55,285
	ITALY		7,336	16,421
7615197060	OTHER ALUMINUM KITCHEN WARE, NESOI	NO	142,807	185,197
	BRAZIL		7,870	72,536
	CHINA,PEOPLE'S REP.(MAINLAND)		33,354	60,642
	COLOMBIA		14,788	15,244
	ITALY		12,536	10,028
	MEXICO		73,829	21,147
	THAILAND		430	5,600
7615199000	OTHER ALUMINUM HOUSEHOLD WARE NESOI	KG	9,144	57,813
	BRAZIL		335	2,332
	CHINA,PEOPLE'S REP.(MAINLAND)		2,183	19,182
	FRANCE		297	2,660
	GERMANY		406	6,061
	INDIA		2,048	6,148
	MEXICO		2,024	4,573
	SPAIN		1,851	16,857
7615200000	ALUMINUM SANITARY WARE AND PARTS THEREOF	KG	14,295	48,163
	CHINA (TAIWAN)		3,948	19,393
	CHINA,PEOPLE'S REP.(MAINLAND)		2,348	21,674
	ITALY		136	2,029
	SPAIN		7,863	5,067
7616101000	ALUM NAILS TACKS STAPLES NT 8305	KG	43,287	27,163
	DOMINICAN REPUBLIC		39,345	19,480
	TRINIDAD @ TOBAGO		3,942	7,683
7616103000	ALUMINUM RIVETS	KG	6,606	34,187
	CHINA,PEOPLE'S REP.(MAINLAND)		6,606	34,187
7616109090	ALU ARTICLES NOT THRD HAVG SHNKS HLS OV 6MM DIA	KG	1,017	8,150
	VENEZUELA		1,017	8,150
7616910000	CLOTH, GRILL, NETTING & FENCING OF ALUMINUM WIRE	KG	6,972	18,856
	CHINA,PEOPLE'S REP.(MAINLAND)		6,972	18,856
7616995030	ALUMINUM LADDERS	NO	24,093	627,140
	MEXICO		24,093	627,140
7616995090	ARTICLES OF ALUMINUM NESOI	KG	127,456	660,295
	ARGENTINA		19,809	103,557
	BRAZIL		8,875	10,842
	CANADA		19,825	108,071
	CHINA (TAIWAN)		3,999	35,828
	CHINA,PEOPLE'S REP.(MAINLAND)		7,355	23,731
	COSTA RICA		51	17,613
	CZECH REPUBLIC		25,133	53,395
	FRANCE		265	2,209
	GERMANY		1,836	34,615
	ITALY		5,110	35,045
	JAPAN		22,649	60,830
	NETHERLAND ANTIL. EXC ARUBA		450	3,055
	PANAMA		1,563	10,662
	PERU		1,101	8,597
	REPUBLIC OF KOREA		1,116	45,475
	SPAIN		5,495	64,162
	SWITZERLAND		2,712	39,292
	UNITED KINGDOM OF GT BRITAIN		112	3,316

TABLE - 2 IMPORTS INTO PUERTO RICO FROM FOREIGN COUNTRIES
BY COMMODITY AND COUNTRY OF ORIGIN-FISCAL YEAR 2001

COMM CODE	DESCRIPTION AND COUNTRY	UNIT	QUANTITY	VALUE - $
	LEAD AND ARTICLES THEREOF	TOTAL	39,722	25,255
7801100000	REFINED LEAD, UNWROUGHT	KG	39,722	25,255
	CANADA		39,722	25,255
	ZINC AND ARTICLES THEREOF	TOTAL	29,716	151,172
7904000000	ZINC BARS, RODS, PROFILES AND WIRE	KG	7,051	11,050
	VENEZUELA		7,051	11,050
7906000000	ZINC TUBES, PIPES AND TUBE OR PIPE FITTINGS	KG	2,286	11,374
	CHINA (TAIWAN)		2,286	11,374
7907001000	ZINC ARTICLES HOUSEHOLD TABLE KITCHEN WARE	KG	6,702	60,452
	CHINA (TAIWAN)		4,430	50,043
	CHINA,PEOPLE'S REP.(MAINLAND)		2,272	10,409
7907006000	OTHER ARTICLES OF ZINC	KG	13,677	68,296
	CHINA (TAIWAN)		13,677	68,296
	TIN AND ARTICLES THEREOF	TOTAL		282,917
8007001050	TIN ARTS NESOI NT SUTBLE FOR FOOD OR BEVRG SERVICE	X		45,289
	CHINA (TAIWAN)			16,891
	HONG KONG			26,010
	PORTUGAL			2,388
8007005000	TIN ARTLS NESOI E G CNTRS PWTR CLPS TBS AND ETC	KG	164,264	237,628
	DOMINICAN REPUBLIC		164,264	237,628
	OTHER BASE METALS;CERMETS; ARTICLES THEREOF	TOTAL	1,092	29,336
8101930000	TUNGSTEN WIRE	KG	752	26,420
	GERMANY		690	21,565
	INDIA		62	4,855
8104300000	MAGNSM RSPGS, TRNGS A GRNLS, GRD TO SZ; PWDRS	KG	340	2,916
	CANADA		340	2,916
	TOOLS, IMPLEMENTS,CUTLERY, SPOONS AND FORKS, OF BASE METAL; PARTS THEREOF OF BASE METAL	TOTAL		8,747,312
8201100000	SPADES AND SHOVELS AND PARTS THEREOF OF BASE METAL	X		268,753
	BRAZIL			92,069
	CHINA (TAIWAN)			11,747
	CHINA,PEOPLE'S REP.(MAINLAND)			6,012
	EL SALVADOR			3,900
	MEXICO			128,353
	SPAIN			19,102
	VENEZUELA			7,570
8201200000	FORKS AND PARTS BSE MTL AGRIC HORTIC FORSTRY	X		2,599
	MEXICO			2,599
8201300000	MATTOCKS,PICKS,HOES AND RAKES,A PTS, OF BSE MTL	X		359,736
	BRAZIL			73,407
	CHINA (TAIWAN)			37,502
	EL SALVADOR			7,397
	HONG KONG			6,515
	INDIA			39,802
	MEXICO			74,150
	SPAIN			13,407
	VENEZUELA			107,556
8201403000	MACHETES AND PARTS THEREOF OF BASE METAL	X		206,672
	BRAZIL			22,171
	COLOMBIA			59,273
	EL SALVADOR			74,405
	UNITED KINGDOM OF GT BRITAIN			50,823
8201406000	HEWING TOOLS OTH TH MACHETES, PARTS, BASE METAL	X		20,571
	BRAZIL			6,646
	COLOMBIA			2,865

TABLE - 2 IMPORTS INTO PUERTO RICO FROM FOREIGN COUNTRIES
BY COMMODITY AND COUNTRY OF ORIGIN-FISCAL YEAR 2001

COMM CODE	DESCRIPTION AND COUNTRY	UNIT	QUANTITY	VALUE - $
	MEXICO			3,876
	VENEZUELA			7,184
8201500000	ONE-HNDED SECATEURS A SML ONE-HDED SHRS AND PTS	NO	2,000	2,702
	CHINA (TAIWAN)		2,000	2,702
8201600000	HDGE SHRS, 2-HND SHEARS A PTS	NO	19,411	41,649
	BRAZIL		2,400	4,562
	CHINA (TAIWAN)		15,112	29,748
	MEXICO		1,899	7,339
8201906000	OTH HNDTOOLS FR AGR HORT FORSTRY A PTS BS MTL NES	X		22,155
	BRAZIL			2,090
	MEXICO			2,166
	SPAIN			17,899
8202100000	HANDSAWS AND PARTS EXCEPT BLADES, BASE METAL	NO	74,220	68,450
	CHINA (TAIWAN)		2,800	3,689
	CHINA,PEOPLE'S REP.(MAINLAND)		28,172	17,954
	DENMARK		4,976	15,954
	MEXICO		33,080	14,887
	SPAIN		4,192	11,352
	SWEDEN		1,000	4,614
8202200030	METAL CUTTING BANDSAW BLADES OF BASE METAL	NO	200,000	108,697
	SWEDEN		200,000	108,697
8202200060	BANDSAW BLADES EXC MTL CTTING, PARTS, BASE METAL	X		28,555
	CHINA,PEOPLE'S REP.(MAINLAND)			8,587
	HONG KONG			4,347
	MEXICO			10,500
	SPAIN			5,121
8202310000	CIRC SAW BLDS BSE MTL W WRKNG PT OF STEEL	NO	2,650	8,047
	CHINA (TAIWAN)		2,400	5,568
	ITALY		250	2,479
8202390000	OTH CIRCULAR SAW BLDS (WRKNG PTS NOT STEEL) & PRTS	NO	1,451	21,056
	JAPAN		101	10,520
	SWEDEN		1,350	10,536
8202913000	HACKSAW BLADES OF BASE METAL	NO	100,000	34,947
	MEXICO		100,000	34,947
8202916000	STRHT SAW BLDS F WRKNG MTL BM OTH THN HCKSW	GRS	161	4,105
	CHINA (TAIWAN)		8	2,088
	CHINA,PEOPLE'S REP.(MAINLAND)		153	2,017
8202990000	OTHER SAW BLADES AND PARTS, BASE METAL	NO	1,408	30,434
	CHINA,PEOPLE'S REP.(MAINLAND)		1,250	10,864
	ITALY		60	15,930
	UNITED KINGDOM OF GT BRITAIN		98	3,640
8203106000	FILES,RSPS A SMLR TLS OV 11 NOV 17CM LNG BM	DOZ	2,131	32,432
	CHINA,PEOPLE'S REP.(MAINLAND)		1,983	18,711
	COLOMBIA		83	6,850
	SPAIN		65	6,871
8203109000	FILES,RSPS A SMLR TLS OV 17CM LNG BS MTL	DOZ	5,042	50,392
	CHINA,PEOPLE'S REP.(MAINLAND)		433	2,556
	INDIA		3,816	25,586
	MEXICO		543	12,540
	SPAIN		250	9,710
8203202000	TWEEZERS BASE METAL	NO	32,243	8,513
	CHINA,PEOPLE'S REP.(MAINLAND)		31,500	6,232
	MEXICO		743	2,281
8203204000	SLIP JOINT PLIERS, BASE METAL	DOZ	1,720	11,926
	INDIA		1,720	11,926
8203206030	PLIERS EXCEPT SLIP JOINT, BASE METAL	DOZ	9,501	96,474
	BELGIUM		5	2,160
	CHINA (TAIWAN)		1,033	17,164
	CHINA,PEOPLE'S REP.(MAINLAND)		5,382	51,214
	INDIA		3,068	23,080
	UNITED KINGDOM OF GT BRITAIN		13	2,856
8203206060	PNCRS A SMLR TLS EX PLRS O TWZRS, BS MTL	DOZ	261	14,185
	CHINA,PEOPLE'S REP.(MAINLAND)		72	2,085
	MEXICO		189	12,100
8203300000	METAL CUTTING SHEARS AND SIMILAR TOOLS, AND PARTS	NO	120	6,289
	GERMANY		120	6,289

TABLE - 2 IMPORTS INTO PUERTO RICO FROM FOREIGN COUNTRIES
BY COMMODITY AND COUNTRY OF ORIGIN-FISCAL YEAR 2001

COMM CODE	DESCRIPTION AND COUNTRY	UNIT	QUANTITY	VALUE - $
8203406000	PPE O BLT CTRS, PERF PCHS A SMLR TLS, PTS, NESOI	X		109,534
	CHINA (TAIWAN)			7,942
	CHINA,PEOPLE'S REP.(MAINLAND)			2,600
	GERMANY			8,696
	JAPAN			2,526
	MEXICO			5,378
	SPAIN			22,725
	UNITED KINGDOM OF GT BRITAIN			59,667
8204110030	OPN-END,BX A COMB OPN-END A BX WRNCHES, BMTL	NO	1,962	9,210
	CHINA,PEOPLE'S REP.(MAINLAND)		1,458	2,070
	MEXICO		504	7,140
8204110060	HND-OP SPNRS A WRNCHES NONADJ,PTS,BMTL,OTHER	X		64,269
	CHINA (TAIWAN)			23,052
	CHINA,PEOPLE'S REP.(MAINLAND)			7,490
	INDIA			10,336
	MEXICO			18,981
	SPAIN			4,410
8204120000	HND-OP SPNRS A WRNCHES ADJUSTBLE,PTS,BS MTL	NO	19,071	45,984
	CHINA (TAIWAN)		2,304	3,314
	CHINA,PEOPLE'S REP.(MAINLAND)		7,052	7,745
	INDIA		6,612	3,837
	MEXICO		1,695	9,604
	SPAIN		962	12,377
	UNITED KINGDOM OF GT BRITAIN		446	9,107
8204200000	SCKT WRNCHS W/WO HNDLS,DRVS,A EXTNSNS,PTS, BS MTL	X		68,874
	CANADA			10,456
	CHINA (TAIWAN)			14,591
	CHINA,PEOPLE'S REP.(MAINLAND)			29,584
	MEXICO			12,072
	SPAIN			2,171
8205100000	DRILLING, THREADING OR TAPPING TOOLS A PTS, BS MTL	X		20,133
	CHINA,PEOPLE'S REP.(MAINLAND)			4,498
	GERMANY			2,392
	SPAIN			13,243
8205203000	HMMRS A SLDG HMMRS,HDS NOV 1.5KG EA, BS MTL	DOZ	3,453	53,997
	BRAZIL		1,265	24,548
	CHINA,PEOPLE'S REP.(MAINLAND)		1,255	13,069
	INDIA		708	10,915
	MEXICO		225	5,465
8205206000	HMMRS A SLDG HMMRS,HDS OV 1.5KG EA, BS MTL	DOZ	922	55,207
	CHINA,PEOPLE'S REP.(MAINLAND)		67	4,381
	INDIA		286	6,792
	MEXICO		569	44,034
8205303000	PLNS,CHSLS,GGS ETC WDWKG,OVR O.2P CR,MO,W O.1P V	X		2,547
	UNITED KINGDOM OF GT BRITAIN			2,547
8205306000	PLNS, CHSLS, GGS ETC WDWG, PTS, NESOI	X		19,765
	CHINA (TAIWAN)			2,844
	CHINA,PEOPLE'S REP.(MAINLAND)			5,774
	MEXICO			11,147
8205400000	SCREWDRIVERS,AND PARTS THEREOF, BASE METAL	X		20,167
	BRAZIL			2,764
	CHINA,PEOPLE'S REP.(MAINLAND)			13,305
	SPAIN			4,098
8205513030	OTHER KITCHEN AND TABLE IMPLEMENTS, OF IRN O STL	NO	178,200	75,985
	BRAZIL		3,660	6,169
	CHINA,PEOPLE'S REP.(MAINLAND)		174,240	67,158
	GERMANY		300	2,658
8205513060	HOUSEHOLD TOOLS AND PARTS, IRON OR STEEL, NESOI	X		41,409
	CHINA,PEOPLE'S REP.(MAINLAND)			7,834
	ITALY			24,857
	SPAIN			8,718
8205517500	HOUSEHOLD TOOLS AND PARTS, OTHER BASE METAL	X		35,441
	CHINA (TAIWAN)			20,738
	CHINA,PEOPLE'S REP.(MAINLAND)			6,515
	HONG KONG			2,680
	SPAIN			5,508

TABLE - 2 IMPORTS INTO PUERTO RICO FROM FOREIGN COUNTRIES
BY COMMODITY AND COUNTRY OF ORIGIN-FISCAL YEAR 2001

COMM CODE	DESCRIPTION AND COUNTRY	UNIT	QUANTITY	VALUE - $
8205592000	POWDER-ACTUATED HANDTOOLS AND PARTS, BASE METAL	X		2,135
	MEXICO			2,135
8205593000	CROWBARS, TRACK TOOLS A WEDGES, PARTS, BASE METAL	KG	985	20,880
	SPAIN		985	20,880
8205594500	CAULKING GUNS OF IRON OR STEEL	X		8,741
	CHINA (TAIWAN)			8,741
8205595510	OTHER EDGED HAND-TOOLS OF IRON OR STEEL, NESOI	NO	140,168	134,428
	BRAZIL		4,200	4,062
	CHINA (TAIWAN)		41,632	49,592
	CHINA,PEOPLE'S REP.(MAINLAND)		43,120	33,828
	HONG KONG		51,216	46,946
8205595560	OTHER HAND TOOLS (INC PARTS) OF IRON OR STEEL, NES	X		282,901
	BRAZIL			2,426
	CHINA (TAIWAN)			143,303
	CHINA,PEOPLE'S REP.(MAINLAND)			6,651
	COLOMBIA			5,252
	HONG KONG			8,836
	INDIA			2,437
	ITALY			35,728
	MEXICO			18,682
	SPAIN			35,371
	UNITED KINGDOM OF GT BRITAIN			17,793
	VENEZUELA			6,422
8205597000	OTHER HANDTOOLS AND PARTS, ALUMINUM	KG	813	2,482
	CHINA,PEOPLE'S REP.(MAINLAND)		813	2,482
8205598000	OTHER HANDTOOLS AND PARTS, OTHER BASE METAL	X		372,990
	BRAZIL			8,948
	CANADA			16,446
	CHINA (TAIWAN)			40,677
	CHINA,PEOPLE'S REP.(MAINLAND)			37,873
	FRANCE			2,932
	GERMANY			16,715
	HONG KONG			2,450
	ITALY			22,542
	LIECHTENSTEIN			3,269
	MEXICO			26,458
	SPAIN			194,680
8205700060	VISES OTHER THAN PIPE	NO	411,180	52,752
	CHINA (TAIWAN)		410,000	33,510
	MEXICO		852	2,059
	SPAIN		57	2,746
	UNITED KINGDOM OF GT BRITAIN		271	14,437
8205700090	CLAMPS AND SIMILAR HANDTOOLS, NOT VISES, AND PARTS	NO	20,247	59,432
	BRAZIL		1,060	2,091
	CHINA (TAIWAN)		12,575	24,869
	UNITED KINGDOM OF GT BRITAIN		1,572	16,239
	VENEZUELA		5,040	16,233
8205800000	ANVS,PFRGS,HD/PD-OP GRND WHLS W/FRMWRK;BM PTS THOF	NO	26,454	54,184
	AUSTRIA		26,454	54,184
8206000000	TOOLS OF 2 OM OF HDG 8202-8205, STS FR RTAIL SALE	PCS	1,921,842	457,029
	CHINA (TAIWAN)		1,921,842	457,029
8207196030	PERCUSSION ROCK DRILL BITS AND PARTS THEREOF;NESOI	NO	1,189	11,099
	ITALY		1,189	11,099
8207196090	ROCK DRILLING OR EARTH BORING TLS AND PARTS, NESOI	X		32,417
	CHINA,PEOPLE'S REP.(MAINLAND)			19,551
	DENMARK			12,866
8207200060	DIES DRW O EXTR MTL OTHR THN DIAMOND DIES	X		100,684
	UNITED KINGDOM OF GT BRITAIN			100,684
8207303000	PRSG STMPG PNCH TLS STBL F CTG MTL A PT	X		287,988
	CHINA,PEOPLE'S REP.(MAINLAND)			4,283
	FRANCE			283,705
8207306090	TLS PR ST PU NESOI NT MTL CTG	X		37,738
	GERMANY			12,936
	SPAIN			24,802
8207406000	TOLS F TPPG O THRDG NESOI A PARTS	X		11,187
	MEXICO			7,860

TABLE - 2 IMPORTS INTO PUERTO RICO FROM FOREIGN COUNTRIES
BY COMMODITY AND COUNTRY OF ORIGIN-FISCAL YEAR 2001

COMM CODE	DESCRIPTION AND COUNTRY	UNIT	QUANTITY	VALUE - $
	SPAIN			3,327
8207502030	MASONRY DRLS W CTG PT OF SPC MTL CNTS	X		21,238
	CHINA (TAIWAN)			5,015
	CHINA,PEOPLE'S REP.(MAINLAND)			16,223
8207502055	OTHER TWIST DRLS W CUTTING PART OF SPEC METAL CONT	NO	28,590	12,928
	DENMARK		880	5,829
	GERMANY		27,710	7,099
8207502070	WDWRKG DRLLNG TLS W CUTTNG PART OF SPEC MTL CNT	NO	38,052	28,666
	BRAZIL		2,002	12,992
	CHINA (TAIWAN)		5,300	6,126
	CHINA,PEOPLE'S REP.(MAINLAND)		13,200	5,432
	GERMANY		17,550	4,116
8207504030	TWST DRLLS METAL CUTTG	NO	214,039	36,781
	CHINA (TAIWAN)		93,000	10,861
	CHINA,PEOPLE'S REP.(MAINLAND)		95,000	11,944
	GERMANY		21,000	4,226
	MEXICO		4,864	7,605
	SPAIN		175	2,145
8207504060	DRILLING TOOLS NESOI, METAL-CUTTING PTS	X		12,290
	GERMANY			6,803
	MEXICO			5,487
8207508000	DRILLG TLS EX RK DR NESOI NT MTL CTTG P	X		725,049
	CHINA (TAIWAN)			21,257
	CHINA,PEOPLE'S REP.(MAINLAND)			698,042
	FRANCE			5,750
8207706060	OTHR MILLING TOOLS NESOI INCLDG PARTS	NO	303	13,907
	BELGIUM		267	9,474
	SPAIN		36	4,433
8207904500	OTH INTRCHNGBL TOOLS F CTTNG MTL, PARTS, NESOI	X		30,241
	CHINA (TAIWAN)			10,987
	JAPAN			2,179
	REPUBLIC OF KOREA			10,400
	SLOVAK REPUBLIC(SLOVAKIA)			4,496
	SPAIN			2,179
8207906000	OTH INTRCHNGBL TLS F HDTLS NT MTL CTNG, PTS, NESOI	X		24,123
	CHINA (TAIWAN)			8,483
	SLOVENIA			15,640
8207907585	OTH INTCHBL TLS NT ROUTER BTS O CUTTRHDS NT HNDTLS	X		26,139
	CHINA (TAIWAN)			13,013
	GERMANY			3,647
	NETHERLANDS			9,479
8208100030	KNVS CTNG BLDS MTL WRK OV 30.5CM L OR 15.2CM D	NO	330	5,162
	CHINA (TAIWAN)		330	5,162
8208406000	KNVS CTNG BLDS FOR AGRI/HORTI/FRST MCHNS, PTS, OTH	NO	2,101	12,778
	CHINA (TAIWAN)		2,100	10,747
	URUGUAY		1	2,031
8208903000	KNIVES AND CUTTING BLADES SHOE MACH	NO	13	27,592
	CZECH REPUBLIC		5	9,835
	GERMANY		5	9,688
	ITALY		3	8,069
8208906000	KNVS CTNG BLDS MACH A MECH APPLNCES, BS MTL PTS NE	NO	6,264	27,713
	CHINA (TAIWAN)		2,118	11,194
	CHINA,PEOPLE'S REP.(MAINLAND)		2,850	3,363
	SPAIN		1,296	13,156
8210000000	HND-OP MECH APPL 10KG OR LSS,FD/DRK PRP/CON/SRV PT	NO	2,917	23,148
	CHINA,PEOPLE'S REP.(MAINLAND)		1,200	2,759
	COLOMBIA		1,212	12,152
	UNITED KINGDOM OF GT BRITAIN		505	8,237
8211911000	TBL KNIVES FB SLVR-PLTD HNDLS	NO	2,742	18,369
	FRANCE		242	6,945
	REPUBLIC OF KOREA		2,000	8,468
	SINGAPORE		500	2,956
8211912500	TBL KNVS FB SS HNDL NI OR O10P MN, OTHER	PCS	1,670	5,061
	EL SALVADOR		1,670	5,061
8211914000	TBL KNVS FB SS HNDL NESOI	PCS	1,420	2,160
	INDIA		1,420	2,160

TABLE - 2 IMPORTS INTO PUERTO RICO FROM FOREIGN COUNTRIES
BY COMMODITY AND COUNTRY OF ORIGIN-FISCAL YEAR 2001

COMM CODE	DESCRIPTION AND COUNTRY	UNIT	QUANTITY	VALUE - $
8211915030	STEAK KNIVES FB RUBBER OR PLSTC HNDLS	NO	232,252	88,540
	BRAZIL		11,160	2,558
	CHINA,PEOPLE'S REP.(MAINLAND)		221,092	85,982
8211915060	TBL KNVS FB RUBBER OR PLSTC HNDLS NT STK	NO	468,368	170,000
	BRAZIL		81,680	57,240
	CHINA,PEOPLE'S REP.(MAINLAND)		369,528	100,754
	COLOMBIA		17,160	12,006
8211918060	TABLE KNIVES WITH FIXED BLADES, HANDLES NESOI	NO	1,150	2,622
	CHINA,PEOPLE'S REP.(MAINLAND)		1,150	2,622
8211922000	KTCN A BTCHR KNVS FB RBBR O PLSTC HNDLS	NO	201,178	134,639
	BRAZIL		155,634	113,653
	CHINA,PEOPLE'S REP.(MAINLAND)		35,280	9,684
	COLOMBIA		10,200	9,211
	GERMANY		64	2,091
8211924060	OTH CTTNG KNVS FB RBBR O PLSTC HNDLS	NO	25,200	13,695
	BRAZIL		25,200	13,695
8211929030	KITCHEN AND BUTCHER KNIVES WITH FIXED BLADES	NO	124,044	100,475
	BRAZIL		68,006	49,694
	CHINA,PEOPLE'S REP.(MAINLAND)		31,968	9,200
	COLOMBIA		18,000	17,120
	SWEDEN		6,070	24,461
8211930030	PN A PCKT KNVS ETC W FLDNG BLDS,	NO	1,392	3,247
	BRAZIL		1,392	3,247
8211941000	BLADES FOR KNIVES HAVING FIXED BLADES	NO	64,900	135,511
	REPUBLIC OF KOREA		64,900	135,511
8211945000	BLADES FOR KNIVES NOT HAVING FIXED BLADES	NO	7,200	3,928
	BRAZIL		7,200	3,928
8212100000	RAZORS	NO	6,484,032	1,786,964
	DOMINICAN REPUBLIC		55,080	133,009
	GERMANY		100,000	13,050
	INDIA		161,280	67,940
	MEXICO		5,629,976	1,484,444
	VENEZUELA		537,696	88,521
8212200005	SINGLE EDGE RAZOR BLADES FOR SHAVING	NO	480,000	42,240
	COLOMBIA		480,000	42,240
8212200010	SAFETY RAZOR BLADES A BLADE BLANKS IN STRIPS,NESOI	NO	1,257,900	455,414
	EGYPT		322,560	142,179
	GERMANY		100	2,850
	INDIA		161,280	72,830
	ISRAEL		552,960	224,327
	MEXICO		221,000	13,228
8213006000	PINKING SHEARS OVER $30/DOZEN, INCL BS MTL PRTS	NO	288	2,573
	SPAIN		288	2,573
8213009000	OTH SCSRS TLRS A SMLR SHRS BDS OTH BM PTS O$1.75/D	NO	143,924	81,500
	BRAZIL		12,096	22,554
	CHINA (TAIWAN)		66,000	18,590
	CHINA,PEOPLE'S REP.(MAINLAND)		55,852	22,681
	MEXICO		9,000	2,150
	SPAIN		976	15,525
8214100000	PPR KNVS LTR OPNRS ERSNG KNVS PNCL SHPNRS, BM PTS	NO	223,028	21,340
	BRAZIL		1,440	2,860
	CHINA,PEOPLE'S REP.(MAINLAND)		221,588	18,480
8214203000	MANCR PDCR INSTMNTS NT SETS, BM PARTS	X		15,869
	CHINA,PEOPLE'S REP.(MAINLAND)			15,869
8214209000	MNCR PDCR STS A COMB STS, CONT F RTL SALE NT LTHR	X		25,839
	CHINA,PEOPLE'S REP.(MAINLAND)			25,839
8214906000	OTHER CUTLERY SIMILAR TO CLEAVERS, A BS METAL PART	NO	10,800	2,052
	CHINA,PEOPLE'S REP.(MAINLAND)		10,800	2,052
8215100000	STS ASSTD TBLWR AT LST 1 PREC MTL PLTD, BM PARTS	PCS	18,875	14,655
	FRANCE		255	8,294
	SPAIN		18,620	6,361
8215200000	STS ASSRTD TBLWR NO PREC MTL, IN BS MT PTS	PCS	418,865	153,831
	CHINA,PEOPLE'S REP.(MAINLAND)		345,600	124,602
	FRANCE		37	6,092
	GERMANY		1,708	3,237
	MEXICO		71,520	19,900

TABLE - 2 IMPORTS INTO PUERTO RICO FROM FOREIGN COUNTRIES
BY COMMODITY AND COUNTRY OF ORIGIN-FISCAL YEAR 2001

COMM CODE	DESCRIPTION AND COUNTRY	UNIT	QUANTITY	VALUE - $
8215913000	TABLE AND KTCHN FORKS PREC MTL PLT AND PARTS	NO	3,436	21,737
	FRANCE		386	8,525
	REPUBLIC OF KOREA		3,050	13,212
8215916000	TBLWR SPNS A LDLS PREC MTL PLTD, PTS	NO	5,302	41,510
	FRANCE		812	27,631
	REPUBLIC OF KOREA		4,490	13,879
8215990500	FRKS SS HNDLS CON NI OR OV 10PCT MN OTHR	PCS	3,733	3,398
	PORTUGAL		3,733	3,398
8215991500	FRKS SS HNDLS OTHR 25 CENTS AO EACH	PCS	40,956	43,984
	FRANCE		274	4,343
	HONG KONG		1,800	4,350
	INDIA		27,936	9,859
	REPUBLIC OF KOREA		10,946	25,432
8215992000	FORKS, RUBBER OR PLASTIC HANDLES, BASE METAL PARTS	NO	104,880	18,753
	BRAZIL		16,560	4,488
	CHINA,PEOPLE'S REP.(MAINLAND)		38,520	8,269
	INDIA		49,800	5,996
8215992600	FORKS NESOI AND BASE METAL PARTS, NESOI	NO	5,616	4,103
	CHINA,PEOPLE'S REP.(MAINLAND)		5,616	4,103
8215993000	SPOONS W S ST HNDLS UN 25 CNTS EACH	PCS	217,688	40,400
	CHINA,PEOPLE'S REP.(MAINLAND)		203,688	37,461
	INDIA		14,000	2,939
8215993500	SPNS A LDLS SS HNDLS 25 CNTS OR MR EA	PCS	66,268	50,692
	CHINA,PEOPLE'S REP.(MAINLAND)		16,704	7,589
	FRANCE		760	9,090
	HONG KONG		2,600	5,175
	INDIA		46,204	28,838
8215994030	TBLSPNS TBL LDLS, BS MTL (NT SS) OR NONMTL HNDLS	NO	146,834	58,302
	BRAZIL		3,240	2,312
	CHINA,PEOPLE'S REP.(MAINLAND)		60,504	43,599
	INDIA		83,090	12,391
8215994060	OTH SPNS, BS MTL (NT SS) OR NONMTL HNDLS	NO	36,000	5,436
	CHINA,PEOPLE'S REP.(MAINLAND)		36,000	5,436
8215995000	TONGS GRIPS AND SIM TBL A KTCHWR NESOI	X		149,790
	BRAZIL			7,026
	CHILE			15,588
	CHINA,PEOPLE'S REP.(MAINLAND)			105,109
	FRANCE			2,078
	INDIA			19,989
	MISCELLANEOUS ARTICLES OF BASE METAL	TOTAL		26,252,245
8301102000	PADLOCKS, BS MTL NT CYL OR PIN TUMBLR WD NOV 3.8CM	DOZ	10,115	76,877
	CHINA,PEOPLE'S REP.(MAINLAND)		9,085	70,648
	HONG KONG		1,030	6,229
8301104000	PADLOCKS, BS MTL NT CYL OR PIN TMB OV3.8 NOV6.4CMW	DOZ	9,010	125,231
	CHINA,PEOPLE'S REP.(MAINLAND)		7,464	104,265
	HONG KONG		1,546	20,966
8301105000	PADLOCKS, BS MTL NT CYL OR PIN TMB OV 6.4CM WIDE	DOZ	741	21,273
	CHINA,PEOPLE'S REP.(MAINLAND)		741	21,273
8301106000	PADLOCKS, BS MTL, CYL OR PIN TMBLR NOV 3.8CM WIDE	DOZ	9,398	63,143
	CHINA,PEOPLE'S REP.(MAINLAND)		6,485	53,281
	HONG KONG		43	2,112
	ITALY		287	4,512
	JAPAN		2,583	3,238
8301108000	PADLOCKS, BS MTL CYL/PN TUMB OV 3.8 NOV 6.4CM WIDE	DOZ	23,102	400,196
	CHINA (TAIWAN)		1,620	26,733
	CHINA,PEOPLE'S REP.(MAINLAND)		19,405	292,033
	HONG KONG		1,358	40,118
	ITALY		719	41,312
8301109000	PADLOCKS, BS METL CYLDR OR PIN TUMBLR OV 6.4CM WID	DOZ	2,268	66,980
	CHINA,PEOPLE'S REP.(MAINLAND)		1,533	33,296
	GERMANY		281	4,324
	HONG KONG		404	26,456
	ITALY		50	2,904
8301200060	OTHER LOCKS FOR MOTOR VEHICLES, OF BASE METAL	KG	16,374	85,741

TABLE - 2 IMPORTS INTO PUERTO RICO FROM FOREIGN COUNTRIES
BY COMMODITY AND COUNTRY OF ORIGIN-FISCAL YEAR 2001

COMM CODE	DESCRIPTION AND COUNTRY	UNIT	QUANTITY	VALUE - $
	CHINA (TAIWAN)		1,250	8,675
	CHINA,PEOPLE'S REP.(MAINLAND)		12,247	18,099
	JAPAN		2,877	58,967
8301300060	CAM LOCKS, OTH BS MTL LOCKS FOR CHESTS, DRWRS, ETC	KG	232	3,500
	CHINA,PEOPLE'S REP.(MAINLAND)		232	3,500
8301403000	LUGGAGE LOCKS, BASE METAL	DOZ	2,017	65,469
	CHINA,PEOPLE'S REP.(MAINLAND)		125	2,850
	ITALY		1,892	62,619
8301406030	DOOR LOCKS, LOCKSETS AND OTH BS MTL LOCKS FR DOORS	KG	527,136	3,162,723
	ARGENTINA		690	19,843
	BRAZIL		169	6,385
	CHINA (TAIWAN)		155,388	1,219,240
	CHINA,PEOPLE'S REP.(MAINLAND)		316,188	1,331,508
	HONG KONG		21,765	118,277
	ITALY		904	3,679
	MEXICO		1,304	18,538
	NORWAY		3,444	105,113
	REPUBLIC OF KOREA		1,337	9,991
	SPAIN		23,736	253,418
	SWEDEN		740	30,380
	UNITED KINGDOM OF GT BRITAIN		1,471	46,351
8301406060	OTHER LOCKS OF BASE METAL, NESOI	KG	164,996	1,510,101
	AUSTRALIAN ISLANDS		13	2,086
	CHINA (TAIWAN)		99,267	1,167,298
	CHINA,PEOPLE'S REP.(MAINLAND)		36,655	135,991
	COLOMBIA		1,879	9,978
	DENMARK		271	4,255
	HONG KONG		1,319	6,519
	ITALY		4,708	54,326
	REPUBLIC OF KOREA		6,965	38,825
	SPAIN		13,056	79,313
	UNITED KINGDOM OF GT BRITAIN		863	11,510
8301500000	CLASPS AND FRAMES W CLASPS, INC LOCKS, BASE METAL	KG	1,902	13,959
	CHINA,PEOPLE'S REP.(MAINLAND)		1,902	13,959
8301600000	PARTS OF LOCKS, BASE METAL	KG	172	2,083
	PORTUGAL		172	2,083
8301700000	KEYS PRESENTED SEPARATELY	KG	7,164	67,504
	CHINA (TAIWAN)		343	2,703
	CHINA,PEOPLE'S REP.(MAINLAND)		5,870	57,201
	GERMANY		698	2,900
	JAPAN		253	4,700
8302103000	HINGES AND PARTS FOR MOTR VEHCLS IR/ST, ALUM, ZINC	KG	6,161	47,912
	CHINA (TAIWAN)		5,294	31,833
	GERMANY		436	5,746
	REPUBLIC OF KOREA		431	10,333
8302106030	HINGES AND PARTS FR DOORS, IRN/STL, ALUM OR ZINC	KG	241,895	1,165,579
	ARGENTINA		151	4,513
	CHILE		544	3,848
	CHINA (TAIWAN)		1,413	6,012
	CHINA,PEOPLE'S REP.(MAINLAND)		225,513	1,016,841
	SPAIN		13,714	131,513
	VENEZUELA		560	2,852
8302106060	HINGES AND PARTS FOR FURN, CABINETS IR/ST, AL, ZN	KG	73,169	333,246
	CHINA,PEOPLE'S REP.(MAINLAND)		24,611	83,938
	HONG KONG		2,126	6,851
	ITALY		38,924	189,755
	JAPAN		2,222	19,596
	MEXICO		1,967	4,762
	PORTUGAL		272	9,520
	SPAIN		3,047	18,824
8302106090	HINGES AND PARTS NESOI OF IRN/STL, ALUM OR ZINC	KG	51,632	168,041
	BRAZIL		3,608	7,662
	CHINA (TAIWAN)		3,282	15,053
	CHINA,PEOPLE'S REP.(MAINLAND)		34,009	91,848
	DOMINICAN REPUBLIC		1,255	2,967
	HONG KONG		6,018	17,574

TABLE - 2 IMPORTS INTO PUERTO RICO FROM FOREIGN COUNTRIES
BY COMMODITY AND COUNTRY OF ORIGIN-FISCAL YEAR 2001

COMM CODE	DESCRIPTION AND COUNTRY	UNIT	QUANTITY	VALUE - $
	JAPAN		1,642	18,630
	SPAIN		1,818	14,307
8302109030	HNGS A PTS F DOORS BM NESOI NT AL IOS OR ZINC	KG	106,657	496,456
	ARGENTINA		840	5,399
	CHINA (TAIWAN)		5,831	28,777
	CHINA,PEOPLE'S REP.(MAINLAND)		75,116	363,499
	GERMANY		11,659	25,359
	HONG KONG		10,099	50,602
	ITALY		2,160	10,052
	SPAIN		952	12,768
8302109060	HINGES A PTS FR FURN A CABS BM NESOI NOT IOS AL OR	KG	65,231	232,069
	CHINA (TAIWAN)		11,838	37,282
	CHINA,PEOPLE'S REP.(MAINLAND)		29,646	143,792
	HONG KONG		5,279	13,582
	ITALY		18,468	37,413
8302109090	HINGES A PTS, BS MTL NESOI NT F DRS FURN OR CABNTS	KG	48,024	225,902
	AUSTRIA		5,706	29,496
	CHINA,PEOPLE'S REP.(MAINLAND)		29,441	135,242
	DOMINICAN REPUBLIC		4,522	4,657
	GERMANY		6,172	36,400
	HONG KONG		1,712	13,586
	SPAIN		223	3,100
	UNITED KINGDOM OF GT BRITAIN		248	3,421
8302200000	CASTORS, AND PARTS THEREOF, OF BASE METAL	KG	43,072	133,766
	CHINA (TAIWAN)		3,347	25,983
	CHINA,PEOPLE'S REP.(MAINLAND)		24,941	45,375
	EL SALVADOR		1,525	6,940
	GERMANY		3,632	6,741
	SPAIN		9,627	48,727
8302303060	OTH MNTNGS FTTNGS ETC, MOTOR VEHC, IOS ZN AL PARTS	KG	6,507	40,292
	CHINA (TAIWAN)		722	3,520
	JAPAN		2,899	34,212
	REPUBLIC OF KOREA		2,886	2,560
8302306000	OTH MOUNTNGS, FTTNGS ETC NES FOR MOTR VEH BS METAL	KG	117,267	898,986
	CHINA (TAIWAN)		52,359	522,887
	JAPAN		532	7,002
	REPUBLIC OF KOREA		6,360	76,495
	THAILAND		58,016	292,602
8302413000	DOOR CLSRS (EXC ATMTC) A PTS, BS MTL, FOR BUILDING	KG	51,993	282,342
	CHINA (TAIWAN)		27,926	155,654
	EL SALVADOR		16,908	91,791
	ITALY		4,301	15,890
	JAPAN		1,385	10,970
	REPUBLIC OF KOREA		1,473	8,037
8302416015	DOORSTOPS PLS KNCKRS CHNS KCKPL ESC IR ST AL OR ZN	KG	33,918	297,838
	BRAZIL		3,851	4,175
	CHILE		353	5,106
	CHINA (TAIWAN)		19,561	207,382
	CHINA,PEOPLE'S REP.(MAINLAND)		3,474	28,605
	HONG KONG		5,696	33,679
	ITALY		179	3,002
	MEXICO		231	2,065
	SPAIN		573	13,824
8302416045	DOOR HARDWARE NESOI, IRON, STEEL, ALUMINUM OR ZINC	KG	75,352	383,869
	CHINA (TAIWAN)		12,458	99,674
	CHINA,PEOPLE'S REP.(MAINLAND)		8,343	22,324
	COLOMBIA		50	2,400
	EL SALVADOR		45,519	218,339
	ITALY		1,754	14,305
	SPAIN		7,228	26,827
8302416050	HDWR FOR CURTAINS DRAPRS A SHADES, IR/ST AL OR ZN	KG	43,670	188,256
	CHINA,PEOPLE'S REP.(MAINLAND)		1,115	2,848
	EL SALVADOR		42,555	185,408
8302416080	OTHR MOUNTINGS/FITTNGS/ETC IRON,STEEL,ALUMIN,ZINC	KG	400,045	1,581,602
	CHINA (TAIWAN)		42,680	144,710
	CHINA,PEOPLE'S REP.(MAINLAND)		55,233	212,515

TABLE - 2 IMPORTS INTO PUERTO RICO FROM FOREIGN COUNTRIES
BY COMMODITY AND COUNTRY OF ORIGIN-FISCAL YEAR 2001

COMM CODE	DESCRIPTION AND COUNTRY	UNIT	QUANTITY	VALUE - $
	DOMINICAN REPUBLIC		457	4,850
	EL SALVADOR		235,562	1,081,229
	HONG KONG		1,102	4,819
	INDIA		62,939	72,542
	REPUBLIC OF KOREA		1,080	48,150
	SPAIN		992	12,787
8302419015	DOORSTOPS PLS KNCKRS CHNS KCKPL ESCUT BS MTL NESOI	KG	2,224	13,975
	CHINA,PEOPLE'S REP.(MAINLAND)		1,838	10,531
	MEXICO		386	3,444
8302419045	DOOR HARDWARE NESOI, BASE METAL EXC IR ST AL OR ZN	KG	34,640	167,884
	EL SALVADOR		29,085	122,100
	HONG KONG		2,733	11,461
	INDIA		2,193	24,441
	SPAIN		629	9,882
8302419080	OTHER MOUNTINGS ETC FOR BLDGS NESOI BAS METL NESOI	KG	26,231	179,917
	AUSTRIA		56	2,063
	CHILE		1,066	19,881
	CHINA (TAIWAN)		4,703	51,829
	CHINA,PEOPLE'S REP.(MAINLAND)		13,005	44,400
	INDIA		6,600	53,391
	SPAIN		801	8,353
8302423015	DRAWER SLIDES FOR FURNITURE; OF IOS ALUMINUM ZINC	KG	92,819	113,139
	CHINA (TAIWAN)		1,251	2,509
	CHINA,PEOPLE'S REP.(MAINLAND)		55,146	62,544
	ITALY		36,422	48,086
8302423065	OTH MOUNTNGS FITTINGS FOR FURNITURE; OF IOS ZN AL	KG	15,545	31,447
	CHINA,PEOPLE'S REP.(MAINLAND)		10,832	9,021
	ITALY		4,713	22,426
8302426000	OTH MNTGS ETC FR FURNITR NESOI OF BS MTLS NESOI	KG	2,495	25,681
	ARGENTINA		852	3,632
	CHINA,PEOPLE'S REP.(MAINLAND)		1,236	14,250
	SPAIN		407	7,799
8302494000	HARNESS SADDLRY HDWR, PARTS, NT PREC METL PLATED	KG	1,128	14,617
	CANADA		494	5,055
	COLOMBIA		634	9,562
8302496085	OTH MNTNGS FTTNGS ETC NESOI IOS ZN ALUM, PTS THERF	KG	517	7,491
	CHILE		517	7,491
8302498090	OTH MOUNTNGS FTTNGS ETC NES BS METL EXC IOS AL ZN	KG	9,204	37,711
	CHILE		1,978	19,529
	SPAIN		7,226	18,182
8302500000	HAT-RACKS HAT PEGS BRCKTS ETC PARTS, BASE METAL	KG	91,139	249,271
	BRAZIL		84,283	225,732
	CHINA (TAIWAN)		692	3,077
	CHINA,PEOPLE'S REP.(MAINLAND)		5,947	17,274
	REPUBLIC OF KOREA		217	3,188
8302603000	AUTOMATIC DOOR CLOSERS OF BASE METAL	KG	51,653	275,842
	CHINA (TAIWAN)		34,245	204,604
	REPUBLIC OF KOREA		17,408	71,238
8303000000	SAFES, CASH OR DEED BOXES ETC A PRTS, BASE METAL	KG	30,350	188,140
	GERMANY		2,845	65,965
	NORWAY		9,985	99,556
	REPUBLIC OF KOREA		17,520	22,619
8304000000	OFFICE AND DESK EQUIP A PRTS, OF BASE METAL	KG	45,307	32,763
	CHINA (TAIWAN)		1,350	4,392
	PAKISTAN		43,957	28,371
8305100050	FITTINGS FOR LOOSELEAF BINDERS, FILES NESOI BS MTL	KG	41,114	109,573
	CHINA,PEOPLE'S REP.(MAINLAND)		10,270	33,039
	SPAIN		904	3,851
	VENEZUELA		29,940	72,683
8305200000	STAPLES IN STRIPS, OF BASE METAL	KG	2,760	7,031
	CHINA (TAIWAN)		266	4,356
	DOMINICAN REPUBLIC		2,494	2,675
8305903010	PAPER CLIPS AND PARTS, WHOLLY OF WIRE, BASE METAL	KG	23,248	33,816
	CHINA (TAIWAN)		3,280	10,000
	COLOMBIA		19,968	23,816
8305903050	PAPER CLIPS AND PARTS, NESOI, OF BASE METAL	KG	5,820	9,340

TABLE - 2 IMPORTS INTO PUERTO RICO FROM FOREIGN COUNTRIES
BY COMMODITY AND COUNTRY OF ORIGIN-FISCAL YEAR 2001

COMM CODE	DESCRIPTION AND COUNTRY	UNIT	QUANTITY	VALUE - $
	CHINA,PEOPLE'S REP.(MAINLAND)		5,820	9,340
8306100000	BELLS, GONGS AND THE LIKE, AND PARTS, BASE METAL	KG	5,964	16,825
	CHINA (TAIWAN)		998	4,424
	CHINA,PEOPLE'S REP.(MAINLAND)		4,966	12,401
8306210000	STATUETTES A OTH ORNAMNTS A PRTS PLTD W PREC METAL	KG	1,421	8,414
	COLOMBIA		132	2,363
	ITALY		123	3,230
	MEXICO		1,166	2,821
8306290000	STATUETTES A OTH ORNMNTS A PRTS, BS METL NT PM PLT	KG	1,362,821	1,878,441
	CHINA (TAIWAN)		2,768	5,305
	CHINA,PEOPLE'S REP.(MAINLAND)		1,131,094	899,901
	COLOMBIA		2,013	10,042
	DOMINICAN REPUBLIC		1,417	10,200
	EL SALVADOR		7,305	217,584
	HAITI		5,928	31,098
	HONG KONG		17,100	17,157
	INDIA		43,311	62,561
	ITALY		83,141	172,892
	MEXICO		19,063	40,894
	MOROCCO		958	2,395
	NETHERLANDS		1,978	18,414
	SPAIN		654	8,977
	VENEZUELA		46,091	381,021
8306300000	PHOTO, PCTR A SIM FRAMES, MIRRORS, PRTS, BASE METL	KG	44,494	66,537
	CHINA,PEOPLE'S REP.(MAINLAND)		44,037	61,153
	INDIA		357	2,176
	ITALY		100	3,208
8307103000	FLEXIBLE TUBING OF IRON OR STEEL, WITH FITTINGS	KG	43,616	1,251,761
	FRANCE		81	19,960
	UNITED KINGDOM OF GT BRITAIN		43,535	1,231,801
8307106000	FLEXIBLE TUBING, IRON OR STEEL, WITH OUT FITTINGS	KG	41	4,295
	SWEDEN		41	4,295
8307906000	FLEXIBLE TUBING, BASE METL EX IOS, W/O FITTINGS	KG	32,516	116,936
	CHINA (TAIWAN)		8,461	37,309
	CHINA,PEOPLE'S REP.(MAINLAND)		15,115	47,495
	HONG KONG		8,940	32,132
8308100000	HOOKS, EYES AND EYELETS, OF BASE METAL	KG	2,752	59,029
	CHINA (TAIWAN)		864	6,638
	CHINA,PEOPLE'S REP.(MAINLAND)		794	11,542
	MEXICO		1,094	40,849
8308206000	OTH TUBULAR OR BIFURCATED RIVETS, BASE METAL NESOI	KG	2,378	7,681
	CHINA,PEOPLE'S REP.(MAINLAND)		2,378	7,681
8308906000	BUCKLES AND BUCKLE CLASPS A PARTS, BASE METAL	KG	15,344	398,943
	CHINA (TAIWAN)		15,016	366,159
	ITALY		328	32,784
8308909000	CLASPS ETC OF BASE METAL NESOI FOR CLOTHING ETC	KG	13,042	155,750
	CHINA (TAIWAN)		12,585	140,248
	CHINA,PEOPLE'S REP.(MAINLAND)		174	2,665
	ITALY		283	12,837
8309100000	CROWN CORKS INC SEALS AND CAPS, A PRTS, BASE METAL	KG	175,614	467,674
	ARGENTINA		37,483	193,760
	DOMINICAN REPUBLIC		30,825	71,405
	FRANCE		2,967	37,359
	MEXICO		104,339	165,150
8309900000	STOPPERS, CAPS, LIDS, SEALS ETC NES, PRTS, BS METL	KG	1,709,305	7,234,722
	ARGENTINA		1,209,139	5,687,183
	BELGIUM		1,619	9,922
	CANADA		25,201	171,594
	DOMINICAN REPUBLIC		141,814	487,735
	FRANCE		8,029	135,525
	GERMANY		554	10,303
	MEXICO		172,435	321,889
	PANAMA		1,513	25,842
	REP. OF SOUTH AFRICA		125,568	196,474
	SPAIN		336	5,548
	UNITED KINGDOM OF GT BRITAIN		5,727	105,448

TABLE - 2 IMPORTS INTO PUERTO RICO FROM FOREIGN COUNTRIES
BY COMMODITY AND COUNTRY OF ORIGIN-FISCAL YEAR 2001

COMM CODE	DESCRIPTION AND COUNTRY	UNIT	QUANTITY	VALUE - $
	VENEZUELA		17,370	77,259
8310000000	SGN PLTS NOS A SMBLS ET BM EXCPT OF HDG 9405	KG	30,149	412,999
	CANADA		490	8,574
	CHINA (TAIWAN)		11,624	178,250
	CHINA,PEOPLE'S REP.(MAINLAND)		9,698	23,889
	FRANCE		660	22,807
	GERMANY		45	2,863
	ITALY		609	88,022
	JAPAN		2,309	67,840
	MEXICO		1,235	14,990
	SPAIN		3,479	5,764
8311100000	COATED ELECTRODES, BASE METAL, FOR ELEC ARC-WELDNG	KG	479,415	443,610
	ARGENTINA		144,007	126,886
	CHINA,PEOPLE'S REP.(MAINLAND)		122,835	71,606
	COLOMBIA		10,512	8,240
	DOMINICAN REPUBLIC		14,473	9,758
	HONG KONG		1,841	3,212
	HUNGARY		2,101	7,387
	ITALY		10,774	16,491
	MEXICO		56,395	76,825
	REPUBLIC OF KOREA		73,271	54,226
	SPAIN		42,288	61,413
	SWEDEN		918	7,566
8311200000	CORED WIRE OF BASE METAL, FOR ELECTRIC ARC-WELDING	KG	27,631	24,477
	ARGENTINA		18,253	17,425
	CHINA,PEOPLE'S REP.(MAINLAND)		9,378	7,052
8311306000	COATED RODS A CORED WIRE, BS METL, NES FR SOLDR ET	KG	12,850	35,610
	BELGIUM		2,733	23,209
	DOMINICAN REPUBLIC		9,797	7,920
	MEXICO		320	4,481
8311900000	WIRE ETC CTD/CRD W FLUX FR WLD ETC A PRTS NESOI	KG	13,973	29,967
	MEXICO		13,973	29,967
	MACHINERY AND MECHANICAL APPLIANCES; ELECTRICAL EQUIPMENT;PARTS THEREOF; SOUND RECORDERS AND REPRODUCERS, TELEVISION IMAGE AND SOUND RECORDER, AND REPRODUCERS, AND PARTS AND ACCESSORIES OF SUCH ARTICLES	TOTAL		824,410,110
	NUCLEAR REACTORS,BOILERS,MACHINERY AND MECHANICAL APPLIANCES; PARTS THEREOF	TOTAL		329,737,328
8402900090	PTS FOR STEAM,VAPOR GENERATING,SUPER-HEAT WTR BLRS	X		31,314,411
	CZECH REPUBLIC			23,586,806
	INDONESIA			1,023,764
	MEXICO			578,223
	SPAIN			165,807
	VENEZUELA			5,959,811
8404100050	AUX PLANT FOR USE WITH BLRS HDG 8402-8403 NOT ECON	T	346	836,951
	BRAZIL		14	60,551
	UNITED KINGDOM OF GT BRITAIN		68	456,056
	VENEZUELA		264	320,344
8405900000	PTS,PROD GAS,WTR GAS,ACETYLENE GAS,WTR PRO GAS GEN	X		7,783
	SPAIN			7,783
8407210080	SPK-IGN INT COM PST ENG, MARINE, OUTBRD, >=22.38kW	NO	969	3,338,914
	CHINA,PEOPLE'S REP.(MAINLAND)		79	210,591
	FRANCE		7	5,404
	JAPAN		883	3,122,919
8407322080	SP-IG REC PST ENG, F RD TR, BUS, AUTO, TRUCK, NEW	NO	98	66,480
	AUSTRIA		90	58,391
	ITALY		8	8,089
8407341400	SP-IG REC PST ENG,RD TR,BUS,AUTO,TRKS,<2000CC,USED	NO	4,200	663,342
	JAPAN		4,200	663,342
8407341800	SP-IG REC PST ENG,RD TR,BUS,AUTO,TRKS,<2000CC, NEW	NO	3	21,754

TABLE - 2 IMPORTS INTO PUERTO RICO FROM FOREIGN COUNTRIES
BY COMMODITY AND COUNTRY OF ORIGIN-FISCAL YEAR 2001

COMM CODE	DESCRIPTION AND COUNTRY	UNIT	QUANTITY	VALUE - $
	GERMANY		2	18,254
	MEXICO		1	3,500
8407344400	SP-IG REC PST ENG,RD TR,BUS,AUTO,TRKS,>2000CC,USED	NO	4	5,506
	GERMANY		1	3,412
	JAPAN		3	2,094
8407345500	SP-IG REC PST ENG,FR PROP VEH CH87,NESOI, >2,000CC	NO	8	22,832
	UNITED KINGDOM OF GT BRITAIN		8	22,832
8408100050	COMP-IGNITION PISTON ENGINES,FOR MARINE,EXC 746 KW	NO	1	100,000
	GERMANY		1	100,000
8408201080	COMP-IGN ENG PROP FR VEH CH87,INST AG TR EX 37.3KW	NO	1	2,131
	UNITED KINGDOM OF GT BRITAIN		1	2,131
8408202000	COMP-IGN ENG FR PROP VEH CH87,RD TR,BUS,AUTO,TRUCK	NO	409	187,092
	DOMINICAN REPUBLIC		14	2,797
	JAPAN		387	180,735
	REPUBLIC OF KOREA		8	3,560
8408209000	COMP-IG INT COMB PST ENG FR PROP OF VEH CH87, NESO	NO	6	2,460
	CHINA,PEOPLE'S REP.(MAINLAND)		6	2,460
8408909010	COMP-IGN INT COMB PST ENG, NESOI, NOT EXC 149.2 KW	NO	22	150,155
	JAPAN		6	86,913
	UNITED KINGDOM OF GT BRITAIN		16	63,242
8408909020	COMP-IGN INT COMB PST ENG,NESOI,EX149.2KW N/E373KW	NO	18,104	32,318,151
	IRELAND		160	323,693
	JAPAN		17,123	30,467,771
	REPUBLIC OF KOREA		800	1,398,725
	UNITED KINGDOM OF GT BRITAIN		21	127,962
8408909030	COMP-IGN INT COMB PST ENG,NESOI,EXC373KW N/E 746KW	NO	80	155,737
	JAPAN		80	155,737
8408909040	COMP-IGN INT COMB PST ENG,NESOI,EXC373KW N/E1119KW	NO	3	14,208
	UNITED KINGDOM OF GT BRITAIN		3	14,208
8409911040	CAST-IRON PTS F SP-IG PST ENG F RD TR,BUS,AUTO,TRK	KG	407	22,231
	JAPAN		366	15,481
	REPUBLIC OF KOREA		41	6,750
8409913000	ALUMINUM CYLINDER HEADS,SPARK-IGN PIST ENG.FOR VEH	NO	11	3,134
	JAPAN		11	3,134
8409915010	CONN RODS FOR SP-IG PST ENG FOR RD TR,BUS,AUTO,TRK	NO	402	6,311
	JAPAN		102	3,174
	REPUBLIC OF KOREA		300	3,137
8409915080	PARTS FOR SP-IG PST ENG FOR RD TR,BUS,AUTO,TRUCKS	KG	100,778	1,290,072
	AUSTRALIAN ISLANDS		466	23,329
	BRAZIL		6,327	271,066
	CHINA (TAIWAN)		38,946	187,777
	GERMANY		1	2,435
	ITALY		231	3,640
	JAPAN		26,799	569,363
	REPUBLIC OF KOREA		16,193	199,534
	SPAIN		560	23,182
	VENEZUELA		11,255	9,746
8409919290	PARTS FOR SP-IG PST ENG FOR MARINE PROPULSION	KG	280	13,385
	GERMANY		60	4,079
	JAPAN		220	9,306
8409919990	PARTS, EXC CONN RODS, FOR SP-IG PST ENGINES, NESOI	KG	40,720	558,232
	ARGENTINA		118	2,021
	BRAZIL		46	4,300
	CHINA (TAIWAN)		24,324	258,005
	CHINA,PEOPLE'S REP.(MAINLAND)		210	5,028
	INDIA		1,418	26,310
	ITALY		2,660	17,552
	JAPAN		5,863	147,302
	REPUBLIC OF KOREA		4,009	48,600
	SPAIN		2,072	49,114
8409999990	PARTS FOR COMP-IG INT COMB PST ENGINES, NESOI	KG	23,185	206,309
	BELGIUM		1,875	15,570
	DENMARK		9,220	101,191
	FINLAND		40	2,362
	GERMANY		110	9,180
	SWEDEN		11,940	78,006

TABLE - 2 IMPORTS INTO PUERTO RICO FROM FOREIGN COUNTRIES
BY COMMODITY AND COUNTRY OF ORIGIN-FISCAL YEAR 2001

COMM CODE	DESCRIPTION AND COUNTRY	UNIT	QUANTITY	VALUE - $
8410900000	PARTS, INC REGULATORS, FOR HYDRAULIC TURB & WTR WH	X		23,280
	FRANCE			2,556
	UNITED KINGDOM OF GT BRITAIN			20,724
8411124000	TURBOJET AIRCRAFT ENGINES, THRUST EXCEEDING 25 KN	NO	1	400,000
	CANADA		1	400,000
8411224000	TURBOPROPELLER AIRCRAFT ENGINES, POWER EXC 1100 KW	NO	1	62,000
	CANADA		1	62,000
8411824000	GAS TURBINE A/C ENGINES,NESOI,POWER EXCEED 5,000KW	NO	1	300,000
	CANADA		1	300,000
8411999030	ROTORS,SPINDLES,OR THEIR ASSEMB. FOR NONAIR. GAST.	NO	6	1,206,966
	FRANCE		4	974,578
	GERMANY		1	37,874
	ITALY		1	194,514
8411999060	PARTS OF NONAIRCRAFT GAS TURBINES, NESOI	X		155,337
	BELGIUM			6,220
	JAPAN			10,021
	UNITED KINGDOM OF GT BRITAIN			139,096
8412210075	LINEAR ACTING HYDRAULIC MOTORS (CYLINDERS)	NO	2	10,920
	GERMANY		2	10,920
8412298075	HYDRAULIC POWER ENGINES AND MOTORS, NESOI	NO	1	6,500
	FRANCE		1	6,500
8412310080	LINEAR ACTING PNEUMATIC MOTORS (CYLINDERS), NESOI	NO	12	3,177
	GERMANY		12	3,177
8412390080	PNEUMATIC POWER ENGINES AND MOTORS, NESOI	NO	241	66,430
	SWEDEN		218	41,911
	SWITZERLAND		20	18,476
	UNITED KINGDOM OF GT BRITAIN		3	6,043
8412909050	PARTS OF REACTION ENGINES OTHER THAN TURBOJETS	X		9,810
	GERMANY			9,810
8412909080	PARTS OF ENGINES AND MOTORS, NESOI	X		9,150
	GERMANY			9,150
8413190000	PUMPS FITTED WITH MEASURING DEVICE, NESOI	NO	13,856,492	3,900,955
	BRAZIL		1	6,236
	FRANCE		11,737,725	2,995,933
	GERMANY		2,068,765	815,180
	JAPAN		50,000	33,611
	SWEDEN		1	49,995
8413200000	HAND PUMPS,EXC PUMPS FITTED WITH MEASURING DEVICES	NO	6,605,361	2,786,274
	CHINA (TAIWAN)		300	2,608
	CHINA,PEOPLE'S REP.(MAINLAND)		2,460	7,244
	GERMANY		6,602,601	2,776,422
8413309030	FUEL PUMPS, EXC FUEL-INJECT, FOR INTRL COMB PST EG	NO	6,399	92,735
	FINLAND		7	6,888
	JAPAN		257	11,073
	REPUBLIC OF KOREA		6,135	74,774
8413309060	LUBRICATING PUMPS FOR INTERNAL COMBUSTION PST ENGS	NO	8,317	167,421
	CHINA (TAIWAN)		1,465	30,162
	GERMANY		92	6,602
	JAPAN		4,729	98,674
	REPUBLIC OF KOREA		2,031	31,983
8413309090	COOLING MEDIUM PUMPS FOR INTERNAL COMB PISTON ENGS	NO	48,086	686,554
	CHINA,PEOPLE'S REP.(MAINLAND)		3,147	28,787
	GERMANY		555	11,193
	ITALY		19,448	263,287
	JAPAN		23,989	366,425
	REPUBLIC OF KOREA		947	16,862
8413400000	CONCRETE PUMPS	NO	2	42,293
	MEXICO		1	20,000
	SWITZERLAND		1	22,293
8413500080	HYDRAULIC FLUID POWER PUMPS, NESOI	NO	2	6,557
	FRANCE		1	4,347
	POLAND		1	2,210
8413500090	RECIPROCATING POSITIVE DISPLACEMENT PUMPS, NESOI	NO	1	10,700
	UNITED KINGDOM OF GT BRITAIN		1	10,700
8413600090	ROTARY POSITIVE DISPLACEMENT PUMPS, NESOI	NO	2	37,621
	FRANCE		2	37,621

TABLE - 2 IMPORTS INTO PUERTO RICO FROM FOREIGN COUNTRIES
BY COMMODITY AND COUNTRY OF ORIGIN-FISCAL YEAR 2001

COMM CODE	DESCRIPTION AND COUNTRY	UNIT	QUANTITY	VALUE - $
8413702005	CENT PMP LIQ,SING-STG,SING-SUC,CLOS-COUP,DIS5.08CM	NO	1,835	175,895
	CANADA		1,835	175,895
8413702015	CENT PMP LIQ,SING-STG,SING-SUC,CLOS-COUP,OV 5.08CM	NO	8,918	1,857,596
	INDIA		8	65,000
	UNITED KINGDOM OF GT BRITAIN		8,910	1,792,596
8413702025	CENT PMP LIQ,SING-STG,SING-SUC,CLOS-COUP,OV C7.6CM	NO	3	9,453
	GERMANY		3	9,453
8413702040	CENT PUMPS FOR LIQUIDS MULTI-STAG,SING OR DOUB-SUC	NO	2	13,102
	FRANCE		1	7,980
	SWEDEN		1	5,122
8413702090	CENTRIFUGAL PUMPS FOR LIQUIDS, NESOI	NO	4	21,617
	SPAIN		1	9,850
	SWEDEN		2	7,142
	UNITED KINGDOM OF GT BRITAIN		1	4,625
8413810030	HOUSEHOLD WATER SYST,SELF-CONTAIN; WINDMILL PUMPS	NO	2,863	100,703
	GUATEMALA		60	4,224
	PANAMA		3	4,156
	PORTUGAL		2,800	92,323
8413810040	PUMPS FOR LIQUIDS, NESOI	NO	29,087	981,598
	BRAZIL		1	3,745
	CHINA (TAIWAN)		10	3,430
	CHINA,PEOPLE'S REP.(MAINLAND)		88	23,012
	FRANCE		5	23,888
	GERMANY		1	28,074
	ITALY		8,346	154,500
	MEXICO		12,891	540,082
	PORTUGAL		3,200	111,186
	REPUBLIC OF KOREA		4,404	30,483
	SPAIN		134	51,324
	TURKEY		2	7,940
	UNITED KINGDOM OF GT BRITAIN		5	3,934
8413919010	PARTS,FUEL,LUBRIC OR COOL MED PUMPS,EXC FUEL-INJET	X		48,686
	JAPAN			41,483
	REPUBLIC OF KOREA			7,203
8413919050	PARTS OF HYDRAULIC FLUID POWER PUMPS	X		36,129
	FRANCE			5,026
	ITALY			31,103
8413919080	PARTS OF PUMPS FOR LIQUIDS, NESOI	X		372,731
	CANADA			8,224
	CHINA (TAIWAN)			13,385
	FRANCE			17,273
	GERMANY			227,004
	INDIA			3,266
	ITALY			18,606
	MEXICO			11,158
	SPAIN			5,189
	SWEDEN			10,793
	SWITZERLAND			5,945
	UNITED KINGDOM OF GT BRITAIN			51,888
8414100000	VACUUM PUMPS	NO	10	110,931
	COLOMBIA		1	2,870
	DENMARK		1	2,359
	FINLAND		2	11,637
	ITALY		5	20,685
	MEXICO		1	73,380
8414200000	HAND- OR FOOT-OPERATED AIR PUMPS	NO	3,212	4,642
	CHINA (TAIWAN)		2,300	2,562
	CHINA,PEOPLE'S REP.(MAINLAND)		912	2,080
8414304000	COMPRESSORS, REFRIG AND AIR-COND, NOT EXC 1/4 HP	NO	120	3,657
	BRAZIL		120	3,657
8414308010	COMPRESSORS, REFRIG & AIR COND, SCREW TYP,N/E 200H	NO	2,977	394,247
	BRAZIL		624	35,938
	FRANCE		314	70,808
	REPUBLIC OF KOREA		2,039	287,501
8414308030	COMPRESSORS, REFRIG & AIR COND, FOR MOTOR VEHICLES	NO	410	94,082
	JAPAN		185	46,860

TABLE - 2 IMPORTS INTO PUERTO RICO FROM FOREIGN COUNTRIES
BY COMMODITY AND COUNTRY OF ORIGIN-FISCAL YEAR 2001

COMM CODE	DESCRIPTION AND COUNTRY	UNIT	QUANTITY	VALUE - $
	REPUBLIC OF KOREA		225	47,222
8414308050	COMPRESSORS, REF & A/C,EXC AMMONIA,EXC 1/4N/EXC1HP	NO	156	9,004
	BRAZIL		156	9,004
8414308060	COMPRESSORS, REF & A/C,EXC AMMONIA,EXC 1 N/EXC 3HP	NO	96	3,374
	BRAZIL		96	3,374
8414308070	COMPRESSORS, REF & A/C,EXC AMMONIA,EXC 3 N/EXC10HP	NO	20	5,197
	JAPAN		20	5,197
8414308080	COMPRESSORS, REF & A/C,EXC AMMONIA,EXCEEDING 10 HP	NO	12	33,208
	CANADA		10	12,996
	FRANCE		2	20,212
8414510030	CEILING FANS,PERM INST,SLF-CONT ELEC MTR < 125W	NO	30,236	591,162
	CHINA,PEOPLE'S REP.(MAINLAND)		30,132	579,504
	JAPAN		104	11,658
8414510060	FANS,EXC CEILING,PERM INST,SLF-CONT ELEC MTR<125 W	NO	34,884	441,952
	CHINA,PEOPLE'S REP.(MAINLAND)		34,114	424,342
	THAILAND		770	17,610
8414510090	FANS, NOT PERM INST,SLF-CONT ELEC MTR N/E 125 W	NO	489,184	4,756,139
	CHINA (TAIWAN)		40,849	398,198
	CHINA,PEOPLE'S REP.(MAINLAND)		443,285	4,319,831
	HONG KONG		5,050	38,110
8414593000	TURBOCHARGERS AND SUPERCHARGERS OF FANS NESOI	NO	2	2,738
	UNITED KINGDOM OF GT BRITAIN		2	2,738
8414596040	FANS,NESOI, SUITABLE FOR USE WITH MOTOR VEHICLES	NO	6,608	105,546
	CHINA (TAIWAN)		3,656	58,223
	CHINA,PEOPLE'S REP.(MAINLAND)		2,500	27,650
	GERMANY		88	2,927
	JAPAN		160	11,390
	REPUBLIC OF KOREA		204	5,356
8414596090	FANS, NESOI, AXIAL	NO	6,614	214,119
	CHINA (TAIWAN)		200	2,604
	CHINA,PEOPLE'S REP.(MAINLAND)		5,360	178,060
	INDIA		1,054	33,455
8414596095	FANS, NESOI	NO	6,950	166,741
	CHINA (TAIWAN)		4,845	85,502
	CHINA,PEOPLE'S REP.(MAINLAND)		1,680	45,410
	HONG KONG		44	5,177
	IRELAND		230	14,134
	REPUBLIC OF KOREA		116	2,147
	SWEDEN		35	14,371
8414600000	HOODS HAVING MAXIMUM HORRIZON SIDE NOT EXC 120 CM	NO	1,983	134,305
	ITALY		348	62,919
	MEXICO		1,498	36,702
	SPAIN		137	34,684
8414800500	AIR COMPRESSORS, TURBOCHARGERS & SUPERCHARGERS	NO	9	5,621
	JAPAN		9	5,621
8414801505	AIR COMPRESSORS, STTNRY, RCPRTG, NOT EXCDNG 74.6 W	NO	66	6,550
	CHINA (TAIWAN)		30	2,941
	ITALY		36	3,609
8414801525	AIR COMPRESSORS,NESOI,STTNRY,RCPRCTNG,4.48KW-8.21K	NO	1	2,270
	BRAZIL		1	2,270
8414801545	AIR COMPRESSORS,NESOI,STTNRY,RCPRCTNG19.4KW-74.6KW	NO	1	21,840
	UNITED KINGDOM OF GT BRITAIN		1	21,840
8414801575	AIR COMPRESSORS,ROTARY,STATIONRY,EXCEEDING 74.6 KW	NO	15	692,157
	BELGIUM		14	634,810
	NETHERLANDS		1	57,347
8414801580	AIR COMPRESSORS,STATIONARY,EXCEPT RECIP AND ROTARY	NO	2	273,197
	BELGIUM		1	110,902
	UNITED KINGDOM OF GT BRITAIN		1	162,295
8414801590	AIR COMPRESSORS, PORTABLE, NESOI	NO	2,280	8,602
	CHINA (TAIWAN)		1,000	3,098
	CHINA,PEOPLE'S REP.(MAINLAND)		1,280	5,504
8414802075	COMPRESSORS, NESOI, INC RECIPROCT & ROTARY > 746KW	NO	2	12,800
	FRANCE		2	12,800
8414809000	AIR OR VACUUM PUMPS, NESOI	NO	1,177	17,921
	CHINA (TAIWAN)		98	6,918
	CHINA,PEOPLE'S REP.(MAINLAND)		1,077	4,582

TABLE - 2 IMPORTS INTO PUERTO RICO FROM FOREIGN COUNTRIES
BY COMMODITY AND COUNTRY OF ORIGIN-FISCAL YEAR 2001

COMM CODE	DESCRIPTION AND COUNTRY	UNIT	QUANTITY	VALUE - $
	UNITED KINGDOM OF GT BRITAIN		2	6,421
8414901040	PTS OF FANS INC BLOWERS (OF SUBHEADING 8414.51.00)	X		1,062,919
	CHINA,PEOPLE'S REP.(MAINLAND)			102,254
	ITALY			27,029
	MEXICO			933,636
8414901080	PTS OF FANS(BLOWERS) & VENT OR RECYCL HOODS, NESOI	X		1,226,599
	CHINA (TAIWAN)			3,820
	GERMANY			5,374
	JAPAN			16,789
	MEXICO			1,195,195
	UNITED KINGDOM OF GT BRITAIN			5,421
8414904040	PARTS OF COMPRESSORS, EXC HOUSINGS OF REF & A/COND	X		11,798
	BELGIUM			11,798
8414904075	PTS OF COMPRESSORS, EXC COMPRESSOR HOUSINGS, NESOI	X		26,861
	BELGIUM			9,680
	CHINA (TAIWAN)			2,225
	GERMANY			5,606
	ITALY			6,131
	REPUBLIC OF KOREA			3,219
8414909040	PARTS OF VACUUM PUMPS	X		2,595
	CANADA			2,595
8414909080	PARTS OF AIR PUMPS, NESOI	X		1,125,558
	BELGIUM			3,252
	FINLAND			1,122,306
8415100040	AIR-CONDITIONERS,WIND/WALL,SELF-CONTAIN <2.93KW/HR	NO	26,100	6,390,950
	BRAZIL		2,004	521,418
	CHINA,PEOPLE'S REP.(MAINLAND)		4,053	508,754
	EGYPT		484	118,381
	JAPAN		903	493,615
	MALAYSIA		3,537	771,680
	PANAMA		1,757	543,873
	REPUBLIC OF KOREA		3,234	551,312
	SAUDI ARABIA		89	21,588
	SINGAPORE		2,534	780,490
	THAILAND		7,149	1,988,175
	TRINIDAD @ TOBAGO		356	91,664
8415100060	AIR-COND,WIND/WALL,SELF-CONTAIN,2.93KW/HR><4.98KW	NO	11,962	2,678,536
	BRAZIL		1,720	486,599
	CHINA,PEOPLE'S REP.(MAINLAND)		600	123,000
	COLOMBIA		13	21,183
	EGYPT		186	36,284
	MALAYSIA		4,450	920,055
	MEXICO		1,209	270,542
	REPUBLIC OF KOREA		2,855	613,879
	SAUDI ARABIA		180	52,780
	THAILAND		630	113,415
	TRINIDAD @ TOBAGO		119	40,799
8415100080	AIR-COND,WIND/WALL,SELF-CONTAIN,4.98KW/HR OR >	NO	211	68,144
	BRAZIL		30	11,455
	MALAYSIA		100	31,439
	REPUBLIC OF KOREA		81	25,250
8415820005	AR-CND,SLF-CNTN,RMTE COND,EXC YR-RND < 17.58KW/HR	NO	458	256,033
	BRAZIL		1	2,226
	CHINA,PEOPLE'S REP.(MAINLAND)		110	55,399
	REPUBLIC OF KOREA		156	83,796
	THAILAND		191	114,612
8415820010	AR-CND,SLF-CNTN,RMTE COND, EXC YR-RND >17.58KW/HR	NO	7	20,799
	BRAZIL		7	20,799
8415820015	AR-CNDTNRS, YR-RND UNITS (HEAT/COOL) < 17.58KW/HR	NO	56	22,436
	CHINA (TAIWAN)		56	22,436
8415820030	ROOM FAN COIL UNITS FOR USE WITH WATER CHILLERS	NO	14	2,586
	TRINIDAD @ TOBAGO		14	2,586
8415820040	ROOM,CENTRL STAT A/C UNITS USED WITH WATER CHILLER	NO	745	216,581
	THAILAND		745	216,581
8415820060	DEHUMIDIFIERS W/REFRIG,WATER REMOV >35 LITER, 24HR	NO	614	122,412
	MALAYSIA		614	122,412

TABLE - 2 IMPORTS INTO PUERTO RICO FROM FOREIGN COUNTRIES
BY COMMODITY AND COUNTRY OF ORIGIN-FISCAL YEAR 2001

COMM CODE	DESCRIPTION AND COUNTRY	UNIT	QUANTITY	VALUE - $
8415820070	AIR COND MACH INCORPORATING A REFRIG UNIT, NESOI	NO	18,772	5,217,013
	BRAZIL		2,447	802,142
	CANADA		1	36,100
	CHINA (TAIWAN)		414	267,777
	CHINA,PEOPLE'S REP.(MAINLAND)		1,480	251,101
	GERMANY		6	262,300
	HONG KONG		160	20,320
	JAPAN		33	22,590
	MALAYSIA		1,804	515,070
	MEXICO		4,064	965,270
	REPUBLIC OF KOREA		7,454	1,760,340
	THAILAND		909	314,003
8415830050	CONDENSING UNIT NOT EXC 17.58 KW/HR (60000 BTU/HR)	NO	1,153	214,397
	REPUBLIC OF KOREA		270	45,232
	THAILAND		869	165,101
	TRINIDAD @ TOBAGO		14	4,064
8415830060	CONDENSING UNIT EXCDNG 17.58 KW/HR NO REFRGNG UNIT	NO	396	37,763
	BRAZIL		396	37,763
8415830090	AIR COND MACHS NOT INCORPORAT A REFRIG UNIT, NESOI	NO	672	118,197
	THAILAND		660	110,175
	UNITED KINGDOM OF GT BRITAIN		12	8,022
8415904000	CHASSIS,CHASSIS BASES & OUTER CABINET,PRT OF A/CON	NO	168	23,022
	TRINIDAD @ TOBAGO		168	23,022
8415908025	AIR CONDITIONING EVAPORATOR COILS INC REF UNIT	NO	2,813	640,234
	BRAZIL		321	97,705
	CHINA,PEOPLE'S REP.(MAINLAND)		155	40,942
	DENMARK		2	6,021
	ISRAEL		230	81,880
	JAPAN		85	10,581
	REPUBLIC OF KOREA		14	2,584
	THAILAND		2,006	400,521
8415908045	PARTS OF AUTOMOTIVE AIR CONDITIONERS	X		285,164
	CHINA (TAIWAN)			3,102
	JAPAN			238,982
	REPUBLIC OF KOREA			43,080
8415908085	PARTS OF AIR CONDITIONING MACHINES, NESOI	X		3,133,725
	BRAZIL			145,607
	CHINA (TAIWAN)			2,533
	CHINA,PEOPLE'S REP.(MAINLAND)			811,729
	EGYPT			12,496
	FRANCE			476,156
	GERMANY			9,496
	ITALY			12,312
	JAPAN			15,030
	MALAYSIA			146,074
	MEXICO			2,591
	REPUBLIC OF KOREA			8,747
	SINGAPORE			16,790
	THAILAND			1,299,597
	TRINIDAD @ TOBAGO			116,177
	UNITED KINGDOM OF GT BRITAIN			58,390
8417200000	BAKERY OVENS, INCLUD BISCUIT OVENS, INDUST,NONELEC	NO	28	34,284
	ITALY		3	9,679
	SPAIN		25	24,605
8417800000	IND OR LAB FURNACES & OVENS, INC INCIN,N/ELE,NESOI	NO	1	26,844
	BRAZIL		1	26,844
8418100010	REFRIG-FREEZ COMB, SEP EXT DORS, COMP TYP,VOL<184L	NO	132	10,116
	ITALY		90	4,950
	MEXICO		42	5,166
8418100030	REFRIG-FREEZ COMB,SEP EXT DRS,COMP,VOL269<382LITER	NO	186	40,064
	MEXICO		186	40,064
8418100040	REFRIG-FREEZ COMB,SEP EXT DRS, COMP,VOL382 LTS&>	NO	616	117,348
	INDIA		616	117,348
8418210010	REFRIGERATORS, HOUSEHOLD, COMP TYP, VOL <184 LITER	NO	5,869	502,040
	CHINA,PEOPLE'S REP.(MAINLAND)		3,822	305,484
	MEXICO		143	45,196

TABLE - 2 IMPORTS INTO PUERTO RICO FROM FOREIGN COUNTRIES
BY COMMODITY AND COUNTRY OF ORIGIN-FISCAL YEAR 2001

COMM CODE	DESCRIPTION AND COUNTRY	UNIT	QUANTITY	VALUE - $
	REPUBLIC OF KOREA		1,904	151,360
8418210020	REFRIG,HOUSEHOLD,COMP TYP,VOL 184 < 269 LITERS	NO	15,230	3,241,344
	CHINA,PEOPLE'S REP.(MAINLAND)		225	20,250
	COSTA RICA		3,762	772,414
	MEXICO		9,249	2,064,460
	REPUBLIC OF KOREA		1,994	384,220
8418210030	REFRIG,HOUSEHOLD,COMP TYP,VOL 269 < 382 LITERS	NO	3,715	745,718
	COLOMBIA		10	6,752
	MEXICO		1,455	255,175
	REPUBLIC OF KOREA		2,250	483,791
8418210090	REFRIG,HOUSEHOLD, COMP TYP, VOL 382 LITERS & OVER	NO	1,387	362,409
	COSTA RICA		794	171,566
	MEXICO		374	139,442
	PERU		66	16,992
	REPUBLIC OF KOREA		153	34,409
8418220000	REFRIGERATORS, HOUSEHOLD, ABSORPTION, ELECTRICAL	NO	120	22,800
	MEXICO		120	22,800
8418300000	FREEZERS, CHEST TYPE, CAPACITY NOT EXC 800 LITERS	NO	3,637	564,291
	AUSTRIA		485	177,760
	CHINA,PEOPLE'S REP.(MAINLAND)		3,132	371,061
	REPUBLIC OF KOREA		20	15,470
8418400000	FREEZERS,UPRIGHT,CAPACITY NOT EXCEED 900 LITERS	NO	100	53,348
	DOMINICAN REPUBLIC		99	46,481
	GERMANY		1	6,867
8418500040	FREEZING DISPLAY COUNTERS, CABINETS, SHOWCASES	NO	1,757	615,511
	AUSTRIA		597	259,800
	CHINA,PEOPLE'S REP.(MAINLAND)		543	62,874
	DENMARK		80	36,135
	DOMINICAN REPUBLIC		67	39,545
	GUATEMALA		324	111,780
	ITALY		27	46,000
	MEXICO		119	59,377
8418500080	REFRIGERATING DISPLAY COUNTERS, CABINETS,SHOWCASES	NO	1,766	894,486
	CHINA,PEOPLE'S REP.(MAINLAND)		590	92,020
	COLOMBIA		45	24,905
	DOMINICAN REPUBLIC		349	192,092
	FRANCE		3	6,067
	GUATEMALA		492	407,314
	MEXICO		279	166,428
	SPAIN		8	5,660
8418610040	FINNED COIL COMPRESSION TYPE HEAT EXCHANGERS	NO	6,363	488,205
	IRELAND		246	10,529
	ISRAEL		5,864	455,622
	UNITED KINGDOM OF GT BRITAIN		253	22,054
8418610080	HEAT EXCHANGERS, COMPRESSION TYPE, NESOI	NO	36	44,107
	CANADA		1	2,192
	IRELAND		5	5,994
	SPAIN		7	8,886
	SWEDEN		16	19,216
	UNITED KINGDOM OF GT BRITAIN		7	7,819
8418690020	DRINKING WATER COOLERS, REFRIGERATED, SELF-CONTAIN	NO	5,303	445,951
	CANADA		997	118,104
	CHINA,PEOPLE'S REP.(MAINLAND)		2,752	187,382
	REPUBLIC OF KOREA		1,554	140,465
8418690025	SODA FOUNTAIN,BEER DISPENSING EQUIP, REFRIGERATED	NO	10	2,010
	SPAIN		10	2,010
8418690090	REFRIGERATING OR FREEZING EQUIP, HOUSEHOLD, NESOI	NO	74	18,056
	REPUBLIC OF KOREA		74	18,056
8418690095	REFRIG OR FREEZING EQUIP, EXCEPT HOUSEHOLD, NESOI	NO	108	76,636
	ECUADOR		4	20,692
	ITALY		104	55,944
8418910000	FURNITURE DESIGNED TO RECREFRIG OR FREEZING EQUIP	X		27,440
	GUATEMALA			27,440
8418994000	PARTS OF REFRIG,FREEZERS,& OTHER REF,DOOR ASSEMBLI	X		49,048
	CANADA			12,575
	DOMINICAN REPUBLIC			9,677

TABLE - 2 IMPORTS INTO PUERTO RICO FROM FOREIGN COUNTRIES
BY COMMODITY AND COUNTRY OF ORIGIN-FISCAL YEAR 2001

COMM CODE	DESCRIPTION AND COUNTRY	UNIT	QUANTITY	VALUE - $
	GUATEMALA			26,796
8418998050	PARTS OF REFRIG-FREEZ,SEP EXT DOOR & HOUSE REFRIG	X		6,088
	THAILAND			6,088
8418998060	PARTS,REFRIG,FREEZERS & OTHER REFRIG ORFREEZ EQUIP	X		780,463
	CANADA			35,499
	DENMARK			12,023
	DOMINICAN REPUBLIC			22,280
	GERMANY			4,847
	GUATEMALA			97,439
	HONG KONG			89,898
	ISRAEL			24,366
	JAPAN			142,080
	MEXICO			3,040
	NETHERLANDS			2,124
	SPAIN			22,215
	UNITED KINGDOM OF GT BRITAIN			324,652
8419110000	INSTANTANEOUS GAS WATER HEATERS	NO	280	22,148
	CHILE		280	22,148
8419190040	SOLAR WATER HEATERS	NO	712	280,567
	CHINA (TAIWAN)		712	280,567
8419200000	MEDICAL, SURGICAL OR LABORATORY STERILIZERS	NO	10	805,642
	CANADA		1	2,230
	FINLAND		9	803,412
8419325000	DRYERS FOR PAPER PULP, PAPER OR PAPERBOARD	NO	1	11,241
	AUSTRIA		1	11,241
8419390080	DRYERS, TREATMENT OF MATERIALS, TEMP CHANGE, NESOI	NO	25	6,960,661
	BELGIUM		8	49,393
	GERMANY		4	6,702,860
	NETHERLANDS		3	66,501
	SPAIN		8	62,157
	UNITED KINGDOM OF GT BRITAIN		2	79,750
8419400080	DIST OR RECTIF PLANT,TREAT MAT, TEMP CHANGE, NESOI	NO	9	1,080,324
	CANADA		1	3,913
	FINLAND		6	1,063,853
	UNITED KINGDOM OF GT BRITAIN		2	12,558
8419501000	BRAZED ALUMINUM PLATE-FIN HEAT EXCHANGERS	NO	4	3,639
	NETHERLANDS		4	3,639
8419505000	HEAT EXCHANGE UNITS, NESOI	NO	70	274,864
	CANADA		5	47,366
	GERMANY		11	145,972
	ITALY		2	67,206
	REPUBLIC OF KOREA		50	5,364
	SWEDEN		2	8,956
8419811000	MICROWAVE OVENS FOR COOK OR HEAT FOOD, INDUSTRIAL	NO	70	31,375
	JAPAN		70	31,375
8419815080	IND COOK STOVE,RANGE,OVENS FOR COOK OR HEAT, NESOI	NO	643	47,711
	BRAZIL		635	45,694
	SPAIN		8	2,017
8419819040	IND MAC,EQUI,REST OR HOTEL USE,FOR HOT DRINK, FOOD	NO	929	361,668
	BRAZIL		624	138,311
	ITALY		305	223,357
8419819080	IND MAC OR EQUIP FOR MAKE HOT DRINK,COOK,HEAT FOOD	NO	19	266,310
	ITALY		19	266,310
8419899020	IND MACH, PLANT OR EQUIP DES FOR COOL FOOD,BEVERAG	NO	30	29,850
	ITALY		30	29,850
8419899040	IND MACH, PLANT EQUIP DESIGN FOR COOLING, NESOI	NO	1	39,896
	MALAYSIA		1	39,896
8419899085	IND MAC,PLANT,EQUIP,TREAT OF MATERL,TEMP CHG,NESOI	NO	21	358,525
	CANADA		1	3,605
	GERMANY		8	8,816
	JAPAN		2	201,500
	UNITED KINGDOM OF GT BRITAIN		10	144,604
8419901000	PARTS OF INSTANTANEOUS OR STORAGE WATER HEATERS	X		20,731
	CHINA (TAIWAN)			20,731
8419903000	PARTS OF HEAT EXCHANGE UNITS, INDUSTRIAL	X		16,522
	FINLAND			10,422

TABLE - 2 IMPORTS INTO PUERTO RICO FROM FOREIGN COUNTRIES
BY COMMODITY AND COUNTRY OF ORIGIN-FISCAL YEAR 2001

COMM CODE	DESCRIPTION AND COUNTRY	UNIT	QUANTITY	VALUE - $
	GERMANY			6,100
8419905040	PARTS OF MEDICAL, SURGICAL OR LABORATORY STERILIZE	X		356,427
	FINLAND			85,636
	ITALY			28,278
	JAPAN			242,513
8419905080	PRTS,MACH,TREAT MATERL,TEMP CHG,OF ACRYL ACD REACT	X		133,135
	UNITED KINGDOM OF GT BRITAIN			133,135
8419908020	PARTS OF EQUIP FOR RESTAURANTS,ETC, TEMP CHANGE	X		216,579
	BRAZIL			7,837
	HONG KONG			69,945
	ITALY			75,748
	SPAIN			5,000
	SWITZERLAND			58,049
8419908080	PARTS,MACH,PLANT EQUIP,TREAT MATERL,TEMP CHG,NESOI	X		1,276,347
	BRAZIL			2,407
	CANADA			3,445
	CHINA (TAIWAN)			9,371
	CHINA,PEOPLE'S REP.(MAINLAND)			14,995
	FINLAND			80,500
	FRANCE			2,014
	GERMANY			78,722
	HONG KONG			46,439
	INDIA			52,997
	ITALY			7,750
	MALAYSIA			4,820
	NETHERLANDS			8,912
	REPUBLIC OF KOREA			21,815
	SPAIN			48,106
	SWEDEN			12,340
	SWITZERLAND			10,296
	UNITED KINGDOM OF GT BRITAIN			871,418
8421120000	CLOTHES-DRYERS, CENTRIFUGAL	NO	159	27,030
	REPUBLIC OF KOREA		159	27,030
8421199000	CENTRIFUGES, INCLUDING CENTRIFUGAL DRYERS, NESOI	NO	42	516,658
	FRANCE		1	29,980
	GERMANY		34	166,685
	UNITED KINGDOM OF GT BRITAIN		7	319,993
8421210000	WATER FILTERING OR PURIFYING MACHINERY & APPARATUS	NO	7,300	2,349,669
	BRAZIL		5,138	100,318
	CANADA		94	669,993
	DENMARK		1	121,450
	GERMANY		54	918,078
	ITALY		2	290,000
	MEXICO		2,000	10,086
	SLOVAK REPUBLIC(SLOVAKIA)		1	230,000
	UNITED KINGDOM OF GT BRITAIN		10	9,744
8421230000	OIL OR FUEL FILTERS FOR INTERNAL COMBUSTION ENGINE	X		973,123
	CHINA (TAIWAN)			56,748
	FRANCE			2,300
	GERMANY			21,355
	JAPAN			617,523
	MEXICO			18,421
	REPUBLIC OF KOREA			210,393
	UNITED KINGDOM OF GT BRITAIN			46,383
8421290065	FILTER OR PURIFY MACH & APPARATUS FOR LIQUID,NESOI	NO	5,555,901	995,269
	BELGIUM		30	16,226
	GERMANY		4,833	462,405
	IRELAND		932,261	178,877
	ITALY		9	7,639
	JAPAN		6,602	34,356
	UNITED KINGDOM OF GT BRITAIN		4,612,166	295,766
8421310000	INTAKE AIR FILTERS FOR INTERNAL COMBUSTION ENGINES	X		176,494
	AUSTRIA			2,992
	CHINA (TAIWAN)			105,624
	CHINA,PEOPLE'S REP.(MAINLAND)			4,536
	JAPAN			31,135

TABLE - 2 IMPORTS INTO PUERTO RICO FROM FOREIGN COUNTRIES
BY COMMODITY AND COUNTRY OF ORIGIN-FISCAL YEAR 2001

COMM CODE	DESCRIPTION AND COUNTRY	UNIT	QUANTITY	VALUE - $
	MEXICO			3,354
	REPUBLIC OF KOREA			28,853
8421394000	CATALYTIC CONVERTER FOR FILT OR PUR MAC FOR GASES	NO	261	57,162
	JAPAN		145	39,488
	REPUBLIC OF KOREA		116	17,674
8421398005	DUST COLLECT AND AIR PURIFI EQUIP FOR MACH TOOLS	X		31,032
	JAPAN			31,032
8421398015	DUST COLLECTION AND AIR PURIFICATION EQUIP, NESOI	X		3,482,464
	CHINA (TAIWAN)			11,946
	CHINA,PEOPLE'S REP.(MAINLAND)			7,942
	ITALY			46,556
	JAPAN			78,649
	NETHERLANDS			298,317
	UNITED KINGDOM OF GT BRITAIN			3,039,054
8421398020	ELECTROSTATIC PRECIPITATORS, IND GAS CLEAN EQUIP	NO	1	1,444,120
	CHINA,PEOPLE'S REP.(MAINLAND)		1	1,444,120
8421398030	INDUSTRIAL GAS CLEANING EQUIPMENT, NESOI	NO	3,705	2,547,279
	VENEZUELA		3,705	2,547,279
8421398090	FILTERING OR PURIFYING MACH & APPARATUS,GAS, NESOI	X		101,045
	BRAZIL			8,186
	ITALY			20,568
	NETHERLANDS			43,000
	UNITED KINGDOM OF GT BRITAIN			29,291
8421990040	PARTS OF FILTERING OR PURIFYING APPARATUS	X		1,292,258
	BRAZIL			25,540
	CANADA			15,718
	CHINA (TAIWAN)			20,550
	CHINA,PEOPLE'S REP.(MAINLAND)			27,084
	FRANCE			191,810
	GERMANY			238,910
	IRELAND			218,867
	MEXICO			2,369
	NORWAY			324,000
	SPAIN			26,488
	UNITED KINGDOM OF GT BRITAIN			200,922
8421990080	PARTS OF MACH & APPARAT,FILT,PURIFY,LIQ,GAS,NESOI	X		3,784,574
	BELGIUM			7,181
	BRAZIL			29,863
	CHINA (TAIWAN)			7,977
	FRANCE			626,867
	GERMANY			224,860
	IRELAND			103,147
	ITALY			37,749
	JAPAN			9,212
	MEXICO			155,700
	REPUBLIC OF KOREA			2,268
	SPAIN			2,755
	UNITED KINGDOM OF GT BRITAIN			1,569,277
	VENEZUELA			1,007,718
8422200000	MACH FOR CLEAN OR DRY BOTTLES OR OTHER CONTAINERS	NO	3	164,435
	FRANCE		2	41,774
	GERMANY		1	122,661
8422301000	CAN-SEALING MACHINES	NO	3	614,883
	GERMANY		1	476,641
	SPAIN		2	138,242
8422309020	CONTAINER LABELING MACHINES	NO	2	55,804
	CANADA		1	41,615
	ITALY		1	14,189
8422309040	MACH FOR FILL,WHETHER OR NOT CAPABLE OF OTHER OPER	NO	26	2,405,563
	ARGENTINA		1	243,800
	CANADA		3	78,820
	COLOMBIA		1	5,000
	DOMINICAN REPUBLIC		1	10,004
	IRELAND		1	14,414
	ITALY		10	1,920,337
	UNITED KINGDOM OF GT BRITAIN		9	133,188

TABLE - 2 IMPORTS INTO PUERTO RICO FROM FOREIGN COUNTRIES
BY COMMODITY AND COUNTRY OF ORIGIN-FISCAL YEAR 2001

COMM CODE	DESCRIPTION AND COUNTRY	UNIT	QUANTITY	VALUE - $
8422309060	MACH PEFORMING ONLY CAP, LID, SEAL, CLOSE, NESOI	NO	144	3,077,772
	CANADA		2	72,706
	GERMANY		11	1,938,569
	ITALY		107	396,499
	SWITZERLAND		5	664,220
	UNITED KINGDOM OF GT BRITAIN		19	5,778
8422309070	MAC FR FIL,CLOSE,SEAL,CAP,LABEL,BOT,CAN OR CONTAIN	NO	2	911,190
	BELGIUM		2	911,190
8422309080	MACHINES FOR OPENING, FILLING AND CLOSING BAGS	NO	11	1,003,799
	BRAZIL		1	18,139
	GERMANY		10	985,660
8422309090	MAC FR FIL,CLOSE,SEAL,CAP,LABEL,BOX,BAG OR CONTAIN	NO	35	5,040,207
	BELGIUM		1	35,000
	CANADA		4	335,778
	COLOMBIA		1	8,000
	GERMANY		1	5,000
	IRELAND		2	54,200
	ITALY		8	606,087
	JAPAN		5	594,331
	NETHERLANDS		6	2,182,122
	SWEDEN		2	1,009,662
	SWITZERLAND		1	13,922
	UNITED KINGDOM OF GT BRITAIN		4	196,105
8422401090	MAC,PAC PIPE TOB,WRAP,CIG PACK&COMB CANDY CUT&WRAP	NO	3	155,014
	GERMANY		2	116,514
	NETHERLAND ANTIL. EXC ARUBA		1	38,500
8422409080	PACKING OR WRAPPING MACHINERY, NESOI	NO	246	14,350,926
	AUSTRIA		2	63,202
	CANADA		2	125,625
	DOMINICAN REPUBLIC		1	3,106
	GERMANY		166	5,485,121
	IRELAND		7	240,786
	ITALY		36	7,501,086
	REPUBLIC OF KOREA		32	932,000
8422901000	PARTS OF CAN-SEALING MACHINES	X		63,905
	GERMANY			63,905
8422902000	PTS,MAC PAC PIP TOB,WRAP CNDY,CIG,COM CNDY CUT&WRP	X		27,148
	UNITED KINGDOM OF GT BRITAIN			27,148
8422909020	PTS OF MACH FR CLEAN,DRY BOTTLES OR OTH CONTAINERS	X		36,178
	JAPAN			27,576
	MEXICO			2,637
	UNITED KINGDOM OF GT BRITAIN			5,965
8422909030	PARTS OF STRAPING MACHINES	X		42,003
	SWITZERLAND			42,003
8422909060	PARTS OF WRAPPING AND PACKAGING MACHINES, NESOI	X		696,567
	ARGENTINA			8,428
	AUSTRIA			13,299
	CANADA			36,865
	COSTA RICA			2,856
	GERMANY			253,276
	ITALY			291,472
	JAPAN			2,362
	SWEDEN			30,018
	UNITED KINGDOM OF GT BRITAIN			57,991
8422909095	PTS OF MACH FOR FIL,CLSE,SEAL,CAP,LAB,BT,BGS,NESOK	X		2,753,088
	BELGIUM			155,623
	CANADA			20,520
	FRANCE			27,100
	GERMANY			688,516
	ITALY			1,613,505
	JAPAN			60,000
	NETHERLANDS			15,597
	SPAIN			3,630
	SWEDEN			57,121
	UNITED KINGDOM OF GT BRITAIN			96,113
	VENEZUELA			15,363

TABLE - 2 IMPORTS INTO PUERTO RICO FROM FOREIGN COUNTRIES
BY COMMODITY AND COUNTRY OF ORIGIN-FISCAL YEAR 2001

COMM CODE	DESCRIPTION AND COUNTRY	UNIT	QUANTITY	VALUE - $
8423100060	PERSONAL WEIGHING MACHINES, INC BABY & HHOLD NESOI	NO	13,444	31,321
	CHINA,PEOPLE'S REP.(MAINLAND)		13,440	29,039
	SPAIN		4	2,282
8423810040	DIGITAL ELEC SCALES, WGHT CAP NOT EXC 30 KG, NESOI	NO	1,314	46,000
	ISRAEL		1,314	46,000
8423810050	WEIGHING MACH,MAX WEIGHT NOT EXCEED 30 KG, NESOI	NO	1,310	15,072
	COLOMBIA		1,310	15,072
8423820010	DIGITAL ELEC TYPE WEIGHING MACH,WGHT N/EXC 5,000KG	NO	5	16,736
	GERMANY		5	16,736
8423820050	WEIGHING MACH WGHT CAP EXC 30 NOT EXC 5000KG,NESOI	NO	205	40,147
	COLOMBIA		165	3,024
	SPAIN		40	37,123
8423900080	PARTS OF WEIGHING MACH EXC DIGITAL WEIGHT INDICAT	X		44,215
	GERMANY			36,704
	UNITED KINGDOM OF GT BRITAIN			7,511
8424100000	FIRE EXTINGUISHERS, WHETHER OR NOT CHARGED	NO	8,033	43,944
	FRANCE		33	3,944
	TRINIDAD @ TOBAGO		8,000	40,000
8424201000	SIMPLE PISTON PUMP SPRAYS AND BELLOWS	X		407,087
	COLOMBIA			11,079
	GERMANY			396,008
8424209000	SPRAY GUNS AND SIMILAR APPLIANCES, NESOI	X		32,181
	CHINA (TAIWAN)			14,333
	CHINA,PEOPLE'S REP.(MAINLAND)			9,484
	ITALY			8,364
8424301000	SAND BLASTING MACHINES	NO	44	62,530
	ITALY		43	12,530
	UNITED KINGDOM OF GT BRITAIN		1	50,000
8424309000	STEAM AND SIMILAR JET PROJECTING MACHINES, NESOI	X		3,744
	ITALY			3,744
8424811000	SPRAYERS (EXC SLF-CONTAIN CAP N/OV20LIT),AGRI HORT	X		64,307
	BRAZIL			47,415
	DENMARK			3,878
	ITALY			13,014
8424819020	IRRIGATION EQUIP FOR AGRICULTURAL OR HORT, NESOI	NO	67	12,497
	GREECE		21	3,521
	ITALY		45	4,669
	SPAIN		1	4,307
8424819040	AGRICULT SPRAYERS SELF-CONTAINED CAPACITY <=20 LTR	NO	741	16,435
	SPAIN		741	16,435
8424819090	AGRICULTURAL OR HORTICULTURAL SPRAY APPL, NESOI	NO	6,000	5,070
	CHINA (TAIWAN)		6,000	5,070
8424897090	MECH APPLIANCES FOR PROJECT,DISPERSE,SPRAY, NESOI	NO	1,354,479	697,855
	CANADA		16	55,428
	CHINA (TAIWAN)		2,346	8,485
	FRANCE		480	4,900
	GERMANY		1,351,037	605,492
	HONG KONG		300	8,550
	REPUBLIC OF KOREA		300	15,000
8424901000	PARTS OF SIMPLE PISTON PUMP SPRAYS & POWDER BELLOW	X		3,437
	ITALY			3,437
8424902000	PARTS OF SAND BLASTING MACHINES	X		6,231
	CHINA (TAIWAN)			6,231
8424909080	PARTS OF MECH APPL FOR PROJ,DIS,SPRAY,LIQ,PO,NESOI	X		264,184
	BRAZIL			9,614
	DENMARK			2,699
	GERMANY			241,883
	GREECE			3,038
	IRELAND			2,918
	ITALY			4,032
8425110000	PULY TAC&HOST,EXC SKIP,HOST FR RAIS VEH, POW EL MT	NO	6	6,796
	FRANCE		6	6,796
8425190000	PLY TAC&HOS,EXC SKIP,HOS FR RAIS VEH, N/POW EL MTR	NO	88	10,546
	CANADA		86	8,474
	UNITED KINGDOM OF GT BRITAIN		2	2,072
8425410000	BUILT-IN JACKING SYSTEMS OF A TYPE USED IN GARAGES	NO	36	62,745

TABLE - 2 IMPORTS INTO PUERTO RICO FROM FOREIGN COUNTRIES
BY COMMODITY AND COUNTRY OF ORIGIN-FISCAL YEAR 2001

COMM CODE	DESCRIPTION AND COUNTRY	UNIT	QUANTITY	VALUE - $
	CANADA		36	62,745
8425420000	JACKS AND HOISTS,HYDRAULIC,EXC BLT-IN JACK SYSTEMS	NO	24,081	749,390
	CHINA,PEOPLE'S REP.(MAINLAND)		24,065	422,207
	FRANCE		3	67,084
	GERMANY		4	152,893
	SPAIN		1	23,309
	UNITED KINGDOM OF GT BRITAIN		8	83,897
8425490000	JACKS, NESOI; HOISTS USED FOR RAISING VEHICLES	NO	11,958	222,090
	CANADA		49	105,183
	CHINA (TAIWAN)		2,900	17,366
	CHINA,PEOPLE'S REP.(MAINLAND)		8,886	30,939
	ITALY		5	33,531
	JAPAN		118	35,071
8426110000	OVERHEAD TRAVELING CRANES ON FIXED SUPPORT	NO	69	1,370,407
	BELGIUM		2	329,963
	GERMANY		2	440,444
	MEXICO		65	600,000
8426120000	MOBILE LIFTING FRAMES ON TIRES & STRADDLE CARRIERS	NO	3	567,571
	FRANCE		2	468,000
	SWEDEN		1	99,571
8426190000	OVHD TRV,TRNPT,GNT,BRDG,MOBL LFT FRM&TRD CAR,NESOI	NO	2	254,000
	DOMINICAN REPUBLIC		1	250,000
	GERMANY		1	4,000
8426200000	TOWER CRANES	NO	15	2,561,315
	GERMANY		6	1,747,620
	ITALY		8	804,395
	SWEDEN		1	9,300
8426300000	PORTAL OR PEDESTAL JIB CRANES	NO	2	79,837
	GERMANY		2	79,837
8426490090	LIFTING MACHINERY SELF-PROPELLED, NESOI	NO	2	1,130,000
	GERMANY		2	1,130,000
8426990000	LIFTING MACHINERY, NESOI	NO	173	80,298
	CHINA,PEOPLE'S REP.(MAINLAND)		169	15,658
	ITALY		4	64,640
8427104000	RIDER-TYPE,SLF-PROPEL WKS TRKS PWR BY ELEC MTR	NO	12	264,697
	CHINA,PEOPLE'S REP.(MAINLAND)		6	90,816
	ITALY		5	158,853
	REPUBLIC OF KOREA		1	15,028
8427108060	AUTOMATED GUIDED VEHICLES (AGV) WITH HANDLING EQIP	NO	2	59,016
	GERMANY		2	59,016
8427108090	SELF-PROPEL WRKS TRK TRUCK POWERED BY AN ELEC MOTO	NO	15	737,919
	FINLAND		1	4,153
	GERMANY		2	50,924
	IRELAND		1	8,677
	REPUBLIC OF KOREA		5	74,165
	SWEDEN		6	600,000
8427204000	RIDER-TYPE, OTHER SELF-PROPELLED TRUCKS	NO	61	1,076,434
	CANADA		4	114,093
	GERMANY		5	69,207
	IRELAND		18	287,917
	NETHERLANDS		2	32,706
	REPUBLIC OF KOREA		25	457,629
	UNITED KINGDOM OF GT BRITAIN		7	114,882
8427208000	OTHER SELF-PROPELLED TRUCKS,OTHER THAN RIDER-TYPE	NO	10	706,007
	PANAMA		3	2,700
	UNITED KINGDOM OF GT BRITAIN		7	703,307
8427900000	FORK-LIFT AND WORKS TRUCKS, NESOI	NO	230	82,132
	CHINA,PEOPLE'S REP.(MAINLAND)		228	27,132
	NETHERLANDS		2	55,000
8428100000	PASS OR FREIGHT ELEVATOR EXC CONT ACT & SKIP HOIST	NO	133	1,352,318
	BRAZIL		13	527,655
	CANADA		4	185,367
	CZECH REPUBLIC		1	53,604
	ITALY		1	2,167
	REPUBLIC OF KOREA		76	382,000
	SWITZERLAND		38	201,525

TABLE - 2 IMPORTS INTO PUERTO RICO FROM FOREIGN COUNTRIES
BY COMMODITY AND COUNTRY OF ORIGIN-FISCAL YEAR 2001

COMM CODE	DESCRIPTION AND COUNTRY	UNIT	QUANTITY	VALUE - $
8428200010	CONVEYORS, PNEUMATIC	NO	5	1,617,532
	GERMANY		2	1,551,280
	UNITED KINGDOM OF GT BRITAIN		3	66,252
8428200050	ELEVATORS, PNEUMATIC	NO	3	95,753
	CZECH REPUBLIC		3	95,753
8428310000	CONT-ACT ELEVAT & CONVEY FOR GOODS, UNDERGROUND US	NO	1	8,880
	CANADA		1	8,880
8428320000	CONT-ACT ELEV & CONVEY,FR GOODS OR MATL,BUCKET TYP	NO	70	8,000
	ITALY		70	8,000
8428330000	CONT-ACT ELEV & CONVEY,FR GOODS OR MATL,BELT TYPE	NO	8	114,179
	AUSTRIA		1	3,276
	ITALY		1	21,250
	NETHERLANDS		6	89,653
8428390000	CONT-ACT ELEV & CONVEY,FR GOODS OR MATERLS, NESOI	NO	70	974,162
	CANADA		5	141,145
	GERMANY		4	524,001
	IRELAND		1	3,330
	MEXICO		5	43,080
	SWEDEN		54	68,825
	SWITZERLAND		1	193,781
8428400000	ESCALATORS AND MOVING WALKWAYS	NO	2	2,602
	UNITED KINGDOM OF GT BRITAIN		2	2,602
8428900010	INDUSTRIAL ROBOTS FOR LIFTING, HAND,LOAD OR UNLOAD	NO	4	1,004,247
	GERMANY		4	1,004,247
8428900090	MACH FOR LIFTING,HANDLING,LOADING,UNLOADING,NESOI	NO	35	1,069,406
	BELGIUM		3	8,000
	GERMANY		24	624,745
	ITALY		4	414,360
	SWITZERLAND		1	9,485
	UNITED KINGDOM OF GT BRITAIN		3	12,816
8429110010	BULLDOZERS & ANGLEDOZERS,SELF-PROPEL,TRACK LAY,NEW	NO	46	2,438,284
	AUSTRIA		2	318,297
	ITALY		28	1,101,401
	POLAND		11	771,869
	REPUBLIC OF KOREA		5	246,717
8429110090	BULLDOZERS & ANGLEDOZERS,SELF-PROPEL,TRAK LAY,USED	NO	13	903,286
	BRAZIL		1	149,786
	GERMANY		4	163,500
	JAPAN		7	465,000
	UNITED KINGDOM OF GT BRITAIN		1	125,000
8429190010	BULLDOZERS AND ANGLEDOZERS, SELF-PROPEL, NEW,NESOI	NO	1	87,500
	GERMANY		1	87,500
8429200000	GRADERS AND LEVELERS, SELF-PROPELLED	NO	1	85,760
	BRAZIL		1	85,760
8429400020	TAMPING MACHINES AND ROAD ROLLERS, VIBRATORY, NEW	NO	307	1,663,703
	FRANCE		6	203,595
	GERMANY		298	1,403,378
	SWEDEN		1	23,350
	SWITZERLAND		2	33,380
8429400040	TAMPING MACHINES AND ROAD ROLLERS, NEW, NESOI	NO	5	29,164
	GERMANY		5	29,164
8429511005	INTEGR TRATOR SHOVL LOAD,REAR ENG MT, 2WHEEL DR,NE	NO	6	85,919
	REPUBLIC OF KOREA		6	85,919
8429511015	TRACT SHOV LDR,REAR ENG MT,4WH DR,CAP UND1.5M3,NEW	NO	7	354,736
	REPUBLIC OF KOREA		7	354,736
8429511025	SHOV LDR,REAR ENG MT,4WH DR,CAP1.5M3UNDER2.2M3,NEW	NO	10	234,248
	REPUBLIC OF KOREA		2	107,544
	UNITED KINGDOM OF GT BRITAIN		8	126,704
8429511030	SHOV LDR,REAR ENG MT,4WH DR,CAP2.2M3UNDER2.9M3,NEW	NO	1	99,463
	REPUBLIC OF KOREA		1	99,463
8429511035	SHOV LDR,REAR ENG MT,4WH DR,CAP2.9M3UNDER3.8M3,NEW	NO	1	81,080
	REPUBLIC OF KOREA		1	81,080
8429511040	SHOV LDR,REAR ENG MT,4WH DR,CAP3.8M3UNDER5.2M3,NEW	NO	5	498,368
	REPUBLIC OF KOREA		5	498,368
8429511045	SHOV LDR,REAR ENG MT,4WH DR,CAP5.2M3 UND 7.6M3,NEW	NO	2	401,244
	POLAND		1	261,515

TABLE - 2 IMPORTS INTO PUERTO RICO FROM FOREIGN COUNTRIES
BY COMMODITY AND COUNTRY OF ORIGIN-FISCAL YEAR 2001

COMM CODE	DESCRIPTION AND COUNTRY	UNIT	QUANTITY	VALUE - $
	REPUBLIC OF KOREA		1	139,729
8429511060	FRONT-END SHOVEL LOADERS, WHEEL TYPE, NEW, NESOI	NO	26	1,007,637
	REPUBLIC OF KOREA		16	628,544
	UNITED KINGDOM OF GT BRITAIN		10	379,093
8429515030	FRNT-END SHOVL LOAD, 67.1KW UNDER 93.2KW,NEW,NESOI	NO	1	144,851
	FRANCE		1	144,851
8429521010	EXCAVATORS WITH 360 REVOL SUPSTR,CRAWL MT,HYD,NEW	NO	20	1,462,919
	BELGIUM		1	209,000
	JAPAN		10	910,383
	POLAND		5	245,800
	UNITED KINGDOM OF GT BRITAIN		4	97,736
8429521020	EXCAVATORS WITH 360 REVOL SUPSTR,CRWL MT,EX HY,NEW	NO	2	251,383
	AUSTRALIAN ISLANDS		2	251,383
8429521030	EXCAVAT WITH 360 REVOL SUPSTR,HYD,EXC CRAWL MT,NEW	NO	23	1,320,517
	UNITED KINGDOM OF GT BRITAIN		23	1,320,517
8429521050	EXCAVATORS W/ 360 REVOL SUPERSTRUCTURE,USED,REBLT	NO	1	233,584
	BELGIUM		1	233,584
8429591030	BACKHOES, NEW, EXC 360 REVOLVING SUPERSTRUCTURE	NO	116	4,165,152
	ITALY		86	3,008,377
	UNITED KINGDOM OF GT BRITAIN		30	1,156,775
8429591060	SHOVL,CLMSHL&DRAGLINE,NEW,EXC 360 REVOL SUPERSTRU	NO	3	281,736
	REPUBLIC OF KOREA		3	281,736
8429595060	MECH SHVL,EXCAVAT,SHVL LOAD,EXC 360 REVOL STUR,NEW	NO	70	5,689,002
	GERMANY		2	121,996
	REPUBLIC OF KOREA		67	5,542,878
	UNITED KINGDOM OF GT BRITAIN		1	24,128
8429595080	MECH SHVL,EXCAVAT,SHV LOAD,EX360 REVOL STUR,USED	NO	13	1,022,829
	REPUBLIC OF KOREA		13	1,022,829
8430310080	COAL CUTTERS AND TUNNELING MACHINERY, SELF-PROPELL	NO	1	62,400
	GERMANY		1	62,400
8430390040	ROCK BREAKING MACHINES, EXCEPT SELF-PROPELLED	NO	11	210,398
	REPUBLIC OF KOREA		11	210,398
8430390080	COAL CUTTERS AND TUNNELING MACH, EXC SELF-PROPELLE	NO	2	95,462
	FRANCE		1	5,079
	ITALY		1	90,383
8430498050	BORING OR SINKING MACHINERY, NESOI	NO	1	207,151
	FRANCE		1	207,151
8430505000	MOVE,GRADE,LEVEL,SCRAP,EXCAVAT,EXTRACT MACH, NESOI	NO	1	18,026
	CANADA		1	18,026
8430610000	TAMPING OR COMPACTING MACHINERY,NOT SELF-PROPELLED	NO	3	11,827
	GERMANY		3	11,827
8431100090	PARTS OF WINCHES, CAPSTANS AND JACKS	X		12,628
	ITALY			9,791
	SPAIN			2,837
8431200000	PTS OF FRK LFT TRKS & WORKS TRKS WITH LIFT OR HNDL	X		25,561
	CANADA			23,281
	UNITED KINGDOM OF GT BRITAIN			2,280
8431310040	PTS OF PULLEY TACKLE & HOISTS EXC SKIP, OR VEH USE	X		29,163
	REPUBLIC OF KOREA			29,163
8431310060	PARTS OF ESCALATORS	X		225,669
	ARGENTINA			32,485
	CANADA			74,969
	CHINA (TAIWAN)			5,983
	ISRAEL			4,800
	ITALY			9,693
	MEXICO			4,877
	REPUBLIC OF KOREA			41,747
	SWEDEN			26,174
	SWITZERLAND			24,941
8431390010	PARTS OF PNEUMATIC ELEVATORS AND CONVEYORS	X		253,344
	CANADA			77,170
	DENMARK			10,482
	GERMANY			101,820
	ISRAEL			17,720
	ITALY			17,404
	NETHERLANDS			12,035

TABLE - 2 IMPORTS INTO PUERTO RICO FROM FOREIGN COUNTRIES
BY COMMODITY AND COUNTRY OF ORIGIN-FISCAL YEAR 2001

COMM CODE	DESCRIPTION AND COUNTRY	UNIT	QUANTITY	VALUE - $
	SPAIN			9,203
	SWEDEN			7,510
8431390080	PTS OF LFT,HANDL,LOAD OR UNLOAD MACH HEAD8428NESOI	X		161,250
	AUSTRIA			4,449
	CANADA			35,015
	GERMANY			22,348
	IRELAND			10,006
	JAPAN			2,500
	MEXICO			4,077
	NETHERLANDS			2,584
	REPUBLIC OF KOREA			22,030
	SPAIN			15,984
	SWEDEN			42,257
8431410080	BUCKETS, SHOVELS, GRABS AND GRIPS, NESOI	NO	73	90,799
	CANADA		18	11,408
	ITALY		40	12,496
	REPUBLIC OF KOREA		1	2,384
	SWEDEN		14	64,511
8431491010	PTS OF OVHEAD TRAVL,TRANSPT,GATRY,BRDGE,JIB CRANES	X		71,991
	GERMANY			46,791
	ITALY			25,200
8431491060	PTS OF MOBIL LFT FRME,STRAD CARR & WRKS TRKS/CRANE	X		25,152
	ITALY			25,152
8431491090	PARTS OF MACHINERY OF HEADING 8426 NESOI	X		279,857
	GERMANY			2,565
	ITALY			172,129
	MEXICO			100,000
	SPAIN			5,163
8431499015	RIPPERS AND ROOTERS FOR MOUNTING ON MACHINERY	NO	1	23,695
	UNITED KINGDOM OF GT BRITAIN		1	23,695
8431499030	PTS,COAL,ROCK CUT & TUNEL MAC,EXC CAST AXLE HOUSIN	X		13,047
	CANADA			5,310
	UNITED KINGDOM OF GT BRITAIN			7,737
8431499060	PARTS OF MACH OF HEADING 8426,8429 OR 8430, NESOI	X		260,275
	FRANCE			145,665
	GERMANY			26,173
	ITALY			7,422
	NETHERLANDS			2,896
	POLAND			42,892
	REPUBLIC OF KOREA			11,315
	SWEDEN			23,912
8432100060	PLOWS, NESOI	NO	21	22,372
	BRAZIL		7	14,727
	MEXICO		14	7,645
8432210000	DISC HARROWS	NO	14	18,910
	BRAZIL		14	18,910
8432290040	CULTIVATORS, TRACTOR DRAWN OR FOR TRACTOR MOUNTING	NO	1	8,488
	BRAZIL		1	8,488
8432800000	AGRIL,HORT,FORSTY MACH FOR SOIL PREP OR CULTIVATE	NO	5	29,112
	MEXICO		3	2,880
	NETHERLANDS		2	26,232
8432900015	PTS OF HARROWS,SCARIFIERS CULTIVATORS,WEEDERS&HOES	X		4,638
	BRAZIL			4,638
8432900030	PTS OF SEED,PLNT,TRNSPLNT,MANUR SPRED,FERTILIZ DIS	X		164,289
	BRAZIL			76,535
	MEXICO			87,754
8433520000	THRESHING MACH, EXC COMBINE HARVESTER-THRESHERS	NO	1	11,539
	COLOMBIA		1	11,539
8433600090	MACH FOR CLEAN,SORT,GRADE,FRUIT OR AGRIL PRODUCE	NO	1	25,100
	ISRAEL		1	25,100
8435100000	PRESS,CRUSH & SIM MAC,USE IN MANUF OF FRUIT JUICES	NO	4	11,443
	ITALY		2	7,903
	SPAIN		2	3,540
8435900000	PTS,PRES,CRUSH&SIM MAC,USE IN MFG OF FRUIT JUICES	X		11,775
	AUSTRIA			11,775
8436100000	MACHINERY FOR PREPARING ANIMAL FEEDS	NO	82	130,644

TABLE - 2 IMPORTS INTO PUERTO RICO FROM FOREIGN COUNTRIES
BY COMMODITY AND COUNTRY OF ORIGIN-FISCAL YEAR 2001

COMM CODE	DESCRIPTION AND COUNTRY	UNIT	QUANTITY	VALUE - $
	SPAIN		82	130,644
8436290000	POULTRY-KEEPING MACHINERY	NO	1	68,332
	VENEZUELA		1	68,332
8436800090	AGRIL,HORT MACH INC GERMINAT PLT FIT WITH EQ,NESOI	NO	24	137,178
	BELGIUM		1	2,567
	CANADA		7	28,172
	COLOMBIA		1	26,645
	COSTA RICA		12	35,000
	ISRAEL		2	39,321
	MEXICO		1	5,473
8436990020	PARTS OF FORESTRY MACHINERY	X		2,236
	ISRAEL			2,236
8436990090	PTS OF AG,HORT,MACH INC GERM PLT WITH MECH/THRM EQ	X		18,270
	COLOMBIA			12,100
	MEXICO			2,020
	NETHERLANDS			4,150
8437100000	MACH FOR CLEAN,SORT OR GRADE SEED,GRAIN,DR LEG VEG	NO	5	158,706
	COSTA RICA		4	73,706
	UNITED KINGDOM OF GT BRITAIN		1	85,000
8437800010	FLOUR MILL AND GRAIN MILL MACHINES	NO	2	13,210
	GERMANY		1	8,398
	SWITZERLAND		1	4,812
8437900010	PARTS OF FLOUR MILL OR GRAIN MILL MACHINES	X		18,082
	SWITZERLAND			18,082
8438100010	BAKERY MACHINERY	NO	1,597	909,840
	CHINA (TAIWAN)		5	6,636
	FRANCE		1	3,950
	ITALY		5	15,631
	NETHERLANDS		2	812,499
	SPAIN		1,582	58,724
	VENEZUELA		2	12,400
8438100090	MACHINERY FOR THE MANUFACTURE OF MACARONI OR SIMIL	NO	5	27,513
	CANADA		1	21,325
	ITALY		4	6,188
8438200000	MACH FOR THE MANUF OF CONFECTIONERY, COCOA OR CHOC	NO	74	232,630
	BRAZIL		71	22,028
	ITALY		3	210,602
8438500090	MACH FOR THE PREPARATION OF MEAT OR POULTRY, NESOI	NO	195	169,272
	ARGENTINA		1	16,980
	ITALY		193	61,490
	NETHERLANDS		1	90,802
8438600000	MACH FOR PREPARATION OF FRUITS, NUTS OR VEGETABLES	NO	11	9,593
	BRAZIL		11	9,593
8438800000	IND PREP,MANUF FOOD,DRINK EXC EXT,PREP ANIM,VEG OL	NO	50	254,356
	BELGIUM		1	2,743
	COLOMBIA		1	6,800
	COSTA RICA		1	28,200
	GERMANY		3	39,447
	ITALY		33	130,211
	MEXICO		4	39,659
	SPAIN		7	7,296
8438909015	PTS OF MACH FOR BAKERY, MANUF OF MACARONI,SPAGHETI	X		263,864
	COLOMBIA			5,850
	ITALY			142,000
	SPAIN			116,014
8438909030	PTS OF MACH FOR MANUF OF CONFECTON,COCOA,CHOCOLATE	X		628,283
	GERMANY			2,357
	ITALY			622,233
	UNITED KINGDOM OF GT BRITAIN			3,693
8438909060	PARTS OF MACHS FOR PREPARATION OF MEAT OR POULTRY	X		4,086
	ITALY			4,086
8438909090	PTS IND PREP,MFG FOOD,DRK EX EXT,PREP ANIM,VEG OIL	X		45,216
	CHINA (TAIWAN)			21,460
	ITALY			2,642
	NETHERLANDS			9,543
	SWITZERLAND			11,571

TABLE - 2 IMPORTS INTO PUERTO RICO FROM FOREIGN COUNTRIES
BY COMMODITY AND COUNTRY OF ORIGIN-FISCAL YEAR 2001

COMM CODE	DESCRIPTION AND COUNTRY	UNIT	QUANTITY	VALUE - $
8439991000	PARTS OF MACHINERY FOR MAKING PAPER OR PAPERBOARD	X		455,000
	NETHERLAND ANTIL. EXC ARUBA			455,000
8439995000	PARTS OF MACH FOR FINISHING PAPER OR PAPERBOARD	X		37,304
	HUNGARY			37,304
8440100000	BOOKBINDING MACH, INCLUDING BOOK-SEWING MACHINES	NO	136	60,900
	CANADA		1	45,000
	CHINA (TAIWAN)		135	15,900
8441100000	CUTTING MACHINES FOR PAPER PRODUCTS	NO	3	222,866
	CZECH REPUBLIC		1	22,772
	FRANCE		1	43,500
	GERMANY		1	156,594
8441200000	MACHINES FOR MAKING BAGS, SACKS OR ENVELOPES	NO	4	223,528
	CHINA (TAIWAN)		1	11,800
	GERMANY		1	35,000
	NETHERLANDS		1	84,000
	UNITED KINGDOM OF GT BRITAIN		1	92,728
8441300000	MAC FR MAK CART,BOX,CASE,TUBE,DRUM OR CONT EX MOLD	NO	1	71,960
	CANADA		1	71,960
8441400000	MACH FOR MOLD ART IN PAPER PULP,PAPER OR PAPERBOAR	NO	1	45,000
	NETHERLAND ANTIL. EXC ARUBA		1	45,000
8441800000	MACH FR MAKE UP PAPER PULP,PAPER,PAPERBRD	NO	4	21,286
	GERMANY		4	21,286
8441900000	PTS OF MAC FR MAKE UP PAPER PULP,PAPER/PAPBRD,CUT	X		160,370
	GERMANY			66,055
	ITALY			8,631
	MEXICO			38,000
	NORWAY			47,684
8442100000	PHOTOTYPESETTING AND COMPOSING MACHINES	NO	1	58,450
	UNITED KINGDOM OF GT BRITAIN		1	58,450
8442300000	MACH & EQUIP, NESOI, F MAKING PRINT BLOCKS, PLATES	NO	2	181,244
	DENMARK		1	19,659
	UNITED KINGDOM OF GT BRITAIN		1	161,585
8443115000	REEL-FED OFFSET PRINTING MACHINERY, NESOI	NO	5	340,886
	JAPAN		1	138,317
	MEXICO		3	13,709
	UNITED KINGDOM OF GT BRITAIN		1	188,860
8443120000	SHEET-FED, OFFICE TYPE, OFFSET PRINTING MACHINERY	NO	1	476,450
	CZECH REPUBLIC		1	476,450
8443191000	OFFSET PRINT MACH,EXC REEL OR SHEE-FED,900KG LESS	NO	1	14,280
	JAPAN		1	14,280
8443195000	OFFSET PRINT MACH,EXC REEL OR SHEET-FED,900<1600KG	NO	1	35,530
	JAPAN		1	35,530
8443300000	FLEXOGRAPHIC PRINTING MACHINERY	NO	2	603,742
	ITALY		1	560,000
	SWITZERLAND		1	43,742
8443400000	GRAVURE PRINTING MACHINERY	NO	1	5,068
	ITALY		1	5,068
8443515000	INK JET PRINTING MACHINERY, OTHER THAN 8471, NESOI	X		1,335,112
	GERMANY			1,327,985
	UNITED KINGDOM OF GT BRITAIN			7,127
8443591000	TEXTILE PRINTING MACHINERY, NOT INK JET, NESOI	X		85,000
	AUSTRIA			85,000
8443595000	PRINTING MACHINERY, OTHER THAN INK JET, NESOI	X		118,884
	SWITZERLAND			2,676
	UNITED KINGDOM OF GT BRITAIN			116,208
8443905000	PARTS OF PRINTING MACH AND MACH FOR ANCILLARY USE	X		171,361
	ARGENTINA			95,000
	GERMANY			9,720
	JAPAN			7,708
	MEXICO			9,634
	SWITZERLAND			27,053
	UNITED KINGDOM OF GT BRITAIN			22,246
8444000090	MACH FOR EXTRUD, DRAW OR CUT MAN-MADE TEXTIL MATRL	NO	16	18,080
	CHINA (TAIWAN)		16	18,080
8447905000	EMBROIDERY MACHINES	NO	1	22,150
	REPUBLIC OF KOREA		1	22,150

TABLE - 2 IMPORTS INTO PUERTO RICO FROM FOREIGN COUNTRIES
BY COMMODITY AND COUNTRY OF ORIGIN-FISCAL YEAR 2001

COMM CODE	DESCRIPTION AND COUNTRY	UNIT	QUANTITY	VALUE - $
8448320090	PTS, NESOI, OF MCH F PREPAR TEXTILE FIBRS, NESOI	X		2,704
	GERMANY			2,704
8448399000	PTS & ACCES OF MACH OF HEAD 8445 OR THEIR AUX MAC	X		48,759
	ITALY			2,978
	SWITZERLAND			40,009
	UNITED KINGDOM OF GT BRITAIN			5,772
8448591000	PARTS OF KNITTING MACHINES	X		8,627
	GERMANY			8,627
8450110040	WASH MACH,EXC COIN OP, CAP NOT EXC 10 KG, TOP LOAD	NO	2,714	499,101
	MEXICO		2,489	461,377
	REPUBLIC OF KOREA		225	37,724
8450110080	WASH MACH,EXC COIN, CAP NOT EXC 10 KG,EXC TOP LOAD	NO	684	124,560
	MEXICO		459	87,210
	REPUBLIC OF KOREA		225	37,350
8450190000	WASH MACH, CAPACITY NOT EXC 10 KG, HOUSEHOLD,NESOI	NO	1	6,201
	ITALY		1	6,201
8451100000	DRY-CLEANING MACHINES	NO	8	81,254
	ITALY		8	81,254
8451210090	DRYING MACH, EXC COIN OP, CAP NOT EXCEEDING 10 KG	NO	160	31,540
	ITALY		1	4,510
	REPUBLIC OF KOREA		159	27,030
8451300000	IRONING MACH AND PRESSES (INCLUD FUSING PRESSES)	NO	195	22,705
	CHINA,PEOPLE'S REP.(MAINLAND)		195	22,705
8451500000	MACH FOR REEL,UNREEL,FOLDING,CUT OR PINK TEXT FAB	NO	2	314,810
	DENMARK		1	309,710
	REPUBLIC OF KOREA		1	5,100
8451800000	MACHINERY OF HEADING 8451, NESOI	NO	14	520,408
	CANADA		2	2,117
	CHINA (TAIWAN)		4	36,000
	ITALY		1	126,500
	SPAIN		7	355,791
8451909010	PTS,MAC FOR WASH,DRY-CLEAN,IRON,PRESS,DRY TEXT ART	X		10,876
	FRANCE			10,876
8451909020	PARTS OF MACH FOR BLEACH, DRY, WASHING OR CLEANING	X		2,920
	ITALY			2,920
8452100010	SEWING MACH, HOUSEHOLD, VALUE NOT OVER $20 EACH	NO	150	2,365
	CHINA,PEOPLE'S REP.(MAINLAND)		150	2,365
8452100090	SEWING MACH, HOUSEHOLD, VALUE OVER $20 EACH	NO	11,479	703,391
	BRAZIL		6,269	389,096
	CHINA (TAIWAN)		800	77,176
	CHINA,PEOPLE'S REP.(MAINLAND)		4,100	228,986
	DOMINICAN REPUBLIC		210	4,633
	PANAMA		100	3,500
8452219000	SEWING MACHINES, AUTOMATIC UNITS, NESOI	NO	2	22,000
	REPUBLIC OF KOREA		2	22,000
8452299000	SEWING MACHINES, NESOI	NO	77	111,090
	BRAZIL		2	2,627
	COSTA RICA		2	10,000
	GERMANY		44	62,363
	JAPAN		29	36,100
8452300000	SEWING MACHINE NEEDLES	THS	35	3,046
	DOMINICAN REPUBLIC		35	3,046
8452400000	FURNITURE, BASES & COVERS FOR SEWING MACH & PARTS	X		187,012
	BRAZIL			18,277
	CHINA (TAIWAN)			110,084
	CHINA,PEOPLE'S REP.(MAINLAND)			5,712
	DOMINICAN REPUBLIC			5,755
	VENEZUELA			47,184
8452900010	PARTS OF HOUSEHOLD SEWING MACHINES, NESOI	X		12,259
	CANADA			4,035
	CHINA,PEOPLE'S REP.(MAINLAND)			4,676
	DOMINICAN REPUBLIC			3,548
8452900090	PARTS OF SEWING MACHINES, NESOI	X		40,871
	CHINA,PEOPLE'S REP.(MAINLAND)			11,471
	GERMANY			26,900
	ITALY			2,500

TABLE - 2 IMPORTS INTO PUERTO RICO FROM FOREIGN COUNTRIES
BY COMMODITY AND COUNTRY OF ORIGIN-FISCAL YEAR 2001

COMM CODE	DESCRIPTION AND COUNTRY	UNIT	QUANTITY	VALUE - $
8453200000	MACHINERY FOR MAKING OR REPAIRING FOOTWEAR	NO	12	95,044
	CHINA (TAIWAN)		1	6,600
	CZECH REPUBLIC		1	4,000
	GERMANY		1	6,024
	ITALY		8	59,420
	UNITED KINGDOM OF GT BRITAIN		1	19,000
8453800000	MACHINERY FOR MAKING, OR REPAIR. ATCLES. OF HIDES	NO	24	67,200
	CZECH REPUBLIC		24	67,200
8453901000	PARTS OF MACHINERY FR MAKING OR REPAIRING FOOTWEAR	X		19,889
	CHINA,PEOPLE'S REP.(MAINLAND)			16,396
	CZECH REPUBLIC			3,493
8453905000	PARTS OF MACHNRY FR MAKNG OR REPAIR. ARTCLS, NESOI	X		42,649
	CZECH REPUBLIC			25,200
	DOMINICAN REPUBLIC			17,449
8454300090	CASTING MACHINES EXCEPT DIE CASTING	NO	6	91,622
	CHINA (TAIWAN)		4	42,472
	GERMANY		2	49,150
8456993040	MC TL, ML WK, ELTRO BEAM OR PLASMA ARC PROCESS N/C	NO	1	4,865
	UNITED KINGDOM OF GT BRITAIN		1	4,865
8457300090	MULTISTATION TRANSFER MACHINES, EXCEPT N/C	NO	2	460,222
	JAPAN		2	460,222
8459310005	COMB BORING-MILLING MACH, METAL REMOV, N/C, USED	NO	1	97,414
	SWITZERLAND		1	97,414
8459390050	BOR-MIL MAC,EX HOR SPIN,MTL REMOV,EX N/C $3025 OV	NO	1	114,361
	JAPAN		1	114,361
8459610080	MILLING MACH, EXC KNEE TYP, MTL REMOV, N/C, NEW	NO	8	30,092
	CHINA (TAIWAN)		8	30,092
8459690020	MILL MAC,EXC KNEE TYP,MTL REMOV,EX N/C,UN$3025,NEW	NO	4	9,995
	ITALY		4	9,995
8459690090	MIL MAC,MTL REMOV,EXC N/C,$3,025 OVER, NEW, NESOI	NO	7	808,315
	GERMANY		1	65,706
	POLAND		1	31,966
	SWITZERLAND		5	710,643
8460190050	FLAT-SUR GRIND MA,MTL REMOV,ACC0.01MM,EX N/C,NESOI	NO	3	29,155
	ITALY		3	29,155
8460908020	MAC TLS FR FINISH MTL USE ABRAS,NESOI,< $3025, N	NO	2,880	64,080
	CHINA,PEOPLE'S REP.(MAINLAND)		2,880	64,080
8460908080	MAC TOOLS USING ABRASIVES,NESOI,EX N/C,$3025OV,NEW	NO	3	307,356
	GERMANY		1	8,382
	JAPAN		1	284,877
	UNITED KINGDOM OF GT BRITAIN		1	14,097
8461308080	BROACHING MAC,METAL REMOV,EXC N/C,$3,025 OVER, NEW	NO	1	14,664
	JAPAN		1	14,664
8461401060	GEAR CUT MACH,MTL REMOV, EXC GEAR HOB/SHAP & BEVEL	NO	1	35,000
	ITALY		1	35,000
8461504050	SAW OR CUT-OFF MACHINES, METAL REMOVING, N/C, NEW	NO	1	91,329
	ITALY		1	91,329
8461508090	SAW OR CUT-OFF MAC,MTL REMOV,EXC N/C, $3025 OV, NE	NO	2	30,016
	ITALY		2	30,016
8462100010	FORGE OR DIE STAMP MAC (INC PRESS) AND HAMMER,USED	NO	1	8,130
	CHINA (TAIWAN)		1	8,130
8462100050	FORG/DIE STAMP MAC & HAMER,EX HEADER & UPSETER,NEW	NO	1	5,773
	SWITZERLAND		1	5,773
8462218085	BEND,FOLD,FLATTEN MACH, NUMERICALLY CONTROL, NESOI	NO	1	376,000
	ITALY		1	376,000
8462294085	MACH FR BEND/FOLD/STRAIGHT SEMICONDUCTOR LEADS,NEW	NO	522	53,331
	FRANCE		516	29,380
	SPAIN		5	20,268
	UNITED KINGDOM OF GT BRITAIN		1	3,683
8462298055	BEND,FOLD,STRAIGHT OR FLAT MAC,EXC N/C,=>$3025,NEW	NO	7	523,500
	ITALY		6	277,000
	SPAIN		1	246,500
8462490020	PUNCH OR NOTCH MACH, INC COMB,EXC N/C, < $3025 NEW	NO	2	5,178
	ITALY		2	5,178
8462998020	MACHS, WRK BY FORM MTL, NESOI, < $3025, NEW	NO	2	4,590
	CHINA (TAIWAN)		2	4,590

TABLE - 2 IMPORTS INTO PUERTO RICO FROM FOREIGN COUNTRIES
BY COMMODITY AND COUNTRY OF ORIGIN-FISCAL YEAR 2001

COMM CODE	DESCRIPTION AND COUNTRY	UNIT	QUANTITY	VALUE - $
8462998045	MECHANICAL PRESSES EX TRANSFER PRESSES,$3025,OV NE	NO	4	59,659
	IRELAND		4	59,659
8462998060	METAL WORKING PRESSES, NESOI, VALUED $3,025 AND OV	NO	2	10,791
	ITALY		2	10,791
8463300060	MACH FOR WORKING WIRE,MTL FORMING, UN $3,025, NEW	NO	2	2,495
	JAPAN		2	2,495
8463300080	MACH FOR WORKING WIRE, MTL FORMING, $3,025 OV, NEW	NO	1	3,477
	ITALY		1	3,477
8463900080	MACH F WORK MTL W/OUT REMOVE, NESOI,$3025 & OV,NEW	NO	2	6,698
	ITALY		2	6,698
8464100080	SAWING MACH FOR WORKING STONE,CERAMICS,LIKE MATRLS	NO	190	1,877,700
	CHINA (TAIWAN)		115	4,037
	JAPAN		5	1,866,130
	SPAIN		70	7,533
8464205010	GLASS-WORKING GRINDING OR POLISHING MACHINES	NO	2	130,800
	ITALY		2	130,800
8464205090	GRINDING OR POLISHING MACHINES FOR MINERAL MATL	NO	1	2,035
	SPAIN		1	2,035
8464909010	GLASS-WORKING MACHINES,EXCL GRIND OR POLISH, NESOI	NO	2	92,159
	GERMANY		2	92,159
8464909090	MACH FR WORKING STONE/LIKE MINERAL MATERIAL, NESOI	NO	2,226	434,876
	ARGENTINA		1	25,000
	CHINA (TAIWAN)		1,821	13,834
	GERMANY		1	217,243
	ITALY		2	159,500
	MEXICO		240	2,217
	SPAIN		160	14,355
	SWEDEN		1	2,727
8465100050	MAC WRK CORK,BONE,ETC,MACHIN OPERATION NO TOOL CHG	NO	1	4,459
	FRANCE		1	4,459
8465910022	SAWING MACHINES,USED OR REBUILT,WOODWORKING, NESOI	NO	95	6,229
	CHINA (TAIWAN)		95	6,229
8465910068	BAND SAWS, NEW, WOODWORKING, VALUED OVER $1,000	NO	2	79,500
	CANADA		2	79,500
8465910090	SAWING MACHINES, HARD MATL, NESOI	NO	42	51,051
	ITALY		2	27,800
	TOKELAU ISLANDS		27	9,707
	TURKEY		12	10,044
	UNITED KINGDOM OF GT BRITAIN		1	3,500
8465920055	ROUTERS, NEW, NUMERICALLY, WOODWORKING MACHINES	NO	1	31,000
	CANADA		1	31,000
8465920058	ROUTERS, NEW, EXC N/C, WOODWORK, $3,000 EACH & OV	NO	1	118,000
	ITALY		1	118,000
8465920090	PLAN, MILL, MOLDING MACHINES, HARD MATL, NESOI	NO	1	11,169
	UNITED KINGDOM OF GT BRITAIN		1	11,169
8465930055	EDGE BELT SANDERS,WOODWRK,NEW,VALUED $3,000 & OVER	NO	1	27,724
	ITALY		1	27,724
8465930090	GRIND,SAND OR POLISHING MACH, HARD MATL, NESOI	NO	120	8,439
	AUSTRIA		120	8,439
8465940090	BENDING OR ASSEMBLING MACH, HARD MATL, NESOI	NO	2	6,107
	CANADA		2	6,107
8465950045	BORING MACHINES (EXC N/C) WOODWRK, NEW, > $3,000	NO	1	3,978
	BRAZIL		1	3,978
8465960050	SPLITTING, SLICING OR PARING MACH, HARD MATL,NESOI	NO	4	25,823
	UNITED KINGDOM OF GT BRITAIN		4	25,823
8465998040	LATHES(EXC VENEER),WOODWORK,VALUED $1000 TO <$3000	NO	7	16,725
	BRAZIL		7	16,725
8465998095	MACH TOOLS FOR ASSEMBLING MATERIALS,EXC WOOD,NESOI	NO	231	211,600
	CHINA (TAIWAN)		227	79,890
	GERMANY		3	21,710
	REPUBLIC OF KOREA		1	110,000
8466108075	TOOL HOLDERS AND SELF-OPENING DIEHEADS, NESOI	X		5,000
	UNITED KINGDOM OF GT BRITAIN			5,000
8466208035	WORK HOLDERS FR METLWORKING MACH,EXC JIGS/FIXTURES	X		14,034
	GERMANY			11,472
	SPAIN			2,562

TABLE - 2 IMPORTS INTO PUERTO RICO FROM FOREIGN COUNTRIES
BY COMMODITY AND COUNTRY OF ORIGIN-FISCAL YEAR 2001

COMM CODE	DESCRIPTION AND COUNTRY	UNIT	QUANTITY	VALUE - $
8466308000	SPEC ATTACH, NESOI, FOR MACH TOOLS	X		2,400
	DOMINICAN REPUBLIC			2,400
8466915000	PARTS FOR MACHINES OF HEADING 8464,EXC CAST-IRON	X		169,055
	GERMANY			14,712
	ITALY			154,343
8466921000	CAST-IRON PARTS FOR MACHINES OF HEADING 8465	KG	328	4,341
	CANADA		328	4,341
8466925010	PARTS OF MACH TOOLS FOR WORKING WOOD,EXC CAST-IRON	X		64,411
	FRANCE			55,296
	ITALY			6,876
	SPAIN			2,239
8466925090	PARTS FOR MACH OF HEAD 8465,EX WOODWRK,CAST-IRON	X		3,381
	BRAZIL			3,381
8466935385	BED,BASE,TBLE,ETC OF 8456-8461,EXC CAST-IRON,NESOI	X		2,966
	UNITED KINGDOM OF GT BRITAIN			2,966
8466937500	PTS MTLWRKING MCH/CUT GRS,NOT CST IRON,8456TO8461	X		11,424
	ITALY			11,424
8466939585	MACH PARTS OF 8456-8461, EXCL CAST-IRON PRTS,NESOI	X		157,020
	CANADA			44,800
	CHINA (TAIWAN)			4,503
	FRANCE			56,729
	ITALY			2,383
	JAPAN			37,215
	UNITED KINGDOM OF GT BRITAIN			11,390
8466948585	PARTS MACH,OF 8462 OR 8463 EXC CAST-IRON PTS,NESOI	X		40,821
	CANADA			18,000
	ITALY			4,917
	PANAMA			6,058
	SPAIN			11,846
8467111080	ROTARY TYP PNEU HND-DIR TLS FOR METALWORKING,NESOI	NO	11	9,948
	TOKELAU ISLANDS		6	5,242
	TURKEY		5	4,706
8467115090	ROTARY TYPE PNEUMATIC HAND-DIRECTED TOOLS, NESOI	NO	1,824	108,254
	CHINA,PEOPLE'S REP.(MAINLAND)		1,824	108,254
8467195030	PNEUMATIC, HAND-HELD FORCE FEED LUBRICATING EQUIP	NO	2	2,776
	GERMANY		2	2,776
8467195090	PNEUMATIC TOOLS, HAND-DIRECTED, NESOI	NO	15,840	148,896
	CHINA (TAIWAN)		15,840	148,896
8467810000	CHAIN SAWS	NO	134	13,096
	CHINA (TAIWAN)		120	9,725
	ITALY		14	3,371
8467895030	GAS POWRED GRASS & WEED TRIM & BUSHCUT,HAND-DIRECT	NO	485	86,272
	ITALY		485	86,272
8467895090	HAND-DIR OR CONTROL TLS, SLF CONTAIN,NONELEC,NESOI	NO	25	12,909
	SWEDEN		25	12,909
8467910000	PARTS OF CHAIN SAWS	X		12,166
	ITALY			12,166
8468100000	HAND-HELD BLOW TORCHES	NO	150	22,557
	BRAZIL		130	20,100
	MEXICO		20	2,457
8468205000	GAS-OPER MCH F SOLDER, BRAZE, WELD, EX HAND DIRECT	NO	2	12,300
	BRAZIL		2	12,300
8468801000	MACH F SOLDER,ETC O/T GAS & HDG 8515, HAND-DIRECT	NO	122	139,432
	MEXICO		122	139,432
8468805000	MACH F SOLDER,ETC O/T GAS & HDG 8515,NOT HAND-DIR	NO	1	4,061
	DOMINICAN REPUBLIC		1	4,061
8468905000	PARTS OF MCH F SOLDERING, WELDING, NESOI	X		2,019
	MEXICO			2,019
8469120000	AUTOMATIC TYPEWRITERS OTH THN WORD PRCSSING MCHNES	NO	727	176,312
	ITALY		727	176,312
8469200040	ELECTRIC TYPEWRITERS, NESOI, >12 KG	NO	50	2,650
	MEXICO		50	2,650
8470100040	ELEC CALCULATORS W/O EXTERNAL POWER, DISPLAY ONLY	NO	20,058	40,425
	CHINA,PEOPLE'S REP.(MAINLAND)		15,058	32,925
	HONG KONG		5,000	7,500
8470100060	ELEC CALCULATORS W/O EXTERNAL PWR,EXC DISPLAY ONLY	NO	1,620	15,390

TABLE - 2 IMPORTS INTO PUERTO RICO FROM FOREIGN COUNTRIES
BY COMMODITY AND COUNTRY OF ORIGIN-FISCAL YEAR 2001

COMM CODE	DESCRIPTION AND COUNTRY	UNIT	QUANTITY	VALUE - $
	CHINA (TAIWAN)		100	10,135
	CHINA,PEOPLE'S REP.(MAINLAND)		1,520	5,255
8470900090	TICKET-ISSUING & SIMILAR MCH,NESOI,W CALCULATE DEV	NO	1	3,825
	REPUBLIC OF KOREA		1	3,825
8471300000	PORT DGTL ADP MACH,<10KG,AT LEAST CPU,KYBRD,DSPLY	NO	3,033	4,032,368
	CANADA		170	133,401
	CHINA (TAIWAN)		2,814	3,818,934
	ITALY		33	59,920
	REPUBLIC OF KOREA		16	20,113
8471410095	DIGITAL ADP MCH W CPU & INPUT/OUTPUT UNT, W/O CRT	NO	5	5,522
	GERMANY		5	5,522
8471491035	DIGTL PROC UNT W STRGE,INPT OR OTPUT,CLR CRT,SYSTM	NO	4	118,742
	GERMANY		1	2,116
	ISRAEL		3	116,626
8471491065	DGTL PROC UNT W STRGE,INPT OR OTPT,CRT EX CLR,SYS	NO	2	167,501
	ISRAEL		2	167,501
8471491095	DGTL PROC UNT W STRGE,INPT OR OTPT UNT,W/O CRT,SYS	NO	1	36,000
	ITALY		1	36,000
8471491500	COMBINATION INPUT/OUTPUT UNITS W/OUT CRT, W/SYSTEM	NO	173	85,381
	CANADA		15	79,083
	SWEDEN		158	6,298
8471492900	DISPLAY UNITS, NESOI, W/OUT CRT, ENTERED W/SYSTEM	NO	16	2,377
	SWEDEN		16	2,377
8471493400	PRINTERS, NESOI,INK JET,ENTERED IN FORM OF SYSTEMS	NO	5	2,500
	ARUBA		5	2,500
8471493790	PRINTERS, NESOI, ENTERED IN FORM OF SYSTEMS	NO	5	15,038
	SWEDEN		4	2,105
	UNITED KINGDOM OF GT BRITAIN		1	12,933
8471494200	OPTICAL SCANNERS & MAGNETIC INK RECOGNITION DEVICE	NO	1	31,690
	MEXICO		1	31,690
8471495060	DISK DRIVE UNITS, NESOI, ENTERED W/REST OF SYSTEM	NO	15	3,494
	SPAIN		15	3,494
8471495080	OTHER STORAGE UNITS, NESOI, ENTERED W/REST OF SYS	NO	2	20,298
	GERMANY		2	20,298
8471499500	UNTS, NESOI, FOR ADP MACH, ENTERED IN FORM OF SYSM	NO	14	6,254
	IRELAND		2	3,499
	MEXICO		12	2,755
8471500035	DIGITAL PROC UNIT W STORAGE/INPUT/OUTPUT;COLOR CRT	NO	39	216,557
	BRAZIL		1	34,733
	ITALY		36	162,639
	MEXICO		1	4,185
	SWEDEN		1	15,000
8471500085	DIGTA PROC UNIT W STORAGE/INPUT/OUTPUT UNITS,NESOI	NO	438	356,318
	GERMANY		3	18,990
	MEXICO		435	337,328
8471602000	KEYBOARD UNITS	NO	1,202	12,157
	MEXICO		1,202	12,157
8471603000	DISPLAY UNITS, W/O CRT, & DISPLAY DIAGNL <=30.5 CM	NO	635	170,444
	CHINA (TAIWAN)		411	59,684
	CHINA,PEOPLE'S REP.(MAINLAND)		179	14,678
	JAPAN		45	96,082
8471603500	COLOR CATHODE-RAY TUBE (CRT) MONITORS	NO	2,981	456,724
	CHINA (TAIWAN)		500	41,500
	CHINA,PEOPLE'S REP.(MAINLAND)		1,260	143,010
	MALAYSIA		124	17,943
	MEXICO		96	35,712
	REPUBLIC OF KOREA		1,001	218,559
8471604580	DISPLAY UNITS, NESOI, WITHOUT CRT	NO	25	9,657
	CHINA (TAIWAN)		8	4,394
	FRANCE		2	2,185
	GERMANY		15	3,078
8471605100	LSR PRNTR UNITS W/ CNTRL & PRT MCHNIMS,>20PGS/MIN	NO	109	303,737
	CHINA,PEOPLE'S REP.(MAINLAND)		36	133,313
	JAPAN		22	63,423
	REPUBLIC OF KOREA		51	107,001
8471605200	OTH LASER PRINTER UNITS W/ CNTRL & PRT MECHANISMS	NO	50	9,883

TABLE - 2 IMPORTS INTO PUERTO RICO FROM FOREIGN COUNTRIES
BY COMMODITY AND COUNTRY OF ORIGIN-FISCAL YEAR 2001

COMM CODE	DESCRIPTION AND COUNTRY	UNIT	QUANTITY	VALUE - $
	JAPAN		10	2,300
	MALAYSIA		40	7,583
8471605400	PRINTER UNITS, INK JET, WITH CNTRL & PRNT MECHANSM	NO	384	20,932
	CHINA,PEOPLE'S REP.(MAINLAND)		49	6,434
	ITALY		334	9,929
	REPUBLIC OF KOREA		1	4,569
8471605760	DOT MATRIX PRINTER UNITS W/ CNTRL & PRT MECHANISM	NO	85	25,093
	ITALY		50	19,695
	JAPAN		35	5,398
8471605790	PRINTER UNITS, NESOI, W/ CNTRL & PRT MECHANISMS	NO	9	4,798
	SWEDEN		9	4,798
8471606100	PRINTERS, NESOI, LSR CPBLE OF PRODCNG >20PGS/MIN	NO	185	126,406
	JAPAN		7	9,284
	PHILIPPINES		178	117,122
8471606400	PRINTERS, NESOI, INK JET	NO	1,428	200,648
	IRELAND		51	3,516
	MEXICO		1,332	195,107
	THAILAND		45	2,025
8471606790	PRINTERS, OTHER, NESOI	NO	2	7,135
	FRANCE		2	7,135
8471608000	OPTICAL SCANNERS & MAGNETIC INK RECOGNITION DEVICE	NO	2	224,050
	ITALY		1	3,550
	JAPAN		1	220,500
8471609070	ADP OUTPUT DEVICES, NESOI	NO	1,201	30,443
	GERMANY		1	13,015
	SWEDEN		1,200	17,428
8471609090	ADP INPUT UNITS, NESOI	NO	2	7,600
	ITALY		2	7,600
8471704065	HARD DISK DRIVE UNT, NESOI, W/OUT EXTNL POWR SUPLY	NO	147	62,742
	IRELAND		4	50,514
	MEXICO		143	12,228
8471706000	STORAGE UNITS, NESOI, NOT ASSEMBLED IN CABINETS	NO	72	26,861
	CHINA (TAIWAN)		13	2,591
	GERMANY		11	16,842
	MEXICO		48	7,428
8471709000	OTHER STORAGE UNITS, NESOI	NO	75	15,798
	JAPAN		33	3,383
	REPUBLIC OF KOREA		38	3,895
	UNITED KINGDOM OF GT BRITAIN		4	8,520
8471801000	CONTROL OR ADAPTER UNITS FOR ADP MACHINES	NO	1,122	1,595,713
	CANADA		319	664,664
	GERMANY		114	165,647
	IRELAND		619	670,617
	MEXICO		61	92,697
	SINGAPORE		9	2,088
8471809000	OTHER UNITS, FOR AUTO DATA PROCESSING MACH, NESOI	NO	5	54,346
	CANADA		1	7,000
	GERMANY		4	47,346
8471900000	MACHINES AND UNITS THEREOF FOR PROCESS DATA, NESOI	NO	753	56,003
	BRAZIL		1	8,452
	ITALY		700	6,352
	MEXICO		2	17,939
	SWEDEN		50	23,260
8472100000	DUPLICATING MACHINES	NO	102	80,955
	FRANCE		66	5,539
	JAPAN		2	8,396
	REPUBLIC OF KOREA		34	67,020
8472901000	AUTOMATIC TELLER MACHINES	NO	22	208,297
	BRAZIL		1	6,455
	UNITED KINGDOM OF GT BRITAIN		21	201,842
8472904000	PENCIL SHARPENERS	NO	210	2,897
	JAPAN		210	2,897
8472906000	NUMBERING, DATING AND CHECK-WRITING MACHINES	NO	21	10,975
	CANADA		1	6,484
	SPAIN		20	4,491
8472909550	OTHER OFFICE MACHINES, NESOI	NO	23,405	28,024

TABLE - 2 IMPORTS INTO PUERTO RICO FROM FOREIGN COUNTRIES
BY COMMODITY AND COUNTRY OF ORIGIN-FISCAL YEAR 2001

COMM CODE	DESCRIPTION AND COUNTRY	UNIT	QUANTITY	VALUE - $
	CHINA,PEOPLE'S REP.(MAINLAND)		23,328	19,575
	GERMANY		5	3,566
	JAPAN		60	2,395
	UNITED KINGDOM OF GT BRITAIN		12	2,488
8473104000	PARTS & ACCESSORIES WORD PROCESSING MACHINES;NESOI	X		6,275
	CHINA (TAIWAN)			6,275
8473109000	PARTS OF TYPEWRITERS, EXC ATMTC TYPWRTRS & WD PRCS	X		4,512
	ITALY			4,512
8473290000	PARTS FOR MACH,NESOI, INCORP CALCULATING DEVICE	X		6,428,675
	CHINA,PEOPLE'S REP.(MAINLAND)			6,428,675
8473301000	PRTS OF ADP MCH, NOT INCRPRTNG CRT,PRT CRCT ASSEM.	X		50,399
	JAPAN			8,070
	MEXICO			32,749
	SINGAPORE			9,580
8473301040	PTS ADP MCH, NT INCPTG CRT,PRT CT ASM.,MRY MODULES	NO	2,651	171,806
	FRANCE		41	4,106
	MEXICO		148	8,332
	REPUBLIC OF KOREA		65	7,819
	SINGAPORE		2,397	151,549
8473301080	PTS ADP MCH, NT INCPTNG CRT,PRT CRT ASSEM.;NESOI	X		28,530
	JAPAN			3,768
	MEXICO			21,334
	SINGAPORE			3,428
8473303000	OTHER PARTS FOR PRINTERS, NO CATHODE RAY TUBE	X		902,868
	IRELAND			19,229
	MEXICO			194,467
	SINGAPORE			689,172
8473305000	PTS & ACCESSORIES OF MACH OF HEADING OF 8471,NESOI	X		1,017,527
	CANADA			4,160
	CHINA (TAIWAN)			195,488
	CHINA,PEOPLE'S REP.(MAINLAND)			30,595
	INDIA			12,636
	IRELAND			368,117
	ITALY			11,429
	JAPAN			38,882
	MEXICO			13,640
	REPUBLIC OF KOREA			12,228
	SINGAPORE			303,550
	SWEDEN			5,072
	UNITED KINGDOM OF GT BRITAIN			21,730
8473309000	OTH PRTS OF ADP MACH AND UNITS INCORPORATING A CRT	X		180,278
	CHINA (TAIWAN)			61,931
	CHINA,PEOPLE'S REP.(MAINLAND)			32,177
	ITALY			35,278
	JAPAN			3,780
	MALAYSIA			38,831
	THAILAND			8,281
8473401000	PRINTED CIRCUIT ASSEMBLIES FOR SUBHEADING 84729010	X		2,475
	COSTA RICA			2,475
8473509000	PTS & ACCESS = SUIT F/USE W/2 HEAD 8469-8472,NESOI	X		4,150
	JAPAN			4,150
8474100010	SORT,SCREEN,SEPARATE OR WASH MACH FOR MINERL, PORT	NO	4	560,000
	UNITED KINGDOM OF GT BRITAIN		4	560,000
8474100090	SORT,SCREEN,SEPARATE OR WASH MACH F MINERL,STATNRY	NO	5	333,955
	CANADA		1	33,957
	ITALY		2	40,000
	UNITED KINGDOM OF GT BRITAIN		2	259,998
8474200010	CRUSHING OR GRINDING MACH FOR MINERALS, PORTABLE	NO	8	15,769
	FRANCE		4	4,100
	JAPAN		3	4,935
	REPUBLIC OF KOREA		1	6,734
8474200050	CRUSHING MACHINES FOR MINERALS, STATIONARY	NO	1,182	6,360,492
	FRANCE		1,181	6,150,492
	UNITED KINGDOM OF GT BRITAIN		1	210,000
8474200070	GRINDING MACHINES FOR MINERALS, STATIONARY	NO	1	46,513
	NETHERLANDS		1	46,513

TABLE - 2 IMPORTS INTO PUERTO RICO FROM FOREIGN COUNTRIES
BY COMMODITY AND COUNTRY OF ORIGIN-FISCAL YEAR 2001

COMM CODE	DESCRIPTION AND COUNTRY	UNIT	QUANTITY	VALUE - $
8474310000	CONCRETE OR MORTAR MIXERS	NO	140	156,398
	BRAZIL		17	6,786
	CANADA		24	40,900
	ITALY		80	52,949
	MEXICO		17	21,786
	SPAIN		2	33,977
8474390000	MIXING OR KNEADING MACH, NESOI, FOR MINERAL SUBSTN	NO	4	274,605
	CANADA		1	20,077
	IRELAND		2	189,000
	UNITED KINGDOM OF GT BRITAIN		1	65,528
8474800015	MACH FR AGGLOMRTNG,MOLDING,ETC MINERAL PROD, NESOI	NO	3	238,160
	GERMANY		2	42,500
	UNITED KINGDOM OF GT BRITAIN		1	195,660
8474800020	MACHINES FOR FORMING FOUNDRY MOLDS OF SAND	NO	1	17,203
	AUSTRALIAN ISLANDS		1	17,203
8474900010	PARTS OF MCH F SORT, SCREEN, WASH, SEPARATE MINERA	X		17,971
	ITALY			10,543
	SPAIN			2,500
	UNITED KINGDOM OF GT BRITAIN			4,928
8474900020	PARTS OF MACH FOR CRUSHING OR GRINDING MINERALS	X		329,106
	CANADA			105,762
	DENMARK			23,570
	FRANCE			8,422
	GERMANY			105,059
	ITALY			14,030
	MEXICO			21,749
	PERU			14,781
	SWITZERLAND			13,759
	UNITED KINGDOM OF GT BRITAIN			21,974
8474900050	PARTS OF MACH FOR MIXING OR KNEADING MINERALS	X		6,195,289
	CANADA			14,881
	FRANCE			9,765
	GERMANY			5,370
	IRELAND			35,000
	ITALY			6,050,952
	UNITED KINGDOM OF GT BRITAIN			79,321
8474900090	PARTS OF MCH,NESOI, F MINERAL PROD & FOUNDRY MOLDS	X		159,334
	CANADA			52,052
	GERMANY			77,036
	ITALY			7,544
	SWEDEN			10,268
	UNITED KINGDOM OF GT BRITAIN			12,434
8475290000	MCHNES FOR MNFACTURING OR HOT WORKING GLASS, NESOI	NO	6	432,250
	DOMINICAN REPUBLIC		1	40,500
	ITALY		4	342,750
	MEXICO		1	49,000
8475909000	PARTS OF MACH FOR MANUFACTURE OR HOT WORKING GLASS	X		99,495
	BRAZIL			16,224
	COLOMBIA			77,241
	ITALY			6,030
8476210000	AUTOMATIC VENDING MACHINES, WTH HEATING AND REFRIG	NO	66	161,422
	ITALY		66	161,422
8476890000	OTH VENDING MACH WITHOUT HEATG OR REFRIG UNT,NESOI	NO	381	324,906
	CHINA (TAIWAN)		75	41,100
	ITALY		246	261,867
	SPAIN		60	21,939
8476900000	PARTS OF AUTOMATIC VENDING MACHINES	X		60,270
	ITALY			60,270
8477103000	INJECTION-MOLDING MACHINES FOR MANUFACTURING SHOES	NO	10	99,500
	CZECH REPUBLIC		5	49,750
	DOMINICAN REPUBLIC		5	49,750
8477109030	INJCT-MOLD MACH FOR THERMOPLSTCS;CLAMP FORCE < 50T	NO	9	223,412
	CHINA (TAIWAN)		9	223,412
8477109040	INJCT-MOLD MACH FOR THERMPLSTC;CLAMP FORCE 50<300T	NO	9	509,462
	JAPAN		2	147,650
	SWITZERLAND		1	105,000

TABLE - 2 IMPORTS INTO PUERTO RICO FROM FOREIGN COUNTRIES
BY COMMODITY AND COUNTRY OF ORIGIN-FISCAL YEAR 2001

COMM CODE	DESCRIPTION AND COUNTRY	UNIT	QUANTITY	VALUE - $
	UNITED KINGDOM OF GT BRITAIN		6	256,812
8477109050	INJCT-MOLD MACH FOR THERMPLSTC;CLAMP FRCE 300<750T	NO	10	1,315,221
	JAPAN		10	1,315,221
8477109060	INJECT-MOLD MACH FOR THERMPLSTC;CLAMP FORCE >=750T	NO	25	381,506
	IRELAND		8	97,500
	ITALY		17	284,006
8477200035	SNGL SCRW EXTRUD W SCRW SIZE < 6.4CM F PROC THERMO	NO	1	150,000
	ITALY		1	150,000
8477200045	SNGL SCRW EXTRUD W SCRW SZ =6.4CM OR> F PRO THERMO	NO	2	910,000
	ITALY		1	270,000
	REPUBLIC OF KOREA		1	640,000
8477300000	BLOW-MOLDING MACHINES	NO	6	933,960
	AUSTRIA		2	233,009
	GERMANY		1	141,015
	SWITZERLAND		3	559,936
8477408000	VACUUM-MOLD MACH & OTH THERMOFORMING MACHINE NESOI	NO	2	367,445
	GERMANY		1	163,721
	UNITED KINGDOM OF GT BRITAIN		1	203,724
8477510010	MACHINERY F MOLDING OR RETREADING PNEUMATIC TIRES	NO	2	118,500
	BRAZIL		2	118,500
8477598000	MACHINERY FOR MOLDING OR OTHERWISE FORMING;NESOI	NO	3	46,680
	UNITED KINGDOM OF GT BRITAIN		3	46,680
8477800000	MACH, NESOI, FOR WORKING RUBBER OR PLASTICS	NO	58	1,067,897
	AUSTRIA		1	5,700
	CANADA		1	152,138
	GERMANY		53	741,869
	SPAIN		1	73,500
	SWITZERLAND		2	94,690
8477902540	PARTS,BASE, BED, ETC OF 84771030,84771040,84771090	X		703,316
	UNITED KINGDOM OF GT BRITAIN			703,316
8477902580	PARTS, BASE, BED, PLATEN, CLAMP CYL, ETC. NESOI	X		20,580
	GERMANY			20,580
8477904540	BARREL SCREW OF MACH 84771030,84771040,84771090	X		4,466
	JAPAN			4,466
8477908505	PARTS OF INJECT. MOLD. MACHINES FOR MFG SHOES	X		11,372
	CANADA			11,372
8477908510	PARTS OF INJECTION-MOLDING MACHINES, NESOI	X		1,835,866
	FRANCE			5,830
	GERMANY			1,827,622
	ITALY			2,414
8477908530	PARTS OF BLOW-MOLDING MACHINES	X		302,022
	AUSTRIA			134,333
	GERMANY			138,658
	ITALY			6,643
	NETHERLANDS			2,453
	SWITZERLAND			19,935
8477908540	PARTS OF MACHINES FOR FORMING PNEUMATIC TIRES	X		4,824
	BRAZIL			4,824
8477908595	PARTS OF MACH WORKING RUBBER OR PLASTICS;NESOI	X		589,002
	BELGIUM			220,784
	GERMANY			345,692
	ITALY			3,600
	REPUBLIC OF KOREA			11,638
	SPAIN			2,512
	UNITED KINGDOM OF GT BRITAIN			4,776
8478100010	INDUSTRIAL CIGARETTE-MAKING MACHINES	NO	1	78,249
	UNITED KINGDOM OF GT BRITAIN		1	78,249
8478100090	MACH FOR PREPARING OR MAKING UP TOBACCO, NESOI	NO	7,920	589,257
	GERMANY		1,520	76,639
	NETHERLANDS		6,400	512,618
8478900010	PARTS OF INDUSTRIAL CIGARETTE-MAKING MACHINES	X		42,210
	CHINA,PEOPLE'S REP.(MAINLAND)			15,683
	GERMANY			11,410
	NETHERLANDS			12,459
	UNITED KINGDOM OF GT BRITAIN			2,658
8478900090	PARTS OF MACH,NESOI, FOR PREPARING TOBACCO	X		41,097

TABLE - 2 IMPORTS INTO PUERTO RICO FROM FOREIGN COUNTRIES
BY COMMODITY AND COUNTRY OF ORIGIN-FISCAL YEAR 2001

COMM CODE	DESCRIPTION AND COUNTRY	UNIT	QUANTITY	VALUE - $
	GERMANY			28,377
	NETHERLANDS			12,720
8479100060	PAVER, FINISHER & SPREADER F BITUM MATL, PUB WRKS	NO	1	26,285
	GERMANY		1	26,285
8479810000	METAL TREATING MACH, INC ELECTRIC WIRE COIL-WINDER	NO	3	60,902
	GERMANY		2	28,180
	JAPAN		1	32,722
8479820040	MIXING, KNEADING OR STIRRING MACHINES, NESOI	NO	148	3,218,448
	BELGIUM		4	605,720
	GERMANY		1	1,041,504
	ITALY		116	524,731
	MEXICO		1	13,500
	UNITED KINGDOM OF GT BRITAIN		26	1,032,993
8479820080	CRUSH,GRIND,SCREEN,SIFT,EMULSFYG,ETC MACH,NESOI	NO	10	248,844
	GERMANY		2	144,775
	PERU		3	10,000
	UNITED KINGDOM OF GT BRITAIN		5	94,069
8479896500	ELECTOMECHANICAL APPL, W/MOTORS, NESOI	X		106,259
	ITALY			27,851
	SPAIN			78,408
8479898590	MACH FR PROD&ASSM OF SEMICONDS,IC&VIDEO LASER DISC	NO	7	1,043,016
	JAPAN		3	1,029,161
	SINGAPORE		4	13,855
8479899760	AUTOMOTIVE MAINTENANCE MACHINES	NO	3	21,000
	CHINA,PEOPLE'S REP.(MAINLAND)		3	21,000
8479899765	HYDRAULIC ACCUMULATORS	NO	16	4,079
	JAPAN		16	4,079
8479899795	INDUSTRIAL VIBRATORS	NO	3	51,134
	BELGIUM		2	45,684
	JAPAN		1	5,450
8479899797	MACHINES AND MECHANICAL APPLIANCES, NESOI	NO	396	9,680,598
	BELGIUM		4	810,076
	CANADA		25	572,304
	CHINA (TAIWAN)		2	32,000
	GERMANY		153	6,254,502
	HONG KONG		1	83,650
	INDIA		20	52,526
	IRELAND		1	68,748
	ITALY		1	45,533
	JAPAN		86	667,272
	MEXICO		84	481,926
	REPUBLIC OF KOREA		1	4,439
	SINGAPORE		1	20,800
	SWITZERLAND		3	508,339
	UNITED KINGDOM OF GT BRITAIN		14	78,483
8479904000	PARTS OF HUMIDIFIERS, DEHUMIDIFIERS, VACUUM CLNRS	X		9,271
	CANADA			3,853
	GERMANY			5,418
8479909540	PARTS OF INDUSTRIAL ROBOTS	X		33,429
	ITALY			33,429
8479909550	PARTS OF MACH FOR PUBLIC WORKS, BUILDING, ETC	X		6,921
	GERMANY			6,921
8479909595	PARTS OF MACHINES & MECHANICAL APPLIANCES, NESOI	X		2,541,435
	BRAZIL			21,846
	CANADA			8,186
	GERMANY			1,329,363
	ITALY			90,123
	JAPAN			241,154
	NETHERLANDS			3,570
	NORWAY			13,645
	SPAIN			8,536
	SWITZERLAND			20,486
	UNITED KINGDOM OF GT BRITAIN			804,526
8480200000	MOLD BASES	NO	10	56,389
	FRANCE		1	20,537
	GERMANY		9	35,852

TABLE - 2 IMPORTS INTO PUERTO RICO FROM FOREIGN COUNTRIES
BY COMMODITY AND COUNTRY OF ORIGIN-FISCAL YEAR 2001

COMM CODE	DESCRIPTION AND COUNTRY	UNIT	QUANTITY	VALUE - $
8480300000	MOLDING PATTERNS	NO	5	189,500
	PORTUGAL		5	189,500
8480410000	MOLDS F METAL OR METAL CARBIDES,INJECT OR COMPRSSN	NO	1	18,103
	EL SALVADOR		1	18,103
8480500090	MOLDS, NESOI, FOR GLASS	NO	2,709	366,143
	BRAZIL		552	88,577
	COLOMBIA		2,157	277,566
8480600090	MOLDS, NESOI, FOR MINERAL MATERIALS	NO	4,688	2,019,646
	FRANCE		4,097	1,853,774
	NETHERLANDS		591	165,872
8480718045	INJECTION TYPE MOLDS FOR RUBBER OR PLASTICS, NESOI	NO	457	1,335,444
	AUSTRIA		2	107,746
	BELGIUM		1	3,776
	CHINA (TAIWAN)		4	34,850
	FRANCE		6	144,998
	GERMANY		9	540,831
	IRELAND		1	150,000
	ITALY		1	33,624
	NETHERLANDS		1	45,000
	UNITED KINGDOM OF GT BRITAIN		432	274,619
8480718060	COMPRESSION TYPE MOLDS RUBBER OR PLASTICS, NESOI	NO	60	145,697
	BRAZIL		2	63,131
	GERMANY		57	52,566
	IRELAND		1	30,000
8480791000	MOLDS, NESOI, FOR RUBBER OR PLASTICS, FOR SHOE MCH	NO	32	89,920
	CZECH REPUBLIC		32	89,920
8480799010	BLOW MOLDS FOR RUBBER OR PLASTICS	NO	18	237,112
	AUSTRIA		17	192,345
	GERMANY		1	44,767
8480799090	MOLDS, NESOI, FOR RUBBER OR PLASTICS	NO	3,966,052	5,204,776
	BELGIUM		3	820,505
	BRAZIL		3	9,333
	CZECH REPUBLIC		28	78,680
	FRANCE		3	36,600
	REP. OF SOUTH AFRICA		4,964	7,088
	SINGAPORE		15,652	106,309
	UNITED KINGDOM OF GT BRITAIN		3,945,399	4,146,261
8481100090	PRESSURE-REDUCING VALVES, NESOI	NO	16,491	154,500
	SPAIN		6,350	6,104
	SWITZERLAND		55	97,703
	THAILAND		10,000	26,292
	UNITED KINGDOM OF GT BRITAIN		86	24,401
8481200030	HYDRAULIC VALVES, DIRECTIONAL CONTROL, NESOI	NO	8	11,900
	ISRAEL		8	11,900
8481200040	HYDRAULIC VALVES, FLOW CONTROL TYPE	NO	2	20,544
	BELGIUM		2	20,544
8481301010	CHECK VALVES,COPPER, W PRESSURE RATING UN 850 KPA	NO	39,920	42,659
	CHILE		2,000	6,500
	CHINA (TAIWAN)		36,720	33,368
	MEXICO		1,200	2,791
8481302010	CHECK VALVES OF IRON	NO	20,506	25,759
	ITALY		20,506	25,759
8481302090	CHECK VALVES OF STEEL	NO	6	2,064
	ITALY		6	2,064
8481309000	CHECK VALVES EXCEPT COPPER, IRON OR STEEL	NO	105,382	130,715
	CHILE		15,500	48,410
	CHINA (TAIWAN)		83,418	50,055
	ITALY		6,464	32,250
8481400000	SAFETY OR RELIEF VALVES	NO	30,780	162,024
	BRAZIL		5,664	8,135
	CHINA (TAIWAN)		17,065	27,268
	CHINA,PEOPLE'S REP.(MAINLAND)		8,000	6,182
	FINLAND		14	6,978
	FRANCE		3	13,950
	GERMANY		30	2,620
	UNITED KINGDOM OF GT BRITAIN		4	96,891

TABLE - 2 IMPORTS INTO PUERTO RICO FROM FOREIGN COUNTRIES
BY COMMODITY AND COUNTRY OF ORIGIN-FISCAL YEAR 2001

COMM CODE	DESCRIPTION AND COUNTRY	UNIT	QUANTITY	VALUE - $
8481801020	BATH AND SHOWER FAUCETS OF COPPER, HAND OPERATED	NO	116,776	625,301
	CANADA		160	3,757
	CHINA (TAIWAN)		96,495	387,948
	CHINA,PEOPLE'S REP.(MAINLAND)		2,790	45,092
	INDONESIA		495	34,442
	ITALY		14,438	17,596
	MEXICO		2,319	131,673
	SPAIN		79	4,793
8481801030	SINK AND LAVATORY FAUCETS OF COPPER, HAND OPERATED	NO	116,334	870,351
	CHINA (TAIWAN)		93,727	632,084
	CHINA,PEOPLE'S REP.(MAINLAND)		19,620	143,699
	MEXICO		750	30,103
	SPAIN		777	22,795
	TURKEY		1,460	41,670
8481801050	TAPS,COCKS,VALVES,NESOI, COPPER, RATED UN 850 KPA	NO	239,017	230,304
	CHINA (TAIWAN)		120,779	126,036
	CHINA,PEOPLE'S REP.(MAINLAND)		103,298	83,973
	MEXICO		1,700	2,837
	SPAIN		13,240	17,458
8481801085	BALL TYPE VALVES, ETC, COPPER, HD OP,850 KPA & OV	NO	11,692	11,532
	CHINA,PEOPLE'S REP.(MAINLAND)		11,692	11,532
8481801095	TAPS,COCKS,VALVES,NESOI, COPPER,HD OP,850 KPA & OV	NO	40,121	64,413
	BRAZIL		1,140	6,677
	CHINA (TAIWAN)		9,600	7,474
	CHINA,PEOPLE'S REP.(MAINLAND)		17,420	10,974
	MEXICO		800	3,170
	REPUBLIC OF KOREA		4,641	16,843
	SPAIN		6,140	17,005
	UNITED KINGDOM OF GT BRITAIN		380	2,270
8481803010	GATE TYPE TAPS,COCKS AND VALVES OF IRON,HAND OP	NO	11,030	404,066
	CANADA		6	83,904
	CHINA (TAIWAN)		7,332	80,162
	GERMANY		3,692	240,000
8481803025	BALL TYPE TAPS, COCKS AND VALVES, IRON, HD OP	NO	5,029	46,893
	THAILAND		5,000	13,195
	UNITED KINGDOM OF GT BRITAIN		29	33,698
8481803030	BUTTERFLY TYPE TAPS, COCKS AND VALVES, IRON, HD OP	NO	6	12,420
	SWITZERLAND		1	3,506
	UNITED KINGDOM OF GT BRITAIN		5	8,914
8481803040	TAPS,COCKS AND VALVES, NESOI, OF IRON, HD OP	NO	3,241	27,420
	CHINA,PEOPLE'S REP.(MAINLAND)		648	6,035
	MEXICO		2,523	13,710
	SPAIN		70	7,675
8481803060	GLOBE TYPE TAPS, COCKS AND VALVES OF STEEL, HD OP	NO	55	8,660
	BELGIUM		55	8,660
8481803070	BALL TYPE TAPS, COCKS AND VALVES OF STEEL, HD OP	NO	3,212	3,935
	ITALY		3,212	3,935
8481803075	BUTTERFLY TYPE TAPS, COCKS & VALVES OF STEEL,HD OP	NO	8	62,261
	ITALY		6	9,531
	UNITED KINGDOM OF GT BRITAIN		2	52,730
8481803090	TAPS,COCKS AND VALVES, NESOI, OF STEEL, HD OP	NO	27,400	54,545
	CHINA (TAIWAN)		24,788	22,627
	ITALY		2,505	23,342
	SPAIN		106	6,074
	UNITED KINGDOM OF GT BRITAIN		1	2,502
8481805060	BATH, SHOWER, SINK & LAVATORY FAUCETS, NESOI	NO	267,266	1,398,227
	CHINA (TAIWAN)		225,221	1,219,131
	CHINA,PEOPLE'S REP.(MAINLAND)		25,000	28,420
	ITALY		13,845	18,466
	MEXICO		60	2,043
	PORTUGAL		600	15,000
	SPAIN		2,540	115,167
8481805090	TAPS,COCKS,VALVES ETC, NESOI, HD OP,EXC CP,IR,STL	NO	440,574	236,005
	CHINA (TAIWAN)		430,714	219,710
	CHINA,PEOPLE'S REP.(MAINLAND)		2,180	5,647
	SPAIN		7,680	10,648

TABLE - 2 IMPORTS INTO PUERTO RICO FROM FOREIGN COUNTRIES
BY COMMODITY AND COUNTRY OF ORIGIN-FISCAL YEAR 2001

COMM CODE	DESCRIPTION AND COUNTRY	UNIT	QUANTITY	VALUE - $
8481809005	SOLENOID VALVES	NO	3,113	17,939
	CHINA (TAIWAN)		3,000	3,600
	GERMANY		17	6,726
	JAPAN		84	2,513
	UNITED KINGDOM OF GT BRITAIN		12	5,100
8481809015	REGULATOR VALVES, SELF-OPERATING	NO	116,772	285,674
	CHINA (TAIWAN)		56,810	71,655
	CROATIA		5,000	6,274
	GERMANY		3	56,427
	ITALY		15	11,402
	JAPAN		2,855	12,637
	MEXICO		25,312	65,791
	REPUBLIC OF KOREA		1,037	22,277
	SPAIN		19,340	21,081
	THAILAND		6,400	18,130
8481809020	ELECTRICAL OR ELECTRO-HYDRAULIC ACTUATORS, NESOI	NO	2	5,900
	BRAZIL		1	2,700
	FRANCE		1	3,200
8481809025	ELECTRICAL OR ELECTRO-HYDRAULIC ACTUATORS, NESOI	NO	1,340	32,040
	CANADA		1,340	32,040
8481809030	OTHER TAPS, COCKS, VALVES, NESOI	NO	1	4,694
	IRELAND		1	4,694
8481809035	OTHER PNEUMATIC ACTUATORS, NESOI	NO	3	21,515
	GERMANY		2	17,930
	JAPAN		1	3,585
8481809040	TAPS, COCKS, ETC. W/PNEUMATIC ACTUATORS, NESOI	NO	5	2,990
	ITALY		5	2,990
8481809050	OTHER TAPS, COCKS, VALVES, ETC., NESOI	NO	1,490,668	1,574,720
	BELGIUM		6	9,400
	CHINA (TAIWAN)		13,840	15,136
	FRANCE		12	176,304
	GERMANY		18	45,563
	ITALY		69	37,312
	JAPAN		6,704	201,680
	MEXICO		2,000	3,124
	PORTUGAL		2,000	8,348
	REPUBLIC OF KOREA		536	32,640
	SPAIN		15,000	16,439
	SWEDEN		6	3,690
	SWITZERLAND		8	45,337
	UNITED KINGDOM OF GT BRITAIN		1,450,469	979,747
8481901000	PARTS OF HAND OPERATED & CHECK APPLIANCE OF COPPER	KG	12,864	74,701
	CHINA (TAIWAN)		5,821	34,659
	CHINA,PEOPLE'S REP.(MAINLAND)		6,102	26,230
	SPAIN		941	13,812
8481903000	PARTS OF HD OP & CHECK APPL OF IRON OR STEEL	KG	14,944	110,165
	CANADA		399	10,034
	CHINA (TAIWAN)		11,384	73,069
	CHINA,PEOPLE'S REP.(MAINLAND)		2,717	17,964
	ITALY		444	9,098
8481905000	PARTS OF HAND OPERATED & CHECK APPLIANCES, NESOI	KG	39,332	190,162
	CHINA (TAIWAN)		29,189	140,197
	CHINA,PEOPLE'S REP.(MAINLAND)		10,132	42,946
	UNITED KINGDOM OF GT BRITAIN		11	7,019
8481909020	VALVE BODIES OF VALVES F OLEOHYDLC OR PNEU TRANSMN	KG	133	13,331
	JAPAN		133	13,331
8481909080	PARTS, NESOI, OF VALVES, NESOI	KG	10,382	115,540
	CANADA		1,383	21,090
	CHINA (TAIWAN)		4,119	18,912
	FRANCE		3	4,011
	GERMANY		1,889	48,133
	MEXICO		2,982	20,022
	NETHERLANDS		6	3,372
8482101040	BALL BEARI W INTEGL SHAFTS HAV AN OUT DIA NOT>30MM	NO	25,080	38,309
	CHINA,PEOPLE'S REP.(MAINLAND)		17,569	16,260
	HONG KONG		4,676	8,234

TABLE - 2 IMPORTS INTO PUERTO RICO FROM FOREIGN COUNTRIES
BY COMMODITY AND COUNTRY OF ORIGIN-FISCAL YEAR 2001

COMM CODE	DESCRIPTION AND COUNTRY	UNIT	QUANTITY	VALUE - $
	JAPAN		2,835	13,815
8482105044	RADIAL BEARIN,SNGL ROW,HAV OUT DIAMTR OF 9 - 30 MM	NO	208	10,966
	GERMANY		208	10,966
8482105052	RADIAL BEARINGS,SNGL ROW HAV OUT DIA OF 52 - 100MM	NO	3,430	28,648
	CHINA (TAIWAN)		1,240	7,950
	JAPAN		2,190	20,698
8482105064	RADIAL BALL BEARINGS, NESOI	NO	18,120	138,823
	CHINA (TAIWAN)		250	2,336
	FRANCE		375	2,354
	JAPAN		16,474	124,149
	REPUBLIC OF KOREA		1,021	9,984
8482105068	BALL BEARINGS, NESOI	NO	118,395	663,824
	CHINA (TAIWAN)		30,105	171,363
	CHINA,PEOPLE'S REP.(MAINLAND)		22,971	40,709
	FRANCE		13	18,949
	ISRAEL		4,348	21,057
	ITALY		7	6,334
	JAPAN		46,057	304,567
	REPUBLIC OF KOREA		14,894	100,845
8482200030	TAP ROLL BRG, CUP&CONE ASSM AS SET,WHL HUB,NOT FLD	NO	13,119	38,409
	CHINA,PEOPLE'S REP.(MAINLAND)		8,175	8,828
	JAPAN		4,769	19,968
	REPUBLIC OF KOREA		175	9,613
8482200040	TAP ROLL BRG,CUP&CONE ASS AS SET,CUP DIA NOT>102MM	NO	46,266	78,849
	CHINA,PEOPLE'S REP.(MAINLAND)		37,050	39,667
	JAPAN		9,216	39,182
8482200060	TAP ROLL BRG,CUP&CONE ASS AS SET,CUP DIA > 102MM	NO	6,603	10,995
	CHINA,PEOPLE'S REP.(MAINLAND)		5,288	5,534
	JAPAN		1,315	5,461
8482500000	OTHER CYLINDRICAL ROLLER BEARINGS	NO	4,050	15,795
	CHINA,PEOPLE'S REP.(MAINLAND)		4,050	15,795
8482800080	OTHER BAL/ROL BRGS,INC COMBIN BALL/ROLL BEA, NESOI	NO	545	2,863
	JAPAN		545	2,863
8482910020	BALLS FOR BALL BEARINGS, EXCEPT ALLOY STEEL	KG	20,547	131,688
	CHINA (TAIWAN)		20,547	131,688
8482910080	OTHER CYLINDRICAL ROLLERS FOR ROLLER BEARINGS	KG	956	5,400
	CHINA (TAIWAN)		956	5,400
8483101030	CAM/CRANKSHAFT F SPARK IGN ENG F VEHICLES OF CH 87	NO	7,287	399,337
	GERMANY		1	2,077
	JAPAN		5,838	288,472
	REPUBLIC OF KOREA		1,448	108,788
8483308090	PLAIN SHAFT BRGNS, WITHOUT HOUSING,EXCEPT SPHERICA	NO	23,690	111,909
	JAPAN		23,690	111,909
8483401000	TORQUE CONVERTERS	NO	680	266,913
	JAPAN		680	266,913
8483405050	MULTIPLE AND VARIABLE RATIO SPEED CHANGERS, NESOI	NO	3	26,298
	GERMANY		2	16,398
	JAPAN		1	9,900
8483409000	GEARS, EXC TRANSMISSION ELEMENTS, ENTERED SEPARATE	X		189,225
	CHINA (TAIWAN)			21,776
	GERMANY			10,302
	JAPAN			132,113
	REPUBLIC OF KOREA			15,537
	SWITZERLAND			9,497
8483506000	FLYWHEELS, NESOI	X		2,445
	JAPAN			2,445
8483509040	GROOVED PULLEYS, NESOI	X		41,083
	JAPAN			36,509
	REPUBLIC OF KOREA			4,574
8483509080	PULLEY BLOCKS AND PULLEYS, NESOI	X		124,163
	CHINA (TAIWAN)			8,410
	JAPAN			107,448
	REPUBLIC OF KOREA			8,305
8483604000	CLUTCHES AND UNIVERSAL JOINTS	X		149,620
	CHINA (TAIWAN)			23,156
	CHINA,PEOPLE'S REP.(MAINLAND)			97,725

TABLE - 2 IMPORTS INTO PUERTO RICO FROM FOREIGN COUNTRIES
BY COMMODITY AND COUNTRY OF ORIGIN-FISCAL YEAR 2001

COMM CODE	DESCRIPTION AND COUNTRY	UNIT	QUANTITY	VALUE - $
	ITALY			12,567
	JAPAN			16,172
8483604080	CLUTCHES AND UNIVERSAL JOINTS, UNIVERSAL JOINTS	NO	17,190	104,528
	CHINA (TAIWAN)		14,346	57,115
	CHINA,PEOPLE'S REP.(MAINLAND)		2,480	34,480
	JAPAN		364	12,933
8483608000	SHAFT COUPLINGS, EXCEPT UNIVERSAL JOINTS	X		462,597
	CHINA (TAIWAN)			4,195
	GERMANY			458,402
8483905000	PARTS OF GEARING, GEAR BOXES AND OTH SPEED CHANGER	X		2,758
	JAPAN			2,758
8483908080	PTS CLTCHS,PLY,UNVRSL JTS,ETC;NESOI	X		12,498
	FRANCE			2,399
	JAPAN			5,325
	REPUBLIC OF KOREA			4,774
8483908090	PARTS OF CLUTCHES, PULLEYS, UNIVERSAL JOINTS, ETC	X		3,945
	REPUBLIC OF KOREA			3,945
8484100000	GASKETS,METAL,2 OR MORE LAYERS,OR WITH OTHER MATL	X		206,515
	CHINA (TAIWAN)			20,289
	CHINA,PEOPLE'S REP.(MAINLAND)			10,938
	JAPAN			35,255
	MEXICO			49,379
	PERU			68,435
	REPUBLIC OF KOREA			2,830
	SWEDEN			16,127
	SWITZERLAND			3,262
8484900000	SETS OR ASSORTMENTS OF GASKETS AND SIMILAR JOINTS	NO	105,820	519,502
	CHINA (TAIWAN)		7,042	29,242
	GERMANY		60	7,255
	JAPAN		25,274	276,585
	PERU		14,667	95,672
	REPUBLIC OF KOREA		1,305	25,894
	SPAIN		57,472	84,854
8485100080	SHIPS' PROPELLERS AND BLADES, EXCEPT COPPER	X		6,102
	ITALY			3,472
	JAPAN			2,630
8485900080	MACHINERY PARTS,WITH/OUT ELECTRICAL FEATURES,NESOI	KG	355	7,079
	GERMANY		355	7,079
	ELECTRICAL MACHINERY AND EQUIPMENT AND PARTS THEREOF;SOUND RECORDERS AND REPRODUCERS,TELEVISION IMAGE AND SOUND RECORDERS AND REPRODUCERS, AND PARTS AND ACCESSORIES OF SUCH ARTICLES	TOTAL		494,672,782
8501104020	ELECTRIC MOTORS <18.65W, AC, NESOI	NO	14,035	247,060
	BRAZIL		111	3,192
	CANADA		120	8,099
	CHINA (TAIWAN)		13,804	235,769
8501104040	ELECTRIC MOTORS <18.65W, DC, BRUSHLESS, NESOI	NO	60,000	34,200
	CHINA,PEOPLE'S REP.(MAINLAND)		60,000	34,200
8501104060	ELECTRIC MOTORS <18.65 W, DC, O/T BSHLS, NESOI	NO	696,255	3,064,060
	AUSTRIA		14	5,010
	CHINA (TAIWAN)		1,834	29,557
	CHINA,PEOPLE'S REP.(MAINLAND)		633,800	432,534
	GERMANY		55,532	2,397,612
	JAPAN		1,769	100,572
	REPUBLIC OF KOREA		3,306	98,775
8501104080	ELECTRIC MOTORS UNDER 18.65 W, NESOI	NO	60,000	34,200
	CHINA,PEOPLE'S REP.(MAINLAND)		60,000	34,200
8501106060	ELEC MOTORS 18.65-37.5W DC, O/T BRUSHLESS	NO	416,345	455,121
	CHINA,PEOPLE'S REP.(MAINLAND)		415,000	393,900
	JAPAN		300	16,381
	REPUBLIC OF KOREA		1,045	44,840
8501106080	ELEC MOTORS 18.65-37.5W, NESOI	NO	134	22,859

TABLE - 2 IMPORTS INTO PUERTO RICO FROM FOREIGN COUNTRIES
BY COMMODITY AND COUNTRY OF ORIGIN-FISCAL YEAR 2001

COMM CODE	DESCRIPTION AND COUNTRY	UNIT	QUANTITY	VALUE - $
	SPAIN		134	22,859
8501202000	UNIVERSAL AC/DC ELEC MOTORS >37.5W BUT =< 74.6 W	NO	629	31,974
	GERMANY		600	26,870
	SPAIN		29	5,104
8501312000	DC MOTORS >37.5W BUT =< 74.6 W	NO	209	10,193
	JAPAN		209	10,193
8501314000	DC MOTORS >74.6 W BUT =< 735 W	NO	6,299	51,651
	HONG KONG		6,000	29,160
	ITALY		299	22,491
8501316000	DC MOTORS => 746 W BUT =< 750 W	NO	1	8,600
	JAPAN		1	8,600
8501322000	DC MOTORS > 750 W BUT =< 14.92 KW	NO	465	44,773
	CHINA (TAIWAN)		410	36,524
	ITALY		55	8,249
8501332080	DC MOTORS > 75 KW BUT < 149.2 KW, NESOI	NO	3	16,715
	FRANCE		3	16,715
8501336000	DC GENERATORS > 75W BUT =< 375 KW	NO	20	158,148
	SPAIN		20	158,148
8501402040	AC MOTOR, SINGLE-PHASE >37.5 W BUT =<74.6 W, NESOI	NO	1	2,576
	VENEZUELA		1	2,576
8501404040	AC MOTOR, SINGLE-PHASE >74.6 W BUT =<735 W, NESOI	NO	1,042	120,944
	BRAZIL		804	10,050
	CHINA,PEOPLE'S REP.(MAINLAND)		115	5,779
	JAPAN		105	3,910
	UNITED KINGDOM OF GT BRITAIN		18	101,205
8501406040	AC MOTOR, SINGLE-PHASE >735 W NESOI	NO	13,275	513,742
	SPAIN		30	3,619
	SWITZERLAND		13,245	510,123
8501516040	AC MOTOR, MULTI-PHASE, <746W BUT =<750 W NESOI	NO	1	2,442
	CANADA		1	2,442
8501524000	AC MOTORS MLT-PHS > 750W BUT =< 14.92 KW	NO	19	18,228
	HONG KONG		19	18,228
8501528040	AC MOTORS MLT-PHS >14.92KW BUT =< 75KW, NESOI	NO	5	17,789
	SPAIN		1	10,197
	SWEDEN		4	7,592
8501536000	AC MOTORS MULTI-PHASE, => 149.2 KW BUT =< 150 KW	NO	2	3,500
	SWEDEN		2	3,500
8501538040	AC MOTORS,MULTI-PHASE, > 150 KW BUT =< 373 KW	NO	363	1,634,450
	FRANCE		363	1,634,450
8501538060	AC MOTORS,MULTI-PHASE, > 373 KW	NO	8	776,863
	BRAZIL		3	421,800
	CANADA		1	347,156
	SWEDEN		1	2,773
	UNITED KINGDOM OF GT BRITAIN		3	5,134
8501610000	AC GENERATORS (ALTERNATORS) <=75 KVA OUTPUT	NO	218	732,735
	CHINA,PEOPLE'S REP.(MAINLAND)		101	104,972
	GERMANY		1	5,856
	ITALY		29	201,959
	PANAMA		47	225,300
	SPAIN		38	185,048
	SWEDEN		2	9,600
8501620000	AC GENERATORS (ALTERNATOR) > 75 KVA BUT =< 375KVA	NO	12	133,162
	SPAIN		12	133,162
8501640020	AC GENERATORS (ALTRS) >750 KVA BUT =< 10000 KVA	NO	1	5,432
	BELGIUM		1	5,432
8501640050	AC GENERATORS (ALTERNATORS) > 40000 KVA	NO	1	2,466
	GERMANY		1	2,466
8502110000	GENERATING SETS, ELC, DIESEL, =< 75KVA OUTPUT	NO	557	4,282,431
	FRANCE		10	66,960
	ITALY		34	122,820
	SPAIN		9	54,602
	UNITED KINGDOM OF GT BRITAIN		504	4,038,049
8502120000	GENERATING SETS, ELC, DIESEL, > 75KVA BUT =<375KVA	NO	293	2,309,500
	CHINA,PEOPLE'S REP.(MAINLAND)		86	86,000
	NETHERLANDS		1	31,709
	SPAIN		53	348,174

TABLE - 2 IMPORTS INTO PUERTO RICO FROM FOREIGN COUNTRIES
BY COMMODITY AND COUNTRY OF ORIGIN-FISCAL YEAR 2001

COMM CODE	DESCRIPTION AND COUNTRY	UNIT	QUANTITY	VALUE - $
	UNITED KINGDOM OF GT BRITAIN		153	1,843,617
8502130020	GENERATING SETS, ELC, DIESEL,>375KVA BUT =<1000KVA	NO	2	75,354
	UNITED KINGDOM OF GT BRITAIN		2	75,354
8502200080	GENERATING SETS, ELC, GASOLINE, > 5 KW	NO	79	573,193
	FRANCE		59	497,766
	JAPAN		15	46,427
	MEXICO		5	29,000
8502390000	GENERATING SETS, ELC, NESOI	NO	4,743	24,340,890
	GERMANY		4,743	24,340,890
8503006500	STATORS AND ROTORS FOR MTRS OF HEADING 8501, NESOI	X		40,274
	JAPAN			34,348
	UNITED KINGDOM OF GT BRITAIN			5,926
8503009520	PARTS OF MTRS O/T STATORS AND ROTORS UN18.65W,8501	X		146,024
	CANADA			8,813
	UNITED KINGDOM OF GT BRITAIN			137,211
8503009545	PARTS OF GENERATORS OTHER THAN COMMUTATORS	X		23,448
	CHINA,PEOPLE'S REP.(MAINLAND)			2,391
	GERMANY			5,000
	SPAIN			5,830
	UNITED KINGDOM OF GT BRITAIN			10,227
8503009560	OTHER PARTS FOR MACHINES IN 8501 AND 8502	X		239,858
	CANADA			34,013
	ITALY			2,189
	MEXICO			199,472
	UNITED KINGDOM OF GT BRITAIN			4,184
8504100000	BALLASTS FOR DISCHARGE LAMPS OR TUBES	NO	47,903	266,916
	BRAZIL		2,480	18,260
	CHINA,PEOPLE'S REP.(MAINLAND)		384	4,905
	MEXICO		45,039	243,751
8504210020	LIQUID DIELECTRIC TRANSFORMER =< 50 KVA	NO	660	706,899
	CANADA		654	561,689
	REPUBLIC OF KOREA		6	145,210
8504210040	LIQUID DIELECTRIC TRANSFORMER >50KVA BUT =<100KVA	NO	231	278,333
	CANADA		186	245,888
	UNITED KINGDOM OF GT BRITAIN		45	32,445
8504210060	LIQUID DIELECTRIC TRANSFORMER >100KVA BUT =<500KVA	NO	60	403,227
	CANADA		60	403,227
8504210080	LIQUID DIELECTRIC TRANSFORMER >500KVA BUT =<650KVA	NO	33	28,025
	MEXICO		33	28,025
8504220040	LIQUID DLCTC TRANSFORMERS >650KVA BUT =<2500 KVA	NO	1	310,000
	TOKELAU ISLANDS		1	310,000
8504230040	LIQUID DLCTC TRANSFORMER >10000 BUT =<100000 KVA	NO	4	1,306,060
	INDIA		4	1,306,060
8504230080	LIQUID DLCTC TRANSFORMER > 100,000 KVA	NO	1	1,575,624
	CANADA		1	1,575,624
8504312000	TRANSFORMERS, NESOI, UNRATED	NO	112,520	73,713
	CANADA		200	4,758
	CHINA,PEOPLE'S REP.(MAINLAND)		109,360	66,084
	HONG KONG		2,960	2,871
8504314035	TRANSFORMERS, NESOI, LESS THAN 40 VA	NO	2,968,296	51,739,118
	CHINA,PEOPLE'S REP.(MAINLAND)		11,500	5,175
	DOMINICAN REPUBLIC		2,188,359	51,231,232
	FRANCE		12	2,523
	HONG KONG		768,000	497,600
	THAILAND		425	2,588
8504314065	TRANSFORMERS, NESOI, => 40 VA BUT < 1 KVA	NO	713,025	822,869
	CHINA,PEOPLE'S REP.(MAINLAND)		637,751	683,536
	HONG KONG		75,082	77,926
	UNITED KINGDOM OF GT BRITAIN		192	61,407
8504316000	TRANSFORMERS, NESOI, RATED AT 1 KVA	NO	16,480	24,758
	FRANCE		12	2,523
	UNITED KINGDOM OF GT BRITAIN		16,468	22,235
8504320000	TRANSFORMERS, NESOI,> 1 KVA BUT =< 16 KVA	NO	21	16,490
	MEXICO		21	16,490
8504330020	TRANSFORMERS, NESOI, > 16 KVA BUT =< 50 KVA	NO	1,443	3,592,162
	MEXICO		709	611,146

TABLE - 2 IMPORTS INTO PUERTO RICO FROM FOREIGN COUNTRIES
BY COMMODITY AND COUNTRY OF ORIGIN-FISCAL YEAR 2001

COMM CODE	DESCRIPTION AND COUNTRY	UNIT	QUANTITY	VALUE - $
	REPUBLIC OF KOREA		733	2,977,643
	SWITZERLAND		1	3,373
8504330040	TRANSFORMERS, NESOI, > 50 KVA BUT =< 500 KVA	NO	2,753	1,050,966
	CHINA,PEOPLE'S REP.(MAINLAND)		2,000	18,058
	GERMANY		4	4,174
	MEXICO		647	782,254
	SPAIN		66	175,560
	SWEDEN		9	29,340
	VENEZUELA		27	41,580
8504340000	TRANSFORMERS, NESOI, > 500 KVA	NO	2	15,900
	MEXICO		2	15,900
8504406001	POWR SUPPLS FR INC INTO ADP MACH. OR UNITS, < 50W	NO	8,132	28,702
	CHINA (TAIWAN)		500	4,000
	GERMANY		7,502	18,936
	IRELAND		130	5,766
8504406018	POWR SUPPLS FR INC INTO ADP MACH/UNITS,EXCEED 500W	NO	7,147	340,170
	CHINA (TAIWAN)		2,745	125,806
	CHINA,PEOPLE'S REP.(MAINLAND)		4,400	206,360
	ITALY		2	8,004
8504407018	POWER SUPPLIES FOR ADP MACHINES, POWER EXCEED 500W	NO	6	5,124
	CHINA (TAIWAN)		6	5,124
8504408500	STATIC CONVERTERS FOR TELECOMMUNICATION APPARATUS	NO	15,131	379,694
	CHINA,PEOPLE'S REP.(MAINLAND)		1,000	11,500
	JAPAN		14,105	287,000
	MEXICO		4	13,156
	SPAIN		2	3,345
	SWEDEN		20	64,693
8504409510	POWER SUPPLIES (RECTIFIER) POWER OUTPUT < 50 W	NO	480,284	22,474,921
	DOMINICAN REPUBLIC		479,934	22,228,405
	GERMANY		1	6,928
	REPUBLIC OF KOREA		297	62,320
	SPAIN		52	177,268
8504409530	POWER SUPPLIES(RECTIFIER) OUTPUT >150 W BUT < 500W	NO	11	2,172
	CHINA (TAIWAN)		11	2,172
8504409540	POWER SUPPLIES (RECTIFIER TYPE) > 500 W	NO	2	6,450
	MALAYSIA		1	2,456
	SWITZERLAND		1	3,994
8504409550	RECTIFIERS OTHER THAN POWER SUPPLIES	X		8,984
	CANADA			2,199
	CHINA,PEOPLE'S REP.(MAINLAND)			6,785
8504409570	INVERTERS (STATIC CONVERTERS)	NO	12	82,127
	GERMANY		10	78,673
	UNITED KINGDOM OF GT BRITAIN		2	3,454
8504409580	STATIC CONVERTERS, NESOI	X		53,822
	CHINA (TAIWAN)			4,950
	DOMINICAN REPUBLIC			5,996
	FINLAND			6,037
	GERMANY			34,733
	SWEDEN			2,106
8504508000	OTHER INDUCTORS, NESOI	NO	109	296,655
	BRAZIL		1	5,796
	CANADA		8	99,059
	MEXICO		100	191,800
8504904000	OTH PARTS OF PWR SUPPLIES FOR ADP MACH	X		42,945
	CHINA (TAIWAN)			42,945
8504909510	FERRITES FOR TRANSFORMERS	NO	1,309,015	777,486
	CHINA (TAIWAN)		1,308,762	684,305
	DOMINICAN REPUBLIC		253	93,181
8504909540	TRANSFORMER PARTS	X		1,572,974
	CANADA			7,550
	CHINA (TAIWAN)			1,190,116
	MEXICO			98,455
	NORWAY			44,110
	REPUBLIC OF KOREA			5,954
	UNITED KINGDOM OF GT BRITAIN			226,789
8504909550	PARTS OF STATIC CONVERTERS	X		6,120,265

TABLE - 2 IMPORTS INTO PUERTO RICO FROM FOREIGN COUNTRIES
BY COMMODITY AND COUNTRY OF ORIGIN-FISCAL YEAR 2001

COMM CODE	DESCRIPTION AND COUNTRY	UNIT	QUANTITY	VALUE - $
	DOMINICAN REPUBLIC			6,120,265
8505190000	PERMANENT MAGNETS MADE OF MATERIALS O/T METAL	NO	146,830	41,984
	CHINA (TAIWAN)		350	2,221
	CHINA,PEOPLE'S REP.(MAINLAND)		146,480	39,763
8505200000	ELECTROMAGNETIC COUPLINGS, CLUTCHES AND BRAKES	X		4,459
	JAPAN			4,459
8506100000	PRIMARY BATTERIES, MANGANESE DIOXIDE	NO	696,024	194,526
	CHINA,PEOPLE'S REP.(MAINLAND)		66,528	17,409
	INDONESIA		538,776	151,287
	SINGAPORE		90,720	25,830
8506500000	PRIMARY BATTERIES, LITHIUM	NO	1,740	53,663
	JAPAN		1,740	53,663
8506800000	PRIMARY BATTERIES, NESOI	NO	1,805,036	169,179
	CHINA,PEOPLE'S REP.(MAINLAND)		1,759,568	138,377
	INDONESIA		31,442	9,622
	JAPAN		3,456	2,188
	MALAYSIA		4,320	2,920
	REPUBLIC OF KOREA		6,000	6,000
	SINGAPORE		250	10,072
8507100060	BATTERIES, LEAD-ACID, PISTON ENGINE, 12V, > 6 KG	NO	166,954	2,567,420
	BRAZIL		138,772	1,925,806
	GERMANY		10	34,138
	MEXICO		13,161	312,916
	REPUBLIC OF KOREA		15,011	294,560
8507100090	BATTERIES, LEAD-ACID, PISTON ENGINE, O/T 12 V	NO	34,079	722,839
	BRAZIL		15,840	200,757
	MEXICO		10,231	338,170
	REPUBLIC OF KOREA		4,952	125,071
	SPAIN		3,056	58,841
8507208030	LEAD ACID STORAGE BATTERIES, 6 VOLT, NESOI	NO	1,000	2,700
	HONG KONG		1,000	2,700
8507208040	LEAD ACID STORAGE BATTERIES, 12 VOLT, NESOI	NO	68	2,500
	REPUBLIC OF KOREA		68	2,500
8507308010	NICKEL CADMIUM STORAGE BATTERIES, SEALED	NO	6,070	196,397
	CHINA,PEOPLE'S REP.(MAINLAND)		1,800	19,998
	JAPAN		2,028	34,085
	SINGAPORE		2,242	142,314
8507804000	OTHER STORAGE BATTERIES AS ELEC POWER FOR 8703.90	NO	1,200	22,873
	JAPAN		1,200	22,873
8507808000	OTHER STORAGE BATTERIES, NESOI	NO	8,769	246,127
	CHINA (TAIWAN)		1,799	77,079
	CHINA,PEOPLE'S REP.(MAINLAND)		3,400	21,040
	DOMINICAN REPUBLIC		570	7,560
	JAPAN		2,940	61,366
	POLAND		60	79,082
8507908000	PARTS FOR STORAGE BATTERIES(EXCEPT LEAD ACID TYPE)	X		163,886
	SPAIN			163,886
8508100010	ELECTRIC HAND DRILLS, ROTARY, BATTERY POWERED	NO	113	2,872
	CHINA,PEOPLE'S REP.(MAINLAND)		113	2,872
8508100050	ELECTRIC HAND DRILLS, ROTARY, CHUCK => 12.7 MM, AC	NO	3,527	69,688
	BRAZIL		300	12,411
	CHINA (TAIWAN)		600	8,108
	CHINA,PEOPLE'S REP.(MAINLAND)		1,640	21,421
	GERMANY		24	15,104
	ITALY		963	12,644
8508100070	ELECTRIC HAND DRILLS OTHER THAN ROTARY	NO	4,817	66,662
	AUSTRIA		1	5,060
	CHINA (TAIWAN)		92	2,841
	CHINA,PEOPLE'S REP.(MAINLAND)		4,688	55,595
	ITALY		36	3,166
8508200020	ELECTRIC HAND SAWS, CIRCULAR TYPE	NO	1,069	38,024
	CHINA (TAIWAN)		185	8,975
	CHINA,PEOPLE'S REP.(MAINLAND)		840	19,385
	ITALY		44	9,664
8508200070	ELECTRIC HAND SAWS, RECIPROCATING AND JIG TYPES	NO	500	5,150
	CHINA,PEOPLE'S REP.(MAINLAND)		500	5,150

TABLE - 2 IMPORTS INTO PUERTO RICO FROM FOREIGN COUNTRIES
BY COMMODITY AND COUNTRY OF ORIGIN-FISCAL YEAR 2001

COMM CODE	DESCRIPTION AND COUNTRY	UNIT	QUANTITY	VALUE - $
8508200090	ELECTRIC HAND SAWS, NESOI	NO	370	14,686
	CHINA (TAIWAN)		110	10,116
	CHINA,PEOPLE'S REP.(MAINLAND)		260	4,570
8508800010	ELECTRIC HAND ANGLE GRINDERS, SANDERS & POLISHERS	NO	3,230	55,998
	CHINA (TAIWAN)		100	2,200
	CHINA,PEOPLE'S REP.(MAINLAND)		3,020	50,748
	ITALY		110	3,050
8508800035	ELECTRIC HAND GRINDERS, POLISHERS, SANDERS, NESOI	NO	1,542	29,380
	CHINA,PEOPLE'S REP.(MAINLAND)		1,538	20,714
	SLOVENIA		4	8,666
8508800040	ELECTRIC HAND SCREWDRIVERS, NUT-RUNNERS, IMPACT WR	NO	2,868	66,189
	CHINA,PEOPLE'S REP.(MAINLAND)		2,868	66,189
8508800080	ELECTROPNEUMATIC HAND ROTARY & PERCUSSION HAMMERS	NO	180	7,938
	CHINA,PEOPLE'S REP.(MAINLAND)		180	7,938
8508800090	OTHER ELECTROMECHANICAL HAND TOOLS	NO	3,096	33,473
	CHINA,PEOPLE'S REP.(MAINLAND)		2,022	26,457
	ITALY		1,065	4,877
	SPAIN		9	2,139
8508908000	ELECTROMECHANICAL HAND TOOL PARTS, NESOI	X		47,845
	BRAZIL			18,100
	DENMARK			21,798
	SPAIN			7,947
8509100030	ELECTRIC DOMESTIC VACUUM CLEANERS, CANISTER/TANK	NO	175	13,520
	ITALY		175	13,520
8509100080	ELECTRIC DOMESTIC VACUUM CLEANERS, WGT>5KG, NESOI	NO	804	250,904
	ITALY		54	17,504
	MEXICO		750	233,400
8509400015	FOOD BLENDERS,DOMESTIC	NO	53,857	547,020
	CHINA,PEOPLE'S REP.(MAINLAND)		28,896	232,551
	COLOMBIA		720	11,880
	MEXICO		24,241	302,589
8509400025	ELECTRIC DOMESTIC FOOD MIXERS,EXCEPT BLENDERS	NO	4,880	32,920
	CHINA,PEOPLE'S REP.(MAINLAND)		4,880	32,920
8509400030	ELECTRIC DOMESTIC JUICE EXTRACTORS	NO	18,324	56,618
	CHINA,PEOPLE'S REP.(MAINLAND)		18,324	56,618
8509400040	ELECTRIC DOMESTIC FOOD GRINDERS AND PROCESSORS	NO	23,079	105,978
	CHINA,PEOPLE'S REP.(MAINLAND)		23,000	94,220
	ITALY		14	4,580
	SPAIN		65	7,178
8509800040	ELECTRIC DOMESTIC CAN OPENERS INCL COMBINATION UNI	NO	13,646	58,327
	CHINA,PEOPLE'S REP.(MAINLAND)		13,646	58,327
8509800045	ELECTRIC TOOTHBRUSHES	NO	1,200	3,132
	CHINA,PEOPLE'S REP.(MAINLAND)		1,200	3,132
8509800095	OTHER ELECTROMECHANICAL DOMESTIC APPLIANCES	NO	6,458	20,020
	GERMANY		6,458	20,020
8509905500	ELECTRIC DOMESTIC APPLIANCE PARTS, NESOI	X		2,472
	ITALY			2,472
8510100000	ELECTRIC SHAVERS	NO	7,062	35,096
	CHINA,PEOPLE'S REP.(MAINLAND)		6,978	30,951
	JAPAN		84	4,145
8510200000	ELECTRIC HAIR CLIPPERS	NO	18,000	57,457
	CHINA,PEOPLE'S REP.(MAINLAND)		18,000	57,457
8511100000	INTERNAL COMBUSTION ENGINE SPARK PLUGS	HUN	39,213	3,398,690
	CHINA,PEOPLE'S REP.(MAINLAND)		578	20,149
	FRANCE		6,586	433,639
	JAPAN		30,150	2,805,785
	MEXICO		1,897	137,110
	REPUBLIC OF KOREA		2	2,007
8511300040	INTERNAL COMBUSTION ENGINE DISTRIBUTORS	NO	283	24,302
	JAPAN		210	19,664
	REPUBLIC OF KOREA		73	4,638
8511300080	INTERNAL COMBUSTION ENGINE IGNITION COILS	NO	2,108	72,543
	CHINA (TAIWAN)		396	3,530
	JAPAN		909	44,315
	REPUBLIC OF KOREA		803	24,698
8511400000	INTERNAL COMBUSTION ENGINE STARTER MOTORS	NO	907	101,269

TABLE - 2 IMPORTS INTO PUERTO RICO FROM FOREIGN COUNTRIES
BY COMMODITY AND COUNTRY OF ORIGIN-FISCAL YEAR 2001

COMM CODE	DESCRIPTION AND COUNTRY	UNIT	QUANTITY	VALUE - $
	JAPAN		106	15,312
	REPUBLIC OF KOREA		800	73,478
	UNITED KINGDOM OF GT BRITAIN		1	12,479
8511500000	INTERNAL COMBUSTION ENGINE GENERATORS,NESOI	NO	10,645	277,621
	CHINA (TAIWAN)		101	2,517
	CHINA,PEOPLE'S REP.(MAINLAND)		8,922	75,059
	JAPAN		1,200	166,503
	REPUBLIC OF KOREA		420	22,576
	SPAIN		2	10,966
8511802000	INTERNAL COMBUSTION ENGINE VOLTAGE REG,6, 12, 24 V	NO	9,031	45,327
	CHINA (TAIWAN)		2,726	11,066
	CHINA,PEOPLE'S REP.(MAINLAND)		4,000	8,998
	JAPAN		2,305	25,263
8511804000	INTERNAL COMBUSTION ENGINE VOLTAGE REG,	NO	20	5,300
	BRAZIL		20	5,300
8511806000	OTHER INTERNAL COMBUSTION ENGINE IGNITION EQUIPMNT	X		12,462
	CHINA (TAIWAN)			7,323
	JAPAN			5,139
8511904000	PARTS FOR INTERNAL COMBUSTION ENGINE VLG RGL > 24V	X		120,966
	HONG KONG			120,966
8511906020	PARTS FOR INTERNAL COMBUSTION ENGINE DSTBR POINTS	NO	5,500	2,909
	CHINA,PEOPLE'S REP.(MAINLAND)		5,500	2,909
8511906040	OTHER PARTS FOR INTERNAL COMBUSTION ENGINE IGNITIO	X		11,494,527
	BRAZIL			15,268
	CANADA			6,980
	CHINA (TAIWAN)			69,973
	CHINA,PEOPLE'S REP.(MAINLAND)			4,493
	DOMINICAN REPUBLIC			11,183,912
	JAPAN			201,042
	REPUBLIC OF KOREA			12,859
8512102000	BICYCLE LIGHTING EQUIPMENT	X		4,851
	CHINA (TAIWAN)			4,851
8512104000	BICYCLE VISUAL SIGNALLING EQUIPMENT	X		2,217
	CHINA (TAIWAN)			2,217
8512202040	LIGHTG.EQUIP. 8701.20,8702,8703,8704,8705 OR 8711	X		1,087,742
	CHINA (TAIWAN)			514,992
	FRANCE			34,787
	GERMANY			2,936
	JAPAN			276,705
	REPUBLIC OF KOREA			258,322
8512204040	VIS SIG. EQUIP. 8701.20,8702,8703,8704,8705,OR8711	X		799,340
	CHINA (TAIWAN)			327,498
	CHINA,PEOPLE'S REP.(MAINLAND)			8,319
	GERMANY			13,943
	JAPAN			361,234
	REPUBLIC OF KOREA			81,705
	SPAIN			2,429
	UNITED KINGDOM OF GT BRITAIN			4,212
8512204080	VISUAL SIGNALING EQUIPMENT FOR VEHICLES, NESOI	X		2,440
	GERMANY			2,440
8512300020	MOTOR VEHICLE HORNS	X		111,561
	CHINA (TAIWAN)			100,894
	ITALY			10,667
8512300040	MOTOR VEHICLE SOUND SIGNALING EQUIP EXCEPT HORNS	X		34,413
	CHINA (TAIWAN)			5,846
	FINLAND			3,500
	ITALY			4,938
	SPAIN			20,129
8512404000	MOTOR VEHICLE WINDSHIELD WIPERS	X		9,594
	CHINA (TAIWAN)			9,594
8512906000	MOTOR VEHICLE LIGHTING EQUIPMENT PARTS	X		16,172
	JAPAN			3,258
	MEXICO			12,914
8512909000	PARTS OF WINDSHIELD WIPERS	X		25,649
	CHINA (TAIWAN)			9,345
	CHINA,PEOPLE'S REP.(MAINLAND)			6,960

TABLE - 2 IMPORTS INTO PUERTO RICO FROM FOREIGN COUNTRIES
BY COMMODITY AND COUNTRY OF ORIGIN-FISCAL YEAR 2001

COMM CODE	DESCRIPTION AND COUNTRY	UNIT	QUANTITY	VALUE - $
	SPAIN			9,344
8513102000	FLASHLIGHTS	NO	11,440	39,442
	CHINA,PEOPLE'S REP.(MAINLAND)		11,440	39,442
8513104000	PORTABLE ELECTRIC LAMPS (EXCEPT FLASHLIGHTS)	NO	147,103	107,780
	CHINA (TAIWAN)		353	13,498
	CHINA,PEOPLE'S REP.(MAINLAND)		125,390	68,324
	HONG KONG		14,400	16,562
	REPUBLIC OF KOREA		6,960	9,396
8513904000	PARTS FOR PORTABLE ELEC LAMPS, (EXCEPT FLASHLIGHT)	X		5,135
	CHINA,PEOPLE'S REP.(MAINLAND)			5,135
8514100000	INDUSTRIAL, LABORATORY FURNACES, OVENS, RESISTANCE	NO	13	28,846
	GERMANY		5	13,259
	UNITED KINGDOM OF GT BRITAIN		8	15,587
8514200000	INDUSTRIAL, LABORATORY FURNACES, OVENS, INDN, DLTC	NO	3	43,010
	GERMANY		1	38,867
	UNITED KINGDOM OF GT BRITAIN		2	4,143
8514308000	INDUSTRIAL OR LABORATORY FURNACES AND OVENS, NESOI	NO	9	191,514
	CANADA		1	146,035
	GERMANY		7	17,114
	MEXICO		1	28,365
8514900000	PARTS FOR IND, LAB FURNACES,OVENS OR HEATING EQUIP	X		36,666
	BELGIUM			34,388
	FRANCE			2,278
8515110000	SOLDERING IRONS AND GUNS, ELECTRIC	NO	23	6,710
	FRANCE		20	2,620
	SPAIN		3	4,090
8515190000	BRAZING OR SOLDERING MACHINES, NESOI	NO	363	176,521
	ITALY		1	2,049
	MEXICO		355	101,088
	NETHERLANDS		6	47,908
	UNITED KINGDOM OF GT BRITAIN		1	25,476
8515390040	ELECTRIC WELDERS, ARC, NESOI, NON-ROTATING	NO	215	19,034
	MEXICO		215	19,034
8515800080	ELEC WELDING MACHINES,NESOI; METAL SPRAYING EQ	NO	2	556,870
	GERMANY		1	540,870
	IRELAND		1	16,000
8515903000	PARTS OF WELDING MACHINES AND APPARATUS, NESOI	X		1,564,886
	GERMANY			67,276
	MEXICO			116,872
	SWITZERLAND			1,380,738
8515904000	PARTS OF BRAZING AND SOLDERING EQUIP	X		33,418
	GERMANY			28,520
	SINGAPORE			4,898
8516100040	ELECTRIC STORAGE WATER HEATERS	NO	3,510	208,175
	UNITED KINGDOM OF GT BRITAIN		3,510	208,175
8516100080	ELECTRIC WATER HEATERS, NESOI, AND IMMERSION HEATE	NO	23,003	149,192
	COLOMBIA		3,000	20,400
	UNITED KINGDOM OF GT BRITAIN		75	4,768
	VENEZUELA		19,928	124,024
8516290090	OTHER ELECTRIC SPACE & SOIL HEATING APPARATUS	X		3,920
	MEXICO			3,920
8516310000	ELECTRIC HAIR DRYERS	NO	36,960	493,853
	CHINA,PEOPLE'S REP.(MAINLAND)		2,030	24,788
	GERMANY		14	5,255
	HONG KONG		8,000	25,580
	ITALY		25,916	423,730
	SPAIN		1,000	14,500
8516320020	ELECTRIC HAIR CURLERS	NO	144	3,000
	SPAIN		144	3,000
8516320040	ELECTROTHERMIC HAIRDRESSING APPARATUS, NESOI	X		2,050
	ITALY			2,050
8516402000	ELECTRIC FLATIRONS, TRAVEL TYPE	NO	970	10,592
	MEXICO		970	10,592
8516404000	ELECTRIC FLATIRONS, NESOI	NO	78,216	568,241
	CHINA,PEOPLE'S REP.(MAINLAND)		24,672	124,744
	COLOMBIA		1,860	13,950

TABLE - 2 IMPORTS INTO PUERTO RICO FROM FOREIGN COUNTRIES
BY COMMODITY AND COUNTRY OF ORIGIN-FISCAL YEAR 2001

COMM CODE	DESCRIPTION AND COUNTRY	UNIT	QUANTITY	VALUE - $
	MEXICO		51,684	429,547
8516500030	MICROWAVE OVENS HAVING CAPACITY <=22.5 LITERS	NO	5,627	261,167
	CHINA,PEOPLE'S REP.(MAINLAND)		2,652	121,512
	MALAYSIA		811	40,323
	REPUBLIC OF KOREA		2,164	99,332
8516500060	MICROWAVE OVENS HAVING CAPACITY >22.5L <=31.0L	NO	22,071	1,542,855
	CHINA,PEOPLE'S REP.(MAINLAND)		13,858	827,397
	JAPAN		1,550	401,967
	REPUBLIC OF KOREA		365	22,886
	THAILAND		6,298	290,605
8516500090	MICROWAVE OVENS HAVING CAPACITY >31.0 LITERS	NO	6,099	403,344
	CHINA,PEOPLE'S REP.(MAINLAND)		5,684	367,648
	JAPAN		50	12,810
	REPUBLIC OF KOREA		365	22,886
8516604060	ELECTRIC COOKING STOVES AND MICROWAVE OVEN COMBINA	NO	320	78,865
	JAPAN		320	78,865
8516604070	ELEC COOK STOVES,RANG & OV,PORT,EXC MICROWAVE COMB	NO	12,541	160,472
	CHINA,PEOPLE'S REP.(MAINLAND)		10,932	95,496
	COLOMBIA		768	13,811
	COSTA RICA		388	46,172
	ITALY		453	4,993
8516604080	ELECTRIC COOKING STOVES, RANGES & OVENS, NESOI	NO	10,158	325,304
	CHINA,PEOPLE'S REP.(MAINLAND)		5,502	62,943
	COSTA RICA		1,228	148,460
	MEXICO		3,427	106,126
	SPAIN		1	7,775
8516606000	COOKING APPARATUS, ELECTRIC; GRILLERS,ROASTERS,ETC	NO	7,785	162,698
	BRAZIL		378	64,783
	CHINA,PEOPLE'S REP.(MAINLAND)		6,000	59,616
	INDIA		1,300	19,292
	ITALY		107	19,007
8516710020	AUTOMATIC DRIP & PUMP TYPE ELECTRIC COFFEE MAKERS	NO	7,280	45,222
	CHINA,PEOPLE'S REP.(MAINLAND)		7,274	39,661
	ITALY		6	5,561
8516710040	PERCOLATOR TYPE COFFEE MAKERS,DOMESTIC	NO	7,008	25,404
	ITALY		7,008	25,404
8516710060	ELECTRIC COFFEE MAKERS,NESOI, DOMESTIC	NO	12,276	163,184
	CHINA,PEOPLE'S REP.(MAINLAND)		11,327	109,825
	ITALY		159	30,543
	MEXICO		790	22,816
8516710080	ELECTRIC TEA MAKERS,DOMESTIC	NO	6,219	28,450
	CHINA,PEOPLE'S REP.(MAINLAND)		6,204	25,437
	ITALY		15	3,013
8516720000	ELECTRIC TOASTERS	NO	39,904	202,479
	CHINA,PEOPLE'S REP.(MAINLAND)		39,904	202,479
8516790000	OTHER ELECTROTHERMIC APPLIANCES, DOMESTIC	NO	49,312	364,248
	BRAZIL		9,005	58,550
	CHINA (TAIWAN)		3,600	3,600
	CHINA,PEOPLE'S REP.(MAINLAND)		35,581	277,236
	GERMANY		26	8,460
	INDIA		1,100	16,402
8516808000	ELECTRIC HEATING RESISTORS, NESOI	X		5,270
	FRANCE			2,770
	SPAIN			2,500
8516900500	PARTS OF HEATING APPARATUS IN 8516.10, .21, .29	X		129,701
	CHINA (TAIWAN)			79,020
	ITALY			11,962
	SWITZERLAND			18,500
	UNITED KINGDOM OF GT BRITAIN			20,219
8516908000	PARTS OF ELECTRIC COOKING STOVES, RANGES AND OVENS	X		2,734
	BRAZIL			2,734
8516909000	PARTS OF ELECTROTHERMIC APPARATUS, NESOI	X		51,157
	ITALY			51,157
8517110000	LINE TELEPHONE SETS WITH CORDLESS HANDSETS	NO	18,438	1,116,314
	JAPAN		5,445	459,048
	MALAYSIA		12,993	657,266

TABLE - 2 IMPORTS INTO PUERTO RICO FROM FOREIGN COUNTRIES
BY COMMODITY AND COUNTRY OF ORIGIN-FISCAL YEAR 2001

COMM CODE	DESCRIPTION AND COUNTRY	UNIT	QUANTITY	VALUE - $
8517194000	VIDEOPHONES	NO	1	3,734
	THAILAND		1	3,734
8517198040	TELEPHONE SETS, ONE LINE, NO FEATURES, O/T TONE	NO	4,680	15,304
	CHINA,PEOPLE'S REP.(MAINLAND)		4,680	15,304
8517198070	TELEPHONE SETS, ONE LINE, W/SPECIAL FEATURES,NESOI	NO	8,865	851,787
	BRAZIL		4,065	838,347
	CHINA,PEOPLE'S REP.(MAINLAND)		4,800	13,440
8517210000	FACSIMILE MACHINES	NO	8,162	778,025
	CHINA,PEOPLE'S REP.(MAINLAND)		2,932	309,205
	JAPAN		98	46,975
	MALAYSIA		4,928	385,324
	PHILIPPINES		12	6,185
	THAILAND		192	30,336
8517301500	CENTRAL OFFICE SWITCHING APPARATUS	NO	113	206,920
	CANADA		113	206,920
8517302000	PRIVATE BRANCH EXCHANGE SWITCHING APPARATUS	NO	23	9,290
	CANADA		23	9,290
8517501000	MODEMS OF A KIND USED WITH DATA PRCSG MCH OF 8471	NO	1,042	210,860
	MALAYSIA		494	7,249
	MEXICO		31	124,382
	NETHERLANDS		417	75,378
	UNITED KINGDOM OF GT BRITAIN		100	3,851
8517505000	CARRIER-CURRENT LINE SYSTEM APPARATUS, TELEPHONIC	X		272,385
	CHINA,PEOPLE'S REP.(MAINLAND)			58,627
	GERMANY			213,758
8517509000	TELEGRAPHIC FOR DIGITAL LINE SYSTEMS	X		20,963
	CANADA			20,963
8517801020	TELEPHONIC APPARATUS, NESOI	X		90,678
	CANADA			18,897
	DENMARK			28,500
	GERMANY			43,281
8517900800	PARTS OF FACSIMILE MACHINES, NESOI	X		4,634
	JAPAN			4,634
8517901200	PTS OF TELEPHONE SETS INCORP PRINTED CIRCUIT ASSEM	X		3,524,084
	COSTA RICA			3,468,813
	HONG KONG			55,271
8517902400	PTS FR TELPHONE SWITCH,TERMINAL APP INC PC ASSEMB	X		9,834,542
	CHINA,PEOPLE'S REP.(MAINLAND)			414,022
	ISRAEL			247,339
	SWEDEN			9,173,181
8517902600	PTS OF TELEGRAPHIC SWITCHING APPARATUS INC PC ASMB	X		2,945
	CANADA			2,945
8517903200	PTS OF ART OF 8517.20,8517.30, 8517.40.50, 8517.81	X		6,741
	ISRAEL			4,221
	UNITED KINGDOM OF GT BRITAIN			2,520
8517903400	PTS OF TELEPHONE,TELEGRAPH SWITCH APPA INC PC ASSM	X		14,616
	CANADA			14,616
8517903600	PC ASSEMB FOR TELEHONE SWIT,TERM APPA O/T TEL SETS	X		28,155
	CANADA			17,300
	SWEDEN			10,855
8517903800	PC ASSEMBLIES FOR TELEPHONIC APPARATUS, NESOI	X		5,204
	CANADA			3,183
	SPAIN			2,021
8517904400	PRINTED CIRCUIT ASSEMBLIES FOR TELEGRAPHIC APPARAT	X		40,792
	CANADA			40,792
8517906400	PARTS OF TELEPHONIC APPARATUS, NESOI	X		2,929,877
	CANADA			40,231
	COSTA RICA			2,577,987
	GERMANY			99,873
	ISRAEL			209,266
	UNITED KINGDOM OF GT BRITAIN			2,520
8517906600	PARTS OF TELEGRAPHIC APPARATUS, NESOI	X		13,369
	CANADA			13,369
8518108030	MICROPHONES, NESOI	NO	1,863	15,626
	CHINA,PEOPLE'S REP.(MAINLAND)		1,151	5,318
	GERMANY		712	10,308

TABLE - 2 IMPORTS INTO PUERTO RICO FROM FOREIGN COUNTRIES
BY COMMODITY AND COUNTRY OF ORIGIN-FISCAL YEAR 2001

COMM CODE	DESCRIPTION AND COUNTRY	UNIT	QUANTITY	VALUE - $
8518108040	STANDS FOR MICROPHONES	X		10,390
	CHINA,PEOPLE'S REP.(MAINLAND)			10,390
8518210000	SINGLE LOUDSPEAKERS, MOUNTED IN THEIR ENCLOSURES	NO	1,742	60,373
	CHINA,PEOPLE'S REP.(MAINLAND)		1,450	41,157
	SPAIN		12	9,068
	THAILAND		280	10,148
8518220000	MULTIPLE LOUDSPEAKERS,MOUNTED IN SAME ENCLOSURE	NO	2,429	83,601
	CHINA (TAIWAN)		426	5,904
	CHINA,PEOPLE'S REP.(MAINLAND)		1,190	25,863
	GERMANY		3	13,260
	JAPAN		100	10,395
	MALAYSIA		160	12,392
	SINGAPORE		60	2,028
	THAILAND		490	13,759
8518298000	LOUDSPEAKERS,WHETH OR NOT ENCLOSURES MOUNTED,NESOI	NO	53,430	611,881
	CANADA		2	3,230
	CHINA (TAIWAN)		32,978	146,963
	CHINA,PEOPLE'S REP.(MAINLAND)		8,544	224,771
	HONG KONG		6,600	31,200
	JAPAN		2,280	100,215
	MALAYSIA		17	3,514
	MEXICO		2,606	87,272
	REPUBLIC OF KOREA		249	3,187
	SINGAPORE		150	8,815
	UNITED KINGDOM OF GT BRITAIN		4	2,714
8518302000	OTHER HEADPHONES,EARPHONES, MICROPHONE/SPEAKER	NO	2,905	22,448
	BRAZIL		500	15,000
	CHINA,PEOPLE'S REP.(MAINLAND)		2,405	7,448
8518402000	AUDIO FREQUENCY ELECTRIC AMPLIFIERS, NESOI	NO	1,851	171,416
	CHINA (TAIWAN)		42	14,532
	CHINA,PEOPLE'S REP.(MAINLAND)		267	40,731
	GERMANY		292	40,545
	JAPAN		30	3,107
	MALAYSIA		1,068	56,638
	MEXICO		152	15,863
8518500000	ELECTRIC SOUND AMPLIFIER SETS	NO	35,819	420,949
	CHINA (TAIWAN)		23,475	100,834
	CHINA,PEOPLE'S REP.(MAINLAND)		11,444	230,940
	MALAYSIA		648	33,370
	REPUBLIC OF KOREA		52	7,104
	THAILAND		4	13,888
	UNITED KINGDOM OF GT BRITAIN		196	34,813
8518908000	PARTS OF MICROPHONES,LOUDSPEAKERS,AMPLIFIERS,NESOI	X		3,603,646
	CHINA (TAIWAN)			3,343,860
	CHINA,PEOPLE'S REP.(MAINLAND)			168,774
	HONG KONG			22,297
	JAPAN			12,735
	MALAYSIA			9,787
	THAILAND			4,891
	UNITED KINGDOM OF GT BRITAIN			41,302
8519390020	TURNTABLES WITH AUTOMATIC TONE ARM OPERATION,NESOI	NO	65	6,120
	JAPAN		65	6,120
8519390040	TURNTABLES, NESOI	NO	80	6,076
	JAPAN		80	6,076
8519938080	CASSETTE TAPE PLAYERS, NESOI	NO	694	16,852
	CHINA (TAIWAN)		138	3,573
	CHINA,PEOPLE'S REP.(MAINLAND)		540	3,175
	SPAIN		16	10,104
8519990045	OPTICAL DISC (INCLUIDING COMPACT DISC) PLAYERS	NO	22,807	1,232,961
	CHINA,PEOPLE'S REP.(MAINLAND)		3,969	129,874
	GERMANY		19	63,500
	JAPAN		14,512	653,472
	MALAYSIA		520	46,174
	REPUBLIC OF KOREA		472	54,783
	SINGAPORE		2,888	236,374
	THAILAND		427	48,784

TABLE - 2 IMPORTS INTO PUERTO RICO FROM FOREIGN COUNTRIES
BY COMMODITY AND COUNTRY OF ORIGIN-FISCAL YEAR 2001

COMM CODE	DESCRIPTION AND COUNTRY	UNIT	QUANTITY	VALUE - $
8519990060	DELECTRIC SOUND REPRODUCING APPARATUS, NESOI	NO	560	50,936
	CHINA (TAIWAN)		94	39,990
	JAPAN		466	10,946
8520100000	DICTATING MACHINES REQUIRING EXTERNAL POWER SOURCE	NO	1,496	71,666
	JAPAN		1,496	71,666
8520200040	ANNOUNCE AND RECORD TELEPHONE ANSWERING MACHINES	NO	210	6,646
	MALAYSIA		210	6,646
8520330020	CASSETTE TAPE RECORDER/PLAYERS, MICROCASSETTE TYPE	NO	758	19,237
	JAPAN		758	19,237
8520330040	CASSETTE TAPE RECORDER/PLAYERS, STEREO, AC ONLY	NO	819	17,223
	CHINA (TAIWAN)		384	6,589
	CHINA,PEOPLE'S REP.(MAINLAND)		360	4,745
	SINGAPORE		75	5,889
8520330060	CASSETTE TAPE RECORDER/PLAYERS, AC ONLY,NESOI	NO	20	2,321
	JAPAN		20	2,321
8520330090	CASSETTE TAPE RECORDER/PLAYERS, NESOI	NO	1,058	40,217
	CHINA,PEOPLE'S REP.(MAINLAND)		180	2,372
	JAPAN		878	37,845
8520900080	OTHER MAGNETIC SOUND RECORDING OR REPRODUCING EQUI	NO	2,077	68,927
	JAPAN		103	11,494
	MEXICO		1,973	7,433
	UNITED KINGDOM OF GT BRITAIN		1	50,000
8521106000	VIDEO CASSETTE & CARTRIDGE RECORDER/PLAYERS, COLOR	NO	40,942	2,722,982
	CHINA,PEOPLE'S REP.(MAINLAND)		7,220	479,139
	INDONESIA		10,016	597,388
	JAPAN		19,376	1,298,902
	MALAYSIA		4,300	344,741
	MEXICO		30	2,812
8521109000	VIDEO TAPE RECORDING OR PLAYING EQUIP,EXC COLOR	NO	1,900	296,082
	MALAYSIA		1,900	296,082
8521900000	VIDEO RECORDING OR REPRODUCING APPARATUS EXC TAPE	NO	29,729	5,230,590
	CHINA,PEOPLE'S REP.(MAINLAND)		700	85,960
	JAPAN		14,970	3,135,119
	MALAYSIA		12,563	1,732,601
	SINGAPORE		1,496	276,910
8522907580	PARTS, NESOI, FOR RECORDERS AND REPRODUCERS, NESOI	X		3,025
	JAPAN			3,025
8523110000	UNRECORDED MAGNETIC TAPE =< 4 MM WIDTH	NO	600	2,180
	MEXICO		600	2,180
8523120010	UNRECORDED MAGNETIC TAPE > 4 BUT =< 6.5MM, CARTRID	NO	118	6,509
	GERMANY		118	6,509
8523120020	UNRECORDED MAGNETIC TAPE >4 & =<6.5MM, AUDIO,NESOI	X		3,423
	JAPAN			3,423
8523120040	UNRECORDED MAGNETIC TAPE >4 & =<6.5MM, VIDEO	X		60,728
	JAPAN			60,728
8523120060	UNRECORDED MAGNETIC TAPE, >4 MM BUT =<6.5 MM,NESOI	X		17,783
	JAPAN			17,783
8523130040	UNRECORDED MAGNETIC TAPE >6.5MM, VIDEO, CASSETTE	NO	18,000	28,382
	JAPAN		18,000	28,382
8523200000	UNRECORDED MAGNETIC DISCS	NO	11,600	4,222
	GERMANY		11,600	4,222
8523300000	CARDS INCORPORATING A MAGNETIC STRIPE	NO	5,005	11,611
	SPAIN		5,005	11,611
8524310030	DISCS FOR LASER READING SYSTEMS,FOR REPROD PHENOME	NO	26,734	299,227
	ISRAEL		281	15,217
	MEXICO		7,510	22,111
	PERU		6,000	6,000
	SPAIN		12,943	255,899
8524310070	DISCS FOR LASER READING SYSTEMS,FOR REPROD PHENOME	NO	4,322	332,076
	ARGENTINA		80	4,400
	ISRAEL		3,800	314,623
	JAPAN		442	13,053
8524320000	DISCS FOR LASER READING SYSTEMS,REPROD SOUND ONLY	NO	79,344	263,287
	COLOMBIA		19,227	93,970
	DENMARK		22,847	34,479
	MEXICO		14,559	59,081

TABLE - 2 IMPORTS INTO PUERTO RICO FROM FOREIGN COUNTRIES
BY COMMODITY AND COUNTRY OF ORIGIN-FISCAL YEAR 2001

COMM CODE	DESCRIPTION AND COUNTRY	UNIT	QUANTITY	VALUE - $
	SPAIN		10,602	57,411
	UNITED KINGDOM OF GT BRITAIN		11,009	11,746
	VENEZUELA		1,100	6,600
8524394000	DISCS FR REPRODUCING REPRESENTATIONS OF DATA,IMAGE	NO	5,226	90,548
	BELGIUM		1	3,210
	CHINA (TAIWAN)		10	10,000
	COSTA RICA		4,945	56,133
	GERMANY		2	3,380
	MEXICO		268	17,825
8524398000	DISCS FOR LASER READING SYSTEMS, NESOI	NO	798	11,718
	INDIA		489	2,445
	SPAIN		308	4,888
	UNITED KINGDOM OF GT BRITAIN		1	4,385
8524400000	MAGNETIC TAPE FOR REPROD OTHER THAN SOUND OR IMAGE	M2	6	2,836
	CANADA		6	2,836
8524513040	MAGNETIC TAPE RECORDINGS =< 4MM, CASSETTE, AUDIO	NO	4,463	14,405
	COLOMBIA		3,263	10,145
	MEXICO		1,200	4,260
8524513080	MAGNETIC TAPE RECORDINGS =< 4MM, NESOI	NO	1,295	4,951
	MEXICO		1,295	4,951
8524521040	MAGNETIC TAPE RECORDINGS >4MM AND =<6.5MM ,VIDEO,	LNM	1,302,480	69,373
	COLOMBIA		162,480	2,873
	MEXICO		1,140,000	66,500
8524531040	MAGNETIC TAPE RECORDINGS >6.5MM BUT=<16MM, VIDEO	LNM	17,632,360	319,852
	MEXICO		17,632,360	319,852
8524531080	MAGNETIC TAPE RECORDINGS >6.5MM , VIDEO NESOI	LNM	120,000	19,000
	MEXICO		120,000	19,000
8524532000	MAGNETIC TAPE RECORDINGS >6.5MM , NESOI	M2	431	3,300
	COLOMBIA		431	3,300
8524910030	PREPACKAGED SOFTWARE FOR ADP, RETAIL, ON MAG MEDIA	NO	83	68,402
	GERMANY		83	68,402
8524910070	OTHER MAGNETIC MEDIA,REPROD PHENOME OTHER THAN S/I	NO	8	19,780
	GERMANY		6	13,655
	SWEDEN		2	6,125
8524994000	OTHER MAGNETIC MEDIA, RECORDED, NESOI	NO	63	6,304
	GERMANY		1	3,064
	SPAIN		62	3,240
8525101000	TV SET TOP BOXES WHICH HAVE A COMMUNICATION FUNCTN	NO	100	6,000
	REPUBLIC OF KOREA		100	6,000
8525103040	TELEVISION TRANSMISSION APPARATUS, NESOI	X		7,381
	ITALY			7,381
8525109065	TRANSMITTER FREQUENCY >400 MHZ TO =<1000 MHZ,NESOI	NO	2	5,090
	SWITZERLAND		2	5,090
8525200500	RADIO TRANSCIEVERS, CITIZENS BAND (CB), HAND-HELD	NO	60	2,521
	MALAYSIA		60	2,521
8525201500	RADIO TRANSCIEVERS, CITIZENS BAND (CB), NESOI	NO	1	12,000
	AUSTRALIAN ISLANDS		1	12,000
8525203010	RADIO TRANSCIEVERS, HAND-HELD, FREQ<30MHZ	NO	1,410	16,026
	CHINA,PEOPLE'S REP.(MAINLAND)		1,140	4,262
	MALAYSIA		270	11,764
8525203025	RADIO TRANSCIEVERS, HAND-HELD, FREQ >400 MHZ	NO	675	39,784
	COSTA RICA		17	2,125
	MALAYSIA		503	25,488
	SINGAPORE		155	12,171
8525203080	RADIO TRANSCIEVERS, EXC HANDHELD, > 400 MHZ	NO	7	9,500
	ISRAEL		6	3,000
	REPUBLIC OF KOREA		1	6,500
8525209070	CELLULAR RADIOTELEPHONES FOR PCRS, 1 KG AND UNDER	NO	62,083	11,872,340
	BRAZIL		17,897	2,932,658
	REPUBLIC OF KOREA		44,186	8,939,682
8525209080	RADIO AND TELEVISION TRANSMISSION APPARATUS, NESOI	X		19,888,206
	CANADA			608,119
	GERMANY			2,090
	REPUBLIC OF KOREA			7,342,287
	SWEDEN			11,935,710
8525309005	TELEVISION CAMERAS, NESOI, COLOR	NO	7,559	2,542,279

TABLE - 2 IMPORTS INTO PUERTO RICO FROM FOREIGN COUNTRIES
BY COMMODITY AND COUNTRY OF ORIGIN-FISCAL YEAR 2001

COMM CODE	DESCRIPTION AND COUNTRY	UNIT	QUANTITY	VALUE - $
	INDONESIA		900	249,929
	JAPAN		6,659	2,292,350
8525309060	TELEVISION CAMERAS, EXCEPT COLOR	NO	1,321	93,038
	JAPAN		30	11,889
	REPUBLIC OF KOREA		1,291	81,149
8525404000	DIGITAL STILL IMAGE VIDEO CAMERAS	NO	4,157	2,136,684
	CHINA,PEOPLE'S REP.(MAINLAND)		170	51,536
	JAPAN		3,987	2,085,148
8525408050	CAMCORDERS (OTHER THAN 8 MM), NESOI	NO	3,660	1,186,473
	CHINA,PEOPLE'S REP.(MAINLAND)		130	57,306
	INDONESIA		900	258,177
	JAPAN		2,230	847,010
	REPUBLIC OF KOREA		400	23,980
8525408085	STILL IMAGE VIDEO CAMERA,VDEO CAMERA RECORDR,NESOI	NO	1,852	115,345
	BELGIUM		1	3,250
	GERMANY		1	2,500
	REPUBLIC OF KOREA		1,850	109,595
8526100020	RADAR DESIGNED FOR BOAT OR SHIP INSTALLATION	NO	1	2,022
	UNITED KINGDOM OF GT BRITAIN		1	2,022
8526910020	RADIO NAVIGATIONAL AID APPARATUS,RECEPTION ONLY	NO	1,132	117,885
	CHINA,PEOPLE'S REP.(MAINLAND)		29	24,137
	FRANCE		1	5,000
	JAPAN		700	50,400
	MALAYSIA		1	3,888
	REPUBLIC OF KOREA		1	5,500
	SWITZERLAND		400	28,960
8526920000	RADIO REMOTE CONTROL APPARATUS	X		40,576
	MALAYSIA			40,576
8527120000	POCKET-SIZE RADIO CASSETTE PLAYERS	NO	1,544	97,514
	CHINA (TAIWAN)		294	7,655
	CHINA,PEOPLE'S REP.(MAINLAND)		600	7,782
	MALAYSIA		650	82,077
8527131140	RADIO-TAPE COMB OPTICAL DISC PLAYER OR RECORDERS	NO	9,978	377,292
	CHINA,PEOPLE'S REP.(MAINLAND)		6,608	190,056
	JAPAN		1,810	95,557
	MALAYSIA		910	58,841
	SINGAPORE		650	32,838
8527131180	RADIO-TAPE COMBINATIONS INCAPABLE OF RECORDING	NO	1,560	49,859
	CHINA (TAIWAN)		1,560	49,859
8527132010	RADIO-TAPE COMBINATIONS, CASSETE, BATTERY, STEREO	NO	8,954	129,325
	CHINA (TAIWAN)		90	2,699
	CHINA,PEOPLE'S REP.(MAINLAND)		8,004	87,539
	HONG KONG		860	39,087
8527136040	RADIOBROADCAST REC COMB INC OPTICAL DISC PLAY REC	NO	12,917	626,636
	CHINA,PEOPLE'S REP.(MAINLAND)		6,124	219,660
	JAPAN		2,450	141,622
	MALAYSIA		2,490	138,606
	SINGAPORE		1,150	61,228
	THAILAND		703	65,520
8527191000	RADIO RECEIVERS,BATTERY,WITH CLOCK OR TIMER N/O$40	NO	4,570	39,732
	CHINA,PEOPLE'S REP.(MAINLAND)		4,210	36,053
	JAPAN		360	3,679
8527195015	RADIOBROADCAST RECEIVERS, BATTERY, WITH CLOCK	NO	7,812	42,490
	CHINA,PEOPLE'S REP.(MAINLAND)		7,812	42,490
8527195035	RADIOBROADCAST RECEIVERS, BATTERY, FM OR AM/FM	NO	41,851	429,759
	CHINA (TAIWAN)		732	17,899
	CHINA,PEOPLE'S REP.(MAINLAND)		35,870	288,379
	HONG KONG		4,535	95,410
	JAPAN		300	2,276
	MALAYSIA		90	21,492
	REPUBLIC OF KOREA		324	4,303
8527211005	MOTOR VEH RADIO-TAPE PLAYERS COMB,INC OPTICAL DISC	NO	13,763	1,193,004
	CHINA (TAIWAN)		24	4,514
	CHINA,PEOPLE'S REP.(MAINLAND)		6,254	384,958
	JAPAN		4,313	473,972
	REPUBLIC OF KOREA		3,092	318,903

TABLE - 2 IMPORTS INTO PUERTO RICO FROM FOREIGN COUNTRIES
BY COMMODITY AND COUNTRY OF ORIGIN-FISCAL YEAR 2001

COMM CODE	DESCRIPTION AND COUNTRY	UNIT	QUANTITY	VALUE - $
	THAILAND		80	10,657
8527211015	MOTOR VEHICLE RADIO-TAPE PLAYERS, CASSETTE, STEREO	NO	14,407	663,667
	CHINA (TAIWAN)		963	51,225
	CHINA,PEOPLE'S REP.(MAINLAND)		7,186	89,243
	HONG KONG		1,032	58,177
	JAPAN		1,173	187,730
	MALAYSIA		2,844	151,583
	REPUBLIC OF KOREA		436	69,675
	THAILAND		773	56,034
8527211030	MOTOR VEHICLE RADIO-TAPE PLAYERS, NESOI	NO	3	2,100
	JAPAN		3	2,100
8527214040	MOTR VEH RADIO-COMB(INC OPTICAL DISC)PLAYES,RECORD	NO	10,521	1,198,829
	CHINA,PEOPLE'S REP.(MAINLAND)		5,745	486,310
	JAPAN		208	58,408
	MALAYSIA		2,436	330,869
	REPUBLIC OF KOREA		134	70,196
	THAILAND		1,998	253,046
8527294000	MOTOR VEHICLE RADIO RECEIVERS, FM OR AM/FM ONLY	NO	2,662	26,146
	CHINA,PEOPLE'S REP.(MAINLAND)		2,400	8,712
	INDONESIA		182	12,831
	REPUBLIC OF KOREA		80	4,603
8527298060	MOTOR VEHICLE RADIO RECEIVERS, NESOI	NO	600	2,250
	HONG KONG		600	2,250
8527314040	RADIO-TAPE PLAYER COMB,NON-RECORD INC OPTICAL DISC	NO	4,360	872,683
	JAPAN		65	4,472
	MALAYSIA		2,048	275,781
	SINGAPORE		2,247	592,430
8527315005	RADIO-TAPE RECORDERS,INC OPTICAL DISC PLAYER/RECRD	NO	41,202	5,554,142
	CHINA,PEOPLE'S REP.(MAINLAND)		4,660	359,799
	HONG KONG		1,296	40,641
	JAPAN		80	36,552
	MALAYSIA		29,320	3,999,355
	REPUBLIC OF KOREA		1,900	627,633
	SINGAPORE		3,946	490,162
8527316040	RADIO-RECORDER COMB, INC OPTICAL DISC PLAYER/RECRD	NO	1,959	490,790
	CHINA,PEOPLE'S REP.(MAINLAND)		420	17,121
	REPUBLIC OF KOREA		250	81,228
	SINGAPORE		1,289	392,441
8527321010	RADIO RECEIVER WITH DIGITAL CLOCK OR TIMER N/O $40	NO	240	2,921
	CHINA,PEOPLE'S REP.(MAINLAND)		240	2,921
8527390020	RADIOBROADCAST RECEIVER WITHOUT SPEAKERS	NO	8,345	1,159,872
	JAPAN		267	105,662
	MALAYSIA		6,202	816,118
	SINGAPORE		1,876	238,092
8527390040	RADIOBROADCAST RECEIVERS, NESOI	NO	456	121,715
	MALAYSIA		312	85,519
	SINGAPORE		144	36,196
8527908500	RADIO PAGING RECEIVERS	NO	13,683	392,357
	MEXICO		13,683	392,357
8528121201	TV REC,NON-HI DEF,COL,SNGL PICT TUB N/O 34.29CM	NO	675	91,334
	MALAYSIA		675	91,334
8528122012	TV REC,NON-HI DEF,COLOR,SING PT TUB,NON-PROJ,N/O21	NO	200	13,338
	JAPAN		200	13,338
8528122025	TV REC,NON-HI,COL,SIN PCT TUBE,NON-PROJ, GT 26 CM	NO	8,100	600,210
	CHINA,PEOPLE'S REP.(MAINLAND)		8,100	600,210
8528122480	TV REC,NON-HI DEF,COL,SING PT TUB,NON-PRO, OV34.29	NO	1,575	122,450
	CHINA,PEOPLE'S REP.(MAINLAND)		1,575	122,450
8528122800	RECP APP FR TV,NO-HI,COL,SING PCT TUBE,DISP >35.56	NO	252	42,633
	MALAYSIA		252	42,633
8528123224	RECEP FR TV,NON-HI,COL,SING PCT TUB,NO-PROJ,<37CM	NO	11	2,134
	MEXICO		11	2,134
8528123230	TV REC,NON-HI,COL,SING TUBE,NON-PROJ,DISP EXC39-45	NO	12	2,689
	JAPAN		12	2,689
8528123235	TV REC,NON-HI,COL,SING TUBE,NON-PROJ,DISP EX 45-50	NO	2,112	229,152
	CHINA,PEOPLE'S REP.(MAINLAND)		2,112	229,152
8528123250	TV REC,NON-HI DEF,COL,TUBE,DIR VW,NO PROJ >52<77CM	NO	4,383	556,681

TABLE - 2 IMPORTS INTO PUERTO RICO FROM FOREIGN COUNTRIES
BY COMMODITY AND COUNTRY OF ORIGIN-FISCAL YEAR 2001

COMM CODE	DESCRIPTION AND COUNTRY	UNIT	QUANTITY	VALUE - $
	CHINA,PEOPLE'S REP.(MAINLAND)		3,965	468,410
	HONG KONG		268	41,540
	MEXICO		150	46,731
8528123290	TV REC,NON-HI DEF,COL,W TUBE,DIR VW,NO PROJ EX 77C	NO	7	12,682
	JAPAN		7	12,682
8528126801	REC TV,COLOR,FLAT PANEL SCREEN,NESOI,DIS N/O 34.29	NO	8	3,779
	JAPAN		8	3,779
8528129200	RECEP COLOR TV;VIDEO DISPLY >33.02CM;SET TOP BOXES	NO	45,000	9,234,751
	BRAZIL		45,000	9,234,751
8528130005	RECEP TV WITH TUBE COMBINED WITH RADIOS, RECORDERS	NO	15,992	255,312
	CHINA,PEOPLE'S REP.(MAINLAND)		15,992	255,312
8528130010	RECEPT TV W/ TUBE COMBINED WITH RADIOS, ETC, NESOI	NO	900	19,004
	CHINA,PEOPLE'S REP.(MAINLAND)		900	19,004
8528130035	RECEP TV 1 PIC TUBE MONO DISP > 26 CM BUT =< 33 CM	NO	900	19,004
	CHINA,PEOPLE'S REP.(MAINLAND)		900	19,004
8528212401	VIDEO MONITORS,COLR,NON-HI DEF,NESOI, LT= 34.29CM	NO	6	4,023
	JAPAN		6	4,023
8528215501	VIDEO MON,CLR,FLAT PNEL SCR,W/ REC/REP,LT=34.29	NO	44	20,443
	JAPAN		44	20,443
8528219001	VIDEO MONITORS, COLOR, NESOI, W/ DISP GT 34.29 CM	NO	29	152,632
	JAPAN		29	152,632
8528220000	VIDEO MONITORS, BLACK & WHITE OR OTHER MONOCHROME	NO	10	3,210
	JAPAN		10	3,210
8528302000	VIDEO PROJ,CLR,INCOMPLETE,NOT CRT,FLAT PNEL, NESOI	NO	1	4,094
	JAPAN		1	4,094
8528304000	VIDEO PROJ,CLR,NON-HI DEF,W/ CATHODE-RAY TUB,NESOI	NO	19	89,390
	JAPAN		19	89,390
8528307800	VIDEO PROJECTORS, COLOR, NESOI	NO	26	55,129
	CHINA (TAIWAN)		7	16,052
	GERMANY		1	3,175
	JAPAN		18	35,902
8529102050	TELEVISION ANTENNAS, NESOI	NO	130	8,970
	CHINA (TAIWAN)		130	8,970
8529102090	TELEVISION ANTENNA REFLECTORS, NESOI	X		92,520
	SWEDEN			92,520
8529104040	RADAR, RADIO NAVIGATIONAL AID ANTENNAS	NO	362	28,105
	CHINA (TAIWAN)		360	25,560
	GERMANY		2	2,545
8529104080	PARTS FOR RADAR, RADIO NAVIGATIONAL AID EQUIP	X		342,195
	ISRAEL			342,195
8529107000	ANTENNA/ANTENNA REFLECTORS USED W/RADIO APPARATUS	X		106,244
	AUSTRALIAN ISLANDS			9,966
	FRANCE			19,191
	JAPAN			10,656
	SWEDEN			66,431
8529109000	PARTS ANTENNA,FOR HEADINGS 8525 TO 8528, NESOI	X		31,370
	CHINA (TAIWAN)			12,575
	CHINA,PEOPLE'S REP.(MAINLAND)			4,906
	ITALY			2,828
	JAPAN			11,061
8529900100	TUNERS OF TV APPARATUS FOR PRINTED CIRCUIT ASSEMBL	NO	65	3,112
	JAPAN		65	3,112
8529902300	PRINTED CIRCUIT ASSEMBLS,EXC OF TV,RADAR APP,NESOI	X		6,115
	JAPAN			6,115
8529907600	OTHER,PARTS OF PRNTD CIR ASSEMBLIES, NESOI	X		11,806
	GERMANY			11,806
8529908500	OTHER PARTS OF ARTICLES OF 8525 & 8527, NESOI	X		480,625
	SWEDEN			471,353
	SWITZERLAND			9,272
8529909900	OTHR PRTS OF HEADINGS 8525-8528, NESOI	X		1,196,394
	CHINA (TAIWAN)			4,620
	CHINA,PEOPLE'S REP.(MAINLAND)			412,877
	FRANCE			8,089
	GERMANY			3,010
	HONG KONG			89,176
	JAPAN			2,067

TABLE - 2 IMPORTS INTO PUERTO RICO FROM FOREIGN COUNTRIES
BY COMMODITY AND COUNTRY OF ORIGIN-FISCAL YEAR 2001

COMM CODE	DESCRIPTION AND COUNTRY	UNIT	QUANTITY	VALUE - $
	PANAMA			16,337
	REPUBLIC OF KOREA			660,218
8531100025	SMOKE DETECTORS, NESOI	NO	1	6,878
	GERMANY		1	6,878
8531100035	BURGLAR ALARMS, ELECTRIC	NO	2,040	38,760
	CHINA (TAIWAN)		2,040	38,760
8531100045	BURGLAR OR FIRE ALARMS AND SIMILAR APPARATUS,NESOI	NO	1,174	16,298
	IRELAND		614	5,882
	SPAIN		60	6,666
	VENEZUELA		500	3,750
8531200020	INDICATOR PANALS INCORPORATING LCD'S	X		68,309
	CHINA (TAIWAN)			3,500
	HONG KONG			14,003
	INDONESIA			41,494
	SINGAPORE			9,312
8531200040	INDICATOR PANELS INCORPORATING LED'S	X		213,232
	INDONESIA			187,792
	ITALY			13,092
	SWEDEN			10,180
	SWITZERLAND			2,168
8531809025	INDICATOR PANELS, NESOI	X		73,927
	BELGIUM			73,927
8531809030	HORNS, ELECTRIC, EXCEPT VEHICLE OR CYCLE	X		72,895
	BELGIUM			6,265
	CHINA (TAIWAN)			42,607
	ITALY			24,023
8531809040	OTHER ELECTRIC SOUND SIGNALING DEVICES, NESOI	X		24,439
	CHINA (TAIWAN)			4,446
	CHINA,PEOPLE'S REP.(MAINLAND)			8,780
	SPAIN			11,213
8531901000	PARTS PRINTED CIRCUIT ASSEMBLIES OF 853120, 853180	X		2,854
	DOMINICAN REPUBLIC			2,854
8531907000	PARTS ELEC SIGNAL APPRTS;PANELS 853120 OR 853180	X		32,389
	CHINA (TAIWAN)			29,989
	CHINA,PEOPLE'S REP.(MAINLAND)			2,400
8531909000	PARTS OF ELEC SOUND/VISUAL SIGNAL APPARTUS; NESOI	X		563,821
	BELGIUM			24,433
	CHINA,PEOPLE'S REP.(MAINLAND)			3,348
	HONG KONG			2,841
	ITALY			7,308
	SPAIN			2,118
	SWITZERLAND			523,773
8532100000	FIXED CAPACITORS, 50-60 HZ, POWER, CPCTY =>.5 KVAR	NO	70,000	35,329
	FRANCE		70,000	35,329
8532210020	FIXED CAPACITORS, TANTALUM, METAL CASE, ELECTROLYT	NO	280,000	17,528
	MEXICO		280,000	17,528
8532220020	FIXED CAPACITORS, ALUMINUM ELECTROLYTIC =< 18 MM	NO	348,200	29,086
	CHINA (TAIWAN)		348,200	29,086
8532220085	FIXED CAPACITORS, ALUMINUM ELECTROLYTIC > 51 MM	NO	160,000	2,799
	BRAZIL		160,000	2,799
8532240020	FIXED CAPACITORS, CERAMIC, DIELECTRIC MLTLYR CHIPS	NO	6,555	25,632
	GERMANY		6,555	25,632
8532250070	FIXED CAPACITORS, PAPER, PLASTIC, NESOI, RADIAL LD	NO	2,558,000	69,390
	BRAZIL		2,558,000	69,390
8532250080	FIXED CAPACITORS, PAPER, PLASTIC, NESOI, DIELECTRC	NO	4	21,529
	CANADA		4	21,529
8532290040	FIXED CAPACITORS, NESOI	NO	56,305	6,011
	UNITED KINGDOM OF GT BRITAIN		56,305	6,011
8532300010	VARIABLE OR ADJUSTABLE CAPACITORS, MICA, GMC, GLSS	NO	9,000	2,550
	JAPAN		9,000	2,550
8532300090	VARIABLE OR ADJUSTABLE CAPACITORS, NESOI	NO	93,000	10,230
	JAPAN		93,000	10,230
8533408070	VARIABLE RESISTORS, NESOI	NO	1,050,500	20,296
	CHINA (TAIWAN)		745,000	16,520
	UNITED KINGDOM OF GT BRITAIN		305,500	3,776
8534000020	PRINTED CIRCUITS OF PLASTIC/GLASS =>3 LAYERS, CNDT	NO	1,989,788	2,862,219

TABLE - 2 IMPORTS INTO PUERTO RICO FROM FOREIGN COUNTRIES
BY COMMODITY AND COUNTRY OF ORIGIN-FISCAL YEAR 2001

COMM CODE	DESCRIPTION AND COUNTRY	UNIT	QUANTITY	VALUE - $
	CANADA		317	36,599
	CHINA (TAIWAN)		272,475	523,133
	CHINA,PEOPLE'S REP.(MAINLAND)		1,701,344	1,965,788
	FRANCE		200	6,538
	HONG KONG		11,000	319,950
	SPAIN		4,450	5,051
	UNITED KINGDOM OF GT BRITAIN		2	5,160
8534000040	PRINTED CIRCUITS OF PLASTIC/GLASS, NESOI	NO	90,971	137,048
	CANADA		500	4,750
	CHINA (TAIWAN)		72,607	81,443
	CHINA,PEOPLE'S REP.(MAINLAND)		9,500	23,275
	REPUBLIC OF KOREA		3,000	17,250
	UNITED KINGDOM OF GT BRITAIN		5,364	10,330
8534000050	PRINTED CIRCUITS WITH A BASE OF IMPREGNATED PAPER	NO	22,980	157,021
	CHINA,PEOPLE'S REP.(MAINLAND)		11,480	132,263
	UNITED KINGDOM OF GT BRITAIN		11,500	24,758
8534000070	PRINTED CIRCUITS, PLASTICS IMPREGNATED, NESOI	NO	38,094	115,633
	CHINA (TAIWAN)		2,056	11,514
	CHINA,PEOPLE'S REP.(MAINLAND)		3,600	2,772
	REPUBLIC OF KOREA		31,582	92,111
	SINGAPORE		856	9,236
8534000080	PRINTED CIRCUITS, FLEXIBLE TYPE	NO	339,949	308,245
	CHINA (TAIWAN)		24,390	9,268
	DOMINICAN REPUBLIC		13,949	44,358
	SINGAPORE		301,610	254,619
8534000095	OTHER PRINTED CIRCUITS, NESOI	NO	1,743,152	4,595,649
	CHINA (TAIWAN)		1,438,874	1,075,798
	CHINA,PEOPLE'S REP.(MAINLAND)		239,550	2,821,206
	DOMINICAN REPUBLIC		1,200	14,754
	FRANCE		920	61,259
	HONG KONG		36,720	482,569
	IRELAND		894	88,840
	SWITZERLAND		2	2,052
	UNITED KINGDOM OF GT BRITAIN		24,992	49,171
8535100020	FUSES IN CIRCUITS => 2300 V	NO	1,800	43,910
	BRAZIL		1,300	41,260
	DOMINICAN REPUBLIC		500	2,650
8535210000	AUTOMATIC CIRCUIT BREAKERS > 1000 V BUT < 72.5 KV	NO	2	2,515
	FRANCE		2	2,515
8535290040	AUTOMATIC CIRCUIT BREAKERS NESOI > 72.5 KV < 345 K	NO	500	2,650
	DOMINICAN REPUBLIC		500	2,650
8535300080	LIGHTNING ARRESTORS, SURGE SUPPRESSORS,VLTG LMTRS	NO	72	22,510
	FRANCE		5	2,070
	REPUBLIC OF KOREA		67	20,440
8535400000	LIGHTNING ARRESTORS, VOLTAGE LIMITERS, SURGE SUPPS	X		26,196
	CHINA,PEOPLE'S REP.(MAINLAND)			11,276
	COSTA RICA			2,971
	INDIA			11,949
8535904000	MOTOR STARTERS AND MOTOR OVERLOAD PROTECTORS	X		9,985
	CHINA (TAIWAN)			3,085
	SWITZERLAND			6,900
8535908020	TERMINALS, ELC SPLICES AND ELC COUPLINGS	NO	241,701	81,497
	CHINA (TAIWAN)		110,701	22,097
	CHINA,PEOPLE'S REP.(MAINLAND)		131,000	59,400
8535908040	ELECTRICAL CONNECTORS, NESOI > 1000 V	NO	10,119,255	4,813,450
	BRAZIL		935,500	59,911
	DOMINICAN REPUBLIC		9,127,388	4,616,113
	REPUBLIC OF KOREA		6,000	3,024
	UNITED KINGDOM OF GT BRITAIN		39,855	130,022
	VENEZUELA		10,512	4,380
8535908060	ELEC SWITCH & CIRCUIT PROTECT APP & CONNCTRS,NESOI	NO	5,585	13,462
	CHINA (TAIWAN)		2,070	2,003
	COSTA RICA		3,514	2,450
	UNITED KINGDOM OF GT BRITAIN		1	9,009
8536100020	FUSES =< 1000 V, GLASS CARTRIDGE	NO	958	3,098
	DOMINICAN REPUBLIC		958	3,098

TABLE - 2 IMPORTS INTO PUERTO RICO FROM FOREIGN COUNTRIES
BY COMMODITY AND COUNTRY OF ORIGIN-FISCAL YEAR 2001

COMM CODE	DESCRIPTION AND COUNTRY	UNIT	QUANTITY	VALUE - $
8536100040	FUSES =< 1000 V, NESOI	NO	611,900	30,064
	CHINA (TAIWAN)		336,500	16,322
	JAPAN		8,300	4,054
	NETHERLANDS		102,600	5,424
	SLOVENIA		164,500	4,264
8536200020	AUTOMATIC CIRCUIT BREAKERS =< 1000 V, MOLDED CASE	NO	29,508,512	80,105,964
	DOMINICAN REPUBLIC		29,424,969	79,819,666
	FRANCE		83,543	286,298
8536200040	AUTOMATIC CIRCUIT BREAKERS =< 1000 V, NESOI	NO	319,725	949,488
	FRANCE		319,725	949,488
8536308000	OTHER APPARATUS FOR PROTECTING ELC CIRCUITS, NESOI	X		3,168,363
	COLOMBIA			4,545
	DOMINICAN REPUBLIC			3,101,678
	FRANCE			59,753
	HONG KONG			2,387
8536410020	RELAYS =< 60 V, & CONTACTS < 10 A ELCTMCHL	NO	2,850	4,484
	CHINA (TAIWAN)		2,850	4,484
8536410030	RELAYS =< 60 V, & CONTACTS < 10 A NESOI	NO	1,292	4,204
	JAPAN		1,292	4,204
8536410045	RELAYS =< 60 V CONTACTORS	NO	8,503	14,269
	BRAZIL		8,500	9,922
	GERMANY		3	4,347
8536410050	RELAYS =< 60 V NESOI, ELECTROMECHANICAL	NO	91,000	44,200
	CHINA,PEOPLE'S REP.(MAINLAND)		80,000	39,140
	HONG KONG		11,000	5,060
8536410060	RELAYS =< 60 V NESOI	NO	41	4,543
	ITALY		5	2,382
	SPAIN		36	2,161
8536490065	RELAYS > 60 V, CONTACTORS	NO	1,937,274	20,437,932
	BRAZIL		57,500	10,600
	DOMINICAN REPUBLIC		1,879,774	20,427,332
8536490080	RELAYS > 60 V, NESOI	NO	7,430	75,750
	CANADA		506	7,881
	CHINA,PEOPLE'S REP.(MAINLAND)		3,661	34,243
	HONG KONG		839	7,727
	ITALY		2,419	10,012
	REPUBLIC OF KOREA		3	13,679
	SPAIN		2	2,208
8536504000	MOTOR STARTERS	NO	1,210	8,376
	CHINA (TAIWAN)		1,141	5,739
	JAPAN		69	2,637
8536507000	AC SWITCHES COUPLED INPUT/OUTPUT;CURRENT <11 AMPS	NO	2,380	2,051
	COSTA RICA		2,380	2,051
8536509035	SWITCHES, PUSH-BUTTON, RATED > 5 A	NO	4,580	8,049
	COSTA RICA		4,580	8,049
8536509050	SWITCHES, SLIDE = <1000 V	NO	29,500	3,410
	CHINA,PEOPLE'S REP.(MAINLAND)		29,500	3,410
8536509055	SWITCHES, LIMIT, =>1000 VOLTS	NO	5,606,783	16,044,057
	HAITI		24,192	437,329
	JAPAN		221	9,807
	ST.CHRISTOPHER-NEVIS		5,582,370	15,596,921
8536509065	SWITCHES, => 1000 VOLTS, NESOI	NO	95,299	308,172
	CHINA (TAIWAN)		57,990	114,577
	CHINA,PEOPLE'S REP.(MAINLAND)		6,000	4,605
	COLOMBIA		13,459	14,032
	COSTA RICA		6,402	7,680
	JAPAN		6,679	107,630
	PORTUGAL		4,500	19,015
	REPUBLIC OF KOREA		113	32,175
	SPAIN		154	2,565
	UNITED KINGDOM OF GT BRITAIN		2	5,893
8536610000	LAMPHOLDERS	NO	74,525	32,913
	CHINA (TAIWAN)		32,575	13,998
	MEXICO		41,950	18,915
8536694030	ELECTRICAL CONNECTORS, RACK AND PANEL TYPE	NO	90	4,720
	SPAIN		90	4,720

TABLE - 2 IMPORTS INTO PUERTO RICO FROM FOREIGN COUNTRIES
BY COMMODITY AND COUNTRY OF ORIGIN-FISCAL YEAR 2001

COMM CODE	DESCRIPTION AND COUNTRY	UNIT	QUANTITY	VALUE - $
8536694050	COAXIAL ELECTRICAL CONNECTORS, NESOI	NO	675,433	1,167,441
	CHINA (TAIWAN)		9,000	10,800
	CHINA,PEOPLE'S REP.(MAINLAND)		1,980	6,468
	COSTA RICA		2,000	2,096
	DOMINICAN REPUBLIC		661,962	1,125,009
	GERMANY		153	4,593
	SWEDEN		338	18,475
8536698000	ELECTRICAL CONNECTORS, => 1000 VOLTS, NESOI	X		1,266,799
	CHINA (TAIWAN)			31,200
	CHINA,PEOPLE'S REP.(MAINLAND)			50,256
	COSTA RICA			1,136,833
	GERMANY			29,806
	MALAYSIA			10,640
	UNITED KINGDOM OF GT BRITAIN			8,064
8536904000	TERMINALS,ELECTICAL SPLICES/COUPLINGS;WAFER PROBER	X		692,862
	CANADA			9,704
	CHINA (TAIWAN)			7,583
	DOMINICAN REPUBLIC			641,454
	SPAIN			34,121
8536908030	ELECTRICAL JUNCTION BOXES	NO	45	200,032
	CHINA (TAIWAN)		30	9,360
	GERMANY		15	190,672
8536908085	ELECTRICAL APPARATUS FOR SWCH/PROTECT CIRCTS NESOI	X		40,125,963
	AUSTRIA			2,626
	CHINA (TAIWAN)			757,420
	CHINA,PEOPLE'S REP.(MAINLAND)			6,642
	COLOMBIA			8,453
	COSTA RICA			6,562
	DOMINICAN REPUBLIC			38,753,129
	GERMANY			99,659
	ITALY			8,122
	JAPAN			55,145
	REP. OF SOUTH AFRICA			322,725
	REPUBLIC OF KOREA			58,526
	SINGAPORE			7,925
	SPAIN			4,550
	VENEZUELA			34,479
8537109050	PANEL BOARDS & DISTRIBUTION BOARDS; <= 1,000 VOLTS	NO	3,915	185,792
	BRAZIL		35	2,374
	COSTA RICA		29	94,475
	FRANCE		2	7,625
	INDIA		3,521	21,420
	MEXICO		1	2,620
	REPUBLIC OF KOREA		322	16,714
	SWEDEN		4	22,564
	UNITED KINGDOM OF GT BRITAIN		1	18,000
8537109060	PROGRAMABLE CONTROLLERS	NO	1,200	18,680
	THAILAND		1,200	18,680
8537109070	ELECTRICAL APPARATUS EQP WITH APTS FM HD 8535&36	NO	1,550	144,973
	CANADA		1	8,000
	CHINA,PEOPLE'S REP.(MAINLAND)		300	9,366
	FRANCE		763	36,270
	GERMANY		3	17,543
	IRELAND		1	4,650
	JAPAN		154	6,637
	MEXICO		1	3,239
	SPAIN		34	17,456
	SWEDEN		43	36,754
	UNITED KINGDOM OF GT BRITAIN		250	5,058
8537200020	SWITCHGEAR & SWITCHBOARD ASSEMBLIES > 1000 V	NO	1	452,370
	GERMANY		1	452,370
8538100000	BOARDS, PANELS, CONSOLES ETC OF 8537 LESS APTS	X		9,330
	SPAIN			9,330
8538906000	MOLDED PTS SUIT FOR USE WITH APT IN 8535,8536,8537	X		46,619
	BRAZIL			35,472
	ITALY			3,286

TABLE - 2 IMPORTS INTO PUERTO RICO FROM FOREIGN COUNTRIES
BY COMMODITY AND COUNTRY OF ORIGIN-FISCAL YEAR 2001

COMM CODE	DESCRIPTION AND COUNTRY	UNIT	QUANTITY	VALUE - $
	MEXICO			2,891
	REPUBLIC OF KOREA			4,970
8538908020	PARTS OF AUTOMATIC CIRCUIT BREAKERS	X		307,988
	BRAZIL			151,005
	CHINA,PEOPLE'S REP.(MAINLAND)			132,095
	ITALY			4,199
	SINGAPORE			20,689
8538908040	ELECTRICAL METAL CONTACTS FOR HEADING 8535, 36, 37	X		117,327
	BRAZIL			107,527
	GERMANY			9,800
8538908080	PARTS SUITABLE FOR USE WITH APTS IN 8535, 36, 37	X		3,610,278
	CANADA			29,555
	CHINA (TAIWAN)			86,544
	DOMINICAN REPUBLIC			3,089,721
	GERMANY			72,219
	HONG KONG			72,501
	ITALY			199,703
	MEXICO			5,051
	SINGAPORE			29,738
	TURKEY			25,246
8539100010	SEALED BEAM LAMP UNDER 15.24cm FOR VEHICLES	NO	1,020	2,245
	CHINA (TAIWAN)		1,020	2,245
8539212040	TUNGSTEN HALOGEN FILAMENT LAMPS N/O 100V, FOR VEH.	NO	20,008	38,131
	CHINA (TAIWAN)		108	3,409
	CHINA,PEOPLE'S REP.(MAINLAND)		12,400	4,004
	JAPAN		250	16,293
	REPUBLIC OF KOREA		7,250	14,425
8539212080	TUNGSTEN HALOGEN FILAMENT LAMPS N/O 100V, NESOI	NO	453,300	341,275
	CHINA (TAIWAN)		3,900	2,925
	CHINA,PEOPLE'S REP.(MAINLAND)		419,400	315,850
	HONG KONG		30,000	22,500
8539214040	TUNGSTEN HALOGEN FILAMENT LAMPS >100V,POWER < 500W	NO	7,776	44,032
	CHINA (TAIWAN)		4,700	15,169
	CHINA,PEOPLE'S REP.(MAINLAND)		3,016	26,397
	DENMARK		60	2,466
8539224000	CHRISTMAS-TREE LAMPS > 100 V BUT NOT > 200 W	NO	205,786	391,415
	CHINA,PEOPLE'S REP.(MAINLAND)		205,786	391,415
8539228030	FILAMENT LAMPS =< 150 W BUT > 100 V, DECORATIVE	NO	6,102	87,460
	CHINA,PEOPLE'S REP.(MAINLAND)		5,472	22,651
	HONG KONG		630	64,809
8539228040	FILMNT LAMPS,INC STANDARD,> 100V,POWER 15 - 150 W	NO	586,468	115,931
	CHINA,PEOPLE'S REP.(MAINLAND)		502,468	102,631
	HONG KONG		84,000	13,300
8539228060	FILAMENT LAMPS, < 15W, OTHER THAN 3-WAY OR DCRTV	NO	42,048	9,671
	CHINA,PEOPLE'S REP.(MAINLAND)		42,048	9,671
8539228070	FILAMENT LAMPS > 150 W	NO	206,400	22,704
	CHINA,PEOPLE'S REP.(MAINLAND)		206,400	22,704
8539293050	LAMPS NESOI, 12 V BUT NT OVER 14 V	NO	1,205,901	114,819
	CHINA (TAIWAN)		620,451	73,729
	CHINA,PEOPLE'S REP.(MAINLAND)		585,450	41,090
8539293060	LAMPS NESOI =< 100 V, FILAMENT	NO	442,640	84,731
	CHINA (TAIWAN)		442,090	67,131
	CHINA,PEOPLE'S REP.(MAINLAND)		550	17,600
8539310040	DISCHRGE LAMPS,(EX ULTRA), FLUORESCENT,HOT CATHODE	NO	26,592	62,790
	CHINA,PEOPLE'S REP.(MAINLAND)		26,592	62,790
8539310070	DISCHRGE LAMPS,(EX ULTRAVIOLET), FLUORESCENT,NESOI	NO	34,856	140,079
	CHINA (TAIWAN)		7,100	17,464
	CHINA,PEOPLE'S REP.(MAINLAND)		25,570	96,152
	THAILAND		2,186	26,463
8539320020	DISCHARGE LAMPS, (EX ULTRAVIOLET), SODIUM VAPOR	NO	1,100	4,126
	CHINA,PEOPLE'S REP.(MAINLAND)		1,100	4,126
8539320090	DISCHARGE LAMPS, (EX ULTRAVIO.), OTH METAL HALIDE	NO	760	6,397
	CHINA,PEOPLE'S REP.(MAINLAND)		760	6,397
8539490080	ELECTRIC LAMPS NESOI INCLUDING INFRARED	NO	180	8,665
	GERMANY		40	3,617
	SWITZERLAND		140	5,048

TABLE - 2 IMPORTS INTO PUERTO RICO FROM FOREIGN COUNTRIES
BY COMMODITY AND COUNTRY OF ORIGIN-FISCAL YEAR 2001

COMM CODE	DESCRIPTION AND COUNTRY	UNIT	QUANTITY	VALUE - $
8541290095	TRANSISTORS EXC PHOTOSENSITIVE, 1W &>, FREQ.<30MHG	NO	85,000	18,510
	SINGAPORE		85,000	18,510
8541402000	PHOTOSENSITIVE SEMICONDUCTOR DEVICES, LED'S	NO	155,600	31,639
	CHINA,PEOPLE'S REP.(MAINLAND)		135,000	2,730
	JAPAN		20,000	24,800
	SWITZERLAND		600	4,109
8541407080	PHOTOSENSITIVE TRANSISTERS	NO	18,000	2,588
	UNITED KINGDOM OF GT BRITAIN		18,000	2,588
8541408000	OPTICAL COUPLED ISOLATORS	NO	11	4,330
	UNITED KINGDOM OF GT BRITAIN		11	4,330
8542138010	CHIPS & WAFERS FOR DGTL MNLTHC IC, MOS, NOT SILCN	NO	10,000	135,000
	SINGAPORE		10,000	135,000
8542138030	MONO IC,DGTL,MOS TRANS,DRAM,MT 16 & LT 64 MEGABITS	NO	1,300	4,600
	JAPAN		1,300	4,600
8542138034	MONO IC, DIGITAL,MOS TRANS, DRAM, > 15000000 BITS	NO	942,000	5,842,399
	CHINA,PEOPLE'S REP.(MAINLAND)		912,000	5,467,669
	UNITED KINGDOM OF GT BRITAIN		30,000	374,730
8542138049	MONO,DIG,SIL,MOS,VOL,(SRAM) > 3,000,000 BITS	NO	34,000	458,550
	JAPAN		34,000	458,550
8542138072	MONOLITHIC IC, DIGITAL, SILICON,(MOS),(ASIC),(PLA)	NO	15,564	150,195
	CHINA (TAIWAN)		1,004	13,395
	MALAYSIA		560	6,770
	PHILIPPINES		2,000	5,030
	SINGAPORE		12,000	125,000
8542198079	MONOLITHIC IC, DIGITAL, SILICON, OTHER, NESOI	NO	135,000	216,000
	UNITED KINGDOM OF GT BRITAIN		135,000	216,000
8542300090	MONOLITHIC IC, FREQ.,<100 MHG(ANALOG/DIGITAL)NESOI	NO	17,989	91,304
	CHINA (TAIWAN)		17,509	60,406
	GERMANY		480	30,898
8542400075	HYBRID INTEGRATED CIRCUITS, FREQ. NOT < 30 MHz	NO	19,738	68,096
	CHINA (TAIWAN)		19,738	68,096
8542400095	HYBRID INTEGRATED CIRCUITS, NESOI	NO	2,144	10,707
	JAPAN		144	7,007
	PHILIPPINES		2,000	3,700
8543200000	SIGNAL GENERATORS	NO	15	3,600
	CHINA (TAIWAN)		15	3,600
8543300000	ELECTROPLATING, ELECTROPHORESIS AND ELECTROLYSIS M	X		17,196
	GERMANY			17,196
8543894000	ELECTRIC SYNCHROS, TRANSDUCERS, DATA RECORDERS ACT	X		345,384
	SWEDEN			345,384
8543899200	ELEC MACHN W/TRANSLATN FUNCTN;FLAT DISP HDG 8528	X		10,605
	CHINA,PEOPLE'S REP.(MAINLAND)			10,605
8543899695	ELECTRICAL MACHINES AND APPARATUS, NESOI	X		749,361
	CHINA (TAIWAN)			3,560
	CHINA,PEOPLE'S REP.(MAINLAND)			173,107
	GERMANY			7,506
	HONG KONG			2,380
	ITALY			7,277
	JAPAN			16,245
	MALAYSIA			206,398
	SINGAPORE			332,888
8543906800	PARTS; PRINTED CIRCUIT ASSEMBLIES; NESOI	X		294,494
	CANADA			7,549
	CHINA (TAIWAN)			5,460
	CHINA,PEOPLE'S REP.(MAINLAND)			281,485
8543908880	PARTS FOR ELECTRICAL MACHINES AND APPARATUS, NESOI	X		31,267
	SINGAPORE			27,993
	UNITED KINGDOM OF GT BRITAIN			3,274
8544110020	INSULATED WINDING WIRE, COPPER, =< 33 AWG (.18 MM)	KG	259,425	986,982
	BRAZIL		17,946	38,861
	CHINA,PEOPLE'S REP.(MAINLAND)		1,131	6,818
	MEXICO		240,348	941,303
8544110030	INSULATED WINDING WIRE, COPPER, <=22AWG & >=33AWG	KG	169,416	205,828
	BRAZIL		159,845	197,306
	VENEZUELA		9,571	8,522
8544110050	INSULATED WINDING WIRE, COPPER, NESOI	KG	336,514	823,215

TABLE - 2 IMPORTS INTO PUERTO RICO FROM FOREIGN COUNTRIES
BY COMMODITY AND COUNTRY OF ORIGIN-FISCAL YEAR 2001

COMM CODE	DESCRIPTION AND COUNTRY	UNIT	QUANTITY	VALUE - $
	BRAZIL		155,379	186,959
	CANADA		18	2,560
	CHINA,PEOPLE'S REP.(MAINLAND)		22,642	50,815
	MEXICO		158,475	582,881
8544190000	INSULATED WINDING WIRE, NESOI	KG	288	3,360
	GERMANY		288	3,360
8544200000	INSULATED COAXIAL CABLE AND COAXIAL ELECTRICAL CDT	KG	7,483	70,956
	CHINA (TAIWAN)		994	6,470
	CHINA,PEOPLE'S REP.(MAINLAND)		4,954	5,869
	FRANCE		42	2,752
	GERMANY		1,268	28,245
	SWEDEN		190	25,496
	SWITZERLAND		35	2,124
8544300000	INSULATED WIRING SETS FOR VEHICLES SHIPS AIRCRAFT	X		368,200
	CHINA (TAIWAN)			17,668
	CHINA,PEOPLE'S REP.(MAINLAND)			12,113
	JAPAN			216,989
	REPUBLIC OF KOREA			91,398
	UNITED KINGDOM OF GT BRITAIN			30,032
8544414000	INSLTD ELECT CONDUCTOR=<80V;W/CNTRS; TELECOMMUNCTN	X		18,217
	JAPAN			4,676
	SPAIN			13,541
8544418000	INSULATD ELECTRIC CONDUCTOR=<80V W/CONNECTRS NESOI	X		243,828
	CHINA (TAIWAN)			134,825
	CHINA,PEOPLE'S REP.(MAINLAND)			54,316
	GERMANY			23,405
	HONG KONG			15,998
	IRELAND			5,194
	JAPAN			2,994
	SPAIN			2,592
	THAILAND			4,504
8544498000	OTHER INSULATED ELECTRIC CONDUCTORS =< 80 V NESOI	KG	36,008	88,330
	MEXICO		36,008	88,330
8544517000	OTH INSULTD ELECT CONDUCTOR;>80 BUT=<1000V;TELECOM	X		30,844
	DOMINICAN REPUBLIC			27,510
	IRELAND			3,334
8544519000	OTH INSULATD ELEC CONDUCTOR >80 BUT =<1000V; NESOI	X		10,875,005
	CANADA			5,866
	CHINA,PEOPLE'S REP.(MAINLAND)			385,746
	DOMINICAN REPUBLIC			731,631
	ECUADOR			19,145
	GERMANY			4,448
	HONG KONG			107,002
	IRELAND			609,861
	MEXICO			41,214
	PANAMA			37,569
	SWEDEN			534,539
	VENEZUELA			8,397,984
8544592040	INSULATED ELECTRIC CONDUCTORS > 600 V OF COPPER	KG	94,678	130,913
	COLOMBIA		94,678	130,913
8544592080	INSULATED ELECTRIC CONDUCTORS NESOI OF COPPER	KG	1,807,318	5,433,284
	CANADA		1,576,979	4,954,442
	FRANCE		403	13,533
	GERMANY		25	6,850
	MEXICO		107,010	247,183
	VENEZUELA		122,901	211,276
8544594000	INSULATED ELECTRIC CONDUCTORS >80 BUT =<1000 NESOI	KG	1,806,393	4,589,888
	CHILE		59,776	161,425
	CHINA,PEOPLE'S REP.(MAINLAND)		55,292	159,970
	COLOMBIA		766,590	1,956,078
	ECUADOR		66,826	176,650
	FRANCE		2,125	29,684
	MEXICO		818,658	1,989,031
	UNITED KINGDOM OF GT BRITAIN		242	22,167
	VENEZUELA		36,884	94,883
8544602000	INSULATED ELECTRIC CONDUCTORS > 1000 V WITH CNCTRS	X		23,485

TABLE - 2 IMPORTS INTO PUERTO RICO FROM FOREIGN COUNTRIES
BY COMMODITY AND COUNTRY OF ORIGIN-FISCAL YEAR 2001

COMM CODE	DESCRIPTION AND COUNTRY	UNIT	QUANTITY	VALUE - $
	CHINA,PEOPLE'S REP.(MAINLAND)			5,934
	HONG KONG			17,551
8544604000	INSULATED ELECTRIC CONDUCTORS > 1000 V, NESOI, CU	KG	329,369	1,148,841
	MEXICO		329,369	1,148,841
8544606000	INSULATED ELECTRIC CONDUCTORS > 1000 V, NESOI	KG	1,999,926	5,355,783
	BRAZIL		59,933	64,098
	CHINA,PEOPLE'S REP.(MAINLAND)		5,612	26,659
	COSTA RICA		1,793,367	4,685,724
	GERMANY		13,147	262,270
	HONDURAS		33,261	76,788
	MEXICO		94,606	240,244
8546100000	ELECTRICAL INSULATORS OF GLASS	NO	7,998	60,233
	BRAZIL		7,998	60,233
8546200030	ELECTRICAL INSULATORS, SPSSN PIN-TYPE OR LINE POST	NO	1,984,408	151,111
	BRAZIL		3,740	31,759
	CHINA,PEOPLE'S REP.(MAINLAND)		1,977,560	87,712
	INDIA		3,000	17,390
	JAPAN		108	14,250
8546200060	ELECTRICAL INSULATORS, CERAMIC, NESOI, HGH-V, L-FY	NO	270	18,999
	JAPAN		270	18,999
8546200090	INSULATORS, CERAMIC, ELECTRICAL, NESOI	NO	1,279,888	124,744
	BRAZIL		5,544	30,609
	CHILE		8,284	15,212
	CHINA,PEOPLE'S REP.(MAINLAND)		454,800	40,500
	GERMANY		811,260	38,423
8546900000	ELECTRICAL INSULATORS, NESOI	NO	4,842,397	273,435
	CANADA		36	5,708
	CHINA (TAIWAN)		4,817,100	191,962
	JAPAN		4,461	41,618
	MALAYSIA		18,000	10,108
	TRINIDAD @ TOBAGO		2,800	24,039
8547108000	INSULATING FITTINGS FOR MACHINES NESOI, CERAMIC	NO	17,557,401	1,250,897
	GERMANY		17,557,401	1,250,897
8548900000	ELECTRICAL PARTS OF MACHINERY NESOI IN CHAPTER 85	X		8,673
	ITALY			8,673
	VEHICLES,AIRCRAFT,VESSELS AND ASSOCIATED TRANSPORT EQUIPMENT	TOTAL		731,850,033
	RAILWAY OR TRAMWAY LOCOMOTIVES, ROLLING STOCK AND PARTS THEREOF; RAILWAY OR TRAMWAY TRACK FIXTURES AND FITTINGS AND PARTS THEREOF; MECHANICAL(INCLUDING ELECTROMECHANICAL) TRAFFIC SIGNALING EQUIPMENT OF ALL KINDS	TOTAL		53,806
8608000000	RAILWY TRK FIXTRS; MECH SIGNLNG, SAFTY, ETC; PARTS	X		43,806
	FRANCE			3,317
	ITALY			27,163
	MEXICO			13,326
8609000000	CONTAINERS FOR ONE OR MORE MODES OF TRANSPORT	X		10,000
	ITALY			3,000
	UNITED KINGDOM OF GT BRITAIN			7,000
	VEHICLES,OTHER THAN RAILWAY OR TRAMWAY ROLLING STOCK,AND PARTS AND ACCESSORIES THEREOF	TOTAL		727,014,709
8701301015	TRCK-LAYING TRCTS AGRCLTRL USE,ENG LESS 93.3KW	NO	22	1,405,507
	BRAZIL		6	352,397
	JAPAN		16	1,053,110
8701301045	TRCK-LAYING TRCTS AGR, => 119.4 KW BUT < 194 KW	NO	5	847,336
	BRAZIL		5	847,336
8701305015	TRCK-LAYING TRCTS,NEW,LESS THAN 93.3 KW, NESOI	NO	1	79,809
	BRAZIL		1	79,809

TABLE - 2 IMPORTS INTO PUERTO RICO FROM FOREIGN COUNTRIES
BY COMMODITY AND COUNTRY OF ORIGIN-FISCAL YEAR 2001

COMM CODE	DESCRIPTION AND COUNTRY	UNIT	QUANTITY	VALUE - $
8701305060	TRCK-LAYING,NEW, =>194 KW BUT < 257.4 KW, NESOI	NO	4	1,243,074
	BRAZIL		4	1,243,074
8701305090	TRACK-LAYING TRACTORS, USED,NESOI	NO	1	99,000
	FRANCE		1	99,000
8701901035	TRCTS,AGRL USE,NEW,PTO =>44.8KW BUT <59.7KW, NESOI	NO	46	797,337
	MEXICO		40	669,069
	UNITED KINGDOM OF GT BRITAIN		6	128,268
8701901040	TRCTS,AGRL USE,NEW,PTO,=>59.7KW BUT <74.6KW,NESOI	NO	46	1,082,039
	GERMANY		2	43,425
	MEXICO		30	632,539
	UNITED KINGDOM OF GT BRITAIN		14	406,075
8701901045	TRCTS,AGRL USE,NEW,PTO =>74.6KW BUT <89.5KW,NESOI	NO	3	74,990
	UNITED KINGDOM OF GT BRITAIN		3	74,990
8701901070	TRCTS,AGRL USE, NEW,EXC TRACK-LAYING AND PTO TYPE	NO	25	634,022
	BRAZIL		14	314,173
	NETHERLANDS		2	72,400
	UNITED KINGDOM OF GT BRITAIN		9	247,449
8701901090	TRCTS,AGRL USE, USED, EXC TRACK-LAYING TYPE	NO	1	13,650
	UNITED KINGDOM OF GT BRITAIN		1	13,650
8703105030	GOLF CARTS	NO	20	45,400
	REPUBLIC OF KOREA		20	45,400
8703210000	PASS MTR VEH, SPARK IGN ENG, NOT OV 1,000 CC	NO	7	153,216
	JAPAN		5	146,421
	UNITED KINGDOM OF GT BRITAIN		2	6,795
8703220000	PASS MTR VEH,SPARK IGN ENG, >1000CC BUT =<1500CC	NO	15,057	129,524,289
	JAPAN		10,914	96,084,153
	REPUBLIC OF KOREA		4,143	33,440,136
8703230022	STA WGN UN 160CM HGT, SPARK IGN,4 CYL, 1500-3000CC	NO	7	173,313
	JAPAN		7	173,313
8703230024	STA WGN UN 160CM HGT, SPARK IGN,4 CYL, 1500-3000CC	NO	22	384,089
	GERMANY		10	160,421
	NETHERLANDS		12	223,668
8703230032	STA WAG,NESOI,VANS, SPARK IGN,4 CYL, 1500-3000CC	NO	7	101,948
	JAPAN		7	101,948
8703230034	STA WAG,NESOI,VANS, SPARK IGN,4 CYL, 1500-3000CC	NO	1,083	8,207,002
	JAPAN		7	110,502
	REPUBLIC OF KOREA		1,076	8,096,500
8703230036	STA WAG,NESOI,VANS, SPARK IGN,4 CYL, 1500-3000CC	NO	126	1,068,332
	REPUBLIC OF KOREA		126	1,068,332
8703230038	STA WAG,NESOI,VANS, SPARK IGN,4 CYL, 1500-3000CC	NO	374	5,816,399
	JAPAN		374	5,816,399
8703230042	PASS MTR VEH,NESOI, SPARK IGN,4 CYL, 1500-3000CC	NO	3,535	42,231,740
	GERMANY		52	1,437,245
	JAPAN		568	8,021,131
	MEXICO		2,915	32,773,364
8703230044	PASS MTR VEH,NESOI, SPARK IGN,4 CYL, 1500-3000CC	NO	8,177	92,177,688
	BRAZIL		10	124,890
	GERMANY		180	3,622,450
	JAPAN		6,764	70,417,457
	MEXICO		1,028	16,249,688
	REPUBLIC OF KOREA		195	1,763,203
8703230046	PASS MTR VEH,NESOI, SPARK IGN,4 CYL, 1500-3000CC	NO	2,620	24,732,002
	JAPAN		341	4,794,887
	NETHERLANDS		123	2,262,827
	REPUBLIC OF KOREA		2,156	17,674,288
8703230048	PASS MTR VEH,NESOI, SPARK IGN,4 CYL, 1500-3000CC	NO	1,425	13,187,157
	JAPAN		778	7,614,401
	REPUBLIC OF KOREA		647	5,572,756
8703230052	PASS MTR VEH,NESOI, SPARK IGN,4 CYL, 1500-3000CC	NO	3,728	56,176,418
	JAPAN		3,160	49,501,311
	REPUBLIC OF KOREA		568	6,675,107
8703230062	PASS VEH,SPARK IGN,OV 4 BT NT OV 6 CYL,1500-3000CC	NO	306	6,996,577
	CANADA		1	20,000
	GERMANY		81	2,282,893
	JAPAN		69	1,826,520
	MEXICO		125	2,557,902

TABLE - 2 IMPORTS INTO PUERTO RICO FROM FOREIGN COUNTRIES
BY COMMODITY AND COUNTRY OF ORIGIN-FISCAL YEAR 2001

COMM CODE	DESCRIPTION AND COUNTRY	UNIT	QUANTITY	VALUE - $
	REPUBLIC OF KOREA		27	232,873
	SWEDEN		3	76,389
8703230064	PASS VEH,SPARK IGN,OV 4 BT NT OV 6 CYL,1500-3000CC	NO	945	13,469,479
	GERMANY		2	63,263
	JAPAN		943	13,406,216
8703230066	PASS VEH,SPARK IGN,OV 4 BT NT OV 6 CYL,1500-3000CC	NO	3,962	50,989,783
	GERMANY		3	113,795
	JAPAN		3,387	41,309,423
	REPUBLIC OF KOREA		552	8,990,555
	SWEDEN		20	576,010
8703230068	PASS VEH,SPARK IGN,OV 4 BT NT OV 6 CYL,1500-3000CC	NO	8,944	157,665,633
	BELGIUM		91	2,192,442
	GERMANY		1	26,478
	JAPAN		8,713	153,573,817
	NETHERLANDS		1	26,000
	REPUBLIC OF KOREA		125	1,491,666
	SWEDEN		13	355,230
8703230090	PASS VEH, SPARK IGN, CYL CAP 1500-3000CC, USED	NO	13	87,053
	GERMANY		5	39,579
	ITALY		1	3,900
	JAPAN		7	43,574
8703240034	PASS MTR VEH, SPARK IGN ENG, OV 3000CC, 4 CYL & UN	NO	2	83,560
	JAPAN		2	83,560
8703240042	PASS MTR VEH, SPARK IGN ENG, OV 3000CC, 4 CYL & UN	NO	181	2,702,447
	JAPAN		181	2,702,447
8703240052	PASS VEH,SPARK IGN, OV 4 BT NT OV 6 CYL,OV 3000 CC	NO	66	4,601,695
	GERMANY		66	4,601,695
8703240058	PASS VEH,SPARK IGN, OV 4 BT NT OV 6 CYL,OV 3000 CC	NO	2,662	54,185,053
	JAPAN		2,647	53,871,526
	REPUBLIC OF KOREA		15	313,527
8703240062	PASS VEH,SPARK IGN, OV 6 CYL, OV 3000 CC	NO	39	2,765,105
	GERMANY		15	834,835
	ITALY		9	1,303,568
	JAPAN		15	626,702
8703240064	PASS VEH,SPARK IGN, OV 6 CYL, OV 3000 CC	NO	20	906,327
	GERMANY		5	341,889
	JAPAN		15	564,438
8703240066	PASS VEH,SPARK IGN, OV 6 CYL, OV 3000 CC	NO	24	944,725
	JAPAN		24	944,725
8703240068	PASS VEH,SPARK IGN, OV 6 CYL, OV 3000 CC	NO	274	9,723,060
	JAPAN		273	9,554,959
	UNITED KINGDOM OF GT BRITAIN		1	168,101
8703240090	PASS MTR VEH, SPARK IGN, OVER 3000 CC, USED	NO	4	82,906
	GERMANY		4	82,906
8703320050	PASS VEH,DIESEL ENG, OV 1500 BT NT OV 2500 CC,USED	NO	1	6,400
	JAPAN		1	6,400
8703330085	PASS MTR VEH, DIESEL ENG, OVER 2500 CC, USED	NO	1	10,000
	JAPAN		1	10,000
8703900000	PASSENGER MOTOR VEHICLES, NESOI	NO	1	6,785
	MEXICO		1	6,785
8704105020	MOTR VEH,REAR DUMP,40.8 METRIC TONS OR LESS	NO	8	897,934
	CANADA		1	100,080
	GERMANY		2	152,000
	REPUBLIC OF KOREA		3	265,500
	UNITED KINGDOM OF GT BRITAIN		2	380,354
8704105050	MOTR VEH,REAR DUMP,EXCED 90.7 METRIC TONS	NO	1	10,000
	GERMANY		1	10,000
8704221020	CAB CHASSIS, TRUCK, DIESEL, GVW >5 BUT =< 9 M TON	NO	51	954,575
	JAPAN		51	954,575
8704221040	CAB CHASSIS, TRUCK, DIESEL, GVW >9 BUT =< 12 M TON	NO	4	106,747
	JAPAN		4	106,747
8704221060	CAB CHASSIS, TRUCK, DIESEL, GVW >12 BUT =< 15 M TO	NO	34	654,405
	JAPAN		34	654,405
8704221080	CAB CHASSIS,TRK, DIESEL, GVW >15 BUT =< 20 M TONS	NO	1	35,813
	CANADA		1	35,813
8704225020	TRUCK, DIESEL ENG, GVW >5 BUT =<9 M TONS	NO	13	465,387

TABLE - 2 IMPORTS INTO PUERTO RICO FROM FOREIGN COUNTRIES
BY COMMODITY AND COUNTRY OF ORIGIN-FISCAL YEAR 2001

COMM CODE	DESCRIPTION AND COUNTRY	UNIT	QUANTITY	VALUE - $
	CANADA		13	465,387
8706001540	CHASSIS FITTED WITH ENGINES FOR VEH,NESOI,HEAD8703	NO	9	10,705
	ITALY		9	10,705
8706005000	CHASSIS FITTED WITH ENGINES FOR VEHICLES, NESOI	NO	7	9,916
	ITALY		7	9,916
8707100020	BODIES FOR PASSENGER AUTOS OF HEADING 8703	NO	14	2,708
	PHILIPPINES		14	2,708
8707100040	BODIES FOR VEHILES, NESOI, OF HEADING 8703	NO	33	34,498
	ITALY		33	34,498
8708103010	STAMPINGS OF BUMPERS OF HEAD 8701 TO 8705	NO	146	2,607
	JAPAN		146	2,607
8708103050	BUMPERS, OTHER THAN STAMPINGS	NO	50,271	1,316,510
	CHINA (TAIWAN)		41,918	776,461
	JAPAN		4,943	395,127
	REPUBLIC OF KOREA		3,410	144,922
8708106010	STAMPINGS FOR PARTS OF BUMPERS, HEAD 8701 TO 8705	NO	166	5,209
	CHINA (TAIWAN)		150	2,998
	JAPAN		16	2,211
8708106050	PARTS OF BUMPERS, NESOI, OF HEADINGS 8701 TO 8705	NO	20,654	525,477
	CHINA (TAIWAN)		7,584	75,290
	GERMANY		411	33,499
	JAPAN		10,709	375,972
	REPUBLIC OF KOREA		1,950	40,716
8708291000	INFLATORS & MODULES FOR AIRBAGS	NO	1,266	315,016
	JAPAN		1,198	303,101
	REPUBLIC OF KOREA		68	11,915
8708291500	DOOR ASSEMBLIES FOR OTHER PTS AND ACCESS OF BODIES	NO	2,346	101,530
	CHINA (TAIWAN)		35	2,518
	JAPAN		2,282	95,912
	REPUBLIC OF KOREA		29	3,100
8708292000	BODY STAMPINGS FOR OTHER PTS & ACCESS OF BODIES	NO	38,523	1,554,451
	CHINA (TAIWAN)		23,302	578,951
	GERMANY		330	14,822
	ITALY		186	8,081
	JAPAN		11,716	805,658
	REPUBLIC OF KOREA		2,989	146,939
8708295010	STAMPINGS OF OTHER PARTS & ACCS OF BODIES, NESOI	NO	869	24,665
	CHINA (TAIWAN)		542	19,960
	JAPAN		327	4,705
8708295060	OTHER PTS AND ACC,NESOI,OF BODIES HDG 8701,8705	NO	365,063	4,162,076
	AUSTRIA		30	3,061
	BRAZIL		1,716	19,296
	CHINA (TAIWAN)		230,091	2,221,891
	CHINA,PEOPLE'S REP.(MAINLAND)		3,592	46,577
	GERMANY		2,020	6,989
	ITALY		789	89,002
	JAPAN		77,461	1,136,070
	PHILIPPINES		10	3,314
	REPUBLIC OF KOREA		48,571	623,158
	SWEDEN		783	12,718
8708315000	MOUNTED BRAKE LININGS, VEH, NESOI, 8701 TO 8705	NO	8,007	94,598
	CHINA (TAIWAN)		3,560	20,486
	GERMANY		40	2,884
	JAPAN		874	26,099
	REPUBLIC OF KOREA		3,533	45,129
8708395010	BRAKE DRUMS AND ROTORS OF HEADING 8701 TO 8705	NO	28,334	383,029
	CHINA (TAIWAN)		7,838	37,515
	CHINA,PEOPLE'S REP.(MAINLAND)		9,164	60,006
	JAPAN		8,149	238,863
	REPUBLIC OF KOREA		2,940	38,839
	SWEDEN		243	7,806
8708395050	BRAKES,PARTS,NESOI,FOR VEHICLES, OF 8701,8705	NO	419,248	3,163,798
	BYELARUS		5,380	13,450
	CHINA (TAIWAN)		146,741	957,857
	CHINA,PEOPLE'S REP.(MAINLAND)		129,382	139,830
	DENMARK		400	6,143

TABLE - 2 IMPORTS INTO PUERTO RICO FROM FOREIGN COUNTRIES
BY COMMODITY AND COUNTRY OF ORIGIN-FISCAL YEAR 2001

COMM CODE	DESCRIPTION AND COUNTRY	UNIT	QUANTITY	VALUE - $
	GERMANY		10,276	86,154
	ITALY		26,454	121,333
	JAPAN		54,504	1,458,674
	MALAYSIA		2,900	14,200
	REPUBLIC OF KOREA		21,856	281,981
	SWEDEN		1,930	11,645
	THAILAND		19,075	66,626
	VENEZUELA		350	5,905
8708402000	GEAR BOXES FOR VEHICLES OF HEADING 8703	NO	4,245	536,489
	CHINA,PEOPLE'S REP.(MAINLAND)		3,620	25,509
	JAPAN		463	421,913
	REPUBLIC OF KOREA		162	89,067
8708508000	DRIVE AXLES WITH DIFFERENTIAL FOR VEHICLES, NESOI	NO	116	2,669
	ITALY		116	2,669
8708605000	NON-DRIVING AXLES AND PARTS FOR VEH OF HD 8703	NO	1,399	81,157
	JAPAN		1,391	76,692
	REPUBLIC OF KOREA		8	4,465
8708701500	PARTS & ACCES. FOR TRACTORS SUITABLE FOR AGRIC USE	NO	1	2,316
	MEXICO		1	2,316
8708703500	PARTS & ACCESS FOR TRACTORS (EX AGRIC USE), NESOI	NO	675	190,661
	BRAZIL		2	6,144
	CANADA		105	9,188
	ITALY		568	175,329
8708704530	ROAD WHEELS FOR VEHICLES	NO	837	55,883
	CHINA (TAIWAN)		797	51,055
	UNITED KINGDOM OF GT BRITAIN		40	4,828
8708704545	ROAD WHEELS, OF ALUMINUM, FOR VEHICLES, NESOI	NO	28,655	1,125,060
	BRAZIL		773	18,723
	CHINA (TAIWAN)		20,045	624,414
	CHINA,PEOPLE'S REP.(MAINLAND)		1,720	64,359
	GERMANY		10	28,998
	ITALY		313	45,660
	JAPAN		821	79,620
	MEXICO		4,133	238,086
	PHILIPPINES		840	25,200
8708704560	ROAD WHEELS FOR VEHICLES (EX ALUMINUM), NESOI	NO	4,743	258,405
	CHINA (TAIWAN)		2,147	112,662
	CHINA,PEOPLE'S REP.(MAINLAND)		1,406	16,875
	GERMANY		313	16,196
	ITALY		339	72,558
	JAPAN		200	21,489
	REPUBLIC OF KOREA		318	15,690
	UNITED KINGDOM OF GT BRITAIN		20	2,935
8708706030	WHEEL RIMS FOR VEHICLES OTHER THAN TRACTORS	NO	141	11,651
	JAPAN		141	11,651
8708706045	WHEEL COVERS & HUBCAPS FOR VEH. OTHER THAN TRACTOR	NO	127,795	1,538,155
	CHINA (TAIWAN)		65,987	538,971
	ITALY		997	21,303
	JAPAN		57,929	890,732
	REPUBLIC OF KOREA		2,882	87,149
8708706060	PARTS & ACCESSORIES F WHEELS F VEH O/T TRAC. NESOI	NO	50,276	456,410
	CHINA (TAIWAN)		43,450	316,640
	CHINA,PEOPLE'S REP.(MAINLAND)		3,400	8,755
	GERMANY		28	4,221
	JAPAN		2,762	121,275
	UNITED KINGDOM OF GT BRITAIN		636	5,519
8708803000	SUSPENSION SHOCK ABSORBERS FOR VEHC, McPHER STRUTS	NO	14,233	480,039
	CHINA (TAIWAN)		1,960	19,274
	GERMANY		28	2,542
	JAPAN		9,956	401,957
	REPUBLIC OF KOREA		2,289	56,266
8708804500	SUSPENSION SHOCK ABSORBERS FOR VEHICLES, NESOI	NO	10,619	187,772
	CHINA (TAIWAN)		3,665	28,789
	GERMANY		138	2,439
	JAPAN		2,474	73,817
	REPUBLIC OF KOREA		4,342	82,727

TABLE - 2 IMPORTS INTO PUERTO RICO FROM FOREIGN COUNTRIES
BY COMMODITY AND COUNTRY OF ORIGIN-FISCAL YEAR 2001

COMM CODE	DESCRIPTION AND COUNTRY	UNIT	QUANTITY	VALUE - $
8708915000	RADIATORS FOR VEHICLES, NESOI	NO	3,732	207,335
	CHINA (TAIWAN)		522	21,244
	GERMANY		785	67,794
	INDIA		6	4,035
	JAPAN		1,777	81,365
	REPUBLIC OF KOREA		455	18,228
	UNITED KINGDOM OF GT BRITAIN		187	14,669
8708925000	MUFFLERS AND EXHAUST PIPES FOR VEHICLES, NESOI	NO	42,865	676,331
	CHINA (TAIWAN)		10,883	275,410
	CHINA,PEOPLE'S REP.(MAINLAND)		1,166	33,182
	GERMANY		32	2,560
	JAPAN		527	46,623
	MEXICO		1,517	52,476
	REPUBLIC OF KOREA		698	56,415
	UNITED KINGDOM OF GT BRITAIN		37	2,896
	VENEZUELA		28,005	206,769
8708936000	CLUTCHES FOR VEHICLES (EX TRAC F AGRIC USE) NESOI	NO	86,838	786,335
	CHINA (TAIWAN)		34,479	227,860
	CHINA,PEOPLE'S REP.(MAINLAND)		1,040	6,892
	ITALY		5,623	22,301
	JAPAN		12,731	214,207
	REPUBLIC OF KOREA		32,965	315,075
8708937500	PARTS OF CLUTCHES FOR VEHICLES (EX TRAC AGR) NESOI	NO	32,630	165,230
	CANADA		8,340	29,813
	CHINA (TAIWAN)		4,262	21,167
	CHINA,PEOPLE'S REP.(MAINLAND)		13,900	13,194
	JAPAN		2,622	42,479
	REPUBLIC OF KOREA		3,506	58,577
8708945000	STEERING WHEELS,STEERING COLUMNS,STEERING BOXES,VE	NO	101	17,195
	JAPAN		101	17,195
8708991800	PARTS OF TRACTORS FOR AGR USE:PRTS FOR SUSPN SYSTM	NO	7,289	8,866
	CHINA (TAIWAN)		6,973	6,262
	CHINA,PEOPLE'S REP.(MAINLAND)		316	2,604
8708992400	PARTS OF TRACTORS FOR AGRIC USE: NESOI OF HDG 8701	NO	35	16,705
	ARGENTINA		1	5,348
	ITALY		32	6,747
	MEXICO		2	4,610
8708994960	PARTS,NESOI,OF TRACTORS,NESOI,OF HEADING 8701,8705	NO	64,518	634,617
	CANADA		529	40,773
	CHINA (TAIWAN)		537	7,441
	ITALY		941	265,252
	JAPAN		21,395	8,987
	POLAND		20	20,358
	REPUBLIC OF KOREA		35,504	123,000
	UNITED KINGDOM OF GT BRITAIN		4,452	94,997
	VENEZUELA		1,140	73,809
8708995500	VIB CTRL GDS RB:NESOI OF MOTOR VEH,NESOI 8701-8705	NO	269,117	317,153
	CHINA (TAIWAN)		101,970	122,140
	JAPAN		8,042	64,331
	REPUBLIC OF KOREA		9,204	58,724
	THAILAND		149,901	71,958
8708995800	DOUBLE FLANGED WHEEL HUB UNITS INCRP BALL BEARINGS	NO	422	12,870
	JAPAN		422	12,870
8708996100	PARTS,NESOI,OF MOTOR VEH,NESOI, 8701-8705: AIRBAGS	NO	91	6,319
	REPUBLIC OF KOREA		91	6,319
8708996400	PARTS OF MOTOR VEH,NESOI, 8701-8705:1/2 & DRV SHFT	NO	945	75,753
	JAPAN		257	42,171
	REPUBLIC OF KOREA		688	33,582
8708996700	PARTS OF MOTOR VEH,NESOI 8701-8705:OT PRTS PWR TRN	NO	1,625	56,134
	JAPAN		292	20,076
	REPUBLIC OF KOREA		1,333	36,058
8708996710	PARTS MOTR VEH,PRTS PWR TRNS, FRGD UNIV JNTS 8703	NO	117	5,860
	JAPAN		117	5,860
8708996790	PARTS OF MOTOR VEH,NESOI 8701-8705:OT PRTS PWR TRN	NO	3,133	156,405
	JAPAN		1,800	142,320
	REPUBLIC OF KOREA		1,333	14,085

TABLE - 2 IMPORTS INTO PUERTO RICO FROM FOREIGN COUNTRIES
BY COMMODITY AND COUNTRY OF ORIGIN-FISCAL YEAR 2001

COMM CODE	DESCRIPTION AND COUNTRY	UNIT	QUANTITY	VALUE - $
8708997060	PARTS,NESOI,OF MOTOR VEHICLES,NESOI, HDS 8701-8705	NO	183,818	1,250,427
	CHINA (TAIWAN)		110,391	413,531
	CHINA,PEOPLE'S REP.(MAINLAND)		3,096	34,407
	GERMANY		2,418	45,220
	JAPAN		53,942	645,084
	NETHERLANDS		2,848	51,151
	REPUBLIC OF KOREA		10,216	56,507
	SPAIN		907	4,527
8708997330	STEERING SHAFT ASSEMB INCORPORAT UNIVERSAL JOINTS	NO	1,289	56,521
	CHINA (TAIWAN)		928	45,560
	JAPAN		361	10,961
8708997360	PARTS,NESOI,OF MOTOR VEHICLES,NESOI, HD8701-8705	NO	179,736	983,276
	CHINA (TAIWAN)		152,138	624,926
	JAPAN		20,410	301,011
	REPUBLIC OF KOREA		7,188	57,339
8708998005	BRK HOSES-PLASTC.W/ATTCHD FIT OF VEH 8701 TO 8705	NO	3,160	11,004
	CHINA (TAIWAN)		3,160	11,004
8708998015	DOUBLE FLANGED WHEEL HUB UNITS, NESOI	NO	1,129	28,887
	CHINA (TAIWAN)		200	2,695
	JAPAN		819	18,918
	REPUBLIC OF KOREA		110	7,274
8708998080	PARTS,NESOI,OF MOTOR VEHICLES,NESOI, HDS 8701-8705	NO	542,355	2,641,723
	AUSTRALIAN ISLANDS		12	8,712
	AUSTRIA		382	7,565
	BRAZIL		75,535	77,824
	CANADA		2	3,845
	CHINA (TAIWAN)		212,657	830,867
	CHINA,PEOPLE'S REP.(MAINLAND)		9,120	20,570
	GERMANY		12,706	198,732
	HONG KONG		44,362	17,683
	ITALY		236	13,070
	JAPAN		131,054	700,748
	MEXICO		200	18,250
	PERU		2,900	4,377
	REPUBLIC OF KOREA		51,568	632,910
	UNITED KINGDOM OF GT BRITAIN		424	21,033
	VENEZUELA		1,197	85,537
8709190060	WORKS TRUCKS,EXC ELEC,EXC OP RIDE,W/O LIFT EQP	NO	1	9,158
	FRANCE		1	9,158
8711100000	MOTOCYCLES (INCL MOPEDS),PIST,ENG,CYL,NOT,EXC 50CC	NO	325	212,047
	CHINA (TAIWAN)		225	73,288
	JAPAN		100	138,759
8711200030	MOTORCYCLES EXCEEDING 50CC,NOT EXCEEDING 90CC	NO	244	279,066
	CHINA (TAIWAN)		79	127,662
	CHINA,PEOPLE'S REP.(MAINLAND)		6	4,656
	ITALY		12	11,100
	JAPAN		147	135,648
8711200060	MOTORCYCLES EXCEEDING 90CC,NOT EXCEEDING 190CC	NO	11	15,845
	ITALY		8	4,340
	JAPAN		3	11,505
8711200090	MOTORCYCLES EXCEEDING 190 CC,BUT NOT EXCEEDING 250	NO	234	543,905
	CHINA,PEOPLE'S REP.(MAINLAND)		6	18,243
	JAPAN		228	525,662
8711300030	MOTORCYCLES EXCEEDING 250CC BUT NOT EXCEEDING 290	NO	1	5,000
	JAPAN		1	5,000
8711300060	MOTORCYCLES EXCEEDING 290CC NOT EXCEEDING 490CC	NO	413	1,494,675
	CANADA		1	2,956
	CHINA,PEOPLE'S REP.(MAINLAND)		30	240,790
	JAPAN		382	1,250,929
8711300090	MOTORCYCLES EXCEEDING 490CC NOT EXCEEDING 500CC	NO	130	396,528
	CHINA,PEOPLE'S REP.(MAINLAND)		50	133,775
	JAPAN		80	262,753
8711403000	MOTORCYCLES EXCEEDING 500CC NOT EXCEEDING 700CC	NO	230	1,052,982
	CHINA,PEOPLE'S REP.(MAINLAND)		29	134,337
	JAPAN		201	918,645
8711406030	MOTORCYCLES EXCEEDING 700CC NOT EXCEEDING 790CC	NO	75	514,404

TABLE - 2 IMPORTS INTO PUERTO RICO FROM FOREIGN COUNTRIES
BY COMMODITY AND COUNTRY OF ORIGIN-FISCAL YEAR 2001

COMM CODE	DESCRIPTION AND COUNTRY	UNIT	QUANTITY	VALUE - $
	CHINA,PEOPLE'S REP.(MAINLAND)		2	5,116
	ITALY		1	6,600
	JAPAN		71	500,183
	SPAIN		1	2,505
8711406060	MOTORCYCLES EXCEEDING 790CC NOT EXCEEDING 800CC	NO	2	9,782
	JAPAN		2	9,782
8711500030	MOTORCYCLES EXCEEDING 800CC NOT EXCEED 970CC	NO	17	86,592
	JAPAN		17	86,592
8711500060	MOTORCYCLES EXCEEDING 970 CC	NO	255	1,894,843
	CHINA,PEOPLE'S REP.(MAINLAND)		24	166,482
	JAPAN		231	1,728,361
8711900000	MOTORCYCLES (INCLUDING MOPEDS), NESOI	NO	793	109,460
	CHINA (TAIWAN)		1	2,300
	CHINA,PEOPLE'S REP.(MAINLAND)		792	107,160
8712001510	BICYCLES HAVING BOTH WHEELS NOT EXCD 50CM DIAMETER	NO	33,679	916,961
	CHINA (TAIWAN)		3,177	223,446
	CHINA,PEOPLE'S REP.(MAINLAND)		27,781	651,862
	HONG KONG		989	16,705
	PANAMA		1,732	24,948
8712001520	BICYCLES HAVING BOTH WHEELS EXCD 50CM,NT EXC 55CM	NO	17,441	715,132
	CHINA (TAIWAN)		816	74,164
	CHINA,PEOPLE'S REP.(MAINLAND)		16,625	640,968
8712001550	BICYCLES HAVING BOTH WHEELS EXCD 55CM,NT EX 63.5CM	NO	5,746	203,320
	CHINA (TAIWAN)		2,991	88,646
	CHINA,PEOPLE'S REP.(MAINLAND)		2,755	114,674
8712002500	BICYCLES; BOTH WHEELS >63.5CM DIAMETER,WGT <16.3KG	NO	872	55,396
	CHINA (TAIWAN)		854	43,653
	ITALY		5	2,418
	NETHERLANDS		9	6,040
	SPAIN		4	3,285
8712003500	BICYCLES HAVING BOTH WHEELS EXC 63.5 CM DIAM,NESOI	NO	7,279	535,916
	CHINA (TAIWAN)		580	93,212
	CHINA,PEOPLE'S REP.(MAINLAND)		6,699	442,704
8712004800	BICYCLES, NESOI	NO	1,146	40,023
	CHINA (TAIWAN)		20	4,566
	GERMANY		1,126	35,457
8712005000	CYCLES, NESOI	NO	105	7,221
	CHINA (TAIWAN)		105	7,221
8713100000	INVALID CARRIAGES, NOT MECHANICALLY PROPELLED	NO	419	36,191
	CHINA,PEOPLE'S REP.(MAINLAND)		419	36,191
8713900060	INVALID CARRIAGES, NESOI	NO	240	31,622
	MEXICO		240	31,622
8714190060	PARTS, NESOI, OF MOTORCYCLES	KG	1,576	64,297
	JAPAN		1,576	64,297
8714913000	FRAMES OF BICYC & OTHER CYCLES VAL = OR < $600 EA	NO	22	7,703
	ITALY		11	5,180
	SPAIN		11	2,523
8714919000	PARTS AND ACCESSORIES,NESOI,OF HD8711 TO 8713NESOI	KG	805	3,328
	CHINA (TAIWAN)		805	3,328
8714921000	WHEEL RIMS AND PARTS OF HEADINGS 8711 TO 8713	KG	5,287	21,920
	CHINA (TAIWAN)		5,287	21,920
8714931500	THREE SPEED HUBS OTHER THAN BRAKING HUBS,HUB BRKES	NO	750	6,782
	CHINA (TAIWAN)		750	6,782
8714932800	VARIABLE SPEED HUBS (EXCEPT TWO AND THREE SPEED)	NO	4,750	4,931
	CHINA (TAIWAN)		4,750	4,931
8714933500	HUBS, NESOI, OF HEADINGS 8711 TO 8713	NO	2,300	2,142
	CHINA (TAIWAN)		2,300	2,142
8714937030	MULTIPLE FREE-WHEEL SPROKETS OF HEADS 8711 TO 8713	NO	3,850	7,597
	CHINA (TAIWAN)		3,850	7,597
8714937060	FREE-WHEEL SPROKET-WHEELS, NESOI	KG	821	7,248
	CHINA (TAIWAN)		821	7,248
8714943020	CALIPER BRAKES, NESOI, OF HEADING 8711 TO 8713	NO	20,856	9,958
	CHINA (TAIWAN)		20,856	9,958
8714943060	BRAKES, NESOI, FOR BICYCLES, NESOI	NO	6,346	14,281
	CHINA (TAIWAN)		5,810	3,410
	CHINA,PEOPLE'S REP.(MAINLAND)		536	10,871

TABLE - 2 IMPORTS INTO PUERTO RICO FROM FOREIGN COUNTRIES
BY COMMODITY AND COUNTRY OF ORIGIN-FISCAL YEAR 2001

COMM CODE	DESCRIPTION AND COUNTRY	UNIT	QUANTITY	VALUE - $
8714943080	BRAKE PRTS (INCL DRUM) NESOI, OF HEADING 8711-8713	KG	6,480	31,872
	CHINA (TAIWAN)		6,480	31,872
8714950000	SADDLES FOR VEHICLES OF HEADING 8711 TO 8713	NO	10,918	30,433
	CHINA (TAIWAN)		10,918	30,433
8714961000	PEDALS AND PARTS FOR VEHICLES OF HDG 8711 TO 8713	KG	2,042	10,861
	CHINA (TAIWAN)		2,042	10,861
8714991000	CLICK TWIST GRIPS AND CLICK STICK LEVERS	KG	285	3,606
	CHINA (TAIWAN)		285	3,606
8714998000	PARTS AND ACCESSORIES, NESOI, OF VEHICLES	KG	26,980	116,190
	CHINA (TAIWAN)		26,746	112,527
	ITALY		234	3,663
8715000020	BABY CARRIAGES (INCLUDING STROLLERS)	NO	20,371	288,562
	CHINA (TAIWAN)		6,154	42,829
	CHINA,PEOPLE'S REP.(MAINLAND)		14,163	243,017
	ITALY		54	2,716
8716390050	TRAILERS AND SEMI-TRAILERS, NESOI, PLATFORM TYPE	NO	2	5,900
	CANADA		2	5,900
8716400000	TRAILERS AND SEMI-TRAILERS, NESOI	NO	224	112,921
	CHINA (TAIWAN)		220	16,120
	UNITED KINGDOM OF GT BRITAIN		4	96,801
8716801000	FARM WAGONS AND CARTS	NO	3,129	83,787
	DOMINICAN REPUBLIC		9	2,700
	MEXICO		2,940	69,243
	NETHERLANDS		180	11,844
8716805010	INDUSTRIAL HAND TRUCKS	NO	1,187	103,545
	CHINA (TAIWAN)		132	29,708
	CHINA,PEOPLE'S REP.(MAINLAND)		814	3,759
	IRELAND		241	70,078
8716805020	PORTABLE LUGGAGE CARTS	NO	7,600	28,205
	CHINA,PEOPLE'S REP.(MAINLAND)		7,600	28,205
8716805090	VEHICLES NOT MECHANICALLY PROPELLED, NESOI	NO	134,033	3,459,453
	CHINA (TAIWAN)		22,007	579,796
	CHINA,PEOPLE'S REP.(MAINLAND)		91,993	2,416,143
	COLOMBIA		3,051	67,383
	HONG KONG		4,098	94,254
	ITALY		1,346	23,422
	MALAYSIA		3,462	59,160
	MEXICO		7,329	168,591
	UNITED KINGDOM OF GT BRITAIN		747	50,704
8716901000	PARTS OF FARM WAGONS AND CARTS	KG	2,701	3,338
	COLOMBIA		2,701	3,338
8716905030	WHEELS FOR TRAILERS & OTHER VEH NOT MECH. PROPELLD	KG	19,610	55,198
	CHINA,PEOPLE'S REP.(MAINLAND)		537	7,820
	HONG KONG		19,073	47,378
8716905060	PARTS, NESOI F TRAILRS & OTH VEH NOT MECH PROPELLD	KG	4,667	8,970
	DOMINICAN REPUBLIC		550	2,439
	MEXICO		4,117	6,531
	AIRCRAFT,SPACECRAFT,AND PARTS THEREOF	TOTAL		128,445
8801100030	HANG GLIDERS	NO	1	4,197
	ITALY		1	4,197
8801900000	BALLOONS, DIRIGIBLES & OTHER NON-POWERED AIRCRAFT	X		12,808
	COLOMBIA			12,808
8803100030	PROPS & RTRS & PRTS FOR CVL ARCT, NT FR DOD,USCG	KG	70	2,500
	CANADA		70	2,500
8803300060	OTHER PARTS,NESOI,OF MILITARY AIRPLANES/HELICOPTRS	KG	450	100,000
	FRANCE		450	100,000
8804000000	PARACHUTES (ALSO DIRIGIBLE CHUTES) ROTOCHUTES&PART	KG	40	8,940
	FRANCE		2	6,100
	SPAIN		38	2,840
	SHIPS,BOATS AND FLOATING STRUCTURES	TOTAL		4,653,073
8903100045	INFLT YACHT,VESSEL,FR PLES,SPRT,NO RIDG HULL,>$500	NO	50	65,489

TABLE - 2 IMPORTS INTO PUERTO RICO FROM FOREIGN COUNTRIES
BY COMMODITY AND COUNTRY OF ORIGIN-FISCAL YEAR 2001

COMM CODE	DESCRIPTION AND COUNTRY	UNIT	QUANTITY	VALUE - $
	VENEZUELA		50	65,489
8903910035	SAILBOATS,WITH AUXILIARY MOTOR,>9.2M IN LENGTH	NO	6	800,847
	FRANCE		5	502,957
	REP. OF SOUTH AFRICA		1	297,890
8903920035	MOTORBOATS(NO CABN CRSR),INBRD/OUTDRVE,>6.5M LONG	NO	3	16,000
	CANADA		2	4,000
	ITALY		1	12,000
8903920065	CABIN CRUISERS,INBOARD POWERED,>8M IN LENGTH	NO	8	2,010,507
	AUSTRALIAN ISLANDS		8	2,010,507
8903920070	MOTORBOAT(NO CABN CRUSRS)INBOARD POWRD,>8M LONG	NO	4	1,536,382
	ITALY		3	936,382
	UNITED KINGDOM OF GT BRITAIN		1	600,000
8903990500	CANOES (NORMALLY NOT USED WITH MOTORS OR SAILS)	NO	197	78,171
	CANADA		84	22,627
	NEW ZEALAND ISLANDS		80	49,330
	UNITED KINGDOM OF GT BRITAIN		33	6,214
8903992030	OUTBOARD MOTORBOATS,HULLS OF METAL>5 M IN LENGTH	NO	1	117,520
	ITALY		1	117,520
8903999000	OTHER YACHTS &VESSELS FOR PLEASURE OR SPORTS,NESOI	NO	56	19,042
	ITALY		56	19,042
8907100000	INFLATABLE RAFTS	NO	9	2,552
	FRANCE		9	2,552
8907900030	BUOYS	X		6,563
	GERMANY			6,563
	OPTICAL,PHOTOGRAPHIC,CINEMATOGRAPHIC, MEASURING,CHECKING,PRECISION,MEDICAL OR SURGICAL INSTRUMENTS AND APPARATUS; CLOCKS AND WATCHES; MUSICAL INSTRUMENTS; PARTS AND ACCESSORIES THEREOF	TOTAL		211,856,659
	OPTICAL,PHOTOGRAPHIC,CINEMATOGRAPHIC, MEASURING,CHECKING,PRECISION,MEDICAL OR SURGICAL INSTRUMENTS AND APPARATUS; PARTS AND ACCESSORIES THEREOF	TOTAL		202,369,456
9001100085	OPT FIBER BUNDLE & CABLE EXC OF 8544 NOT PLASTIC	FBM	25,586	243,362
	GERMANY		25,586	243,362
9001300000	CONTACT LENSES, UNMOUNTED	PRS	680,981	168,888
	UNITED KINGDOM OF GT BRITAIN		680,981	168,888
9001400000	SPECTACLE LENSES OF GLASS, UNMOUNTED	PRS	617	5,876
	MEXICO		617	5,876
9001904000	LENSES, UNMOUNTED, NESOI	NO	26,406	91,093
	JAPAN		146	2,382
	SPAIN		26,260	88,711
9001905000	PRISMS, UNMOUNTED, NESOI	X		2,009
	SPAIN			2,009
9001909000	OPTICAL ELEMENTS, UNMOUNTED, NESOI	X		2,840
	UNITED KINGDOM OF GT BRITAIN			2,840
9003110000	FRAMES AND MOUNTINGS OF PLASTICS	DOZ	4,451	136,097
	CANADA		2,799	23,915
	CHINA,PEOPLE'S REP.(MAINLAND)		300	6,565
	HONG KONG		263	7,425
	ISRAEL		330	39,293
	JAPAN		7	4,853
	SPAIN		752	54,046
9003190000	FRAMES AND MOUNTINGS OF OTHER MATERIALS	DOZ	1,982	307,101
	CANADA		104	48,360
	FRANCE		16	24,111
	HONG KONG		364	34,552
	JAPAN		56	24,639
	SPAIN		1,442	175,439
9004100000	SUNGLASSES	DOZ	6,676	140,778
	AUSTRIA		8	6,097
	CHINA (TAIWAN)		667	64,232
	CHINA,PEOPLE'S REP.(MAINLAND)		5,692	24,797

TABLE - 2 IMPORTS INTO PUERTO RICO FROM FOREIGN COUNTRIES
BY COMMODITY AND COUNTRY OF ORIGIN-FISCAL YEAR 2001

COMM CODE	DESCRIPTION AND COUNTRY	UNIT	QUANTITY	VALUE - $
	FRANCE		10	24,881
	SPAIN		299	20,771
9004900000	SPECTACLES, ETC, CORRECTIVE, PROTECTIVE, NESOI	DOZ	7,439	44,625
	CHINA (TAIWAN)		621	8,141
	CHINA,PEOPLE'S REP.(MAINLAND)		6,152	30,313
	MEXICO		666	6,171
9005100080	BINOCULARS, NESOI	NO	300	2,569
	CHINA,PEOPLE'S REP.(MAINLAND)		300	2,569
9006300000	CAMERAS FOR UNDERWATER, AERIAL SURVEY, MEDICAL ETC	NO	1	45,000
	UNITED KINGDOM OF GT BRITAIN		1	45,000
9006521040	CAMERAS <35MM FIXED FOCUS HAND-HELD 110, NESOI	NO	35,000	12,984
	CHINA,PEOPLE'S REP.(MAINLAND)		35,000	12,984
9006530010	ONE TIME USE CAMERA, 35MM FILM WITH BUILT-IN FLASH	NO	4,320	9,288
	CHINA,PEOPLE'S REP.(MAINLAND)		4,320	9,288
9006530020	ONE TIME USE CAMERAS, 35MM FILM, NO FLASH, NESOI	NO	4,320	13,608
	CHINA,PEOPLE'S REP.(MAINLAND)		4,320	13,608
9006530050	OTHER CAMERAS, 35MM FILM,WITH BUILT-IN ELECT FLASH	NO	9,840	54,777
	CHINA,PEOPLE'S REP.(MAINLAND)		4,800	18,691
	MEXICO		5,040	36,086
9006530070	OTHER CAMERAS, ROLL FILM 35MM, NO FLASH, NESOI	NO	17,992	34,821
	CHINA,PEOPLE'S REP.(MAINLAND)		17,992	34,821
9006599000	CAMERAS OTHER THAN FIXED FOCUS VALUED OVER $10 EA.	NO	10	7,629
	ITALY		10	7,629
9006610020	DISCHRGE LAMP & FLASHLGHT, CAMERA MOUNT, AUTO FLSH	NO	50	3,154
	JAPAN		50	3,154
9007198080	CINEMATOGRAPHIC CAMERAS, OVER 16 MM, NESOI	NO	5	3,320
	CANADA		5	3,320
9007206080	PROJECTORS FOR FILM OVER 16MM WITH SOUND	NO	12	33,691
	MEXICO		12	33,691
9007914000	PARTS FOR CAMERAS	X		224,427
	JAPAN			224,427
9008300000	IMAGE PROJECTORS, OTHER THAN CINEMATOGRAPHIC	NO	3	4,470
	UNITED KINGDOM OF GT BRITAIN		3	4,470
9008904000	PARTS AND ACCESSORIES OF IMAGE PROJECTORS, OTHER T	X		11,740
	UNITED KINGDOM OF GT BRITAIN			11,740
9009110000	ELECTROSTATIC PHOTOCOPYING IMAGE DIRECTLY ON COPY	NO	73	85,745
	CHINA,PEOPLE'S REP.(MAINLAND)		8	13,000
	MEXICO		20	13,330
	PANAMA		5	37,088
	PHILIPPINES		40	22,327
9009120000	ELECTROSTATIC PHOTOCOPYING IMAGE, INDIRECT PROCESS	NO	661	1,178,015
	CHINA,PEOPLE'S REP.(MAINLAND)		298	533,846
	JAPAN		240	552,858
	PHILIPPINES		110	65,683
	REPUBLIC OF KOREA		13	25,628
9009905000	PART EXCL. PHOTORECEPTORS OF ELECTROSTAT COPY MACH	X		24,948
	JAPAN			24,948
9009907070	PART & ACCESSORIES OF OTHER PHOTOCOPYING APPARATUS	X		4,053
	JAPAN			4,053
9009907090	PART & ACCESSORIES OF PHOTOCOPYING APPARATUS,NESOI	X		668,000
	CANADA			3,776
	CHINA,PEOPLE'S REP.(MAINLAND)			222,829
	JAPAN			435,860
	MEXICO			5,535
9011208000	MICROSCOPES, EXC WITH MEANS TO PHOTOGRAPH IMAGE	NO	2	40,941
	GERMANY		2	40,941
9012100000	MICROSCOPES, EXC OPTICAL; DIFFRACTION APPARATUS	X		85,000
	JAPAN			85,000
9013200000	LASERS, OTHER THAN LASER DIODES	NO	1	25,400
	UNITED KINGDOM OF GT BRITAIN		1	25,400
9013802000	HAND MAGNIFIERS, MAGNIFYING GLASSES, ETC	NO	10,000	3,100
	CHINA,PEOPLE'S REP.(MAINLAND)		10,000	3,100
9013807000	FLAT PANEL DISPLAYS OTHER THAN FOR ARTICLS OF 8528	NO	22,800	7,410
	HONG KONG		22,800	7,410
9013809000	OPTICAL DEVICES, APPLIANCES & INSTRUMENTS, NESOI	X		102,450
	JAPAN			102,450

TABLE - 2 IMPORTS INTO PUERTO RICO FROM FOREIGN COUNTRIES
BY COMMODITY AND COUNTRY OF ORIGIN-FISCAL YEAR 2001

COMM CODE	DESCRIPTION AND COUNTRY	UNIT	QUANTITY	VALUE - $
9013909000	PARTS FOR LIQUID CRYSTAL DEVICES, NESOI	X		13,185
	JAPAN			13,185
9015308000	SURVEYING LEVELS, EXCEPT ELECTRICAL	NO	2,320	4,554
	MEXICO		2,320	4,554
9015900090	PTS FOR SURVEYING INST & APPLN,EXC COMPASSES,NESOI	X		5,005
	CANADA			5,005
9016002000	ELEC BALANCES OF A SENSITIVITY OF A 5 CG OR BETTER	X		29,016
	GERMANY			17,377
	SWITZERLAND			11,639
9017204000	DIS CALCULATORS, & OTH MATH CALCULATING INSTRUMENT	X		19,620
	CHINA,PEOPLE'S REP.(MAINLAND)			2,070
	EL SALVADOR			17,550
9017208080	DRAWING, MARKING-OUT/MATH CALCULATING INST, NESOI	X		160,635
	CANADA			139,440
	MEXICO			21,195
9017304000	MICROMETERS AND CALIPERS	NO	24	2,656
	ITALY		24	2,656
9017308000	GAUGES FOR MEASURING LENGTH	X		3,180
	CHINA,PEOPLE'S REP.(MAINLAND)			3,180
9017800000	OTHER INSTRUMENTS FOR MEASURING LENGTH, NESOI	X		15,898
	CHINA,PEOPLE'S REP.(MAINLAND)			15,898
9018120000	ULTRASONIC SCANNING APPARATUS	NO	13	391,006
	ISRAEL		1	58,870
	JAPAN		6	249,123
	REPUBLIC OF KOREA		6	83,013
9018130000	MAGNETIC RESONANCE IMAGING APPARATUS	NO	7	1,858,086
	FINLAND		5	1,078,086
	JAPAN		2	780,000
9018194000	APPARATUS, FUNCTIONAL EXPLORATORY EXAMINATION& PTS	X		46,335
	DENMARK			11,332
	ISRAEL			35,003
9018195500	PATIENT MONITORING SYSTEMS	X		7,041
	GERMANY			7,041
9018199530	BASAL METABOLISM AND BLOOD PRESSURE APPARATUS	X		7,259
	SPAIN			7,259
9018199550	OTHER ELECTRO-DIAGNOSTIC APPARATUS, NESOI	X		190,645
	DENMARK			181,035
	FINLAND			9,610
9018199560	PARTS&ACCESSORIES FOR ELECTRO-DIAGNOSTIC APPARATUS	X		60,717
	ARGENTINA			4,900
	FINLAND			15,919
	GERMANY			2,099
	ISRAEL			6,662
	JAPAN			28,005
	NETHERLANDS			3,132
9018310040	HYPODERMIC SYRINGES, WITH OR WITHOUT THEIR NEEDLES	NO	525,000	23,988
	THAILAND		525,000	23,988
9018310080	SYRINGES, WITH OR WITHOUT THEIR NEEDLES, NESOI	NO	652,800	59,434
	COSTA RICA		652,800	59,434
9018310090	PTS FOR SYRINGS, WITH OR WITHOUT THEIR NEEDLES	X		4,443,720
	COSTA RICA			576,207
	FRANCE			3,867,513
9018320000	TUBULAR METAL NEEDLES & NEEDLES FOR SUTURES &PARTS	X		4,721,595
	FRANCE			1,538,208
	JAPAN			3,010,935
	UNITED KINGDOM OF GT BRITAIN			172,452
9018390040	BOUGIES, DRAINS AND SONDES, & PARTS & ACCESSORIES	X		6,924,518
	COSTA RICA			6,840,099
	IRELAND			17,339
	ITALY			12,477
	TURKEY			30,803
	UNITED KINGDOM OF GT BRITAIN			23,800
9018390050	CANNULAE AND THE LIKE AND PART AND ACCESSORIES	X		76,413
	IRELAND			2,213
	JAPAN			74,200
9018410000	DENTAL DRILL ENGINES AND PARTS AND ACCESSORIES	X		2,270

TABLE - 2 IMPORTS INTO PUERTO RICO FROM FOREIGN COUNTRIES
BY COMMODITY AND COUNTRY OF ORIGIN-FISCAL YEAR 2001

COMM CODE	DESCRIPTION AND COUNTRY	UNIT	QUANTITY	VALUE - $
	ARGENTINA			2,270
9018498040	DENTAL HAND INSTRUMENTS AND PARTS AND ACCESSORIES	X		24,638
	ISRAEL			22,000
	PAKISTAN			2,638
9018498080	INST & APPLIANCES FOR DENTAL SCIENCES & PTS, NESOI	X		34,879
	BRAZIL			25,380
	UNITED KINGDOM OF GT BRITAIN			9,499
9018500000	OTHER OPHTHALMIC INSTRUMENTS & APPLIANCES & PARTS	X		41,496
	GERMANY			41,496
9018902000	OPTICAL INSTRUMENTS AND APPLIANCES AND PARTS,NESOI	X		49,457
	FRANCE			30,585
	SWITZERLAND			6,675
	UNITED KINGDOM OF GT BRITAIN			12,197
9018907580	ELECTRO-MEDICAL INST & APPLIANCES & PARTS, NESOI	X		5,346
	DENMARK			5,346
9018908000	INST & APPLIANCES FOR MEDICAL,SURGICAL, ETC,NESOI	X		153,181,167
	BELGIUM			293,039
	CANADA			19,488
	COSTA RICA			81,712,090
	DOMINICAN REPUBLIC			52,423,720
	FRANCE			61,238
	GERMANY			751,295
	INDIA			36,945
	INDONESIA			4,427
	IRELAND			97,641
	ISRAEL			3,862,653
	ITALY			320,866
	JAPAN			12,405,029
	MALAYSIA			3,600
	NETHERLANDS			4,140
	REPUBLIC OF KOREA			14,370
	SINGAPORE			780,523
	SWITZERLAND			7,281
	UNITED KINGDOM OF GT BRITAIN			382,822
9019102045	MASSAGE APPARATUS, ELECTRICAL, EXC BATTERY, NESOI	NO	67	43,889
	CHINA (TAIWAN)		6	6,600
	HONG KONG		55	9,594
	ITALY		6	27,695
9019104000	ELECTRICALLY OPERATED APPARATUS AND PARTS	X		4,309
	SPAIN			4,309
9019200000	OZONE,OXYGEN,ETC THERAPY, RESPIRATION APPARATUS,PT	X		729,528
	ARGENTINA			18,987
	COSTA RICA			322,691
	GERMANY			334,804
	ITALY			50,078
	UNITED KINGDOM OF GT BRITAIN			2,968
9021110000	ARTIFICIAL JOINTS AND PARTS AND ACCESSORIES	X		716,129
	JAPAN			477,482
	UNITED KINGDOM OF GT BRITAIN			238,647
9021194000	BONE PLATES,SCREWS&NAILS,&OTH INTERNAL, FIX DEVICE	X		427,549
	GERMANY			88,135
	ITALY			64,214
	JAPAN			268,502
	UNITED KINGDOM OF GT BRITAIN			6,698
9021198500	ORTHOPEDIC OR FRACTURE APPLIANCES & PTS, NESOI	X		30,670
	FRANCE			8,999
	ITALY			21,671
9021214000	ARTIFICAL TEETH OF PLASTIC & PTS AND ACCESSORIES	X		30,927
	BARBADOS			23,356
	COLOMBIA			7,571
9021294000	DENTAL FITTINGS OF PLASTIC & PTS & ACCESSORIES	X		13,323
	COLOMBIA			13,323
9021300000	OTH ARTIFICAL PTS OF THE BODY & PTS & ACCESSORIES	X		42,941
	CHINA (TAIWAN)			11,912
	ITALY			31,029
9021908000	APPLIANCES WORN,CARRIED,IMPLANTEDIN BODY&PTS,NESOI	X		130,934

TABLE - 2 IMPORTS INTO PUERTO RICO FROM FOREIGN COUNTRIES
BY COMMODITY AND COUNTRY OF ORIGIN-FISCAL YEAR 2001

COMM CODE	DESCRIPTION AND COUNTRY	UNIT	QUANTITY	VALUE - $
	CHINA,PEOPLE'S REP.(MAINLAND)			6,816
	UNITED KINGDOM OF GT BRITAIN			124,118
9022120000	APPTS BASE ON X-RAY; COMPUTED TOMOGRAPHY APPARATUS	X		2,175,882
	FINLAND			32,253
	ISRAEL			2,143,629
9022130000	APPARATUS BASED ON X-RAY; OTHER, FOR DENTAL USES	X		5,857
	JAPAN			5,857
9022140000	APPTS BASE ON X-RAY FOR MEDICAL,DENTAL,ETC USES	X		37,632
	FINLAND			37,632
9022190000	APPARATUS BASE ON X-RAY FOR OTH USE,EX MEDICAL,ETC	X		1,059,637
	BELGIUM			9,199
	FINLAND			36,641
	GERMANY			968,797
	ISRAEL			45,000
9022300000	X-RAY TUBES	NO	1	34,500
	GERMANY		1	34,500
9022902500	HIGH TENSION GENERATORS,DESKS,CHAIR,ETC	X		32,240
	GERMANY			32,240
9022906000	PTS OF APPARATUS BASED ON THE USE OF X-RAYS	X		89,805
	GERMANY			89,805
9022909500	PTS,USE ALPHA,BETA/GAMMA RADIATIONS, ETC, NESOI	X		15,933
	FINLAND			10,213
	GERMANY			5,720
9023000000	INST, APPTS&MODELS,FOR DEMONSTRATIONAL USE& PARTS	X		4,082,893
	CANADA			58,000
	ISRAEL			3,437,404
	ITALY			38,557
	MALAYSIA			4,819
	SWEDEN			538,906
	UNITED KINGDOM OF GT BRITAIN			5,207
9024100000	MACHINES AND APPLIANCES FOR TESTING METALS	X		9,932
	UNITED KINGDOM OF GT BRITAIN			9,932
9025114000	THERMOMETERS LIQUID-FILLED, DIRECT READING, NESOI	NO	21,816	17,864
	CHINA,PEOPLE'S REP.(MAINLAND)		21,816	17,864
9025198080	THERMOMETERS, NT COMBINED WITH OTH INST, NESOI	NO	670	8,152
	JAPAN		237	2,961
	REPUBLIC OF KOREA		433	5,191
9025801000	ELEC HYDROMETERS,THEROMETERS,PYROMETERS, ETC	NO	30	2,102
	AUSTRIA		30	2,102
9025805000	OTH INST,RECORDING OR NOT,ANY COMBINATION OF THESE	NO	42	4,713
	REPUBLIC OF KOREA		42	4,713
9026102040	ELEC FLOW METER, MEASURING/CHECKING FLOW OF LIQUID	NO	3	8,503
	ITALY		2	4,042
	NETHERLANDS		1	4,461
9026102080	ELEC INST&APPTS, MEASING/CHKING FLOW OF LIQ, NESOI	NO	173	27,666
	CANADA		5	3,832
	JAPAN		167	2,441
	UNITED KINGDOM OF GT BRITAIN		1	21,393
9026104000	FLOW METERS	NO	5	20,965
	UNITED KINGDOM OF GT BRITAIN		5	20,965
9026106000	INST&APPTS,MEASURING/CHECKING LEVELS OF LIQ, NESOI	NO	11	32,510
	BOLIVIA		1	8,992
	FRANCE		3	6,614
	ITALY		1	14,177
	UNITED KINGDOM OF GT BRITAIN		6	2,727
9026204000	ELE INST& APPARATUS, MEASURING/CHECKING PRESSURE	NO	5	34,983
	AUSTRALIAN ISLANDS		1	19,000
	GERMANY		4	15,983
9026208000	INST& APPARATUS, MEASURING/CHECKING PRESSURE,NESOI	NO	1	38,000
	AUSTRALIAN ISLANDS		1	38,000
9026802000	ELEC INST, MEASURING/CHECKING VARIABLE OF LIQ/GAS	NO	97	10,546
	JAPAN		28	3,998
	REPUBLIC OF KOREA		69	6,548
9026806000	INST, MEASURING/CHECKING VARIABLE OF LIQ/GAS,NESOI	NO	2,170	20,632
	GERMANY		170	16,028
	MEXICO		2,000	4,604

TABLE - 2 IMPORTS INTO PUERTO RICO FROM FOREIGN COUNTRIES
BY COMMODITY AND COUNTRY OF ORIGIN-FISCAL YEAR 2001

COMM CODE	DESCRIPTION AND COUNTRY	UNIT	QUANTITY	VALUE - $
9027102000	ELECTRICAL GAS OR SMOKE ANALYSIS APPARATUS	X		74,094
	GERMANY			18,165
	JAPAN			22,945
	REPUBLIC OF KOREA			32,984
9027106000	GAS OR SMOKE ANALYSIS APPARATUS, NESOI	X		4,643
	GERMANY			4,643
9027304040	SPECTROPHOTOMETERS, ELECTRICAL	NO	2	22,956
	UNITED KINGDOM OF GT BRITAIN		2	22,956
9027304080	SPECTROMETERS AND SPECTROGRAPHS, ELEC, NESOI	NO	10	109,850
	SWITZERLAND		7	40,826
	UNITED KINGDOM OF GT BRITAIN		3	69,024
9027508020	THERMAL ANALYSIS INST/APPT, EXC ELEC OPT RADIATION	NO	6	35,684
	GERMANY		5	27,326
	JAPAN		1	8,358
9027508060	INST,PHYSICAL,EXC ELEC,USING OPT RADIATIONS,NESOI	NO	5	8,695
	CANADA		5	8,695
9027804530	ELEC CHEMICAL ANALYSIS INST,EXC USE OPT RADIATIONS	X		51,636
	SWITZERLAND			3,710
	UNITED KINGDOM OF GT BRITAIN			47,926
9027808030	OTHER CHEMICAL ANALYSIS INSTRUMENTS, NESOI	X		81,834
	GERMANY			78,878
	UNITED KINGDOM OF GT BRITAIN			2,956
9027808090	OTH INST, MEASURING/CHECKING VISCOSITY ETC,NESOI	X		3,700
	UNITED KINGDOM OF GT BRITAIN			3,700
9027902000	MICROTOMES	NO	1	2,929
	GERMANY		1	2,929
9027905430	PTS & ACCESS OF ELECTRL INST OF SUBHDG 9027.30.40	X		41,000
	GERMANY			4,332
	IRELAND			14,923
	UNITED KINGDOM OF GT BRITAIN			21,745
9027905495	PTS OF ELEC INST OF 9027.20,.30,.40,.50,.80 NESOI	X		10,500
	ISRAEL			10,500
9027905810	PARTS & ACCESS OF ELEC INST OF SUBHDG 9027.10.20	X		2,513
	JAPAN			2,513
9027905895	PTS OF ELECTRICAL INST,PHYSICAL/CHEMICAL,ETC,NESOI	X		55,056
	SWITZERLAND			55,056
9028300000	ELECTRICITY METERS	NO	20,005	545,402
	DOMINICAN REPUBLIC		5	2,701
	MEXICO		20,000	542,701
9028900040	PARTS AND ACCESSORIES OF ELECTRICITY METERS	X		19,000
	GERMANY			19,000
9028900080	PTS &ACCESSORIES,GAS,LIQUID OR PRODUCTION METERS	X		1,180,613
	COLOMBIA			792,381
	FRANCE			25,749
	ITALY			16,848
	REP. OF SOUTH AFRICA			34,886
	UNITED KINGDOM OF GT BRITAIN			310,749
9029108000	REVOLUTION COUNTERS, PRODUCTION COUNTERS,ETC,NESOI	NO	256	13,111
	REPUBLIC OF KOREA		206	3,111
	SWITZERLAND		50	10,000
9029204080	SPEEDOMETERS&TACHOMETERS,EXC USED IN CIVIL AIRCRAF	NO	500	5,129
	CHINA (TAIWAN)		500	5,129
9029908080	PTS,OF REVOLUTION COUNTERS,ODOMETERS,ETC,NESOI	X		85,614
	SWITZERLAND			85,614
9030100000	INST FOR MEASURING/DETECTING IONIZING RADIATIONS	NO	11	2,159
	JAPAN		11	2,159
9030310000	MULTIMETERS	NO	60	9,000
	UNITED KINGDOM OF GT BRITAIN		60	9,000
9030390040	APPARATUS TO TEST VOLTAGE OR CURRENT OR RESISTANCE	X		34,306
	CHINA (TAIWAN)			2,750
	SWITZERLAND			20,000
	UNITED KINGDOM OF GT BRITAIN			11,556
9030390080	INST&APPTS FOR MEASURING/CHECKING POWER, NESOI	X		14,166
	GERMANY			3,023
	MEXICO			2,623
	UNITED KINGDOM OF GT BRITAIN			8,520

TABLE - 2 IMPORTS INTO PUERTO RICO FROM FOREIGN COUNTRIES
BY COMMODITY AND COUNTRY OF ORIGIN-FISCAL YEAR 2001

COMM CODE	DESCRIPTION AND COUNTRY	UNIT	QUANTITY	VALUE - $
9030400000	OTH INST, SPECIALLY DESIGNED FOR TELECOMMUNICATION	X		2,515
	CANADA			2,515
9030904500	PARTS FOR ARTICLES OF SUBHEADING 9030.10, NESOI	X		47,245
	UNITED KINGDOM OF GT BRITAIN			47,245
9030906800	PRINTED CIRCUIT ASSEMBLIES EXCPT FOR 9030.10,NESOI	X		2,235
	UNITED KINGDOM OF GT BRITAIN			2,235
9031200000	TEST BENCHES	X		41,052
	NETHERLANDS			41,052
9031499000	OTHER OPTICAL INSTRUMENTS AND APPLIANCES,NESOI	X		663,470
	CANADA			51,981
	IRELAND			556,288
	SWITZERLAND			55,201
9031804000	ELECTRON BEAM MICROSCOPE W EQUIP FOR HANDL SEMICON	NO	12	51,644
	BELGIUM		12	51,644
9031808070	EQUIP,TEST EX ELEC CHARACTERIS OF INTNL COMB ENGIN	X		13,280
	JAPAN			13,280
9031808085	MEASURE/CHECK INST,APPLN&MACHINES,NESOI IN CHAP 90	X		446,038
	AUSTRIA			48,604
	BELGIUM			21,399
	CANADA			31,293
	ECUADOR			5,530
	FRANCE			58,120
	GERMANY			210,079
	JAPAN			7,585
	MEXICO			7,353
	NETHERLANDS			11,399
	SWEDEN			4,565
	SWITZERLAND			30,632
	UNITED KINGDOM OF GT BRITAIN			9,479
9031902000	PARTS AND ACCESSORIES OF PROFILE PROJECTORS	X		2,201
	FRANCE			2,201
9031909095	PTS,MEASURE/CHECK INST/APPLN&MACH IN CHAP 90,NESOI	X		18,192
	NETHERLANDS			15,582
	REPUBLIC OF KOREA			2,610
9032100030	THERMOSTATS, AIR COND, REFG/HEATING SYS WALL MOUNT	NO	400	6,136
	CANADA		250	3,835
	MEXICO		150	2,301
9032100060	THERMOSTATS AIR COND, REFG/HEAT SYS EXC WALL MOUNT	NO	659	4,230
	JAPAN		659	4,230
9032100090	THERMOSTATS, NESOI	NO	3,089	10,279
	GERMANY		4	3,483
	JAPAN		3,085	6,796
9032894000	AUTOMTIC VOLTAGE&VOLTAGE-CURRENT REGULATORS, NESOI	X		84,045
	GERMANY			84,045
9032896015	CONTRL INST FOR AIR COND/REFG/HEATING COMPLETE SYS	NO	1,800	31,560
	THAILAND		1,800	31,560
9032896030	PROCESS CONTROL INST&APPRTS FOR COMPLETE SYSTEMS	NO	687	199,555
	IRELAND		3	64,285
	JAPAN		391	63,053
	REPUBLIC OF KOREA		293	72,217
9032896040	PROCESS CONTROL INST&APPTS FOR TEMPERATURE CONTROL	NO	6,025	273,070
	FRANCE		17	12,023
	GERMANY		8	2,376
	JAPAN		5,863	256,239
	REPUBLIC OF KOREA		137	2,432
9032896050	PROCESS CONTROL INST&APPTS,PRESSURE DRAFT CONTROL	NO	37	21,980
	DENMARK		8	5,449
	FRANCE		20	2,800
	SWITZERLAND		2	2,347
	UNITED KINGDOM OF GT BRITAIN		7	11,384
9032896075	OTHER PROCESS CONTROL INST & APPARATUS, NESOI	X		145,201
	FRANCE			13,541
	GERMANY			4,363
	JAPAN			127,297
9032896085	PTS & ACC FOR AUTOM REGULATING/CONTROLLING INST	X		1,103,618
	BRAZIL			2,962

TABLE - 2 IMPORTS INTO PUERTO RICO FROM FOREIGN COUNTRIES
BY COMMODITY AND COUNTRY OF ORIGIN-FISCAL YEAR 2001

COMM CODE	DESCRIPTION AND COUNTRY	UNIT	QUANTITY	VALUE - $
	CANADA			236,055
	GERMANY			804,200
	JAPAN			36,605
	REPUBLIC OF KOREA			17,500
	SWITZERLAND			2,296
	UNITED KINGDOM OF GT BRITAIN			4,000
9032906020	PARTS AND ACCESSORIES OF THERMOSTAT, NESOI	X		9,167,899
	CHINA (TAIWAN)			42,341
	CHINA,PEOPLE'S REP.(MAINLAND)			107,623
	DOMINICAN REPUBLIC			9,004,738
	JAPAN			13,197
9033000000	PTS, NESOI FOR MACHINES,APPLN,INST/APPTS OF CHAP90	X		1,446,307
	ITALY			1,382,807
	REPUBLIC OF KOREA			63,500
	CLOCKS AND WATCHES AND PARTS THEREOF	TOTAL		6,627,550
9101114010	MOVMNTS,WRT WTCH,BATTY,PRCS MTL,MECH DISP,NO/1 JWL	NO	403	7,848
	NETHERLANDS		400	5,400
	SWITZERLAND		3	2,448
9101114020	CASES, WRST WTCH,BATTY,PRCS MTL,MECH DISP,NO/1 JWL	NO	5	5,406
	SWITZERLAND		5	5,406
9101114030	STRAP,BAND/BRCLET,WRT WTCH,BATTY,PRCS MTL,N0/1 JWL	NO	3	419
	SWITZERLAND		3	419
9101118010	MVTS FOR WRT WTCH,BATTY,PRC MTL,MECH DISP,OV 1 JWL	NO	560	83,134
	SWITZERLAND		560	83,134
9101118020	CASES FOR WRT WTCH,BATTY,PRC MTL,MECH DISP,OV 1 JW	NO	564	180,061
	SWITZERLAND		564	180,061
9101118030	STRP,BD/BRLT, WRST WTCH,PRC MTL,MECH DISP,OV 1 JWL	NO	564	128,879
	SWITZERLAND		564	128,879
9101118040	BATTERIES WRT WTCH,BATTY,PRC MTL,MECH DISP,OV 1 JW	NO	68	3,792
	SWITZERLAND		68	3,792
9101218010	MVTS FOR WRT WTCH,NT BTY,PRECS MTL,AUTOMAT,17JWL/<	NO	30	2,952
	SWITZERLAND		30	2,952
9101218020	CASES FOR WST WTCH,NT BTY,PRECS MTL,AUTOMAT,17JW/<	NO	31	17,312
	SWITZERLAND		31	17,312
9101218030	STRAP FOR WRT WTCH,NT BTY,PRECS MTL,AUTOMAT,17JW/<	NO	31	12,914
	SWITZERLAND		31	12,914
9101292010	MVTS FOR WRST WTCH,PREC MTL,W/O AUTOM,1JW NT OV7JW	NO	18	1,799
	SWITZERLAND		18	1,799
9101292020	CASES FOR WRST WTCH,PREC MT,W/O AUTOM,1JW NT OV7JW	NO	18	12,445
	SWITZERLAND		18	12,445
9101292030	STRAP FOR WRT WTCH,PREC MTL,W/O AUTOM,1JW NT OV7JW	NO	18	10,646
	SWITZERLAND		18	10,646
9101295010	MVT FOR WRT WTCH,PRC MT,OV7,NT OV17 JW OVER $15 EA	NO	63	7,160
	SWITZERLAND		63	7,160
9101295020	CSE FOR WRT WTCH,PRC MT,OV7,NT OV17 JW OVER $15 EA	NO	63	45,163
	SWITZERLAND		63	45,163
9101295030	STRP FOR WRT WTCH,PRC MTL,OV7,NT OV17 JW OV $15 EA	NO	64	33,434
	SWITZERLAND		64	33,434
9102111010	MVTS,WRT WTCH,BTY,MECH DISP,NO/1JW,BD TXT,GL/SL PL	NO	100	1,000
	HONG KONG		100	1,000
9102111020	CASE,WRT WTCH,BTY,MECH DISP,NO/1JW,BD TXT,GL/SL PL	NO	100	900
	HONG KONG		100	900
9102111030	STRP, WRT WTH,BTY,MECH DISP,NO/1JW,BD TXT,GL/SL PL	NO	100	1,200
	HONG KONG		100	1,200
9102112510	MVTS,WRT WTCH,BATY,MECH DISP,NO/1JW,BD TXT/BASE MT	NO	14,821	207,436
	CHILE		2,680	3,216
	CHINA,PEOPLE'S REP.(MAINLAND)		7,913	18,320
	COLOMBIA		300	426
	JAPAN		1,540	4,466
	PERU		1,700	4,352
	SWITZERLAND		688	176,656
9102112520	CASE,WRT WTCH,BATY,MECH DISP,NO/1JW,BD TXT/BASE MT	NO	14,821	172,313
	CHILE		2,680	3,323
	CHINA,PEOPLE'S REP.(MAINLAND)		7,913	7,226

TABLE - 2 IMPORTS INTO PUERTO RICO FROM FOREIGN COUNTRIES
BY COMMODITY AND COUNTRY OF ORIGIN-FISCAL YEAR 2001

COMM CODE	DESCRIPTION AND COUNTRY	UNIT	QUANTITY	VALUE - $
	COLOMBIA		300	426
	JAPAN		1,540	1,078
	PERU		1,700	2,822
	SWITZERLAND		688	157,438
9102112530	STRAPS, WRT WTCH,BTY,MECH DISP,NO/1JW,BD TXT/BS MT	NO	15,051	106,037
	CHILE		2,680	5,521
	CHINA,PEOPLE'S REP.(MAINLAND)		7,913	7,488
	COLOMBIA		300	718
	JAPAN		1,540	909
	PERU		1,960	3,263
	SWITZERLAND		658	88,138
9102112540	BTY FOR WRT WTCH,MECH DISP,NO/1JW,BD TXT/BASE MTL	NO	14,576	13,306
	CHILE		2,680	1,876
	CHINA,PEOPLE'S REP.(MAINLAND)		7,913	4,197
	COLOMBIA		300	251
	JAPAN		1,540	770
	PERU		1,700	1,715
	SWITZERLAND		443	4,497
9102114510	MVT FOR WRT WTCH,BTY,MECH DISP,NO/1JW,BSE MT,NESOI	NO	14,886	38,301
	CHINA,PEOPLE'S REP.(MAINLAND)		9,816	24,743
	MALAYSIA		2,507	3,116
	MOROCCO		210	375
	REPUBLIC OF KOREA		900	1,275
	SWITZERLAND		153	6,816
	THAILAND		1,300	1,976
9102114520	CASES, WRT WTCH,BTY,MECH DISP,NO/1JW,BSE MTL,NESOI	NO	15,420	55,628
	CHINA,PEOPLE'S REP.(MAINLAND)		9,912	38,499
	JAPAN		50	301
	MALAYSIA		2,667	5,324
	MOROCCO		210	529
	REPUBLIC OF KOREA		1,000	3,164
	SWITZERLAND		28	2,791
	THAILAND		1,553	5,020
9102114530	STRAPS, WRT WTCH,BTY,MECH DISP,NO/1JW,BSE MT,NESOI	NO	15,481	64,854
	CHINA,PEOPLE'S REP.(MAINLAND)		9,812	39,609
	JAPAN		50	401
	MALAYSIA		2,507	5,004
	MOROCCO		210	1,058
	REPUBLIC OF KOREA		1,050	6,775
	SWITZERLAND		99	1,456
	THAILAND		1,753	10,551
9102114540	BTY FOR WRT WTCH,BTY,MECH DISP,NO/1JW,BSE MT,NESOI	NO	13,228	14,632
	CHINA,PEOPLE'S REP.(MAINLAND)		9,021	11,849
	MALAYSIA		2,107	1,024
	REPUBLIC OF KOREA		800	580
	THAILAND		1,300	1,179
9102115010	MVT,WRT WTCH,BTY,MECH DISP,> 1JWL,BD TEXT,GL/SL PL	NO	5,263	262,334
	HONG KONG		2,227	51,796
	SWITZERLAND		3,036	210,538
9102115020	CASE WRT WTCH,BTY,MECH DISP,> 1JWL,BD TXT,GL/SL PL	NO	5,265	262,201
	HONG KONG		2,227	21,362
	SWITZERLAND		3,038	240,839
9102115030	STRAP WRT WTCH,BTY,MECH DISP,> 1JW,BD TXT,GL/SL PL	NO	5,246	162,698
	HONG KONG		2,227	15,909
	SWITZERLAND		3,019	146,789
9102115040	BTY, WRT WTCH,BTY,MECH DISP,> 1JW,BND TXT,GL/SL PL	NO	2,227	677
	HONG KONG		2,227	677
9102116510	MVT FOR WRT WTCH,BTY,MECH DISP,> 1JW,BD TXT,BSE MT	NO	12,975	594,709
	CHINA,PEOPLE'S REP.(MAINLAND)		800	784
	HONG KONG		93	1,209
	SWITZERLAND		12,082	592,716
9102116520	CASE FOR WRT WTCH,BTY,MECH DISP,> 1JW,BD TXT,BS MT	NO	12,913	672,911
	CHINA,PEOPLE'S REP.(MAINLAND)		800	560
	HONG KONG		93	1,442
	SWITZERLAND		12,020	670,909
9102116530	STRP FOR WRT WTCH,BTY,MECH DISP,> 1JW,BD TXT,BS MT	NO	12,083	477,948

TABLE - 2 IMPORTS INTO PUERTO RICO FROM FOREIGN COUNTRIES
BY COMMODITY AND COUNTRY OF ORIGIN-FISCAL YEAR 2001

COMM CODE	DESCRIPTION AND COUNTRY	UNIT	QUANTITY	VALUE - $
	HONG KONG		93	1,730
	SWITZERLAND		11,990	476,218
9102116540	BTY FOR WRT WTCH,BTY,MECH DISP,> 1JW,BND TXT,BS MT	NO	5,539	2,035
	CHINA,PEOPLE'S REP.(MAINLAND)		800	400
	SWITZERLAND		4,739	1,635
9102117010	MVTS FOR WRT WTCH,BTY,MECH DISP,> 1JW,GL/SL PLT CS	NO	2,603	37,671
	HONG KONG		2,594	37,211
	SWITZERLAND		9	460
9102117020	CASE FOR WRT WTCH,BTY,MECH DISP,> 1JW,GL/SL PL CSE	NO	2,603	9,034
	HONG KONG		2,594	7,514
	SWITZERLAND		9	1,520
9102117030	STRAP FOR WRT WTCH,BTY,MECH DISP,> 1JW,GD/SL PL CS	NO	94	263
	HONG KONG		94	263
9102117040	BTY FOR WRT WTCH,BTY,MECH DISP,> 1JW,GD/SL PLT CSE	NO	6	476
	HONG KONG		6	476
9102119510	MVTS FOR WRT WTCH,BTY,MECH DISP,> 1JW,BS MTL,NESOI	NO	3,185	62,812
	SPAIN		937	10,221
	SWITZERLAND		2,248	52,591
9102119520	CASES FOR WRT WTCH,BTY,MECH DISP,> 1JW,BS MT,NESOI	NO	2,179	45,969
	SWITZERLAND		2,179	45,969
9102119530	STRAP FOR WRT WTCH,BTY,MECH DISP,> 1JW,BS MT,NESOI	NO	2,051	18,306
	SWITZERLAND		2,051	18,306
9102119540	BTY FOR WRT WTCH,BTY,MECH DISP,> 1JWL,BS MTL,NESOI	NO	34	825
	SWITZERLAND		34	825
9102124000	STRP,BND,BRC,W/HDG 91021280,OPTO-ELE DISP EXC TEXT	NO	720	1,627
	CHINA,PEOPLE'S REP.(MAINLAND)		720	1,627
9102128000	WRIST/STOP WATCH,ELEC,EXC PRCS MTL,OPTO-ELEC,NESOI	NO	68,350	16,706
	CHINA,PEOPLE'S REP.(MAINLAND)		68,350	16,706
9102192010	MVT FOR WST WTCH,BTY,OTH DISP,NO/1JW,BD TXT/BSE MT	NO	7,185	13,336
	JAPAN		7,185	13,336
9102192020	CASE FOR WRT WTCH,BTY,OTH DISP,NO/1JW,BD TXT/BS MT	NO	7,185	2,528
	JAPAN		7,185	2,528
9102192030	STRP FOR WRT WTCH,BTY,OTH DISP,NO/1JW,BD TXT/BS MT	NO	7,185	2,428
	JAPAN		7,185	2,428
9102192040	BTY FOR WRT WTCH,BTY,OTH DISP,NO/1JW,BND TXT/BS MT	NO	4,435	817
	JAPAN		4,435	817
9102194010	MVTS FOR WRST WATCH,BTY,OTH DISPL,NO OR 1JWL,NESOI	NO	2,160	2,481
	CHINA,PEOPLE'S REP.(MAINLAND)		2,000	2,000
	THAILAND		160	481
9102194020	CASES FOR WRST WATCH,BTY,OTH DISP,NO OR 1JWL,NESOI	NO	2,160	2,281
	CHINA,PEOPLE'S REP.(MAINLAND)		2,000	1,800
	THAILAND		160	481
9102194030	STRP ETC FOR WRT WTCH,BTY,OTH DISP,NO OR 1JW,NESOI	NO	2,160	2,131
	CHINA,PEOPLE'S REP.(MAINLAND)		2,000	1,650
	THAILAND		160	481
9102194040	BTY FOR WRST WTCH,BTTRY,OTH DISPL,NO OR 1JWL,NESOI	NO	2,000	800
	CHINA,PEOPLE'S REP.(MAINLAND)		2,000	800
9102211010	MVT FOR WRT WTCH,NT BTY,BSE MT CSE,AUTOM WD,NO/1JW	NO	1,132	80,091
	SWITZERLAND		1,132	80,091
9102211020	CSE FOR WRT WTCH,NT BTY,BSE MT CSE,AUTOM WD,NO/1JW	NO	1,130	99,026
	SWITZERLAND		1,130	99,026
9102211030	STP FOR WRT WTCH,NT BTY,BSE MT CES,AUTOM WD,NO/1JW	NO	1,130	19,122
	SWITZERLAND		1,130	19,122
9102212510	MVT FOR WRT WTCH,NT BTY,BS MT,AUTO WD,NO/1JW,NESOI	NO	3	2,280
	SWITZERLAND		3	2,280
9102212520	CS FOR WRT WTCH,NT BTY,BSE MT,AUTO WD,NO/1JW,NESOI	NO	3	480
	SWITZERLAND		3	480
9102212530	BAND FOR WRT WTH,NT BTY,BS MT,AUTO WD,NO/1JW,NESOI	NO	3	426
	SWITZERLAND		3	426
9102213010	MVT FOR WRT WTCH,NT BTY,BS MT,AUTO WD,OV1,N/O 17JW	NO	3,775	231,574
	SWITZERLAND		3,775	231,574
9102213020	CS FOR WRT WTCH,NT BTY,BSE MT,AUTO WD,OV1,N/O 17JW	NO	3,775	321,425
	SWITZERLAND		3,775	321,425
9102213030	BND FOR WRT WTCH,NT BTY,BS MT,AUTO WD,OV1,N/O 17JW	NO	3,775	67,040
	SWITZERLAND		3,775	67,040
9102215020	CSE FOR WRT WTCH,NT BTY,BS MT,AUTOM WD,OV1N/OV17JW	NO	1	300

TABLE - 2 IMPORTS INTO PUERTO RICO FROM FOREIGN COUNTRIES
BY COMMODITY AND COUNTRY OF ORIGIN-FISCAL YEAR 2001

COMM CODE	DESCRIPTION AND COUNTRY	UNIT	QUANTITY	VALUE - $
	SWITZERLAND		1	300
9102217010	MVT FOR WRST WTCH,NT BTY,BSE MT CSE,AUTO WD,OV17JW	NO	848	133,197
	SWITZERLAND		848	133,197
9102217020	CSE FOR WRST WTCH,NT BTY,BSE MT CSE,AUTO WD,OV17JW	NO	847	81,939
	SWITZERLAND		847	81,939
9102217030	BAND FOR WRST WTCH,NT BTY,BSE MT CS,AUTO WD,OV17JW	NO	836	50,914
	SWITZERLAND		836	50,914
9102219010	MVT FOR WRT WTCH,NT BTY,BS MT,AUTO WD,OV17JW,NESOI	NO	20	17,428
	SWITZERLAND		20	17,428
9102219020	CSE FOR WRT WTCH,NT BTY,BS MT,AUTO WD,OV17JW,NESOI	NO	18	3,447
	SWITZERLAND		18	3,447
9102219030	BND FOR WRT WTCH,NT BTY,BS MT,AUTO WD,OV17JW,NESOI	NO	14	1,523
	SWITZERLAND		14	1,523
9102291010	MVT, WRT WTCH,NT BTY,BS MT,W/O AUTO WD, NO JWS/1JW	NO	14,005	145,932
	CHINA,PEOPLE'S REP.(MAINLAND)		14,005	145,932
9102291020	CSE, WRT WTCH,NT BTY,BS MT,W/O AUTO WD, NO JWS/1JW	NO	14,005	3,908
	CHINA,PEOPLE'S REP.(MAINLAND)		14,005	3,908
9102291030	BND, WRT WTCH,NT BTY,BS MT,W/O AUTO WD, NO JWS/1JW	NO	14,005	4,886
	CHINA,PEOPLE'S REP.(MAINLAND)		14,005	4,886
9102295010	MVT, WRT WTCH,NT BTY,BS MT,OV7,N/O17JW,OV$15,NESOI	NO	690	55,331
	SWITZERLAND		690	55,331
9102295020	CSE, WRT WTCH,NT BTY,BS MT,OV7,N/O17JW,OV$15,NESOI	NO	690	63,805
	SWITZERLAND		690	63,805
9102295030	BAND WRT WTCH,NT BTY,BS MT,OV7,N/O17JW,OV$15,NESOI	NO	690	12,187
	SWITZERLAND		690	12,187
9102912010	MVT&CS, OTH WTCH,BTY,BSE MTL,W/ OPTO-ELE DISP ONLY	NO	21,900	5,853
	CHINA,PEOPLE'S REP.(MAINLAND)		21,900	5,853
9102914010	MVT FOR OTH WATCH,BATTERY,BASE MTL,NO JWL OR 1 JWL	NO	81,745	171,665
	JAPAN		81,745	171,665
9102914020	CASES FOR OTH WATCHES,BTY,BASE MTL,NO JWL OR 1 JWL	NO	81,745	73,571
	JAPAN		81,745	73,571
9102914030	BTRY FOR OTH WTCH,BTRY PWD,BSE MTL,NO JWL OR 1 JWL	NO	81,745	40,872
	JAPAN		81,745	40,872
9102918010	MVTS FOR OTH WATCH,BTY POWERED,BSE MTL CASES,NESOI	NO	13	3,267
	SWITZERLAND		13	3,267
9102918020	CASES FOR OTH WTCH,BTRY PWD,BASE METAL CASES,NESOI	NO	13	922
	SWITZERLAND		13	922
9103108040	MVT FOR CLKS, EXC TRVL CLKS, BATTRY POWERED, NESOI	NO	300	4,770
	NETHERLANDS		300	4,770
9104004000	INST PANEL CLOCKS,OV 50MM,OV $10,EXC ELECTRICAL	NO	59	2,002
	JAPAN		23	1,058
	REPUBLIC OF KOREA		36	944
9104004510	MVT&CSE,INST PANEL CLKS, ETC, W/ OPTO-ELECT, NESOI	NO	14	251
	REPUBLIC OF KOREA		14	251
9104006010	MVT,INST PANEL CLKS, FOR VEHICLE,AIRCRFT,ETC,NESOI	NO	4	1,724
	CHINA,PEOPLE'S REP.(MAINLAND)		4	1,724
9104006020	CSE,INST PANEL CLKS, FOR VEHICLE,AIRCRFT,ETC,NESOI	NO	3,024	2,903
	CHINA,PEOPLE'S REP.(MAINLAND)		3,024	2,903
9105114040	MVT&CS FOR ALRM CLOCKS,EXC TRVL,BTY,OPTO-ELECTRONI	NO	3,920	7,868
	CHINA,PEOPLE'S REP.(MAINLAND)		3,920	7,868
9105114050	BTY FOR ALRM CLK,EXC TRAVEL,BATTRY,OPTO-ELECTRONIC	NO	3,920	1,244
	CHINA,PEOPLE'S REP.(MAINLAND)		3,920	1,244
9105118050	MVTS FOR ALRM CLK,EXC TRVL,BTY,EXC OPTO-ELECTRONIC	NO	26,476	15,393
	CHINA,PEOPLE'S REP.(MAINLAND)		26,476	15,393
9105118060	CSE FOR ALRM CLK EXC TRVL,BTRY,EXC OPTO-ELECTRONIC	NO	12,438	10,380
	CHINA,PEOPLE'S REP.(MAINLAND)		12,438	10,380
9105118070	BTY FOR ALRM CLK,EXC TRVL,BTRY,EXC OPTO-ELECTRONIC	NO	2,440	647
	CHINA,PEOPLE'S REP.(MAINLAND)		2,440	647
9105194000	OTHER ALARM CLOCKS, VALUED NOT OVER $5 EACH,NESOI	NO	3,760	4,087
	CHINA,PEOPLE'S REP.(MAINLAND)		3,760	4,087
9105195000	OTHER ALARM CLOCKS, VALUED OVER $5 EACH, NESOI	NO	80	572
	JAPAN		80	572
9105214010	WALL CLKS,AC POWERED,WITH OPTO-ELECTRONIC DISPLAY	NO	2,500	2,000
	HONG KONG		2,500	2,000
9105218030	MOVEMENTS FOR WALL CLOCKS, BATTERY POWERED	NO	129,222	150,839
	CHINA,PEOPLE'S REP.(MAINLAND)		129,222	150,839

TABLE - 2 IMPORTS INTO PUERTO RICO FROM FOREIGN COUNTRIES
BY COMMODITY AND COUNTRY OF ORIGIN-FISCAL YEAR 2001

COMM CODE	DESCRIPTION AND COUNTRY	UNIT	QUANTITY	VALUE - $
9105218040	CASES FOR WALL CLOCKS, BATTERY POWERED	NO	123,224	127,362
	CHINA,PEOPLE'S REP.(MAINLAND)		123,222	126,997
	FRANCE		2	365
9105294000	OTHER WALL CLOCKS, VALUED NOT OVER $5 EACH,NESOI	NO	20,359	39,866
	CHINA,PEOPLE'S REP.(MAINLAND)		20,259	39,572
	JAPAN		100	294
9105295000	OTHER WALL CLOCKS, VALUED OVER $5 EACH, NESOI	NO	796	9,450
	CHILE		1	400
	CHINA,PEOPLE'S REP.(MAINLAND)		600	6,336
	COLOMBIA		104	736
	ITALY		1	574
	NETHERLANDS		1	297
	SPAIN		89	1,107
9105918010	MOVEMENTS FOR OTHER CLOCKS, AC POWERED, NESOI	NO	2,640	3,960
	CHINA,PEOPLE'S REP.(MAINLAND)		2,640	3,960
9105918020	CASES FOR OTHER CLOCKS, AC POWERED, NESOI	NO	2,640	660
	CHINA,PEOPLE'S REP.(MAINLAND)		2,640	660
9105918030	MOVEMENTS FOR OTHER CLOCKS, BATTERY POWERED, NESOI	NO	43,474	55,971
	CHINA,PEOPLE'S REP.(MAINLAND)		43,468	55,694
	SWEDEN		6	277
9105918040	CASES FOR OTHER CLOCKS NESOI	NO	43,479	59,450
	CHINA,PEOPLE'S REP.(MAINLAND)		43,468	58,756
	FRANCE		1	394
	SWEDEN		10	300
9105995000	OTHER CLOCKS, VALUED NOT OVER $5 EACH, NESOI	NO	224,517	250,822
	CHINA (TAIWAN)		1,920	4,800
	CHINA,PEOPLE'S REP.(MAINLAND)		206,832	216,297
	JAPAN		100	296
	PERU		150	270
	REPUBLIC OF KOREA		14,400	25,200
	THAILAND		1,115	3,959
9105996000	OTHER CLOCKS, VALUED OVER $5 EACH, NESOI	NO	1,977	15,638
	CHINA,PEOPLE'S REP.(MAINLAND)		1,811	12,160
	COLOMBIA		3	880
	CZECH REPUBLIC		2	323
	MEXICO		150	825
	UNITED KINGDOM OF GT BRITAIN		11	1,450
9106906500	TIME APPRTS,FOR MEAS,RECORD & INDICATE, NESOI	NO	100	425
	CHINA (TAIWAN)		100	425
9106907500	APPT MEAS,RECORD,TIME W CLOCK/WATCH MNT,AC POWERED	NO	1,200	6,756
	CHINA,PEOPLE'S REP.(MAINLAND)		1,200	6,756
9107008000	TIME SWITCHES WITH CLKS/WATCH MOVEMENT ETC,OV $5	NO	390	2,676
	REPUBLIC OF KOREA		390	2,676
9108118010	MVT FOR WTCH MVT,BATTERY,MECHANICAL DSPL ETC,NESOI	NO	9,360	41,702
	SWITZERLAND		9,360	41,702
9108118020	BTY FOR WTCH MVT,BATTERY,MECHANICAL DSPL ETC,NESOI	NO	2,040	1,851
	SWITZERLAND		2,040	1,851
9108208000	WATCH MOVEMENTS,W/ AUTOMATIC WINDING,UNDER 17 JEWE	NO	80	1,729
	SWITZERLAND		80	1,729
9109114010	CLK MOVEMENT OF ALM CLK,AC ONLY,MEAS OV 50MM,N/O$5	NO	720	1,662
	CHINA,PEOPLE'S REP.(MAINLAND)		720	1,662
9111202000	WATCH CASES OF BASE METAL GOLD OR SILVER PLATED	NO	2,248	54,271
	GERMANY		1,973	52,580
	HONG KONG		275	1,691
9111905000	PTS,WATCH OF BASE METAL,BEZELS,BACKS AND CENTERS	NO	182	9,389
	SWITZERLAND		182	9,389
9111907000	PARTS FOR WATCHES OF BASE METAL, NESOI	NO	3,411	7,608
	SWITZERLAND		3,411	7,608
9112900000	PARTS FOR CLOCK CASES, NESOI	X		336
	SWITZERLAND			336
9113204000	WATCH BANDS ETC, OF BASE METAL,OVER $5 PER DOZEN	DOZ	415	111,574
	CHINA,PEOPLE'S REP.(MAINLAND)		8	522
	GERMANY		133	79,472
	SWITZERLAND		274	31,580
9113206000	PARTS FOR WATCH BRACELETS, NOT OV $12 PER DOZEN	X		571
	SWITZERLAND			571

TABLE - 2 IMPORTS INTO PUERTO RICO FROM FOREIGN COUNTRIES
BY COMMODITY AND COUNTRY OF ORIGIN-FISCAL YEAR 2001

COMM CODE	DESCRIPTION AND COUNTRY	UNIT	QUANTITY	VALUE - $
9113209000	PARTS FOR WATCH STRAPS, OF BASE METAL	X		11,589
	SWITZERLAND			11,589
9113908000	PARTS FOR WATCH BANDS, OF PRECIOUS METAL	X		9,880
	AUSTRIA			829
	CHINA,PEOPLE'S REP.(MAINLAND)			1,096
	JAPAN			732
	SWITZERLAND			7,223
9114304000	CLOCK OR WATCH DIALS NOT EXCEEDING 50MM IN WIDTH	NO	1,209	4,716
	HONG KONG		1,127	2,957
	SWITZERLAND		82	1,759
9114904000	PARTS FOR WATCHES, NESOI	X		11,865
	SWITZERLAND			11,865
9114905000	PARTS FOR CLOCKS, NESOI	X		3,705
	SPAIN			3,375
	SWITZERLAND			330
	MUSICAL INSTRUMENTS; PARTS AND ACCESSORIES OF SUCH ARTICLES	TOTAL		2,859,653
9201100000	UPRIGHT PIANOS	NO	141	181,715
	CHINA,PEOPLE'S REP.(MAINLAND)		97	112,755
	JAPAN		11	54,110
	REPUBLIC OF KOREA		33	14,850
9201100010	UPRIGHT PIANOS, CONT CASE MEAS LT 111.76CM HEIGHT	NO	34	61,560
	INDONESIA		4	11,880
	REPUBLIC OF KOREA		30	49,680
9201100030	GRAND PIANO, CASE MEAS BETW 121.92CM & 129.54CM HT	NO	10	14,400
	INDONESIA		10	14,400
9201100040	UPRIGHT PIANOS, CONT CASE MEAS GT 129.54CM HEIGHT	NO	20	30,560
	INDONESIA		20	30,560
9201200000	GRAND PIANOS	NO	25	99,890
	CHINA,PEOPLE'S REP.(MAINLAND)		4	11,350
	JAPAN		7	60,340
	REPUBLIC OF KOREA		14	28,200
9201200010	GRAND PIANOS, CONT CASE MEAS LT 152.40CM LENGTH	NO	1	5,500
	JAPAN		1	5,500
9201900000	PIANOS, NESOI	NO	149	50,215
	INDONESIA		42	29,005
	JAPAN		7	6,510
	MALAYSIA		100	14,700
9202100000	STRING MUSICAL INSTRUMENTS PLAYED WITH A BOW	NO	48	9,240
	REPUBLIC OF KOREA		48	9,240
9202902000	GUITARS NOT OVER $100, EXCLD THE VALUE OF THE CASE	NO	17,708	376,091
	ARGENTINA		132	13,200
	CHINA (TAIWAN)		380	20,778
	CHINA,PEOPLE'S REP.(MAINLAND)		13,470	173,832
	INDONESIA		1,284	51,871
	MEXICO		371	6,309
	SPAIN		2,071	110,101
9202904000	GUITARS, NESOI	NO	489	69,085
	ARGENTINA		24	2,640
	CHINA (TAIWAN)		18	3,616
	REPUBLIC OF KOREA		106	12,769
	SPAIN		341	50,060
9202906000	STRING MUSICAL INSTRUMENTS, NESOI	NO	312	15,026
	CHINA,PEOPLE'S REP.(MAINLAND)		30	4,067
	MEXICO		282	10,959
9204104000	PIANO ACCORDIONS	NO	3	8,346
	ITALY		3	8,346
9205100080	BRASS-WIND INSTRUMENTS VALUED OVER $10 EACH	NO	116	7,402
	CHINA (TAIWAN)		16	2,228
	CHINA,PEOPLE'S REP.(MAINLAND)		100	5,174
9205904020	CLARINETS	NO	36	6,847
	CHINA (TAIWAN)		30	4,033
	JAPAN		6	2,814
9205904040	SAXOPHONES	NO	229	85,423

TABLE - 2 IMPORTS INTO PUERTO RICO FROM FOREIGN COUNTRIES
BY COMMODITY AND COUNTRY OF ORIGIN-FISCAL YEAR 2001

COMM CODE	DESCRIPTION AND COUNTRY	UNIT	QUANTITY	VALUE - $
	CHINA (TAIWAN)		100	38,501
	CHINA,PEOPLE'S REP.(MAINLAND)		100	16,864
	JAPAN		29	30,058
9205904060	FLUTES AND PICCOLOS (EXCEPT BAMBOO)	NO	114	10,340
	CHINA,PEOPLE'S REP.(MAINLAND)		100	5,750
	JAPAN		14	4,590
9205904080	WOODWIND INSTRUMENTS, NESOI	NO	59	39,858
	JAPAN		59	39,858
9205906000	WIND INSTRUMENTS, NESOI	NO	8,000	22,400
	JAPAN		8,000	22,400
9206002000	DRUMS	NO	13,872	589,129
	CHINA (TAIWAN)		4,397	158,685
	CHINA,PEOPLE'S REP.(MAINLAND)		655	22,697
	INDONESIA		875	101,422
	JAPAN		24	12,496
	PAKISTAN		3,310	20,450
	THAILAND		4,611	273,379
9206004000	CYMBALS	NO	495	21,784
	CHINA (TAIWAN)		219	8,088
	GERMANY		276	13,696
9206006000	SETS OF TUNED BELLS, AS CHIMES,PEALS OR CARILLIONS	NO	10	21,406
	SPAIN		10	21,406
9206008000	PERCUSSION MUSICAL INSTRUMENTS, NESOI	NO	173,301	190,142
	CHINA (TAIWAN)		11,984	50,960
	ECUADOR		7,353	2,693
	MEXICO		46,575	12,786
	PAKISTAN		55,000	60,250
	SPAIN		509	2,113
	THAILAND		51,880	61,340
9207100010	MUSICAL SYNTHESIZERS VALUED $100 OR OVER EACH	NO	26	59,154
	JAPAN		26	59,154
9207100055	KEYBRD INST WITH MORE THAN 1 KEYBRD $200 OR OVER	NO	21	30,030
	NETHERLANDS		21	30,030
9207100060	KEYBOARD INST WITH MORE THAN 1 KEYBRD HAND-HELD	NO	482	64,532
	MALAYSIA		482	64,532
9207100065	KEYBRD INST EXC ACCORDIONS W/ 1 KEYBRD UNDER $100	NO	100	6,800
	MALAYSIA		100	6,800
9207100075	KEYBRD INST EXC ACCORDIONS W/ 1 KEYBRD $100 OR OV	NO	715	258,679
	CHINA,PEOPLE'S REP.(MAINLAND)		430	106,248
	INDONESIA		173	109,932
	JAPAN		30	13,816
	MALAYSIA		82	28,683
9207900040	FRETTED STRINGED INSTRUMENTS	NO	1,671	226,005
	CHINA (TAIWAN)		123	23,069
	CHINA,PEOPLE'S REP.(MAINLAND)		485	38,775
	INDONESIA		467	92,130
	JAPAN		8	10,612
	REPUBLIC OF KOREA		576	59,367
	SPAIN		12	2,052
9208100000	MUSIC BOXES	NO	11,899	92,273
	CHINA,PEOPLE'S REP.(MAINLAND)		11,899	92,273
9208900080	MOUTH-BLOWN SOUND SIGNALLING INSTRUMENTS, NESOI	NO	36	2,346
	ITALY		36	2,346
9209300000	MUSICAL INSTRUMENT STRINGS	NO	5,674	7,614
	MEXICO		5,674	7,614
9209928000	PTS & ACCESSORIES FOR INST OF HEADING 9202, NESOI	X		21,453
	CHINA (TAIWAN)			2,103
	GERMANY			11,100
	SPAIN			8,250
9209944000	COLLAPSIBLE INSTRUMENT STANDS OF HEADING 9207	X		53,280
	CHINA (TAIWAN)			32,692
	CHINA,PEOPLE'S REP.(MAINLAND)			20,588
9209948000	PTS & ACCESSORIES FOR INST OF HEADING 9207, NESOI	X		3,828
	CHINA (TAIWAN)			3,828
9209991000	MUTES, PEDALS, DAMPERS, SPURS FOR DRUMS PEDALS	X		97,735
	CHINA (TAIWAN)			73,455

TABLE - 2 IMPORTS INTO PUERTO RICO FROM FOREIGN COUNTRIES
BY COMMODITY AND COUNTRY OF ORIGIN-FISCAL YEAR 2001

COMM CODE	DESCRIPTION AND COUNTRY	UNIT	QUANTITY	VALUE - $
	CHINA,PEOPLE'S REP.(MAINLAND)			11,027
	INDONESIA			3,900
	THAILAND			9,353
9209998000	PARTS AND ACCESSORIES OF MUSICAL INST, NESOI	X		19,565
	CHINA (TAIWAN)			8,987
	THAILAND			10,578
	ARMS AND AMMUNITION;PARTS AND ACCESSORIES THEREOF	TOTAL		58,687
	ARMS AND AMMUNITION;PARTS AND ACCESSORIES THEREOF	TOTAL		58,687
9303200060	SHOTGUNS, NESOI	NO	4	7,631
	ITALY		1	2,841
	SPAIN		3	4,790
9304002000	RIFLES THAT EJECT MISSLES BY RELEASE OF AIR & GAS	NO	4	3,310
	GERMANY		4	3,310
9306210000	SHOTGUN CARTRIDGES AND PARTS THEREOF	THS	495	47,746
	ITALY		495	47,746
	MISCELLANEOUS MANUFACTURED ARTICLES	TOTAL		177,441,634
	FURNITURE;BEDDING,MATTRESSES,MATTRESS SUPPORTS,CUSHIONS AND SIMILAR STUFFED FURNISHINGS;LAMPS AND LIGHTING FITTINGS, NOT ELSEWHERE SPECIFIED OR INCLUDED; ILLUMINATED SIGNS, ILLUMINATED NAME-PLATES AND THE LIKE,PREFABRICATED BUILDINGS	TOTAL		116,500,810
9401200010	CHILD SAFETY SEATS FOR MOTOR VEHICLES	NO	628	53,601
	CHINA,PEOPLE'S REP.(MAINLAND)		618	47,032
	ITALY		10	6,569
9401200090	SEATS (EXCEP CHILD SAFETY SEATS) FOR MTR VEHICLES	NO	355	33,600
	CHINA (TAIWAN)		164	10,660
	GERMANY		4	2,557
	ITALY		187	20,383
9401304000	SWIVEL SEATS W/ HEIGHT ADJUSTMENT W/ WOODEN FRAME	NO	547	20,161
	CHINA,PEOPLE'S REP.(MAINLAND)		547	20,161
9401308010	HOUSEHLD SWIVEL SEATS W VARIABLE HGT ADJUST, NESOI	NO	710	5,845
	CHINA,PEOPLE'S REP.(MAINLAND)		710	5,845
9401308030	SWIVEL SEATS WITH VARIABLE HEIGHT ADJUSTMENT, NESO	NO	4,813	113,747
	CANADA		7	2,853
	CHINA (TAIWAN)		2,009	70,832
	CHINA,PEOPLE'S REP.(MAINLAND)		1,650	15,180
	COLOMBIA		33	2,564
	HONG KONG		1,089	20,045
	PANAMA		25	2,273
9401400000	SEATS EXC GARDEN SEATS/CAMPING EQUIP, CONVT TO BED	NO	2,084	167,671
	CHINA,PEOPLE'S REP.(MAINLAND)		321	8,508
	DENMARK		508	34,564
	FRANCE		4	2,621
	INDONESIA		920	44,077
	ITALY		48	32,587
	MALAYSIA		173	32,216
	MEXICO		110	13,098
9401500040	SEATS OF RATTAN	NO	7,888	516,908
	DOMINICAN REPUBLIC		64	4,701
	INDONESIA		4,291	199,021
	PHILIPPINES		3,533	313,186
9401500080	SEATS OF CANE, OSIER, BAMBOO OR SIMLR MATR, NESOI	NO	2,460	106,423
	CHINA,PEOPLE'S REP.(MAINLAND)		2,281	89,087
	DOMINICAN REPUBLIC		81	6,060
	PHILIPPINES		98	11,276
9401612010	HOUSEHLD SEAT WOODEN FRAMES, CHAIRS TEAK UPHOLSTER	NO	2,061	51,896

TABLE - 2 IMPORTS INTO PUERTO RICO FROM FOREIGN COUNTRIES
BY COMMODITY AND COUNTRY OF ORIGIN-FISCAL YEAR 2001

COMM CODE	DESCRIPTION AND COUNTRY	UNIT	QUANTITY	VALUE - $
	CHINA (TAIWAN)		1,562	21,920
	CHINA,PEOPLE'S REP.(MAINLAND)		440	8,140
	DENMARK		24	6,257
	GERMANY		14	7,601
	MEXICO		21	7,978
9401612030	SEATS WITH WOODEN FRAMES, CHAIRS TEAK UPHOLSTERED	NO	143	21,233
	FRANCE		16	5,555
	TURKEY		127	15,678
9401614010	HOUSEHLD SEAT W WOODEN FRAME, CHAIR UPHOLSTD NESOI	NO	92,233	6,345,208
	ARGENTINA		480	25,520
	BRAZIL		4,660	219,228
	CHINA (TAIWAN)		5,140	159,731
	CHINA,PEOPLE'S REP.(MAINLAND)		35,455	1,520,265
	COLOMBIA		832	81,067
	COSTA RICA		60	2,202
	DENMARK		142	9,496
	DOMINICAN REPUBLIC		8,401	879,772
	GUATEMALA		131	21,194
	HAITI		87	2,306
	HONDURAS		26	3,699
	HONG KONG		442	39,317
	INDONESIA		2,968	119,096
	ITALY		14,908	1,734,136
	MALAYSIA		5,786	138,593
	MEXICO		5,976	1,099,408
	PHILIPPINES		1,774	61,200
	ROMANIA		1,289	32,570
	SLOVAK REPUBLIC(SLOVAKIA)		1,116	26,523
	SPAIN		1,186	104,997
	THAILAND		1,138	35,328
	TRINIDAD @ TOBAGO		72	5,168
	TURKEY		164	24,392
9401614030	SEATS WITH WOODEN FRAMES, CHAIR UPHOLSTERED, NESOI	NO	3,638	156,929
	BRAZIL		672	19,520
	CHINA (TAIWAN)		1,147	9,306
	CHINA,PEOPLE'S REP.(MAINLAND)		770	50,950
	INDONESIA		55	2,981
	ITALY		311	26,098
	MEXICO		182	5,925
	SPAIN		31	4,680
	TURKEY		170	17,819
	UNITED KINGDOM OF GT BRITAIN		300	19,650
9401616010	HOUSEHLD SEATS W WOODEN FRAMES, UPHOLSTERED, NESOI	NO	62,156	7,871,999
	ARGENTINA		40	3,200
	BELGIUM		120	2,962
	BRAZIL		5,445	340,716
	CHINA (TAIWAN)		1,570	30,139
	CHINA,PEOPLE'S REP.(MAINLAND)		17,136	745,920
	COLOMBIA		100	3,400
	COSTA RICA		185	19,261
	DENMARK		202	21,115
	DOMINICAN REPUBLIC		776	123,217
	ECUADOR		50	11,130
	HONG KONG		530	153,025
	INDONESIA		3,181	123,506
	ITALY		20,048	4,216,411
	MALAYSIA		3,001	107,641
	MEXICO		5,887	1,125,303
	PHILIPPINES		208	37,905
	ROMANIA		606	26,306
	SPAIN		2,489	724,406
	THAILAND		190	5,040
	TRINIDAD @ TOBAGO		383	47,442
	TURKEY		9	3,954
9401616030	SEATS WITH WOODEN FRAMES, UPHOLSTERED, NESOI	NO	3,377	199,740
	BRAZIL		40	12,000

TABLE - 2 IMPORTS INTO PUERTO RICO FROM FOREIGN COUNTRIES
BY COMMODITY AND COUNTRY OF ORIGIN-FISCAL YEAR 2001

COMM CODE	DESCRIPTION AND COUNTRY	UNIT	QUANTITY	VALUE - $
	CHINA,PEOPLE'S REP.(MAINLAND)		1,676	13,782
	INDONESIA		202	6,690
	ITALY		88	29,737
	MEXICO		1,331	130,531
	SPAIN		40	7,000
9401692010	HSHLD SEAT W WOODEN FRAME, BENTWOOD, EXC UPHOLSTER	NO	3,601	101,922
	CHINA (TAIWAN)		1,510	37,200
	CHINA,PEOPLE'S REP.(MAINLAND)		1,702	47,870
	MEXICO		389	16,852
9401692030	SEATS WITH WOODEN FRAMES, BENTWOOD, EXC UPHOLSTER	NO	526	46,322
	COLOMBIA		526	46,322
9401694010	HSHLD SEAT W WOODEN FRAME, CHAIR TEAK EXC UPHOLSTD	NO	214	20,526
	CHINA,PEOPLE'S REP.(MAINLAND)		152	4,524
	DENMARK		27	13,367
	INDONESIA		35	2,635
9401694030	SEATS WITH WOODEN FRAMES, CHAIRS TEAK EXC UPHOLSTD	NO	145	9,000
	DOMINICAN REPUBLIC		145	9,000
9401696010	HSHLD SEAT W WOODEN FRAME FOR CHRS, EXC UPHL NESOI	NO	37,547	1,086,069
	BRAZIL		280	11,106
	CHINA (TAIWAN)		1,658	41,885
	CHINA,PEOPLE'S REP.(MAINLAND)		24,508	674,581
	COLOMBIA		36	2,020
	COSTA RICA		106	7,295
	DOMINICAN REPUBLIC		172	3,744
	HONG KONG		698	26,217
	INDONESIA		620	35,543
	ITALY		1,447	61,570
	MALAYSIA		3,273	44,301
	MEXICO		2,225	76,926
	NICARAGUA		606	10,589
	PERU		61	7,669
	PHILIPPINES		80	4,675
	ROMANIA		253	8,963
	THAILAND		1,271	50,129
	TRINIDAD @ TOBAGO		253	18,856
9401696030	SEAT WITH WOODEN FRAMES FOR CHAIRS, EXC UPHL NESOI	NO	4,219	70,671
	ARGENTINA		90	2,565
	CHINA,PEOPLE'S REP.(MAINLAND)		2,820	29,346
	COLOMBIA		102	4,459
	INDONESIA		127	13,949
	SLOVAK REPUBLIC(SLOVAKIA)		1,080	20,352
9401698010	HSHLD SEAT W WOODEN FRAME EXCPT UPHOLSTERED, NESOI	NO	27,943	1,696,218
	BRAZIL		840	60,113
	CHINA (TAIWAN)		2,623	61,356
	CHINA,PEOPLE'S REP.(MAINLAND)		17,018	546,399
	COLOMBIA		52	4,800
	DOMINICAN REPUBLIC		626	75,506
	HONDURAS		45	13,626
	HONG KONG		326	38,322
	ISRAEL		60	3,687
	ITALY		4,126	530,126
	MALAYSIA		960	9,936
	MEXICO		976	266,756
	NETHERLANDS		4	5,645
	PHILIPPINES		50	2,275
	SPAIN		113	35,531
	THAILAND		124	42,140
9401698030	SEATS WITH WOODEN FRAMES EXCEPT UPHOLSTERED, NESOI	NO	16,431	347,706
	CHINA (TAIWAN)		1,697	33,581
	CHINA,PEOPLE'S REP.(MAINLAND)		623	67,893
	INDONESIA		624	41,213
	ITALY		34	22,572
	MALAYSIA		12,096	68,947
	PHILIPPINES		70	2,323
	ROMANIA		482	18,031
	SPAIN		16	2,033

TABLE - 2 IMPORTS INTO PUERTO RICO FROM FOREIGN COUNTRIES
BY COMMODITY AND COUNTRY OF ORIGIN-FISCAL YEAR 2001

COMM CODE	DESCRIPTION AND COUNTRY	UNIT	QUANTITY	VALUE - $
	THAILAND		525	29,515
	TURKEY		264	61,598
9401710010	HOUSEHOLD SEATS WITH METAL FRAMES, UPHOLSTERED	NO	52,455	836,014
	BRAZIL		193	8,451
	CANADA		431	20,060
	CHINA (TAIWAN)		4,621	92,909
	CHINA,PEOPLE'S REP.(MAINLAND)		35,633	225,923
	GERMANY		761	11,151
	ITALY		9,176	402,572
	MALAYSIA		249	12,541
	MEXICO		1,025	9,745
	NETHERLANDS		14	8,752
	SPAIN		352	43,910
9401710030	SEATS WITH METAL FRAMES, UPHOLSTERED	NO	61,681	1,579,305
	CANADA		96	4,560
	CHINA (TAIWAN)		28,401	789,852
	CHINA,PEOPLE'S REP.(MAINLAND)		23,895	171,141
	DOMINICAN REPUBLIC		100	3,200
	ECUADOR		46	3,252
	FRANCE		28	7,722
	HONG KONG		52	15,670
	ITALY		7,636	497,322
	MEXICO		72	6,984
	PALAU		766	28,126
	SPAIN		589	51,476
9401790005	HSHLD OUTDOOR SEATS W MTL FRAME, W TEXT COVRD CUSH	NO	32,417	205,991
	CHINA (TAIWAN)		100	5,642
	CHINA,PEOPLE'S REP.(MAINLAND)		32,131	180,732
	COSTA RICA		186	19,617
9401790015	OUTDOOR SEATS W MTL FRAME, W TEXT COVERED CUSHIONS	NO	53,326	246,140
	CHINA,PEOPLE'S REP.(MAINLAND)		53,326	246,140
9401790025	HSHLD OUTDOR SEAT W MTL FRAME, EXC OF TEXT CUSHION	NO	21,538	326,489
	CHINA,PEOPLE'S REP.(MAINLAND)		18,833	200,476
	DENMARK		150	5,436
	DOMINICAN REPUBLIC		121	6,320
	MALAYSIA		144	2,599
	MEXICO		666	97,465
	SPAIN		1,624	14,193
9401790035	OUTDOOR SEATS W METAL FRAMES, EXC OF TEXT CUSHIONS	NO	16,771	217,567
	CANADA		137	46,884
	CHINA,PEOPLE'S REP.(MAINLAND)		15,354	112,946
	HONG KONG		504	12,555
	MEXICO		346	29,875
	UNITED KINGDOM OF GT BRITAIN		430	15,307
9401790045	HSHLD SEATS WITH METAL FRAMES, EXCEPT UPHOLSTERED	NO	15,168	249,022
	BRAZIL		111	4,731
	CANADA		169	6,493
	CHINA (TAIWAN)		1,220	6,782
	CHINA,PEOPLE'S REP.(MAINLAND)		10,663	127,212
	HONDURAS		61	5,528
	ITALY		1,228	48,574
	MALAYSIA		304	5,928
	MEXICO		1,282	32,666
	PHILIPPINES		100	4,900
	SPAIN		30	6,208
9401790050	SEATS WITH METAL FRAMES, EXCEPT UPHOLSTERED	NO	77,596	1,055,966
	BRAZIL		19,590	222,728
	CANADA		578	24,634
	CHINA (TAIWAN)		4,719	78,623
	CHINA,PEOPLE'S REP.(MAINLAND)		22,886	83,839
	COSTA RICA		13,032	130,821
	DOMINICAN REPUBLIC		1,134	19,357
	HAITI		531	11,008
	ITALY		2,861	87,387
	MALAYSIA		974	47,917
	MEXICO		1,447	30,477

TABLE - 2 IMPORTS INTO PUERTO RICO FROM FOREIGN COUNTRIES
BY COMMODITY AND COUNTRY OF ORIGIN-FISCAL YEAR 2001

COMM CODE	DESCRIPTION AND COUNTRY	UNIT	QUANTITY	VALUE - $
	SPAIN		1,219	114,084
	TRINIDAD @ TOBAGO		175	14,075
	VENEZUELA		8,450	191,016
9401802010	HSHLD SEATS OF REINFORCED OR LAMINATED PLASTICS	NO	15,986	157,516
	CHINA (TAIWAN)		360	5,868
	CHINA,PEOPLE'S REP.(MAINLAND)		878	38,996
	COSTA RICA		790	50,616
	ITALY		11,680	36,696
	MALAYSIA		78	12,800
	MEXICO		2,200	12,540
9401802030	SEATS OF REINFORCED OR LAMINATED PLASTICS	NO	9,060	48,384
	CHINA,PEOPLE'S REP.(MAINLAND)		2,375	15,794
	MEXICO		3,180	7,932
	PANAMA		2,052	5,669
	SPAIN		1,453	18,989
9401804015	OUTDOOR SEATS OF RUBBER OR PLST, W TEXT COVER SEAT	NO	1,750	5,897
	CHINA,PEOPLE'S REP.(MAINLAND)		1,750	5,897
9401804025	HSHLD OUTDR SEAT OF RUB/PLTS, NT TEXT COV SEAT MTL	NO	134,392	317,895
	CHINA,PEOPLE'S REP.(MAINLAND)		2,998	17,667
	INDIA		52,570	95,968
	ISRAEL		40,583	40,370
	ITALY		7,967	72,624
	MEXICO		7,800	21,960
	PANAMA		22,074	64,442
	SPAIN		400	4,864
9401804035	OUTDOOR SEATS OF RUBB/PLTS, NOT TEXT COVER SEAT MT	NO	760	19,198
	ITALY		743	10,588
	TURKEY		17	8,610
9401804045	SEATS OF RUBBER OR PLASTICS, NESOI	NO	130	3,861
	MEXICO		130	3,861
9401806010	HOUSEHOLD SEATS, NESOI	NO	821	158,874
	BRAZIL		21	5,040
	CHINA,PEOPLE'S REP.(MAINLAND)		37	4,530
	DOMINICAN REPUBLIC		484	25,988
	FRANCE		18	5,258
	GERMANY		75	14,177
	HONG KONG		7	7,863
	ITALY		104	63,946
	MEXICO		69	29,950
	PHILIPPINES		6	2,122
9401806030	SEATS, NESOI	NO	1,067	15,453
	INDONESIA		41	2,115
	THAILAND		1,026	13,338
9401901080	SEAT PARTS OF A KIND USED FOR MOTOR VEHICLES,NESOI	X		13,363
	AUSTRIA			2,462
	JAPAN			8,792
	REPUBLIC OF KOREA			2,109
9401902540	SEAT PARTS OF RATTAN	X		14,876
	PHILIPPINES			14,876
9401903500	SEAT PARTS OF RUBBER OR PLASTICS	X		31,195
	CHINA (TAIWAN)			7,651
	CHINA,PEOPLE'S REP.(MAINLAND)			23,544
9401904000	SEAT PARTS OF WOOD	X		187,745
	BRAZIL			19,626
	CHINA (TAIWAN)			139,234
	CHINA,PEOPLE'S REP.(MAINLAND)			14,080
	DENMARK			4,342
	ITALY			10,463
9401905000	SEAT PARTS, NESOI	X		171,331
	CANADA			19,462
	CHINA (TAIWAN)			109,206
	CHINA,PEOPLE'S REP.(MAINLAND)			31,123
	DOMINICAN REPUBLIC			3,808
	SOMALIA			7,732
9402100000	DENTISTS', BARBERS OR SIMILAR CHAIRS AND PARTS	X		116,085
	BRAZIL			5,194

TABLE - 2 IMPORTS INTO PUERTO RICO FROM FOREIGN COUNTRIES
BY COMMODITY AND COUNTRY OF ORIGIN-FISCAL YEAR 2001

COMM CODE	DESCRIPTION AND COUNTRY	UNIT	QUANTITY	VALUE - $
	CANADA			8,271
	GERMANY			57,622
	ITALY			44,998
9402900010	HOSPITAL FURNITURE	X		150,929
	CANADA			148,663
	SWEDEN			2,266
9402900020	MEDICAL SURGICAL DENTAL/VETERNARY FURNITURE, NESOI	X		41,051
	BRAZIL			2,363
	CANADA			32,719
	COLOMBIA			2,184
	SPAIN			3,785
9403100020	METAL FILING CABINETS OF A KIND USED IN OFFICES	X		485,120
	CANADA			24,161
	CHINA (TAIWAN)			13,770
	CHINA,PEOPLE'S REP.(MAINLAND)			41,038
	COLOMBIA			13,197
	DENMARK			4,420
	ECUADOR			5,428
	ITALY			34,789
	MALAYSIA			69,838
	PANAMA			208,520
	SPAIN			3,603
	VENEZUELA			66,356
9403100040	METAL FURNITURE OF A KIND USED IN OFFICE, NESOI	X		1,170,585
	BELGIUM			53,538
	BRAZIL			4,000
	CANADA			487,179
	CHINA (TAIWAN)			154,026
	COLOMBIA			11,360
	HONG KONG			44,747
	ITALY			46,324
	MALAYSIA			20,243
	REPUBLIC OF KOREA			31,328
	SPAIN			295,490
	THAILAND			22,350
9403200010	HOUSEHOLD METAL FURNITURE	X		7,787,802
	BRAZIL			177,950
	CANADA			57,290
	CHINA (TAIWAN)			1,663,341
	CHINA,PEOPLE'S REP.(MAINLAND)			2,895,356
	COLOMBIA			2,488
	COSTA RICA			3,758
	DOMINICAN REPUBLIC			39,115
	FRANCE			3,763
	GERMANY			4,410
	HONG KONG			11,830
	ITALY			1,138,429
	MALAYSIA			80,052
	MEXICO			850,419
	NETHERLANDS			13,687
	PHILIPPINES			323,181
	PITCAIRN ISLAND			3,202
	PORTUGAL			172,640
	SPAIN			308,101
	SWITZERLAND			38,790
9403200020	COUNTERS,LOCKERS,RACKS,DISPLAY CASES,ETC OF METAL	X		3,056,333
	AUSTRALIAN ISLANDS			143,683
	BRAZIL			15,474
	CANADA			159,978
	CHINA (TAIWAN)			436,304
	CHINA,PEOPLE'S REP.(MAINLAND)			354,172
	COLOMBIA			5,521
	DENMARK			12,749
	DOMINICAN REPUBLIC			10,548
	FRANCE			4,440
	GERMANY			45,582

TABLE - 2 IMPORTS INTO PUERTO RICO FROM FOREIGN COUNTRIES
BY COMMODITY AND COUNTRY OF ORIGIN-FISCAL YEAR 2001

COMM CODE	DESCRIPTION AND COUNTRY	UNIT	QUANTITY	VALUE - $
	HONG KONG			237,445
	IRELAND			20,000
	ITALY			203,527
	JAPAN			30,927
	MEXICO			254,588
	PANAMA			14,423
	SPAIN			366,086
	SWEDEN			2,881
	VENEZUELA			738,005
9403200030	METAL FURNITURE, NESOI	X		1,964,387
	CANADA			171,458
	CHINA (TAIWAN)			569,687
	CHINA,PEOPLE'S REP.(MAINLAND)			599,844
	COLOMBIA			9,800
	COSTA RICA			31,752
	DOMINICAN REPUBLIC			6,444
	ECUADOR			97,400
	GERMANY			86,279
	HONG KONG			28,222
	INDIA			34,238
	ITALY			93,684
	MALAYSIA			2,396
	MEXICO			23,206
	PHILIPPINES			34,772
	PORTUGAL			6,932
	SPAIN			101,471
	THAILAND			56,712
	UNITED KINGDOM OF GT BRITAIN			10,090
9403304000	BENT-WOOD FURNITURE OF A KIND USED IN OFFICES	X		107,667
	BRAZIL			4,480
	ITALY			103,187
9403308000	WOODEN FURNITURE USED IN OFFICES, NESOI	X		1,994,195
	BELGIUM			10,896
	BRAZIL			1,315,316
	CANADA			281,017
	CHINA (TAIWAN)			127,034
	CHINA,PEOPLE'S REP.(MAINLAND)			23,616
	COLOMBIA			8,568
	DENMARK			12,669
	ITALY			120,885
	MEXICO			4,500
	REPUBLIC OF KOREA			2,400
	SPAIN			84,194
	UNITED KINGDOM OF GT BRITAIN			3,100
9403404000	BENT-WOOD FURNITURE OF A KIND USED IN THE KITCHEN	X		19,931
	CHINA (TAIWAN)			14,842
	ITALY			5,089
9403409040	WOODEN DINING TABLES OF A KIND USED IN THE KITCHEN	NO	5,733	392,042
	BRAZIL		363	24,896
	CHILE		145	6,315
	CHINA (TAIWAN)		644	47,862
	CHINA,PEOPLE'S REP.(MAINLAND)		1,879	112,665
	COLOMBIA		126	3,415
	INDONESIA		213	9,927
	ITALY		49	12,452
	MALAYSIA		824	38,375
	MEXICO		702	40,790
	PHILIPPINES		352	53,475
	SPAIN		436	41,870
9403409060	CABINETS DESIGNED FOR PERMANENT INSTALLATION	X		2,039,231
	CANADA			17,113
	CHINA,PEOPLE'S REP.(MAINLAND)			34,482
	COLOMBIA			2,600
	DENMARK			14,139
	DOMINICAN REPUBLIC			824,780
	ITALY			316,217

TABLE - 2 IMPORTS INTO PUERTO RICO FROM FOREIGN COUNTRIES
BY COMMODITY AND COUNTRY OF ORIGIN-FISCAL YEAR 2001

COMM CODE	DESCRIPTION AND COUNTRY	UNIT	QUANTITY	VALUE - $
	SPAIN			829,900
9403409080	WOODEN FURNITURE OF USED IN THE KITCHEN, NESOI	X		719,692
	BRAZIL			26,610
	CANADA			23,608
	CHINA (TAIWAN)			73,484
	CHINA,PEOPLE'S REP.(MAINLAND)			127,589
	COLOMBIA			37,356
	DOMINICAN REPUBLIC			108,400
	FRANCE			145,946
	INDONESIA			5,250
	ITALY			102,614
	MALAYSIA			31,512
	MEXICO			9,766
	SPAIN			27,557
9403504000	BENT-WOOD FURNITURE OF A KIND USED IN THE BEDROOM	X		379,250
	ARGENTINA			16,692
	BRAZIL			71,511
	CHINA,PEOPLE'S REP.(MAINLAND)			24,440
	COLOMBIA			237,681
	DOMINICAN REPUBLIC			16,845
	MEXICO			9,119
	NETHERLANDS			2,962
9403506000	WOODEN FURNITURE, BEDROOM USE, FOR MOTOR VECHICLES	X		22,030
	ITALY			22,030
9403509040	WOODEN BEDS OF A KIND USE IN THE BEDROOM	NO	72,190	6,946,949
	ARGENTINA		368	69,246
	BELGIUM		314	20,718
	BRAZIL		12,185	1,233,831
	BULGARIA		12	2,006
	CANADA		14	2,516
	CHILE		686	68,934
	CHINA (TAIWAN)		1,138	63,443
	CHINA,PEOPLE'S REP.(MAINLAND)		20,223	1,795,763
	COLOMBIA		69	12,714
	DENMARK		406	32,269
	GERMANY		11	3,073
	HONDURAS		488	71,440
	HONG KONG		486	56,230
	INDONESIA		2,580	293,331
	ITALY		14,443	1,627,821
	MALAYSIA		16,788	1,216,380
	MEXICO		1,360	183,470
	NICARAGUA		63	4,536
	PHILIPPINES		14	5,824
	SPAIN		531	177,930
	TURKEY		11	5,474
9403509080	WOODEN FURNITURE OF A KIND USED IN THE BEDROOM, NE	X		11,345,983
	ARGENTINA			37,257
	BELGIUM			58,540
	BRAZIL			1,636,437
	BULGARIA			13,260
	CHILE			21,400
	CHINA (TAIWAN)			227,552
	CHINA,PEOPLE'S REP.(MAINLAND)			3,045,094
	COLOMBIA			84,880
	COSTA RICA			154,200
	DENMARK			176,094
	DOMINICAN REPUBLIC			6,920
	ECUADOR			2,890
	FRANCE			6,807
	GERMANY			8,235
	HONDURAS			44,080
	HONG KONG			139,546
	INDONESIA			679,178
	ITALY			2,739,169
	MALAYSIA			645,346

TABLE - 2 IMPORTS INTO PUERTO RICO FROM FOREIGN COUNTRIES
BY COMMODITY AND COUNTRY OF ORIGIN-FISCAL YEAR 2001

COMM CODE	DESCRIPTION AND COUNTRY	UNIT	QUANTITY	VALUE - $
	MEXICO			1,077,926
	NETHERLANDS			6,309
	NICARAGUA			4,490
	PERU			5,196
	PHILIPPINES			10,576
	SPAIN			100,046
	THAILAND			191,466
	UNITED KINGDOM OF GT BRITAIN			223,089
9403604000	BENT-WOOD FURNITURE, NESOI	X		2,424
	DOMINICAN REPUBLIC			2,424
9403608040	WOODEN DINING TABLES FURNITURE, NESOI	NO	34,278	2,358,013
	BRAZIL		674	49,541
	CANADA		2	3,400
	CHINA (TAIWAN)		7,047	400,926
	CHINA,PEOPLE'S REP.(MAINLAND)		16,524	1,292,465
	COLOMBIA		386	40,676
	COSTA RICA		323	31,900
	DENMARK		236	6,241
	DOMINICAN REPUBLIC		12	3,260
	HONG KONG		744	72,646
	INDONESIA		276	20,470
	ISRAEL		23	3,877
	ITALY		2,272	140,130
	MALAYSIA		2,264	90,668
	MEXICO		398	29,471
	NICARAGUA		147	3,045
	PHILIPPINES		286	44,643
	SPAIN		360	68,722
	THAILAND		2,273	49,383
	TURKEY		31	6,549
9403608080	WOODEN FURNITURE, NESOI	X		28,827,903
	ARGENTINA			51,134
	ARUBA			8,150
	AUSTRIA			22,377
	BELGIUM			29,305
	BRAZIL			2,254,749
	CANADA			186,730
	CHILE			67,830
	CHINA (TAIWAN)			1,668,782
	CHINA,PEOPLE'S REP.(MAINLAND)			10,246,342
	COLOMBIA			404,000
	COSTA RICA			230,463
	DENMARK			640,626
	DOMINICAN REPUBLIC			1,568,341
	ECUADOR			8,100
	FRANCE			260,462
	GERMANY			190,632
	GUATEMALA			21,288
	HONDURAS			11,781
	HONG KONG			141,329
	INDIA			27,660
	INDONESIA			1,246,898
	ISRAEL			22,820
	ITALY			4,113,088
	MALAWI			21,680
	MALAYSIA			1,136,618
	MEXICO			1,796,592
	NETHERLANDS			27,509
	NICARAGUA			6,608
	PANAMA			6,185
	PERU			46,474
	PHILIPPINES			150,274
	PORTUGAL			78,980
	REPUBLIC OF KOREA			138,488
	ROMANIA			7,716
	SPAIN			1,568,180

TABLE - 2 IMPORTS INTO PUERTO RICO FROM FOREIGN COUNTRIES
BY COMMODITY AND COUNTRY OF ORIGIN-FISCAL YEAR 2001

COMM CODE	DESCRIPTION AND COUNTRY	UNIT	QUANTITY	VALUE - $
	ST.VINCENT @ THE GRENADINES			7,858
	SWITZERLAND			2,263
	THAILAND			259,977
	TURKEY			126,758
	UNITED KINGDOM OF GT BRITAIN			22,856
9403704010	HOUSEHLD FURNITURE OF REINFORCED/LAMINATED PLASTIC	X		191,229
	BRAZIL			3,710
	CHINA (TAIWAN)			32,232
	CHINA,PEOPLE'S REP.(MAINLAND)			50,545
	COSTA RICA			34,556
	ITALY			8,008
	MEXICO			44,812
	VENEZUELA			17,366
9403704020	OFFICE FURNITURE OF REINFORCED/LAMINATED PLASTICS	X		11,376
	CANADA			4,200
	FRANCE			7,176
9403704030	FURNITURE OF REINFORCED/LAMINATED PLASTICS, NESOI	X		38,588
	FRANCE			12,289
	MEXICO			8,672
	SPAIN			17,627
9403708010	HOUSEHOLD FURNITURE OF PLASTICS, NESOI	X		505,250
	BRAZIL			110,576
	CHINA (TAIWAN)			2,336
	CHINA,PEOPLE'S REP.(MAINLAND)			210,608
	FRANCE			6,803
	HONG KONG			3,929
	ITALY			92,163
	MEXICO			54,544
	SPAIN			24,291
9403708020	OFFICE FURNITURE OF PLASTICS, NESOI	X		3,000
	MEXICO			3,000
9403708030	FURNITURE OF PLASTICS, NESOI	X		291,627
	BRAZIL			80,894
	CANADA			9,296
	CHINA,PEOPLE'S REP.(MAINLAND)			14,572
	COLOMBIA			44,089
	FRANCE			8,913
	HONG KONG			5,176
	INDIA			2,123
	ISRAEL			34,166
	ITALY			26,800
	JAPAN			13,368
	MEXICO			52,230
9403803010	HOUSEHOLD FURNITURE OF RATTAN	X		1,390,332
	CHINA,PEOPLE'S REP.(MAINLAND)			235,865
	DOMINICAN REPUBLIC			2,454
	HONG KONG			59,150
	INDONESIA			430,717
	ITALY			7,983
	PHILIPPINES			624,907
	SPAIN			29,256
9403803020	FURNITURE OF RATTAN, NESOI	X		185,062
	DOMINICAN REPUBLIC			3,118
	PHILIPPINES			181,944
9403803030	HSHLD FURNITURE OF CANE, BAMBOO/SIMLR MATRL, NESOI	X		231,264
	CHINA,PEOPLE'S REP.(MAINLAND)			212,526
	COSTA RICA			3,394
	DOMINICAN REPUBLIC			2,894
	HONG KONG			6,717
	THAILAND			5,733
9403803090	FURNITURE OF CANE, BAMBOO OR SIMLR MATERIAL, NESOI	X		45,787
	CHINA,PEOPLE'S REP.(MAINLAND)			18,114
	HONDURAS			27,673
9403806040	HOUSEHOLD FURNITURE OF OTHER MATERIALS, NESOI	X		411,292
	CHINA (TAIWAN)			40,677
	CHINA,PEOPLE'S REP.(MAINLAND)			281,543

TABLE - 2 IMPORTS INTO PUERTO RICO FROM FOREIGN COUNTRIES
BY COMMODITY AND COUNTRY OF ORIGIN-FISCAL YEAR 2001

COMM CODE	DESCRIPTION AND COUNTRY	UNIT	QUANTITY	VALUE - $
	DOMINICAN REPUBLIC			4,048
	FRANCE			4,246
	ITALY			36,484
	MALAYSIA			7,568
	MEXICO			11,509
	PHILIPPINES			17,358
	SPAIN			7,859
9403806080	FURNITURE OF OTHER MATERIALS, NESOI	X		170,301
	AUSTRIA			3,273
	CHINA,PEOPLE'S REP.(MAINLAND)			30,209
	COLOMBIA			2,180
	DENMARK			34,694
	DOMINICAN REPUBLIC			4,350
	HONG KONG			18,760
	INDIA			8,889
	INDONESIA			4,105
	ITALY			32,144
	MEXICO			4,892
	SPAIN			23,441
	TURKEY			3,364
9403904000	FURNITURE PARTS OF REINFORCED/LAMINATED PLASTICS	X		23,458
	BRAZIL			17,357
	CHINA (TAIWAN)			6,101
9403905000	FURNITURE PARTS OF RUBBER OR PLASTICS, NESOI	X		14,575
	CHINA (TAIWAN)			11,200
	ITALY			3,375
9403906000	FURNITURE PARTS OF TEXTILE MATERIAL, EXCEPT COTTON	X		22,590
	DOMINICAN REPUBLIC			22,590
9403907000	FURNITURE PARTS OF WOOD	X		2,166,039
	BRAZIL			478,152
	CANADA			96,443
	CHINA (TAIWAN)			35,365
	CHINA,PEOPLE'S REP.(MAINLAND)			408,391
	COLOMBIA			56,745
	DENMARK			6,657
	DOMINICAN REPUBLIC			12,738
	ECUADOR			20,113
	HONG KONG			17,741
	INDONESIA			3,228
	ITALY			869,863
	MEXICO			19,712
	SPAIN			140,891
9403908040	FURNITURE PARTS OF METAL, NESOI	X		448,060
	BRAZIL			6,526
	CANADA			32,711
	CHINA (TAIWAN)			11,964
	CHINA,PEOPLE'S REP.(MAINLAND)			143,797
	COLOMBIA			45,667
	DENMARK			20,973
	ITALY			77,736
	MEXICO			14,140
	NETHERLANDS			2,624
	PAKISTAN			15,909
	SPAIN			34,527
	SWEDEN			41,486
9403908080	FURNITURE PARTS, NESOI	X		312,489
	BRAZIL			10,739
	CANADA			16,165
	CHINA (TAIWAN)			6,172
	CHINA,PEOPLE'S REP.(MAINLAND)			89,735
	FRANCE			3,755
	ITALY			172,152
	MALAYSIA			8,672
	MEXICO			2,899
	SPAIN			2,200
9404100000	MATTRESS SUPPORTS	NO	89	8,305

TABLE - 2 IMPORTS INTO PUERTO RICO FROM FOREIGN COUNTRIES
BY COMMODITY AND COUNTRY OF ORIGIN-FISCAL YEAR 2001

COMM CODE	DESCRIPTION AND COUNTRY	UNIT	QUANTITY	VALUE - $
	ITALY		40	2,130
	SPAIN		49	6,175
9404210000	MATTRESS OF CELLULAR RUBBER OR PLASTICS	NO	1,145	61,426
	CANADA		265	20,148
	CHINA (TAIWAN)		302	11,476
	DOMINICAN REPUBLIC		578	29,802
9404291000	MATTRESS OF COTTON	NO	109	3,479
	CHINA,PEOPLE'S REP.(MAINLAND)		109	3,479
9404299010	UNCOVERED INNERSPRING UNITS	NO	23,757	406,296
	DOMINICAN REPUBLIC		23,757	406,296
9404299090	MATTRESS OF OTHER MATERIAL, NESOI	NO	26,116	1,162,731
	BRAZIL		128	9,218
	CHINA (TAIWAN)		62	5,902
	CHINA,PEOPLE'S REP.(MAINLAND)		739	13,151
	DOMINICAN REPUBLIC		20,798	1,016,145
	ITALY		46	2,039
	MEXICO		4,317	107,675
	SPAIN		26	8,601
9404901000	PILLOWS, CUSHIONS AND SIMILAR FURNISHING OF COTTON	NO	7,316	20,074
	GUATEMALA		48	322
	INDIA		6,436	15,157
	INDONESIA		277	656
	ITALY		40	2,076
	MEXICO		484	1,545
	TURKEY		31	318
9404902000	PILLOWS, CUSHIONS AND SIMILAR FURNISHING, NESOI	X		193,912
	CHINA (TAIWAN)			948
	CHINA,PEOPLE'S REP.(MAINLAND)			4,116
	COLOMBIA			1,375
	DENMARK			10,367
	DOMINICAN REPUBLIC			130,058
	FRANCE			1,230
	GERMANY			1,575
	INDONESIA			2,516
	ITALY			11,402
	PHILIPPINES			833
	SPAIN			4,921
	TURKEY			953
	UNITED KINGDOM OF GT BRITAIN			23,618
9404908020	QUILTS, EIDERDOWNS, COMFORTERS, & SIMILAR ARTICLES	NO	2,466	15,149
	PAKISTAN		2,466	15,149
9404908505	QUILTS,EIDERDOWNS & COMFORTRS,OUTR SHELL OF COTTON	NO	692	12,597
	ARGENTINA		476	6,580
	MEXICO		180	2,884
	SPAIN		36	3,133
9404908522	QUILTS,EIDERDOWNS,COMFORTR,OTR SHELL MAN-MADE FIBR	NO	67,340	617,614
	COLOMBIA		12	440
	ECUADOR		36	418
	MEXICO		12,345	140,362
	PAKISTAN		54,947	476,394
9404908536	QUILTS,EIDERDOWNS & COMFORTRS OF OTH TEXT MAT,NESO	NO	17,280	107,558
	CHINA,PEOPLE'S REP.(MAINLAND)		17,280	107,558
9404909522	QUILTS,EIDER DOWNS,COMFORTR,OTR SHELL MMF	NO	28,766	53,253
	MEXICO		5,064	27,859
	PAKISTAN		23,702	25,394
9404909570	ARTICLES OF BEDDING AND SIMILAR FURNISHINGS, NESOI	NO	654	11,706
	CHINA,PEOPLE'S REP.(MAINLAND)		654	11,706
9405104010	HOUSEHOLD CHANDELIER & ELEC CEILING/WALL LGT BRASS	NO	7,256	47,437
	CHINA,PEOPLE'S REP.(MAINLAND)		6,988	35,554
	MOROCCO		253	2,275
	SPAIN		15	9,608
9405106010	HOUSEHLD CHANDELIER&ELEC CEILING LGT BASE MT,NESOI	NO	13,191	350,699
	CANADA		72	2,592
	CHILE		3,876	41,291
	CHINA (TAIWAN)		1,148	138,266
	CHINA,PEOPLE'S REP.(MAINLAND)		5,200	37,072

TABLE - 2 IMPORTS INTO PUERTO RICO FROM FOREIGN COUNTRIES
BY COMMODITY AND COUNTRY OF ORIGIN-FISCAL YEAR 2001

COMM CODE	DESCRIPTION AND COUNTRY	UNIT	QUANTITY	VALUE - $
	HONG KONG		90	6,934
	INDONESIA		627	2,491
	ITALY		1,638	53,577
	MEXICO		192	2,197
	SPAIN		348	66,279
9405106020	CHANDELIER, CEILING LGT BASE MT,EXC HSHLD, NESOI	NO	4	2,741
	SPAIN		4	2,741
9405108010	HOUSEHLD CHANDELIER & ELEC CEILING LIGHTING, NESOI	NO	11,174	109,070
	CHINA,PEOPLE'S REP.(MAINLAND)		10,574	86,757
	INDONESIA		379	2,878
	ITALY		217	16,390
	SPAIN		4	3,045
9405108020	CHANDELIER & ELEC CEILING LGT EX BASS MT, NT HSHLD	NO	19,013	116,602
	AUSTRIA		2	12,500
	CANADA		3	6,000
	CHINA (TAIWAN)		516	7,814
	CHINA,PEOPLE'S REP.(MAINLAND)		13,665	81,462
	MEXICO		27	2,141
	REPUBLIC OF KOREA		4,800	6,685
9405204010	HOUSEHLD ELEC TABLE, DESK, BEDSIDE/FLOORSTAND,BRAS	NO	8,225	53,307
	SPAIN		8,225	53,307
9405204020	ELEC TABLE, DESK, BEDSIDE/FLOORSTD, BRAS, EX HSHLD	NO	4,879	24,310
	CHINA,PEOPLE'S REP.(MAINLAND)		4,840	22,120
	GUATEMALA		39	2,190
9405206010	HOUSEHOLD ELEC TABLE, DESK, BEDSIDE ETC BASE METAL	NO	29,142	403,138
	CHINA (TAIWAN)		1,436	107,121
	CHINA,PEOPLE'S REP.(MAINLAND)		26,140	206,743
	ITALY		1,226	65,949
	SPAIN		340	23,325
9405206020	ELEC TBLE, DESK, BEDSIDE BASE METAL, EXC HSHOLD	NO	5,192	50,887
	CHINA (TAIWAN)		402	36,946
	CHINA,PEOPLE'S REP.(MAINLAND)		4,788	9,903
	SPAIN		2	4,038
9405208010	HOUSEHOLD ELECTRIC TABLE, DESK, BEDSIDE, NESOI	NO	165,089	644,335
	CHINA,PEOPLE'S REP.(MAINLAND)		164,405	625,849
	FRANCE		5	2,885
	ITALY		228	5,103
	MEXICO		190	2,396
	SPAIN		261	8,102
9405208020	ELECTRIC TABLE, DESK, BEDSIDE, EXC HSHLD	NO	10,114	92,441
	CHINA,PEOPLE'S REP.(MAINLAND)		9,576	83,177
	DENMARK		484	6,265
	MEXICO		54	2,999
9405300010	MINATURE LIGHTING SETS FOR CHRISTMAS TREES	NO	602,612	1,487,677
	CHINA,PEOPLE'S REP.(MAINLAND)		602,612	1,487,677
9405300040	LIGHTING SETS FOR CHRISTMAS TREES NESOI	NO	967,445	2,408,302
	CHINA,PEOPLE'S REP.(MAINLAND)		950,985	2,369,494
	HONG KONG		16,460	38,808
9405404000	ELECTRIC LAMPS AND LIGHTING FITTINGS OF BRASS	NO	91	12,934
	SPAIN		91	12,934
9405406000	ELECTRIC LAMPS & LIGHTING BASE METAL, NESOI	NO	65,829	963,017
	CHINA (TAIWAN)		1,665	29,165
	CHINA,PEOPLE'S REP.(MAINLAND)		51,256	439,413
	DENMARK		170	91,460
	GERMANY		55	4,491
	HONG KONG		8,446	74,221
	ITALY		1,535	74,500
	SPAIN		2,655	223,878
	TRINIDAD @ TOBAGO		16	20,500
	UNITED KINGDOM OF GT BRITAIN		31	5,389
9405408000	ELECTRIC LAMPS AND LIGHTING FITTINGS, NESOI	NO	4,761,736	3,540,067
	CHINA (TAIWAN)		13,436	26,397
	CHINA,PEOPLE'S REP.(MAINLAND)		4,500,559	3,080,061
	HONG KONG		237,270	91,264
	ITALY		1	9,700
	SPAIN		10,470	332,645

TABLE - 2 IMPORTS INTO PUERTO RICO FROM FOREIGN COUNTRIES
BY COMMODITY AND COUNTRY OF ORIGIN-FISCAL YEAR 2001

COMM CODE	DESCRIPTION AND COUNTRY	UNIT	QUANTITY	VALUE - $
9405502000	NON-ELECTRIC LAMPS TO BE USE WITH PROPANE/OTH GAS	NO	27,276	40,224
	CHINA,PEOPLE'S REP.(MAINLAND)		27,276	40,224
9405503000	NON-ELECTRIC LAMPS AND LIGHTING FITTINGS OF BRASS	NO	665	7,357
	TURKEY		665	7,357
9405504000	NON-ELECTRIC LAMPS & LIGHTING FITTINGS, NESOI	NO	825,631	1,224,855
	BRAZIL		1,710	6,532
	CHINA,PEOPLE'S REP.(MAINLAND)		814,709	1,156,128
	CZECH REPUBLIC		2	9,120
	FRANCE		22	10,196
	GERMANY		770	4,204
	HONG KONG		1,002	2,411
	INDIA		7,007	25,284
	ITALY		76	3,214
	MEXICO		200	2,931
	SWEDEN		133	4,835
9405604000	ILLUMINATED SIGNS, ILLUMINATED NAMEPLATE EXC BRASS	NO	78,564	242,648
	CANADA		1	25,607
	CHILE		3,642	47,422
	CHINA,PEOPLE'S REP.(MAINLAND)		3,344	37,461
	COSTA RICA		71,145	48,020
	REPUBLIC OF KOREA		31	29,772
	SPAIN		387	33,126
	SWEDEN		14	21,240
9405606000	ILLUMINATED SIGNS, ILLUMINATED NAMEPLATES, NESOI	NO	4,528	328,224
	CANADA		514	62,880
	CHINA (TAIWAN)		200	25,000
	CHINA,PEOPLE'S REP.(MAINLAND)		2,792	26,321
	COSTA RICA		956	198,296
	MEXICO		23	3,774
	NETHERLANDS		2	4,131
	PANAMA		6	5,372
	VENEZUELA		35	2,450
9405911000	PARTS OF GLOBES AND SHADES OF LEAD CRYSTAL	X		2,764
	FRANCE			2,764
9405913000	PARTS OF GLOBES AND SHADES EXCEPT OF LEAD CRYSTAL	X		16,184
	INDONESIA			2,179
	MEXICO			14,005
9405916080	LAMPS PARTS OF GLASS, NESOI	X		17,779
	ITALY			2,762
	SPAIN			15,017
9405920000	LAMPS PARTS OF PLASTICS	X		11,070
	SPAIN			11,070
9405992000	LAMPS PARTS OF BRASS	X		42,194
	SPAIN			42,194
9405994000	LAMPS PARTS EXCEPT OF BRASS, NESOI	X		40,269
	CHINA,PEOPLE'S REP.(MAINLAND)			6,756
	ITALY			4,508
	TRINIDAD @ TOBAGO			29,005
9406004000	PREFABRICATED BUILDINGS OF WOOD	NO	394	68,211
	BRAZIL		2	50,075
	COLOMBIA		1	10,818
	ECUADOR		391	7,318
9406008020	GREENEHOUSES PREFAB BLDINGS OF METAL NT COMMERCIAL	NO	3	19,415
	CANADA		1	3,506
	ISRAEL		2	15,909
9406008030	PREFABRICATED BUILDINGS OF METAL	NO	43	54,397
	CANADA		30	29,246
	SPAIN		1	15,361
	UNITED KINGDOM OF GT BRITAIN		12	9,790
9406008050	ANIMAL SHEDS OF PLASTIC	NO	340	2,720
	THAILAND		340	2,720
9406008090	PREFABRICATED BUILDINGS, NESOI	NO	472	106,037
	COLOMBIA		5	6,000
	DOMINICAN REPUBLIC		176	75,990
	ECUADOR		282	3,668
	GERMANY		8	9,753

TABLE - 2 IMPORTS INTO PUERTO RICO FROM FOREIGN COUNTRIES
BY COMMODITY AND COUNTRY OF ORIGIN-FISCAL YEAR 2001

COMM CODE	DESCRIPTION AND COUNTRY	UNIT	QUANTITY	VALUE - $
	SPAIN		1	10,626
	TOYS,GAMES AND SPORTS EQUIPMENT; PARTS AND ACCESSORIES THEREOF	TOTAL		40,470,055
9501002000	TOYS,WHEELED,RIDDEN BY CHILDREN, CHAIN-DRIVEN	X		189,575
	CHINA,PEOPLE'S REP.(MAINLAND)			186,200
	SPAIN			3,375
9501004000	TOYS,WHEELED RIDDEN BY CHILDREN, NESOI	X		1,068,390
	CHINA (TAIWAN)			246,283
	CHINA,PEOPLE'S REP.(MAINLAND)			763,691
	FRANCE			7,150
	HONG KONG			22,943
	ISRAEL			1,947
	MEXICO			22,828
	SPAIN			3,548
9501006000	DOLLS' CARRIAGES, DOLLS' STROLLERS AND PARTS	X		82,621
	CHINA,PEOPLE'S REP.(MAINLAND)			82,621
9502100010	DOLLS', STUFFED WHETHER OR NOT DRESSED	NO	591,001	2,711,307
	CHINA,PEOPLE'S REP.(MAINLAND)		522,803	1,742,161
	COLOMBIA		3,692	45,649
	MEXICO		2,239	47,754
	SPAIN		62,267	875,743
9502100060	DOLLS, NESOI	NO	3,308,834	5,652,707
	CHINA (TAIWAN)		3,794	25,930
	CHINA,PEOPLE'S REP.(MAINLAND)		3,178,435	5,011,745
	DOMINICAN REPUBLIC		1,104	2,260
	HONG KONG		107,034	344,758
	MEXICO		1,682	54,905
	SPAIN		16,485	212,588
	VENEZUELA		300	521
9502910000	DOLL GARMENTS AND ACCESSORIES THEREOF, FOOTWEAR	X		59,350
	CHINA,PEOPLE'S REP.(MAINLAND)			59,030
	HAITI			320
9502990000	DOLLS; PARTS AND ACCESSORIES, NESOI	X		118,524
	CHINA,PEOPLE'S REP.(MAINLAND)			118,524
9503100010	ELECTRIC TRAIN ASSEMBLY KITS TO A UNIFORM SCALE	NO	132,272	188,333
	CHINA,PEOPLE'S REP.(MAINLAND)		127,268	61,614
	SLOVENIA		5,004	126,719
9503100025	ELECTRIC TRAINS & OTHR ACCESSORIES,NESOI;EXC PARTS	NO	7,956	15,769
	CHINA,PEOPLE'S REP.(MAINLAND)		7,956	15,769
9503200000	REDUCED-SIZED (SCALE) MODEL ASSEMBLY KITS,PARTS	X		3,621
	CHINA,PEOPLE'S REP.(MAINLAND)			3,621
9503200030	ASSEMBLY KITS;REDUCED SIZE; EXCLUDING HEAD 9503.10	NO	130,108	156,953
	CHINA,PEOPLE'S REP.(MAINLAND)		68,968	129,094
	HONG KONG		40,080	16,507
	REPUBLIC OF KOREA		21,060	11,352
9503200060	REDUCED-SIZED (SCALE) MODEL ASSEMBLY KITS,PARTS	X		31,968
	HONG KONG			31,968
9503300000	CONSTRUCTION SET/CONSTRUCTIONAL TOYS & PARTS,NESOI	X		139,795
	CHINA,PEOPLE'S REP.(MAINLAND)			35,675
	COLOMBIA			7,211
	HONG KONG			78,821
	ISRAEL			18,088
9503410000	STUFFED TOYS (ANIMALS / NON-HUMAN); PRTS NESOI	X		394,604
	CHINA,PEOPLE'S REP.(MAINLAND)			370,434
	COLOMBIA			14,449
	GERMANY			8,611
	SPAIN			1,110
9503410010	STUFFED TOYS	NO	1,203,192	801,716
	CHINA,PEOPLE'S REP.(MAINLAND)		1,082,796	765,530
	GUATEMALA		300	335
	HONG KONG		120,000	35,600
	NETHERLANDS		96	251
9503490000	TOYS ANMLS OR NON HMN CRTURES NT STFFD AND PARTS	X		658,812
	CHINA (TAIWAN)			812

TABLE - 2 IMPORTS INTO PUERTO RICO FROM FOREIGN COUNTRIES
BY COMMODITY AND COUNTRY OF ORIGIN-FISCAL YEAR 2001

COMM CODE	DESCRIPTION AND COUNTRY	UNIT	QUANTITY	VALUE - $
	CHINA,PEOPLE'S REP.(MAINLAND)			588,635
	HONG KONG			63,457
	PERU			5,500
	THAILAND			408
9503490025	TOYS REPRESENT ANIMAL OR NON-HUMAN CREATURES;NESOI	NO	2,365,625	1,278,909
	CHINA (TAIWAN)		7,920	6,855
	CHINA,PEOPLE'S REP.(MAINLAND)		2,357,705	1,272,054
9503490050	PARTS OF TOYS REPRESENTING ANIMALS/NON-HUMAN,NESOI	X		24,696
	CHINA,PEOPLE'S REP.(MAINLAND)			24,696
9503500000	TOY MUSICAL INSTRUMENTS, APPARTS, PARTS, AND ACCES	X		23,660
	CHINA,PEOPLE'S REP.(MAINLAND)			19,858
	HONG KONG			3,802
9503500020	TOY MUSICAL INSTRUMENTS AND APPARATUS	NO	127,989	322,362
	CHINA,PEOPLE'S REP.(MAINLAND)		124,643	307,465
	ISRAEL		986	4,764
	MALAYSIA		1,600	6,096
	SPAIN		760	4,037
9503500040	PARTS AND ACCESSORIES FOR TOY MUSICAL INSTRUMENT	X		45,512
	CHINA,PEOPLE'S REP.(MAINLAND)			45,512
9503601000	CROSSWORD PUZZLE BOOKS	NO	1,001,432	375,199
	COLOMBIA		320,168	211,661
	MEXICO		38,959	25,162
	SPAIN		629,105	134,176
	VENEZUELA		13,200	4,200
9503602000	PUZZLES AND PARTS AND ACCESSORIES, NESOI	X		318,201
	CHINA (TAIWAN)			1,469
	CHINA,PEOPLE'S REP.(MAINLAND)			136,767
	COLOMBIA			145,345
	ISRAEL			8,267
	SPAIN			26,353
9503700000	OTHER TOYS IN SETS OR OUTFITS & PARTS/ACCESSORIES	NO	7,837,621	2,702,188
	ARGENTINA		14,000	2,520
	CHINA (TAIWAN)		4,320	886
	CHINA,PEOPLE'S REP.(MAINLAND)		7,443,527	2,557,069
	COLOMBIA		92,904	30,721
	HONG KONG		268,640	67,342
	MALAYSIA		1,260	5,846
	MEXICO		3,213	3,163
	SPAIN		350	4,787
	THAILAND		8,004	21,610
	VENEZUELA		1,403	8,244
9503800000	OTH TOYS AND MODELS, INCORP A MOTOR, PARTS&ACCESS	X		475,139
	ARGENTINA			3,050
	CHINA,PEOPLE'S REP.(MAINLAND)			472,089
9503800025	OTHER TOYS AND MODELS INCORPORATING A MOTOR	NO	339,796	2,020,652
	CHINA,PEOPLE'S REP.(MAINLAND)		330,937	1,792,646
	HONG KONG		5,424	18,752
	MALAYSIA		1,662	64,968
	SPAIN		1,773	144,286
9503900000	TOYS AND MODEL NESOI AND PARTS NESOI	X		1,634,393
	ARGENTINA			5,880
	CHILE			54,378
	CHINA (TAIWAN)			14,634
	CHINA,PEOPLE'S REP.(MAINLAND)			1,419,891
	COLOMBIA			4,655
	HONG KONG			60,488
	ISRAEL			15,218
	PERU			33,437
	SPAIN			17,811
	THAILAND			5,326
	VENEZUELA			2,675
9503900010	TOY KITES	NO	51,227	24,595
	CHINA,PEOPLE'S REP.(MAINLAND)		50,440	22,839
	INDONESIA		787	1,756
9503900020	INFLATABLE TOY BALLS, BALLOONS AND PUNCHBALLS	NO	32,136	15,383
	CHINA (TAIWAN)		3,840	1,689

TABLE - 2 IMPORTS INTO PUERTO RICO FROM FOREIGN COUNTRIES
BY COMMODITY AND COUNTRY OF ORIGIN-FISCAL YEAR 2001

COMM CODE	DESCRIPTION AND COUNTRY	UNIT	QUANTITY	VALUE - $
	CHINA,PEOPLE'S REP.(MAINLAND)		28,296	13,694
9503900045	TOYS AND MODELS, NESOI	NO	5,497,350	7,874,876
	CANADA		11,880	33,264
	CHINA (TAIWAN)		58,780	130,879
	CHINA,PEOPLE'S REP.(MAINLAND)		5,147,978	6,594,137
	COLOMBIA		700	1,878
	HONG KONG		235,365	970,046
	ISRAEL		3,720	18,555
	ITALY		488	5,685
	MALAYSIA		3,584	53,943
	MEXICO		7,154	13,786
	SPAIN		2,666	18,741
	SWEDEN		149	538
	THAILAND		22,200	6,690
	VENEZUELA		2,686	26,734
9503900070	PARTS AND ACCESSORIES FOR TOYS, REDUCED SIZE,NESOI	X		161,043
	CHINA (TAIWAN)			24,825
	CHINA,PEOPLE'S REP.(MAINLAND)			136,218
9504100030	PTS & ACCESS FOR VIDEO GAMES USED W A TV RECEIVER	X		13,100
	CANADA			13,100
9504202000	BILLIARD BALLS	NO	752	1,344
	CHINA (TAIWAN)		752	1,344
9504204000	BILLIARD CHALK	NO	50	259
	CHINA (TAIWAN)		50	259
9504206000	BILLIARD TABLES	NO	5,936	66,577
	CHINA,PEOPLE'S REP.(MAINLAND)		5,931	65,377
	PANAMA		5	1,200
9504208000	BILLIARD ARTICLES, NESOI, AND PARTS AND ACCESSORIE	X		52,324
	CHINA (TAIWAN)			2,088
	CHINA,PEOPLE'S REP.(MAINLAND)			50,236
9504300010	VIDEO GAMES, COIN-OR TOKEN-OPERATED	X		2,495
	CANADA			2,495
9504300020	PINBALL MACHINES AND BELLTYPE MACHINES & CONSOLES	X		31,755
	CHINA,PEOPLE'S REP.(MAINLAND)			31,755
9504300040	GAMES, COIN-OR TOKEN-OPERATED, NESOI	X		16,934
	CHINA,PEOPLE'S REP.(MAINLAND)			16,934
9504300060	PARTS FOR GAMES, COIN-OR TOKEN-OPERATED	X		3,433
	CHINA (TAIWAN)			3,433
9504400000	PLAYING CARDS	PK	187,212	38,574
	CHINA (TAIWAN)		76,908	18,366
	CHINA,PEOPLE'S REP.(MAINLAND)		110,304	20,208
9504904000	GAMES MACHINES, EXC COIN-OR TOKEN-OPERATED, PTS	X		11,307
	CHINA (TAIWAN)			1,169
	CHINA,PEOPLE'S REP.(MAINLAND)			6,513
	PANAMA			3,625
9504906000	CHESS, CHECKERS, ETC. PKG AS UNIT USE IN RETL SALE	X		611,830
	CHINA (TAIWAN)			7,832
	CHINA,PEOPLE'S REP.(MAINLAND)			361,820
	COLOMBIA			169,196
	DOMINICAN REPUBLIC			9,116
	HONG KONG			4,338
	INDIA			895
	MEXICO			18,801
	PERU			320
	SPAIN			1,829
	UNITED KINGDOM OF GT BRITAIN			22,151
	VENEZUELA			15,532
9504909080	ARTICLES FOR ARCADE, TABLE OR PARLOR GAMES NESOI	X		101,343
	CHINA,PEOPLE'S REP.(MAINLAND)			101,343
9505101000	CHRISTMAS ORNAMENTS OF GLASS	X		36,282
	AUSTRIA			534
	CHINA (TAIWAN)			2,707
	CHINA,PEOPLE'S REP.(MAINLAND)			25,357
	SPAIN			7,684
9505101500	CHRISTMAS ORNAMENTS OF WOOD	X		19,211
	CHINA,PEOPLE'S REP.(MAINLAND)			13,566

TABLE - 2 IMPORTS INTO PUERTO RICO FROM FOREIGN COUNTRIES
BY COMMODITY AND COUNTRY OF ORIGIN-FISCAL YEAR 2001

COMM CODE	DESCRIPTION AND COUNTRY	UNIT	QUANTITY	VALUE - $
	INDONESIA			458
	SPAIN			5,187
9505102500	CHRISTMAS ORNAMENTS, EXCEPT OF WOOD	X		2,947,576
	CHINA (TAIWAN)			32,263
	CHINA,PEOPLE'S REP.(MAINLAND)			2,833,677
	FRANCE			256
	INDIA			300
	PHILIPPINES			32,875
	SPAIN			6,200
	THAILAND			42,005
9505103000	NATIVITY SCENES AND FIGURES THEREOF	X		369,955
	CHINA,PEOPLE'S REP.(MAINLAND)			341,824
	COLOMBIA			1,293
	ISRAEL			3,800
	ITALY			6,933
	SPAIN			5,405
	VENEZUELA			10,700
9505104010	ARTIFICIAL CHRISTMAS TREES, OF PLASTIC	NO	69,891	564,597
	CHINA,PEOPLE'S REP.(MAINLAND)		67,310	542,255
	THAILAND		2,581	22,342
9505104020	PLAST ARTICLES FOR CHRISTMAS & PARTS & ACCES,NESOI	X		145,721
	CHINA (TAIWAN)			14,463
	CHINA,PEOPLE'S REP.(MAINLAND)			119,252
	HONG KONG			358
	PHILIPPINES			4,986
	THAILAND			6,662
9505105010	ARTIFICIAL CHRISTMAS TREES, EXCEPT PLASTIC	NO	36,572	349,576
	CHINA,PEOPLE'S REP.(MAINLAND)		35,570	347,760
	ECUADOR		1,000	300
	MEXICO		2	1,516
9505105020	ARTICLES FOR CHISTMAS FESTIVITIES & PTS, NESOI	X		371,892
	CHINA,PEOPLE'S REP.(MAINLAND)			335,604
	HONG KONG			24,516
	PHILIPPINES			782
	SPAIN			10,990
9505902000	MAGIC TRICKS AND PRACTICAL JOKE ARTICLES, & PARTS	X		10,829
	AUSTRALIAN ISLANDS			2,595
	CHINA,PEOPLE'S REP.(MAINLAND)			8,234
9505904000	CONFETTI, PAPER SPIRALS OR STREAMERS, ETC & PARTS	X		133,302
	ARGENTINA			2,240
	CHINA (TAIWAN)			2,627
	CHINA,PEOPLE'S REP.(MAINLAND)			128,435
9505906000	FESTIVE, OR OTHER ENTERTAINMENT ARTICLES, NESOI	X		532,105
	CANADA			15,264
	CHINA (TAIWAN)			1,382
	CHINA,PEOPLE'S REP.(MAINLAND)			329,030
	COLOMBIA			3,090
	ITALY			8,050
	MEXICO			174,189
	SPAIN			1,100
9506290040	SURF BOARD & OTH WATER-SPORT EQUIP, PTS ETC, NESOI	X		173,084
	CHINA (TAIWAN)			11,763
	CHINA,PEOPLE'S REP.(MAINLAND)			158,960
	FRANCE			2,361
9506320000	GOLF BALLS	DOZ	135	1,695
	IRELAND		10	594
	UNITED KINGDOM OF GT BRITAIN		125	1,101
9506400000	ARTICLE & EQUIP FOR TABLE-TENNIS & PTS ETC, NESOI	X		13,127
	CHINA,PEOPLE'S REP.(MAINLAND)			8,457
	GERMANY			4,670
9506598020	RACQUETBALL RACKETS	NO	2,760	9,108
	CHINA (TAIWAN)		2,760	9,108
9506598040	SQUASH RACKETS	NO	960	1,440
	CHINA,PEOPLE'S REP.(MAINLAND)		960	1,440
9506624040	FOOTBALLS	NO	180	1,984
	JAPAN		180	1,984

TABLE - 2 IMPORTS INTO PUERTO RICO FROM FOREIGN COUNTRIES
BY COMMODITY AND COUNTRY OF ORIGIN-FISCAL YEAR 2001

COMM CODE	DESCRIPTION AND COUNTRY	UNIT	QUANTITY	VALUE - $
9506624080	SOCCER BALLS	NO	2,452	20,392
	CHINA,PEOPLE'S REP.(MAINLAND)		72	360
	ITALY		100	678
	THAILAND		2,280	19,354
9506628020	BASKETBALLS	NO	21,270	117,812
	CHINA,PEOPLE'S REP.(MAINLAND)		7,366	49,394
	HONG KONG		2,500	950
	THAILAND		9,934	65,126
	VENEZUELA		1,470	2,342
9506628040	VOLLEYBALLS	NO	22,711	153,341
	CHINA,PEOPLE'S REP.(MAINLAND)		2,928	15,034
	HONG KONG		2,500	950
	JAPAN		9,097	98,917
	PAKISTAN		710	5,797
	THAILAND		6,300	30,975
	VENEZUELA		1,176	1,668
9506628060	INFLATABLE BALLS, NESOI	NO	250,965	140,766
	CHINA,PEOPLE'S REP.(MAINLAND)		41,604	17,562
	JAPAN		50	607
	MEXICO		40,311	50,907
	PERU		168,000	71,190
	SPAIN		1,000	500
9506692040	BASEBALLS	NO	251,784	480,849
	CHINA,PEOPLE'S REP.(MAINLAND)		251,784	480,849
9506692080	SOFTBALLS	NO	31,992	85,046
	CHINA,PEOPLE'S REP.(MAINLAND)		31,992	85,046
9506694000	NONINFLATABLE HOLLOW BALLS NT OVER 19 CM DIAMETER	NO	6,042	6,163
	CHINA (TAIWAN)		5,760	2,707
	JAPAN		232	2,986
	PAKISTAN		50	470
9506702010	ROLLER SKATES ATTCHED TO BOOTS	PRS	18,562	154,085
	CHINA,PEOPLE'S REP.(MAINLAND)		18,562	154,085
9506702090	ROLLER SKATES,NESOI, AND PARTS AND ACCESSORIES	X		237,160
	CHINA (TAIWAN)			5,982
	CHINA,PEOPLE'S REP.(MAINLAND)			231,178
9506706080	PARTS AND ACCESSORIES FOR ICE SKATES	PRS	600	1,980
	CHINA (TAIWAN)		600	1,980
9506910010	EXCERCISE CYCLES	NO	649	69,921
	CHINA,PEOPLE'S REP.(MAINLAND)		648	69,386
	ITALY		1	535
9506910030	GYMANASIUM, OR OTH EXERCISE ART & EQUP & PTS,NESOI	X		377,059
	CANADA			52,768
	CHINA (TAIWAN)			217,798
	CHINA,PEOPLE'S REP.(MAINLAND)			56,808
	ITALY			21,946
	NETHERLANDS			7,962
	SPAIN			14,195
	SWEDEN			5,582
9506991500	BASEBALL ARTICLES & EQUIP, EXC BALLS & PTS ETC.	X		16,276
	CHINA,PEOPLE'S REP.(MAINLAND)			15,088
	VENEZUELA			1,188
9506993500	SKEET TARGETS	DOZ	16,300	4,941
	SPAIN		16,300	4,941
9506995500	SWIMMING POOLS AND WADING POOLS AND PARTS AND THER	X		1,023,232
	CANADA			66,730
	CHINA,PEOPLE'S REP.(MAINLAND)			956,502
9506996080	ARTICLES & EQUIP FOR GYMNASTICS, NESOI	X		482,952
	CHINA (TAIWAN)			1,742
	CHINA,PEOPLE'S REP.(MAINLAND)			450,884
	FRANCE			2,744
	GERMANY			17,997
	SPAIN			4,335
	VENEZUELA			5,250
9508000000	MERRY-GO-ROUNDS, OTH FAIRGROUND AMUSEMENTS, PARTS	X		894,468
	CHINA (TAIWAN)			141,818
	COLOMBIA			7,500

TABLE - 2 IMPORTS INTO PUERTO RICO FROM FOREIGN COUNTRIES
BY COMMODITY AND COUNTRY OF ORIGIN-FISCAL YEAR 2001

COMM CODE	DESCRIPTION AND COUNTRY	UNIT	QUANTITY	VALUE - $
	DOMINICAN REPUBLIC			2,000
	ITALY			99,000
	MEXICO			437,563
	NETHERLANDS			168,500
	SPAIN			20,423
	UNITED KINGDOM OF GT BRITAIN			17,664
	MISCELLANEOUS MANUFACTURED ARTICLES	TOTAL		20,470,769
9601902000	WORKED SHELL AND ARTICLES THEREOF	X		6,942
	PHILIPPINES			6,942
9602001040	UNFILLED GELATIN CAPSULES	THS	77,658	291,459
	BELGIUM		37,403	146,226
	SPAIN		40,255	145,233
9602004000	MOLDED OR CARVED ARTICLES OF WAX	X		28,444
	MEXICO			28,444
9602005000	WORKED VEG/MIN CARVING MAT,MOLDED/CARVED ART,NESOI	X		10,175
	ITALY			2,755
	PERU			2,282
	VENEZUELA			5,138
9603109000	BROOMS & BRUSHES,OF TWIGS OR VEG MATERIAL,NESOI	NO	64,015	63,200
	INDIA		41,746	51,591
	ITALY		22,269	11,609
9603210000	TOOTHBRUSHES	NO	457,084	97,193
	CHINA,PEOPLE'S REP.(MAINLAND)		90,000	10,620
	INDIA		129,600	19,829
	MEXICO		162,448	35,663
	NETHERLANDS		40,656	19,532
	SWITZERLAND		34,380	11,549
9603294010	HAIRBRUSHES, VALUED NOT OVER .40 EACH	NO	10,000	2,400
	CHINA,PEOPLE'S REP.(MAINLAND)		10,000	2,400
9603294090	SHAVING BRUSHES,NAIL BRUS ETC,<=.40 EA	NO	6,300,000	453,450
	REPUBLIC OF KOREA		6,300,000	453,450
9603298010	HAIRBRUSHES, VALUED OVER .40 EACH	NO	107,484	74,571
	CHINA,PEOPLE'S REP.(MAINLAND)		54,876	37,717
	HONG KONG		50,688	31,190
	SPAIN		1,920	5,664
9603298090	SHAVING BRUSHES, NAIL BRUSH,ETC,VALUED OVER .40 EA	NO	18,480	13,201
	CHINA,PEOPLE'S REP.(MAINLAND)		11,280	8,759
	ITALY		7,200	4,442
9603306000	ARTISTS BRUSHES,WRITING BR,COSMETIC BR,>.10 EA	NO	14,626	9,870
	CHINA (TAIWAN)		11,520	2,189
	CHINA,PEOPLE'S REP.(MAINLAND)		1,843	5,415
	VENEZUELA		1,263	2,266
9603402000	PAINT ROLLERS	NO	413,720	189,716
	ARGENTINA		17,868	16,500
	BRAZIL		37,048	38,331
	CHILE		13,000	21,450
	CHINA,PEOPLE'S REP.(MAINLAND)		156,536	66,454
	MEXICO		189,268	46,981
9603404020	PAINT PADS, EXCEPT OF SUBHEADING 9603.30	NO	55,680	15,366
	MEXICO		55,680	15,366
9603404040	NATURAL BRISTLE BRUSHES, EXC SUBHDG 9603.30	NO	335,304	112,653
	BRAZIL		104,784	67,980
	CHINA (TAIWAN)		47,664	8,368
	HONG KONG		182,856	36,305
9603404060	PAINT,DISTEMPER/SIML BRUSHES EXC SUBHDG 960330,NES	NO	258,276	128,978
	BRAZIL		55,496	48,262
	CHINA,PEOPLE'S REP.(MAINLAND)		93,696	28,987
	GUATEMALA		63,544	38,021
	ITALY		26,208	7,960
	MEXICO		19,332	5,748
9603500000	OTHR BRUSHES,AS PARTS OF MACHINES,APPLIANCE,VEHICL	NO	3,486	15,446
	SPAIN		3,486	15,446
9603908010	WISKBROOMS	NO	20,400	9,375
	ITALY		20,400	9,375

TABLE - 2 IMPORTS INTO PUERTO RICO FROM FOREIGN COUNTRIES
BY COMMODITY AND COUNTRY OF ORIGIN-FISCAL YEAR 2001

COMM CODE	DESCRIPTION AND COUNTRY	UNIT	QUANTITY	VALUE - $
9603908040	OTHER BROOMS,NESOI	NO	1,680,656	972,089
	BRAZIL		59,800	48,952
	CHINA,PEOPLE'S REP.(MAINLAND)		26,498	17,707
	COLOMBIA		11,760	9,158
	ITALY		397,372	189,685
	MEXICO		415,363	258,984
	PANAMA		43,464	26,244
	SPAIN		315,808	163,613
	VENEZUELA		410,591	257,746
9603908050	BROOMS,BRUSHES,SQUEEGEES,ETC,NESOI	X		1,168,468
	BRAZIL			111,308
	CHINA,PEOPLE'S REP.(MAINLAND)			73,152
	COLOMBIA			53,610
	DOMINICAN REPUBLIC			223,736
	FRANCE			17,009
	GUATEMALA			15,683
	HONDURAS			2,946
	HONG KONG			66,859
	ITALY			275,140
	PANAMA			86,928
	SPAIN			227,377
	VENEZUELA			14,720
9605000000	TRAVEL SETS FOR PERSONAL TOILET,ETC	X		92,921
	CHINA,PEOPLE'S REP.(MAINLAND)			21,512
	FRANCE			47,899
	MONACO			3,292
	SPAIN			20,218
9606214000	BUTTONS,NOT COVD W TEXTIL,OF ACRYLIC/POLYESTR RESN	GRS	14,595	39,403
	CHINA (TAIWAN)		13,751	34,543
	COLOMBIA		844	4,860
9606216000	BUTTONS,PLASTIC,NOT COV WITH TEXTILE MAT,NESOI	GRS	21,247	51,312
	CHINA (TAIWAN)		2,710	5,867
	COLOMBIA		18,537	45,445
9606220000	BUTTONS,OF BASE METAL,NOT COVERD W TEXTILE MAT	GRS	576	4,316
	CHINA,PEOPLE'S REP.(MAINLAND)		576	4,316
9606296000	BUTTONS,NESOI	GRS	10,615	21,560
	CHINA (TAIWAN)		4,362	11,489
	CHINA,PEOPLE'S REP.(MAINLAND)		6,253	10,071
9607110000	SLIDE FASTENERS WITH CHAIN SCOOPS OF BASE METAL	NO	2,515,101	128,000
	CHINA (TAIWAN)		394,000	23,637
	PANAMA		8,948	7,282
	VENEZUELA		2,112,153	97,081
9607190060	SLIDE FASTENERS,NESOI	NO	1,030,248	82,887
	VENEZUELA		1,030,248	82,887
9607200040	SLIDERS,WITH OR WITHOUT PULLS	THS	1,500	173,725
	CHINA (TAIWAN)		1,500	173,725
9607200080	PARTS OF SLIDE FASTENERS,NESOI	X		70,668
	ITALY			70,668
9608100000	BALL POINT PENS	NO	1,781,429	190,587
	CHINA (TAIWAN)		108,960	7,632
	CHINA,PEOPLE'S REP.(MAINLAND)		33,757	19,663
	FRANCE		283	29,568
	GERMANY		208,925	36,067
	HONG KONG		5,000	5,150
	INDIA		1,105,920	35,189
	MEXICO		37,584	20,911
	PERU		278,000	33,827
	SWEDEN		3,000	2,580
9608200000	FELT TIPPED & OTHER POROUS-TIPPED PENS & MARKERS	GRS	3,300	191,520
	AUSTRIA		660	64,707
	CHINA,PEOPLE'S REP.(MAINLAND)		775	22,346
	GERMANY		674	33,625
	INDONESIA		20	2,388
	MEXICO		88	10,458
	PERU		1,082	55,723
	SPAIN		1	2,273

TABLE - 2 IMPORTS INTO PUERTO RICO FROM FOREIGN COUNTRIES
BY COMMODITY AND COUNTRY OF ORIGIN-FISCAL YEAR 2001

COMM CODE	DESCRIPTION AND COUNTRY	UNIT	QUANTITY	VALUE - $
9608390000	FOUNTAIN PENS,STYLOGRAPH PENS AND OTHER PENS,NESOI	NO	14,860	7,703
	CHINA,PEOPLE'S REP.(MAINLAND)		14,400	4,896
	GERMANY		460	2,807
9608408000	PROPELLING OR SLIDING PENCILS,NESOI	GRS	89	9,648
	GERMANY		2	3,988
	HONG KONG		83	2,900
	PANAMA		4	2,760
9608996000	PARTS OF PENS,ETC,NESOI	X		10,914
	ARGENTINA			5,430
	CHINA,PEOPLE'S REP.(MAINLAND)			3,098
	COLOMBIA			2,386
9609100000	PENCILS & CRAYONS,WITH LEADS IN A RIGID SHEATH	GRS	49,187	248,849
	BRAZIL		211	14,861
	CHINA (TAIWAN)		3,186	24,049
	CHINA,PEOPLE'S REP.(MAINLAND)		44,768	171,713
	EL SALVADOR		329	24,095
	GERMANY		71	5,852
	INDIA		474	2,073
	INDONESIA		148	6,206
9609202000	PENCIL LEADS,BLACK OR COLORED,N/O 1.5MM CROSS SECT	GRS	35,293	61,765
	BRAZIL		75	2,735
	EL SALVADOR		35,218	59,030
9609908000	PENCILS AND CRAYONS,ETC,NESOI	GRS	15,296	46,305
	CHINA (TAIWAN)		417	10,424
	CHINA,PEOPLE'S REP.(MAINLAND)		14,767	26,225
	GERMANY		86	7,234
	SPAIN		26	2,422
9610000000	SLATES & BOARDS,WITH WRITING OR DRAWING SURFACES	X		10,906
	CHINA,PEOPLE'S REP.(MAINLAND)			4,241
	FRANCE			4,548
	SPAIN			2,117
9611000000	DATE SEALING OR NUMBERING STAMPS,ETC FOR HAND OPER	X		36,323
	AUSTRIA			36,323
9612101020	TYPEWRITER RIBBONS < 30MM, PLTS/MTL CARTG, NESOI	DOZ	2,705	40,906
	CHINA,PEOPLE'S REP.(MAINLAND)		11	2,276
	MEXICO		2,694	38,630
9612109030	THERMAL TRANSFER RIBBONS,COATED PET,FILM, =>30MM W	DOZ	1,036	185,733
	JAPAN		1,017	166,362
	MALAYSIA		19	19,371
9612200000	INK PADS	X		5,693
	AUSTRIA			5,693
9613100000	POCKET LIGHTERS,GAS FUELED,NON-REFILLABLE	NO	45,000	12,430
	CHINA,PEOPLE'S REP.(MAINLAND)		5,000	3,400
	PHILIPPINES		40,000	9,030
9613806000	OTHER LIGHTERS,VAL NOT OVER $5 PER DOZ PIECES	DOZ	1,500	5,400
	CHINA,PEOPLE'S REP.(MAINLAND)		1,500	5,400
9615112000	COMBS,VAL OVER $4.50 PR GROSS,OF HARD RUBBER	GRS	613	27,634
	MEXICO		51	3,389
	THAILAND		562	24,245
9615113000	COMBS,VAL OVER $4.50 PR GROSS,PLASTIC	GRS	42	2,948
	MEXICO		42	2,948
9615115000	HAIR SLIDES & THE LIKE,HARD RUBBER/PLAST,NESOI	X		2,602
	CHINA (TAIWAN)			2,602
9615194000	COMBS,VALUED OVER $4.50 PER GROSS,NESOI	GRS	39	2,319
	CHINA (TAIWAN)		39	2,319
9615196000	COMBS, HAIR SLIDES AND THE LIKE, NESOI	X		136,061
	CHINA,PEOPLE'S REP.(MAINLAND)			79,042
	HONG KONG			57,019
9615903000	HAIR PINS	KG	4,774	83,353
	CHINA,PEOPLE'S REP.(MAINLAND)		4,441	81,205
	COLOMBIA		333	2,148
9615904000	PARTS OF COMBS,ETC,OF RUBBR/PLAST,NO GEMSTONES	X		35,362
	CHINA,PEOPLE'S REP.(MAINLAND)			35,362
9615906000	PARTS OF COMBS,HAIR SLIDES & THE LIKE,NESOI	X		80,078
	CHINA,PEOPLE'S REP.(MAINLAND)			80,078
9616100000	SCENT SPRAYERS,ETC,& MOUNTS & HEADS THEREFORE	X		14,398,581

TABLE - 2 IMPORTS INTO PUERTO RICO FROM FOREIGN COUNTRIES
BY COMMODITY AND COUNTRY OF ORIGIN-FISCAL YEAR 2001

COMM CODE	DESCRIPTION AND COUNTRY	UNIT	QUANTITY	VALUE - $
	FRANCE			13,760,792
	GERMANY			161,957
	ITALY			105,138
	JAPAN			79,474
	SWITZERLAND			9,278
	UNITED KINGDOM OF GT BRITAIN			281,942
9617001000	VACUUM FLASKS & OTHR VACUUM VESSELS,NOT OVER 1 LTR	NO	164,546	263,653
	BRAZIL		9,360	10,203
	CHINA,PEOPLE'S REP.(MAINLAND)		83,858	134,890
	INDIA		71,328	118,560
9617003000	VACUUM FLASKS & OTHR VAC VESSEL,OV 1 LTR,N/O 2 LTR	NO	4,590	13,169
	CHINA,PEOPLE'S REP.(MAINLAND)		4,590	13,169
9618000000	TAILORS' DUMMIES & OTHR MANNEQUINS FOR DISPLAY	X		32,539
	CHILE			2,790
	CHINA (TAIWAN)			22,423
	CHINA,PEOPLE'S REP.(MAINLAND)			2,320
	ITALY			2,066
	MEXICO			2,940
	WORK OF ART,COLLECTORS PIECES AND ANTIQUES	TOTAL		995,102
	WORK OF ART,COLLECTORS PIECES AND ANTIQUES	TOTAL		995,102
9701100000	PAINTINGS, DRAWING AND PASTELS EXC OF HEADING 4906	X		763,677
	CHINA,PEOPLE'S REP.(MAINLAND)			6,663
	FRANCE			314,235
	ITALY			2,021
	JAPAN			48,000
	MEXICO			53,241
	SPAIN			55,825
	SWITZERLAND			5,522
	UNITED KINGDOM OF GT BRITAIN			262,070
	VENEZUELA			16,100
9701900000	PAINTINGS, DRAWING AND PASTELS, NESOI	X		51,924
	BRAZIL			19,276
	CHINA,PEOPLE'S REP.(MAINLAND)			27,648
	ITALY			5,000
9702000000	ORIGINAL ENGRAVINGS, PRINTS & LITHOGRAPHS	X		46,443
	FRANCE			46,443
9703000000	ORIGINAL SCULPTURES AND STATUARY, IN ANY MATERIAL	X		122,902
	DOMINICAN REPUBLIC			28,000
	FRANCE			9,848
	ITALY			6,277
	MEXICO			12,389
	SPAIN			66,388
9705000090	COLLECTIONS AND COLLECTORS' PIECE OF ZOOLOGICAL	X		10,156
	PERU			10,156
	SPECIAL CLASSIFICATION PROVISIONS	TOTAL		91,608,719
	SPECIAL CLASSIFICATION PROVISIONS	TOTAL		91,608,719
9801001027	GOODS OF CHAPTER 28 RETURNED AFTER BEING EXPORTED	X		111,903
	DOMINICAN REPUBLIC			111,903
9801001029	US GOODS IN CHPTR 37 RETURNED AFTER BEING EXPORTED	X		104,197
	CANADA			104,197
9801001031	US GOODS IN CHPTR 82 RETURNED AFTER BEING EXPORTED	X		3,015
	BRAZIL			3,015
9801001037	US GOODS HEADGS 8419.31,8424.81,8424.90,ETC RETURN	X		367,399
	CHILE			62,399
	GERMANY			160,000
	NAMIBIA			145,000
9801001043	US GOODS OF HEADINGS 8469-8473 RETURNING AFTER EXP	X		106,951
	CANADA			21,780

TABLE - 2 IMPORTS INTO PUERTO RICO FROM FOREIGN COUNTRIES
BY COMMODITY AND COUNTRY OF ORIGIN-FISCAL YEAR 2001

COMM CODE	DESCRIPTION AND COUNTRY	UNIT	QUANTITY	VALUE - $
	COLOMBIA			19,240
	NETHERLANDS			65,931
9801001045	US GOODS IN CHAPTER 84, NESOI, RETURNING AFTER EXP	X		8,568,787
	BELGIUM			15,000
	CANADA			265,482
	COSTA RICA			60,000
	DOMINICAN REPUBLIC			69,000
	FRANCE			34,471
	GERMANY			91,087
	HONG KONG			81,000
	IRELAND			3,394,903
	ITALY			225,000
	JAPAN			461,182
	LUXEMBOURG			2,771,815
	MEXICO			117,075
	NETHERLAND ANTIL. EXC ARUBA			2,500
	SINGAPORE			457,722
	UNITED KINGDOM OF GT BRITAIN			388,050
	VENEZUELA			134,500
9801001049	US GOODS IN HEADINGS 8501-8503 RETURNING AFTER EXP	X		4,225
	DOMINICAN REPUBLIC			4,225
9801001053	US GOODS RETURNED HEADNGS 8517,8520,8525,8527,8529	X		392,136
	COSTA RICA			11,736
	DOMINICAN REPUBLIC			15,058
	GERMANY			6,980
	GREECE			35,766
	ISRAEL			27,000
	ITALY			8,690
	REP. OF SOUTH AFRICA			10,500
	REPUBLIC OF KOREA			96,484
	SPAIN			8,883
	UNITED KINGDOM OF GT BRITAIN			171,039
9801001055	US GOODS IN CHAPTER 85, NESOI, RETURNING AFTER EXP	X		1,065,946
	BELGIUM			33,510
	BRAZIL			44,384
	CANADA			18,129
	CAYMAN ISLANDS			2,750
	COSTA RICA			205,770
	DOMINICAN REPUBLIC			18,575
	FRANCE			4,079
	GERMANY			207,000
	GUATEMALA			97,887
	GUYANA			12,185
	HONG KONG			11,030
	ITALY			6,500
	JAMAICA			30,969
	JAPAN			50,155
	MALAYSIA			54,277
	MEXICO			52,878
	NETHERLANDS			10,452
	REPUBLIC OF KOREA			19,025
	SINGAPORE			5,096
	UNITED KINGDOM OF GT BRITAIN			181,295
9801001063	GOODS IN HEADING 8701 RETURNED AFTER BEING EXPORTD	X		15,000
	ANGUILLA			15,000
9801001065	GOODS IN HEADING 8703 RETURNED AFTER BEING EXPORTD	X		149,805
	CANADA			25,000
	DOMINICAN REPUBLIC			75,623
	MEXICO			3,000
	SPAIN			46,182
9801001069	GOODS IN HEADINGS 8705 OR 8709 RETURNING AFTER EXP	X		114,598
	CANADA			114,598
9801001071	US GOODS IN CHAPTER 87, NESOI, RETURNING AFTER EXP	X		23,862
	DOMINICAN REPUBLIC			23,862
9801001077	GOODS IN HEADINGS 8803-8804 RETURNING AFTER EXPORT	X		600,000
	FRENCH GUIANA			600,000

TABLE - 2 IMPORTS INTO PUERTO RICO FROM FOREIGN COUNTRIES
BY COMMODITY AND COUNTRY OF ORIGIN-FISCAL YEAR 2001

COMM CODE	DESCRIPTION AND COUNTRY	UNIT	QUANTITY	VALUE - $
9801001079	GOODS IN HEADING 8805 RETURNED AFTER BEING EXPORTD	X		15,372
	DOMINICAN REPUBLIC			15,372
9801001081	US GOODS IN CHAPTER 88, NESOI, RETURNING AFTER EXP	X		5,137
	DOMINICAN REPUBLIC			5,137
9801001090	US GOODS IN CHPTR 90 RETURNED AFTER BEING EXPORTED	X		5,822,375
	BELGIUM			38,355
	CANADA			437,274
	COSTA RICA			6,855
	DOMINICA			12,000
	DOMINICAN REPUBLIC			997,290
	FRANCE			2,500
	INDIA			9,000
	IRELAND			20,750
	ISRAEL			104,809
	JAPAN			130,159
	MEXICO			34,120
	NETHERLAND ANTIL. EXC ARUBA			9,450
	NETHERLANDS			4,618
	PANAMA			571,891
	SPAIN			3,382,974
	THAILAND			4,900
	UNITED KINGDOM OF GT BRITAIN			42,829
	URUGUAY			12,601
9801001094	US GOODS IN CHAPTER 94, NESOI, RETURNING AFTER EXP	X		30,000
	DOMINICAN REPUBLIC			30,000
9801001097	PRODUCTS OF U.S. RETURNED AFTER BEING EXPORT,NESOI	X		71,715,157
	ANTIGUA			5,549
	ARGENTINA			96,902
	ARUBA			9,959
	AUSTRALIAN ISLANDS			399,258
	AUSTRIA			2,603
	BAHAMAS			630,915
	BARBADOS			45,230
	BELGIUM			2,763,225
	BOSNIA-HERCEGOVINA			11,151
	BRAZIL			29,077
	BRITISH VIRGIN ISLANDS			12,200
	CANADA			3,569,340
	CAYMAN ISLANDS			11,466
	CHILE			20,154
	CHINA (TAIWAN)			226,644
	CHINA,PEOPLE'S REP.(MAINLAND)			17,837
	COLOMBIA			17,000
	COSTA RICA			342,228
	DENMARK			82,179
	DOMINICAN REPUBLIC			16,350,483
	ECUADOR			33,648
	EL SALVADOR			62,093
	FRANCE			2,769,851
	GERMANY			97,429
	GREECE			14,250
	GUATEMALA			29,073
	HONG KONG			996,727
	HUNGARY			11,020
	IRELAND			356,636
	ISRAEL			141,190
	ITALY			479,425
	JAMAICA			550,297
	JAPAN			503,025
	JORDAN			43,518
	MALAYSIA			178,310
	MEXICO			23,552,779
	NETHERLAND ANTIL. EXC ARUBA			179,533
	NETHERLANDS			7,118,435
	NEW ZEALAND ISLANDS			9,697
	PANAMA			368,117

TABLE - 2 IMPORTS INTO PUERTO RICO FROM FOREIGN COUNTRIES
BY COMMODITY AND COUNTRY OF ORIGIN-FISCAL YEAR 2001

COMM CODE	DESCRIPTION AND COUNTRY	UNIT	QUANTITY	VALUE - $
	PHILIPPINES			141,835
	REP. OF SOUTH AFRICA			224,200
	REPUBLIC OF KOREA			262,377
	SAO TOME @PRINCIPE			10,618
	SINGAPORE			39,869
	SPAIN			2,270
	ST. LUCIA			16,919
	ST.CHRISTOPHER-NEVIS			277,809
	ST.VINCENT @ THE GRENADINES			8,386
	SWITZERLAND			1,095,258
	TRINIDAD @ TOBAGO			204,296
	UNITED KINGDOM OF GT BRITAIN			7,037,839
	URUGUAY			247,500
	VENEZUELA			7,528
9801002000	ARTICLES PREV IMPORTED W/O BEING ADVAN FREE, CBER	X		40,000
	JAPAN			10,000
	NETHERLANDS			15,000
	SWITZERLAND			15,000
9801002500	ARTICLES REIMPORTED BECAUSE DON'T CONFORM TO SPECS	X		138,534
	CANADA			18,225
	CHINA,PEOPLE'S REP.(MAINLAND)			16,211
	FRANCE			44,011
	ITALY			55,087
	JAPAN			5,000
9801002600	REIMPORTS OF EXPORTED GOODS FOR PERSONAL USE	X		3,150
	CHINA (TAIWAN)			3,150
9802005060	OTHER ARTICLES EXPD REPAIR/ALT NOT WARRANTY, NESOI	X		585,593
	BELGIUM			344,043
	CANADA			109,785
	GERMANY			18,489
	ITALY			13,500
	SWITZERLAND			99,776
9810005500	PATTERN&MODELS FOR EXHIBITION/EDUCATIONAL USE	X		469,965
	GERMANY			469,965
9810006000	INST & APPRTS NT MFGR IN USA FOR NONPROFIT INST	X		111,000
	UNITED KINGDOM OF GT BRITAIN			111,000
9817005000	AGRICULTURAL/HORTICULTURAL MACH,EQUIP&IMPLEMENTS	X		389,942
	DENMARK			90,914
	ITALY			255,635
	NETHERLANDS			43,393
9818000700	EQUIP/PTS REPAIRED IN FOREIGN CTY ON VESSEL, NESOI	X		654,670
	ARUBA			8,262
	DOMINICAN REPUBLIC			148,568
	EGYPT			374,141
	JAPAN			59,028
	NETHERLAND ANTIL. EXC ARUBA			42,671
	TRINIDAD @ TOBAGO			22,000

TABLE 3 - SHIPMENTS OF MERCHANDISE FROM VIRGIN ISLANDS TO PUERTO RICO,
BY COMMODITY: FISCAL YEAR 2001

COMM CODE	DESCRIPTION	UNIT	QUANTITY	VALUE - $
		TOTAL		793,508,601
	PREPARED FOODSTUFFS; BEVERAGES, SPIRITS AND VINEGAR; TOBACCO AND MANUFACTURED TOBACCO SUBSTITUTES	TOTAL		18,911
	MISCELLANEOUS EDIBLE PREPARATIONS	TOTAL	120	2,028
2103909050	TOMATO-BASED PREPARATIONS FOR SAUCES	KG	120	2,028
	BEVERAGES, SPIRITS AND VINEGAR	TOTAL		16,883
2204215030	RED WINE GRAPE NOV 14% ALCOHOL 2L/LESS OVR $1.05/L	L	515	11,825
2208404000	RUM AND TAFIA, CONT NT > 4 LTRS, OVER > $3/PRF LTR	PFL	220	2,760
2208700030	LIQUEURS & CORDIALS IN CNTRS NT OVER 4 LITERS	PFL	222	2,298
	MINERAL PRODUCTS	TOTAL		775,998,795
	MINERALS FUELS, MINERAL OILS AND PRODUCTS OF THEIR DISTILLATION; BITUMINOUS SUBSTANCES; MINERAL WAXES	TOTAL		775,998,795
2707100000	BENZENE, AROMATIC CONST. GREATER THAN NONAROMATIC	L	12,964,550	4,391,372
2707300040	OTHER XYLENES NESOI	L	29,011,747	7,786,947
2710000505	NO 4 FUEL OIL UN 25 DEG API NT OVER 0.05 PCT SULFR	BBL	19,947	503,662
2710000530	NO 6-TYPE FUEL OIL UNDER 25 DEGREES API	BBL	1,259,766	32,897,296
2710000535	OTHER HEAVY FUEL OILS UNDER 25 DEGREES API	BBL	462,337	12,274,818
2710001001	NO 2 AND 3 FUEL OIL DIESEL NT OVER 0.05 PCT SULFUR	BBL	646,925	24,153,904
2710001004	NO 2 AND 3 FUEL OILS: DIESEL, OVER 0.05 PCT SULFUR	BBL	1,373,839	43,963,818
2710001014	OTHER LIGHT FUEL OILS HAVING OVER 0.05 PCT SULFUR	BBL	583,474	20,713,327
2710001518	UNLEADED GASOLINE, OTHER	BBL	11,954,114	458,024,741
2710001530	JET MOTOR FUEL, KEROSENE-TYPE	BBL	4,566,049	170,661,885
2710002000	KEROSENE, EXC MTR FUEL OR MTR FUEL BLNDG STOCK	BBL	17,915	627,025
	PRODUCTS OF THE CHEMICAL OR ALLIED INDUSTRIES	TOTAL	229,350	15,062,703
	INORGANIC CHEMICALS; ORGANIC OR INORGANIC COMPOUNDS OF PRECIOUS METALS, OF RARE-EARTH METALS, OF RADIOACTIVE ELEMENTS OR OF ISOTOPES	TOTAL	1,650	9,501
2818200000	ALUMINUM OXIDE, EXCEPT ARTIFICIAL CORUNDUM, NESOI	KG	1,650	9,501
	PHARMACEUTICAL PRODUCTS	TOTAL	227,700	15,053,202
3004200060	OTHER ANTIBIOTICS NESOI,NOT FOR VETERINARY	KG	227,700	15,053,202
	PLASTICS AND ARTICLES THEREOF; RUBBER AND ARTICLES THEREOF	TOTAL	868	5,981
	PLASTICS AND ARTICLES THEREOF	TOTAL	868	5,981
3909505000	POLYURETHANES,IN PRIMARY FORMS,NESOI	KG	868	5,981
	TEXTILES AND TEXTILES ARTICLES	TOTAL	22	600
	SPECIAL WOVEN FABRICS;TUFTED TEXTILE FABRICS; LACE; TAPESTRIES; TRIMMINGS; EMBROIDERY	TOTAL	22	600
5805003000	HAND-WOVEN TAPESTRIES, NESOI: OF COTTON	M2	22	600
	ARTICLES OF STONE,PLASTER,CEMENT, ASBESTOS,MICA OR SIMILAR MATERIALS; CERAMIC PRODUCTS;GLASS AND GLASSWARE	TOTAL		3,261

TABLE 3 - SHIPMENTS OF MERCHANDISE FROM VIRGIN ISLANDS TO PUERTO RICO,
BY COMMODITY: FISCAL YEAR 2001

COMM CODE	DESCRIPTION	UNIT	QUANTITY	VALUE - $
	GLASS AND GLASSWARE	TOTAL		3,261
7019905050	OTHR ARTICLES OF NONWOVEN GLASS FIBERS, NESOI	X		3,261
	BASE METALS AND ARTICLES OF BASE METAL	TOTAL	1,292	5,855
	IRON AND STEEL	TOTAL	1,292	2,655
7210300060	FLT RLD IRON/STL;ELECTROLYTCALY COATD W/ZINC;NESOI	KG	1,292	2,655
	TOOLS, IMPLEMENTS,CUTLERY, SPOONS AND FORKS, OF BASE METAL; PARTS THEREOF OF BASE METAL	TOTAL		3,200
8205513060	HOUSEHOLD TOOLS AND PARTS, IRON OR STEEL, NESOI	X		3,200
	MISCELLANEOUS MANUFACTURED ARTICLES	TOTAL		2,538
	FURNITURE;BEDDING,MATTRESSES,MATTRESS SUPPORTS,CUSHIONS AND SIMILAR STUFFED FURNISHINGS;LAMPS AND LIGHTING FITTINGS, NOT ELSEWHERE SPECIFIED OR INCLUDED; ILLUMINATED SIGNS, ILLUMINATED NAME-PLATES AND THE LIKE,PREFABRICATED BUILDINGS	TOTAL		2,538
9403100040	METAL FURNITURE OF A KIND USED IN OFFICE, NESOI	X		2,538
	SPECIAL CLASSIFICATION PROVISIONS	TOTAL		2,409,957
	SPECIAL CLASSIFICATION PROVISIONS	TOTAL		2,409,957
9801001031	US GOODS IN CHPTR 82 RETURNED AFTER BEING EXPORTED	X		20,000
9801001037	US GOODS HEADGS 8419.31,8424.81,8424.90,ETC RETURN	X		12,500
9801001043	US GOODS OF HEADINGS 8469-8473 RETURNING AFTER EXP	X		24,483
9801001045	US GOODS IN CHAPTER 84, NESOI, RETURNING AFTER EXP	X		7,693
9801001049	US GOODS IN HEADINGS 8501-8503 RETURNING AFTER EXP	X		556,793
9801001053	US GOODS RETURNED HEADNGS 8517,8520,8525,8527,8529	X		37,442
9801001055	US GOODS IN CHAPTER 85, NESOI, RETURNING AFTER EXP	X		3,000
9801001065	GOODS IN HEADING 8703 RETURNED AFTER BEING EXPORTD	X		43,266
9801001067	GOODS IN HEADINGS 8706-8708 RETURNING AFTER EXPORT	X		14,686
9801001071	US GOODS IN CHAPTER 87, NESOI, RETURNING AFTER EXP	X		5,000
9801001092	GOODS IN HEADINGS 9401-9403 RETURNING AFTER EXPORT	X		23,385
9801001097	PRODUCTS OF U.S. RETURNED AFTER BEING EXPORT,NESOI	X		1,661,709



EXPORTS

TABLE - 4 SHIPMENTS OF MERCHANDISE FROM PUERTO RICO TO THE UNITED STATES,
BY COMMODITY: FISCAL YEAR 2001

COMM CODE	DESCRIPTION	UNIT	QUANTITY	VALUE - $
		TOTAL		41,367,190,285
	U.S. MERCHANDISE RETURNED.....	TOTAL		1,011,864
	U.S. MERCHANDISE RETURNED.....	TOTAL		1,011,864
0000000003	TEXTILE FIBERS AND PRODUCTS, U.S. GOODS RETURNED	X		47,000
0000000004	CHEMICALS AND RELATED PRODUCTS, US GOODS RETURNED	X		36,254
0000000006	METALS/PRODUCTS; MACHINERY & TRANSPORT EQUIPMENT	X		18,900
0000000007	SPECIFIED, MISCELLANEOUS & NONENUMERATED PRODUCTS	X		889,710
0000000008	SPECIAL CLASSIFICATION PROVISIONS US GOODS RETURND	X		20,000
	LIVE ANIMALS;ANIMAL PRODUCTS.....	TOTAL		14,093,944
	LIVE ANIMALS.....	TOTAL	219	964,900
0101110000	HORSES, LIVE, PUREBRED BREEDING	NO	19	28,900
0101190000	HORSES, LIVE, EXCEPT PUREBRED BREEDING ANIMALS	NO	17	786,000
0102900000	BOVINE ANIMALS, LIVE, NESOI	NO	183	150,000
	MEAT AND EDIBLE MEAT OFFAL.....	TOTAL	553,862	774,475
0201100090	CARCASSES/HALF-CARCASSES BOVINE ANMLS NESOI FR/CHL	KG	3,199	15,179
0202206000	MEAT BOVINE ANMLS CUTS W/BONE EX PROCESSED, FROZEN	KG	18,144	70,000
0202306000	MEAT BOVINE ANIMALS BONELESS EXCEPT PROCESSED FRZN	KG	23,138	20,404
0203294000	MEAT OF SWINE, NESOI, EXCEPT PROCESSED, FROZEN	KG	20,412	65,000
0207110040	CHICKENS, NESOI, NOT CUT IN PIECES, FRESH, CHILLED	KG	312,380	325,000
0207120020	CHICKENS, YOUNG, NOT CUT IN PIECES, FROZEN	KG	19,231	13,000
0207140030	CHKN CUTS/EDBL OFFL(INC LVRS), FRZN, WINGS & PRTS	KG	22,711	50,000
0208900000	MEAT & EDIBLE MEAT OFFAL NESOI, FRESH, CHLD, FROZN	KG	76,487	112,095
0210120040	BELLIES, CUTS, SWINE, SALTD, IN BRINE, DRIED, SMKD	KG	19,741	33,297
0210190000	MEAT OF SWINE NESOI, SALTED, IN BRINE, DRIED, SMKD	KG	38,419	70,500
	FISH AND CRUSTACEANS, MOLLUSCS AND OTHER AQUATIC INVERTEBRATES.....	TOTAL		662,788
0301990000	FISH, LIVE, NESOI	X		199,504
0302640000	MACKEREL EXCEPT FILLET, LIVER, ROE, FRESH, CHILLED	KG	12,148	15,000
0302697000	FISH NESOI FRESH/CHILLD EXCEPT FILLETS/LIVERS/ROES	KG	18,144	68,000
0303290000	SALMONIDAE NESOI, FROZEN, EXCEPT FILLET/LIVER/ROE	KG	18,144	65,000
0304105000	FISH FILLETS ETC EXCEPT STEAKS, NESOI, FRESH, CHLD	KG	6,319	54,784
0306120000	LOBSTERS, INCLUDING IN SHELL, FROZEN	KG	1,018	14,500
0306130006	SHRIMP/PRAWN SHELL-ON COUNT SIZE 33-45 PER KG FRZN	KG	18,095	106,000
0307590000	OCTOPUS, FROZEN, DRIED, SALTED OR IN BRINE	KG	20,411	90,000
0307990080	MOLLUSC/AQUATIC INVRTEBRTE NESOI FZ/DRD/SALT/BRINE	KG	18,144	50,000
	DAIRY PRODUCE;BIRDS EGGS;NATURAL HONEY EDIBLE PRODUCTS OF ANIMAL ORIGIN, NOT ELSEWHERE SPECIFIED OR INCLUDED.....	TOTAL		9,005,818
0401100000	MILK AND CREAM, NT CONCNTRD, NT SWEETD, NOV 1% FAT	L	34,667	24,960
0402100000	MLK & CRM CNTD W/N SWT POWDR GRAN/SLDS NOV1.5% FAT	KG	338,927	490,528
0402290000	MLK & CRM,CNTD,SWTND,POWDR/SOLIDS, OVER 1.5% FAT	KG	54,840	72,205
0402910000	MILK & CREAM WHTHR/NT CONCENTRATD NT SWEETND NESOI	KG	538,461	661,954
0402990000	MILK/CREAM, WHTHR/NOT CONCENTRATED, SWEETND, NESOI	KG	464,346	377,288
0404900000	PRODUCTS OF NATURAL MILK CONSTITUENTS, NESOI	KG	124,874	191,101
0405100000	BUTTER	KG	448,053	840,854
0406100000	FRESH CHEESE (INC WHEY CHEESE) NT FRMNTD, AND CURD	KG	906,628	2,670,928
0406200000	CHEESE OF ALL KINDS, GRATED OR POWDERED	KG	340,739	1,233,000
0406901000	CHEESE, CHEDDAR, NESOI	KG	100,621	229,494
0406909550	CHEESE, INCLUDING MIXTURES, NESOI	KG	1,543,787	2,112,549
0407000040	BIRDS' EGGS, IN SHELL, FRESH, PRESERVED OR COOKED	DOZ	78,347	50,801
0408110000	EGG YOLKS, DRIED, WHETHER OR NOT SWEETENED	KG	2,269	7,000
0408990000	BIRDS' EGGS NT IN SHELL, FRSH FRZN COOKD WATER ETC	KG	21,098	40,000
0409000025	HONEY, NATURAL, PACKAGED FOR RETAIL SALE	KG	1,720	3,156

TABLE - 4 SHIPMENTS OF MERCHANDISE FROM PUERTO RICO TO THE UNITED STATES,
BY COMMODITY: FISCAL YEAR 2001

COMM CODE	DESCRIPTION	UNIT	QUANTITY	VALUE - $
	PRODUCTS OF ANIMAL ORIGIN, NOT ELSEWHERE SPECIFIED OR INCLUDED	TOTAL	299,694	2,685,963
0504000080	GUTS, BLDRS & STMCHS OF ANMLS, FRZN PORK INTESTINS	KG	82,330	622,557
0506100000	OSSEIN AND BONES TREATED WITH ACID	KG	628	5,321
0506900000	POWDER AND WASTE OF BONES AND HORN-CORES, NESOI	KG	32,658	20,000
0507900000	TORTOISE-SHELL, WHALEBONE NAILS ETC, POWDER, WASTE	KG	45	6,192
0508000000	CORAL, SHELL OF MOLLUSCS ETC UNWORKED POWDER/WASTE	KG	20,287	99,945
0509000000	NATURAL SPONGES OF ANIMAL ORIGIN	KG	18,598	26,800
0510005000	AMBERGRIS/CASTOREUM/CIVET/MUSK NESOI BILE W/N DRID	KG	145,148	1,905,148
	VEGETABLES PRODUCTS	TOTAL	36,514,386	37,507,306
	LIVE TREES AND OTHER PLANTS; BULBS, ROOTS AND THE LIKE; CUT FLOWERS AND ORNAMENTAL FOLIAGE	TOTAL		72,835
0602100000	UNROOTED CUTTINGS AND SLIPS OF PLANTS, NESOI	NO	8,421	40,000
0602906090	PLANTS, LIVE, WITH SOIL ATTACHED TO ROOTS, NESOI	NO	1,223	9,000
0602909010	TREES AND SHRUBS LIVE WITHOUT SOIL ATTACHED, NESOI	NO	1,620	11,340
0604910000	FOLIAGE, BRANCHES ETC, FRESH	X		12,495
	EDIBLE VEGETABLES AND CERTAIN ROOTS AND TUBERS	TOTAL	25,706,736	22,455,568
0702000050	TOMATOES, FRESH OR CHILLED, NESOI	KG	25,644,651	22,389,607
0709600000	FRUITS OF GENUS CAPSICUM OR PIMENTA, FRESH/CHILLED	KG	16,608	14,500
0709905000	VEGETABLES, NESOI, FRESH OR CHILLED	KG	1,448	5,161
0710220000	BEANS, RAW COOKED IN BOILING WATER, FROZEN	KG	4,629	4,300
0710400000	SWEET CORN RAW/COOKED BY STEAM/BOILING IN WATER FZ	KG	19,029	25,000
0713335040	LIGHT RED KIDNEY BEANS, (EX SEED), DRIED, SHELLED	KG	20,371	17,000
	EDIBLE FRUITS AND NUTS; PEEL OF CITRUS FRUITS OR MELONS	TOTAL	4,438,918	5,507,904
0801190000	COCONUTS, OTHER THAN DESSICATED	KG	32,033	204,762
0804300000	PINEAPPLES, FRESH OR DRIED	KG	8,051	6,390
0804400000	AVOCADOS, FRESH OR DRIED	KG	7,668	12,000
0804500000	GUAVAS, MANGOES AND MANGOSTEENS, FRESH OR DRIED	KG	3,991,976	4,653,796
0807200000	PAPAYAS (PAPAWS) FRESH	KG	18,199	28,000
0809100000	APRICOTS, FRESH	KG	16,949	22,000
0809300000	PEACHES, INCLUDING NECTARINES, FRESH	KG	272,851	264,108
0811909000	FRUIT & NUTS UNCOOKED/COOKED BY WATER W/N SW NESOI	KG	2,517	3,488
0812900000	FRUIT & NUTS PROVISIONALLY PRESERVD INEDIBLE NESOI	KG	88,674	313,360
	COFFEE, TEA, MATE AND SPICES	TOTAL	55,413	239,205
0901110000	COFFEE, NOT ROASTED, NOT DECAFFEINATED	KG	23,155	126,786
0901210000	COFFEE, ROASTED, NOT DECAFFEINATED	KG	25,115	40,479
0902300000	BLACK TEA FERMTD & PARTLY FERMTD TEA,PACKG NOV 3KG	KG	6,513	40,000
0905000000	VANILLA BEANS	KG	630	31,940
	CEREALS	TOTAL		1,638,992
1001100090	DURUM WHEAT, EXCEPT SEED	T	364	40,000
1005100010	CORN (MAIZE), SEED, YELLOW CORN	KG	7,168	36,456
1006100000	RICE IN THE HUSK (PADDY OR ROUGH)	KG	716,758	213,684
1006204020	RICE, LONG GRAIN, HUSKED (BROWN)	KG	18,944	6,397
1006204040	RICE, MEDIUM GRAIN, HUSKED (BROWN)	KG	20,402	6,760
1006204060	RICE, SHORT GRAIN, HUSKED (BROWN)	KG	43,100	13,340
1006204080	RICE, MIXTURES OF HUSKED (BROWN), ANY SIZE GRAIN	KG	365,585	112,783
1006301020	RICE, SEMI OR WHOLLY MILLED, PARBOILED, LONG GRAIN	KG	20,974	6,578
1006309010	RICE, SEMI/WHOLLY MILLED, NESOI, LONG GRAIN	KG	322,096	123,201
1006309020	RICE, SEMI/WHOLLY MILLED, NESOI, MEDIUM GRAIN	KG	255,419	120,852
1006309030	RICE, SEMI/WHOLLY MILLED, NESOI, SHORT GRAIN	KG	21,854	6,800
1006309040	RICE, SEMI/WHOLLY MILLED, NESOI MIXTURES OF GRAINS	KG	111,611	39,060

TABLE - 4 SHIPMENTS OF MERCHANDISE FROM PUERTO RICO TO THE UNITED STATES,
BY COMMODITY: FISCAL YEAR 2001

COMM CODE	DESCRIPTION	UNIT	QUANTITY	VALUE - $
1006400000	RICE, BROKEN	KG	1,069,637	367,355
1007000020	GRAIN SORGHUM SEEDS OF A KIND USED FOR SOWING	KG	21,302	46,963
1007000040	GRAIN SORGHUM EXCEPT SEEDS FOR SOWING	T	599	59,783
1008900040	CEREALS, NESOI	KG	126,916	438,980
	PRODUCTS OF THE MILLING INDUSTRY; MALT; STARCHES; INULIN; WHEAT GLUTEN.....	TOTAL	1,467,968	384,128
1102200000	CORN (MAIZE) FLOUR	KG	95,691	40,000
1102900000	CEREAL FLOURS OTHER THAN OF WHEAT OR MESLIN, NESOI	KG	317,514	70,000
1103110040	GROATS AND MEAL OF WHEAT, NESOI	KG	409,846	70,000
1103290000	PELLETS OF CEREAL, NESOI	KG	600,356	150,000
1104110000	GRAINS, ROLLED OR FLAKED, OF BARLEY	KG	25,893	34,848
1108190000	STARCHES, NESOI	KG	18,668	19,280
	OIL SEEDS AND OLEAGINOUS FRUITS; MISCELLANEOUS GRAINS, SEEDS AND FRUITS; INDUSTRIAL OR MEDICINAL PLANTS; STRAW AND FODDER.....	TOTAL		627,850
1202200040	PEANUTS (GROUND-NUTS) RAW SHELLED W/NT BRKN, NESOI	KG	9,979	10,000
1212920000	SUGAR CANE, FRSH/DRD/FRZ/CHD WHETHER OR NOT GROUND	T	7	6,100
1212990000	VEGETBLE PRODCTS (INC UNRT CHICORY RT) EDIBLE NESO	KG	288,893	608,000
1214900040	RUTABAGAS LUPINES VETCHES & SIMLR FORAGE PRD NESOI	T	17	3,750
	LAC; GUMS, RESINS AND OTHER VEGETABLE SAPS AND EXTRACT.....	TOTAL	1,412,462	6,580,824
1301100000	LAC/SHELLAC/STICK LAC/SEED LAC/BUTTON LAC/OTHR LAC	KG	1,132,059	4,725,859
1301900000	NATURAL GUMS, GUM RESINS, RESINS AND BALSAMS NESOI	KG	263,482	1,804,033
1302200000	PECTIC SUBSTANCES, PECTINATES AND PECTATES	KG	16,921	50,932
	ANIMAL OR VEGETABLE FATS AND OILS AND THEIR CLEAVAGE PRODUCTS; PREPARED EDIBLE FATS;ANIMAL OR VEGETABLE WAXES.....	TOTAL	1,573,152	1,111,618
	ANIMAL OR VEGETABLE FATS AND OILS AND THEIR CLEAVAGE PRODUCTS; PREPARED EDIBLE FATS; ANIMAL OR VEGETABLE WAXES.....	TOTAL	1,573,152	1,111,618
1501000020	LARD	KG	20,866	30,000
1501000080	OTHER PIG FAT AND POULTRY FAT, RENDERED, NESOI	KG	59,785	105,796
1509102000	OLIVE OIL, VIRGIN, N/CHEM MODIFD, IN CONT <18 KG	KG	19,051	25,000
1509104000	OLIVE OIL,VIRGIN, N/CHEM MODIFD, IN CONT 18KG/OVER	KG	38,099	43,700
1512210000	COTTONSEED OIL CRUDE W/NT GOSSYPOL HAS BEEN REMOVD	KG	218,688	69,906
1513190000	COCONUT (COPRA) OIL, REFINED, NT CHEMCLLY MODIFIED	KG	8,613	10,789
1515210000	CORN (MAIZE) OIL, CRUDE, NOT CHEMICALLY MODIFIED	KG	997,179	643,927
1516200000	VEGETABLE FATS & OILS/FRACTIONS HYDROGENATED ETC	KG	50,808	30,000
1517903020	SALAD & COOKING OILS, EDBL ARTFL MXTRS (1501-1515)	KG	120,000	108,000
1517903040	BAKN/FRYN FATS WHOLLY VEGTLB OILS EDBL ARTFL MXTRS	KG	19,048	30,000
1520000000	GLYCEROL (GLYCERINE) CRUDE; GLYCEROL WATER & LYES	KG	21,015	14,500
	PREPARED FOODSTUFFS; BEVERAGES, SPIRITS AND VINEGAR; TOBACCO AND MANUFACTURED TOBACCO SUBSTITUTES.....	TOTAL		3,414,180,368
	PREPARATIONS OF MEAT, OF FISH, OR OF CRUSTACEANS, MOLLUSCS OR OTHER AQUATIC INVERTEBRATES.....	TOTAL	89,174,313	260,022,212
1601000010	SAUSAGES & SIMILAR PRDTS, OF POULTY, OF CHICKEN	KG	322,034	631,000
1601000020	SAUSAGES & SIMILAR PRDTS, OF OTHER POULTY	KG	23,950	45,000
1601000090	SAUSAGES & SIMILAR PRDTS, OTHER THAN POULTRY, OTHR	KG	194,880	408,079
1602100000	HOMOGENIZED PREPS OF MEAT, MEAT OFFAL OR BLOOD	KG	57,634	59,320

TABLE - 4 SHIPMENTS OF MERCHANDISE FROM PUERTO RICO TO THE UNITED STATES,
BY COMMODITY: FISCAL YEAR 2001

COMM CODE	DESCRIPTION	UNIT	QUANTITY	VALUE - $
1602320050	OTHR PRPD/PRSVD CHKN MEAT, PRFMD PATIES & SMLR PRD	KG	7,404	34,587
1602320090	OTHER PREPARED/PRESERVED CHICKEN MEAT, OTHER	KG	22,753	45,000
1602497000	SWINE MEAT PREP OR PRES INCL MXTRS, NESOI	KG	5,588	15,892
1602509500	MEAT OR MEAT OFFAL OF BOVINE ANMLS NESOI PREP/PRES	KG	59,221	121,231
1602900000	ANML MEAT NESOI BLOOD PREPS OF ANY ANML, PREP/PRES	KG	43,167	139,217
1603009500	EXTRACT/JUICES OF FISH, CRUSTACEANS, MOLLUSCS ETC	KG	99,876	178,435
1604114050	SALMON, WHOLE OR IN PIECES, BUT NOT MINCED, NESOI	KG	3,948,956	12,302,164
1604130000	SARDINES/SARDINELLA/BRISLING NOT MINCED, PREP/PRES	KG	908	3,000
1604140000	TUNAS/SKIPJACK/ATLANTIC BONITO NT MINCED PREP/PRES	KG	84,021,538	243,427,310
1604160000	ANCHOVIES, NOT MINCED, PREPARED OR PRESERVED	KG	132,726	575,075
1605201010	SHRIMPS AND PRAWNS, FROZEN, IN AIRTIGHT CONTAINERS	KG	186,403	1,665,434
1605201025	SHRIMPS AND PRAWNS, PREPARED, FROZEN, NESOI	KG	46,368	365,900
1605201040	SHRIMPS AND PRAWNS, CANNED	KG	907	5,568
	SUGARS AND SUGAR CONFECTIONARY.....	TOTAL		55,259,469
1702110000	LACTOSE & LACTOSE SYRUP CONT 99% MORE LACTSE BY WT	KG	1,376	7,593
1702190000	LACTOSE IN SOLID FORM AND LACTOSE SYRUP, NESOI	KG	86,339	746,142
1702300020	GLUCOSE (DEXTROSE)	KG	606,069	2,128,236
1702600050	FRUCTOSE SYRUP, > 50% BY WEIGHT OF FRUCTOSE, NESOI	KG	20,412	80,000
1702600060	FRUCTOSE, IN SOLID FORM, NESOI CONT OV 50% FRUCTSE	KG	9,031	31,323
1702904500	SUGARS AND SYRUPS, NESOI, DERIV FR SGR CANE/BEETS	KG	1,183,111	274,000
1702905000	SUG/SYRUP NT FLAV/COLR NESOI; ARTFL HONEY; CARAML	KG	122,794	45,220
1703100000	CANE MOLASSES FROM EXTRACTION OR REFINING OF SUGAR	L	338,711	25,708
1704100000	CHEWING GUM, WHETHER OR NOT SUGAR COATED	KG	171,570	630,065
1704903000	CONFECTIONS/SWEETMEATS, READY FR CONSUMPTN, NO COC	KG	8,296,831	33,546,193
1704907000	SUGAR CONFECTIONERY, WITHOUT COCOA, NESOI	KG	3,388,186	17,744,989
	COCOA AND COCOA PREPARATIONS.....	TOTAL	240,629	1,137,692
1806100000	COCOA POWDER CONT ADDED SUGAR OR OTHER SWEETENING	KG	4,028	10,417
1806310040	CHOC/COCOA PREP CONFECTNRY BLK/BAR NOTOV2KG FILLED	KG	3,272	17,424
1806321000	CHOC/COCOA PREP CONFCTNRY BLK/BAR NTOV2KG NT FILLD	KG	113,851	389,713
1806323550	CHOC/COCOA PREP BAR ETC NTOV2KG EXC FILLD/CNFCTNRY	KG	118,208	710,138
1806900063	CONFECTIONERY, COCOA FOOD PREPS, NESOI, FOR RETAIL	KG	1,270	10,000
	PREPARATIONS OF CEREALS, FLOUR, STARCH OR MILK; BAKERS WARES.....	TOTAL	2,840,337	8,154,493
1901100000	PREPARATIONS FOR INFANT USE, FOR RETAIL SALE	KG	462,956	2,105,616
1901200005	MIXES AND DOUGHS FOR COOKIES, WAFFLES AND WAFERS	KG	25,854	30,052
1901200015	MIXE & DOUGH FOR PASTRY/CAKE/GINGERBREAD/PUDDING	KG	8,702	34,903
1901902500	PUDDINGS READY TO EAT WITHOUT FURTHER PREPARATION	KG	194,140	592,518
1901903040	ARTICLES OF MILK OR CREAM NESOI	KG	150,019	554,457
1901909082	CORN-SOYA MILK BLENDS	KG	121,968	32,079
1901909085	WHEAT-FLOUR-SOYA BLENDS	KG	90,413	19,932
1901909500	FOOD PREPARATIONS FLOUR, STARCH, DAIRY ETC, NESOI	KG	74,989	359,666
1902112000	PASTA WITH EGG UNCOOKED NOT STUFFED OR OTHRWSE PRE	KG	19,051	45,400
1902200020	PASTA, STUFFED, CANNED	KG	18,144	75,000
1902200060	PASTA STUFFED WHETHER COOKED/OTHERWISE PREP, NESOI	KG	109,077	310,000
1904100040	SWELLING/ROASTING CEREAL/CEREAL PRODUCT CONT SUGAR	KG	327,119	671,000
1904100080	SWELLING/ROASTING CEREAL/CEREAL PRODUCT, NO SUGAR	KG	94,077	361,353
1904200000	PREP FOOD FROM UNROASTED CEREAL FLAKES/MIXTURES	KG	18,144	35,000
1905100000	CRISPBREAD	KG	8,721	21,756
1905300040	SWEET BISCUITS, WAFFLES AND WAFERS, NESOI	KG	302,406	820,949
1905901041	PASTRY/CAKE ETC & PUDDING, W/NT CONT CHOC ETC FRZN	KG	28,405	58,582
1905901049	BREAD/BISCUIT ETC, W/NT CONTAIN CHOC ETC FROZEN	KG	13,545	31,009
1905901050	PASTRY/CAKE/PUDDING WHETHER/NT CONT CHOC ETC NESOI	KG	51,276	78,846
1905901080	BREAD/BISCUITS/SIMILAR BAKED PRODUCTS, NESOI	KG	469,389	1,060,959
1905909030	CORN CHIPS AND SIMILAR CRISP SAVORY SNACK FOODS	KG	71,342	203,243
1905909090	COMMUNION/SEALING WAFER RICE PPR EMPTY CAPSULE ETC	KG	180,600	652,173
	PREPARATIONS OF VEGETABLES, FRUIT, NUTS, OR OTHER PARTS OF PLANTS.....	TOTAL		22,533,208
2003100000	MUSHROOMS PREP/PRES EX BY VINEGAR/ACETIC ACID	KG	35,470	53,061

TABLE - 4 SHIPMENTS OF MERCHANDISE FROM PUERTO RICO TO THE UNITED STATES,
BY COMMODITY: FISCAL YEAR 2001

COMM CODE	DESCRIPTION	UNIT	QUANTITY	VALUE - $
2004908000	BEANS, PREPARED OR PRESERVED NESOI, FROZEN	KG	112,701	80,000
2005100000	VEGETABLES, HOMOGENIZED NOT FROZ (SUBHEADNG NTE 1)	KG	11,322	15,000
2005400000	PEAS (PISUM SATIVUM) PREP/PRES NESOI, NOT FROZEN	KG	17,549	8,511
2005590000	BEANS, NOT SHELLED, PREP/PRES NESOI, NOT FROZEN	KG	5,956,674	5,084,726
2005906550	PREPARED/PRESERVED VETETABLES, NOT FROZEN, NESOI	KG	20,845	16,477
2007916000	CITRUS FRUIT JAMS/JELLIES/MARMALADES, COOKED PREPS	KG	19,277	16,000
2007998000	FRUIT/NUT PASTES & PUREES NESOI COOKED W/N SWEETND	KG	3,057,900	2,459,136
2008193020	PISTACHIOS, PREPARED OR PRESERVED NESOI	KG	3,008	15,562
2008199500	NUTS OR SEEDS NESOI, OTHERWISE PREP/PRES, NESOI	KG	19,410	105,600
2008400000	PEARS, OTHERWISE PREPARED OR PRESERVED, NESOI	KG	86,975	101,218
2008700000	PEACHES, OTHERWISE PREPARED OR PRESERVED, NESOI	KG	598,970	445,000
2009303000	CITRUS JUICE SINGLE FRUIT UNFRMNTD NESOI NT CNCNTD	L	138,102	27,000
2009308000	CITRUS JUICE UNMIXED UNFERMTD, CONCENTRATED, NESOI	L	224,252	161,462
2009404000	PINEAPPLE JUICE, UNFERMENTED, NESOI, FROZEN	L	25,738	17,300
2009500000	TOMATO JUICE (DRY WEIGHT CONTENT LESS THAN 7%)	L	65,259	25,000
2009600040	GRAPE JUICE & MUST UNFERMNTD CONCENTRATED FROZEN	L	163,674	130,980
2009700020	APPLE JUICE, UNFERMENTED, CONCENTRATED, NOT FROZEN	L	8,816	3,493
2009800000	JUICE OF ANY SINGLE FRUIT/VEGTBLE UNFERMENTD NESOI	L	16,355,449	12,383,758
2009902000	MIXTURES OF VEGETABLE JUICES, UNFERMENTED	L	21,600	16,740
2009904000	MIXTURES OF FRUIT JUICES, UNFERMENTED	L	2,937,448	1,367,184
	MISCELLANEOUS EDIBLE PREPARATIONS.....	TOTAL		2,779,255,917
2101200040	TEA OR MATE EXTRACTS/CONCENTRATES & PREPS, NESOI	KG	7,697,992	16,008,925
2102300000	BAKING POWDERS, PREPARED	KG	32,414	35,460
2103202000	TOMATO KETCHUP	KG	401,193	283,100
2103204000	TOMATO SAUCES, NESOI	KG	11,170,388	8,668,308
2103300000	MUSTARD FLOUR AND MEAL AND PREPARED MUSTARD	KG	10,342	30,371
2103909020	MAYONNAISE	KG	637,352	879,523
2103909040	SALAD DRESSINGS, NESOI	KG	57,153	69,000
2103909070	MIXED CONDIMENTS AND MIXED SEASONINGS	KG	7,001,990	16,100,004
2103909090	SAUCES AND PREPARATIONS THEREFOR, NESOI	KG	1,133,467	4,001,255
2104100020	SOUPS, BROTHS AND PREPARATIONS THEREOF, DRIED	KG	92,101	175,805
2104100060	SOUPS, BROTHS & PREPS THEREOF, NESOI, EX DRIED	KG	12,368	56,651
2104200000	HOMOGENIZED COMPOSITE FOOD PREPARATIONS (NOTE 3)	KG	17,236	25,000
2106100000	PROTEIN CONCENTRATES & TEXTURED PROTEIN SUBSTANCES	KG	36,323	86,488
2106901650	COMPOUND ALCOHOLIC PREP FOR MANUFACTURE BEVERAGES	KG	23,278	169,454
2106905200	SINGLE FRUIT/VEG JUICE FORTI W/VITAM/MIN CONCENTRD	L	319,393	239,544
2106905400	MIX FRUIT/VEG JUICE FORTI W/VITAM/MIN CONCENTRATED	L	937,816	703,362
2106906571	PREPS FOR MANUF BEVERAGES CONT ASPARTAME/SACCHARIN	KG	41,514,415	1,318,229,330
2106906572	PREPS FOR MANUF BEVERAGES CONT CANE/BEET SUGAR	KG	21,239,559	1,097,744,759
2106906573	PREPARATIONS FOR MANUFACTURE OF BEVERAGES, NESOI	KG	53,073,114	181,873,126
2106906575	COFFEE WHITENERS, NON-DAIRY	KG	11,132	60,128
2106906580	CREAM OR MILK SUBSTITUTES, NESOI	KG	18,098	27,597
2106906585	CONFECTIONERY INCL GUM CONTNG SYNTHETIC SWEETENERS	KG	15,135,698	95,390,538
2106906592	FOOD PREPARATIONS, NESOI, CANNED	KG	12,465,584	33,411,271
2106906595	FOOD PREPARATIONS, NESOI, FROZEN	KG	228,876	548,467
2106907020	EDIBLE PREPS, NOT CANNED/FROZEN, CONT SUGAR, NESOI	KG	129,550	237,183
2106907090	EDIBLE PREPS, NOT CANNED/FRZN, N/CONT SUGAR, NESOI	KG	1,577,139	4,201,268
	BEVERAGES, SPIRITS AND VINEGAR.....	TOTAL		120,198,854
2201100000	WATER, MINERAL & AERATED NATRL/ARTFCL NT SWTN/FLAV	L	22,534	9,371
2202100020	CARBONATED SOFT DRINKS, CONTNG ASPARTAME/SACCHARIN	L	180,970	34,664
2202100040	CARBONATED SOFT DRINKS, NESOI	L	358,363	65,046
2202100060	WATERS INCL MINERAL & AERATED, SWTND/FLAVORD NESOI	L	161,251	87,321
2202901500	MILK-BASED DRINKS, NONALCOHOLIC	L	41,176	35,000
2202903800	MIX FRUIT/VEGE JUICE FORTI W/VITAM/MIN N/CONCENTRD	L	56,250	75,000
2202909090	BEVERAGES NONALCOHOLIC NESOI EXCL FRUIT/VEGT JUICE	L	1,262,509	1,035,114
2203000000	BEER MADE FROM MALT	L	800,618	626,587
2204100000	SPARKLING WINE OF FRESH GRAPES	L	17,941	23,334
2204212000	EFFERVESCENT WINE OF FRSH GRAPE IN CNTR 2L OR LESS	L	118,861	89,309
2204214000	GRAPE WINE NESOI NOV 14% ALCOHOL CNTRS 2L OR LESS	L	466	8,765
2204217000	GRAPE WINE NESOI OVER 14% ALCOHOL CNTRS 2L OR LESS	L	22,860	39,836
2207106000	ETHYL ALCOHOL, UNDENATURED 80%/HIGHER, NONBEVERAGE	L	499,399	266,500
2207200000	ETHYL ALCOHOL & OTH SPIRITS DENATURED ANY STRENGTH	L	22,223	10,000

TABLE - 4 SHIPMENTS OF MERCHANDISE FROM PUERTO RICO TO THE UNITED STATES,
BY COMMODITY: FISCAL YEAR 2001

COMM CODE	DESCRIPTION	UNIT	QUANTITY	VALUE - $
2208200000	GRAPE BRANDY	PFL	20,589	57,950
2208306020	WHISKIES, BOURBON, CONTAINERS NOT OVER 4 LITERS EA	PFL	4,032	28,188
2208306040	WHISKIES, BOURBON, CONTAINERS OVER 4 LITERS EACH	PFL	7,373	14,769
2208309020	WHISKIES EX BOURBON, CONTAINERS NOT OVER 4 LITERS	PFL	83,256	170,133
2208309040	WHISKIES EX BOURBON, CONTAINERS OVER 4 LITERS	PFL	22,469	31,456
2208400030	RUM AND TAFIA, CONTAINERS NOT OVER 4 LITERS EACH	PFL	19,829,370	32,109,825
2208400050	RUM AND TAFIA, CONTAINERS OVER 4 LITERS	PFL	62,511,604	85,133,361
2208500000	GIN AND GENEVA	PFL	17,422	52,808
2208600000	VODKA	PFL	3,072	16,810
2208700000	LIQUEURS AND CORDIALS	PFL	14,744	139,622
2208904600	KIRSCHWASSER AND RATAFIA	PFL	4,080	10,792
2208909000	OTHER SPIRITUOUS BEVERAGES, NESOI	PFL	14,250	27,293
	RESIDUES AND WASTE FROM THE FOOD INDUSTRIES; PREPARED ANIMAL FEED	TOTAL		2,228,351
2301200000	FLOUR MEAL & PELLET OF FISH CRUSTACEANS ETC INEDIB	T	22	35,000
2303200040	BEET-PULP NESOI, BAGASSE & OTH WASTE OF SUGAR MFGR	T	360	180,000
2306500000	COCONUT OR COPRA OILCAKE & SOLID RESIDUE W/NT GRND	KG	463,680	165,600
2309100000	DOG AND CAT FOOD, PUT UP FOR RETAIL SALE	KG	148,239	438,151
2309901030	DAIRY CATTLE FEED, PREPARED	T	3,354	566,400
2309901050	MIXED FEEDS OR MIXED FEED INGREDIENTS, ANML, NESOI	T	13,300	843,200
	TOBACCO AND MANUFACTURED TOBACCO SUBSTITUTES	TOTAL		165,390,172
2401102020	CONN. SHADE TOBACCO, NOT STEM/STRIP OV 35% WRAPPER	KG	7,550	64,800
2401102040	TOBACCO NOT STEM/STRIP OVER 35% WRAPPER TOB, NESOI	KG	120,547	1,183,115
2401105340	CIGAR BINDER TOBACCO, NOT STEM/STRIP <35% WRAPPER	KG	8,273	22,435
2401202970	CIGAR BINDER TOB STEM/STRIP NOT THRESH <35% WRAPPR	KG	12,548	62,477
2401205592	TOB NESOI STEM/STRIP, NOT THRESHED <35% WRAPPR TOB	KG	989	8,000
2401208080	TOBACCO NESOI, THRESHED, PARTLY/WHOLLY STEM/STRIP	KG	3,361	11,248
2401305000	TOBACCO STEMS	KG	277,268	212,755
2401309000	TOBACCO REFUSE, NESOI	KG	199,842	122,559
2402103030	SMALL CIGARS/CHEROOTS/CIGARILLOS WITH TOB <$.15 EA	THS	1,947,507	51,968,310
2402107000	CIGAR/CHEROOT/CIGARILLO CONTAINING TOBACCO NESOI	THS	8,412,676	102,193,228
2402200000	CIGARETTES CONTAINING TOBACCO	THS	432,768	7,481,373
2402900000	CIGAR/CHEROOT/CIGARILLO/CIGS OF TOB SUBSTITS NESOI	THS	60,064	1,973,021
2403100040	SMOKING TOBACCO, EX/PIPE TOBACCO, RETAIL-SIZED PKG	KG	127	2,790
2403100060	SMOKING TOBACCO, NESOI	KG	6,722	22,287
2403990065	PARTIALLY MANUFACTURED, BLENDED OR MIXED TOBACCO	KG	9,039	36,028
2403990070	MFG TOBACCO, SUBT, NESOI INCL EXTRACTS & ESSENCES	KG	13,802	25,746
	MINERAL PRODUCTS	TOTAL		196,295,226
	SALT; SULFUR; EARTHS AND STONE; PLASTERING MATERIALS, LIME AND CEMENT	TOTAL		316,043
2501000000	SALT INCL TABL A DENTRD, PURE SODM CHLOR, SEA WTR	T	22	52,000
2504100000	NATURAL GRAPHITE IN POWDER OR IN FLAKES	KG	19,958	16,200
2508400050	CLAYS, OTHER	T	20	4,781
2513209000	OTHER NATURAL ABRASIVES, NOT CRUDE OR IN PIECES	KG	1,681	8,400
2517200000	MACADAM OF SLAG, DROSS OR SIMILAR IND WASTE	T	12	43,054
2519100000	NATURAL MAGNESIUM CARBONATE	T	956	102,257
2521000000	LMESTN FLUX; LMSTN A OTH CAL STO USD MFR LIME, CMT	T	3	5,478
2523300000	ALUMINOUS CEMENT	T	19	12,000
2523900000	HYDRAULIC CEMENT, OTHER, NESOI	T	213	33,298
2530100000	VERMICULITE, PERLITE AND CHLORITES, UNEXPANDED	KG	189	3,000
2530900015	EARTH COLORS	KG	4,572	8,000
2530900060	OTHER MINERAL SUBSTANCES NESOI	KG	4,517	27,575
	ORES, SLAG, AND ASH	TOTAL		594,813
2607000025	LEAD ORES & CONCENTRATES: PRECIOUS METAL CONTENT	GM	876	4,000
2612100000	URANIUM ORES AND CONCENTRATES	KG	2,962	156,240
2617100000	ANTIMONY ORES AND CONCENTRATES	KG	17,224	45,500

TABLE - 4 SHIPMENTS OF MERCHANDISE FROM PUERTO RICO TO THE UNITED STATES,
BY COMMODITY: FISCAL YEAR 2001

COMM CODE	DESCRIPTION	UNIT	QUANTITY	VALUE - $
2619000000	SLAG, DROSS, SCALINGS A OTH WASTE FRM MANU IRN/STL	KG	11,851	106,941
2620200000	ASH AND RESIDUES CONTAINING MAINLY LEAD	CKG	12,707	70,442
2620900000	OTHER ASH AND RESIDUES, NESOI	KG	1,616	25,000
2621000000	OTHER ASH AND SLAG, INCLUDING SEAWEED ASH (KELP)	T	25	186,690
	MINERALS FUELS, MINERAL OILS AND PRODUCTS OF THEIR DISTILLATION; BITUMINOUS SUBSTANCES; MINERAL WAXES.....	TOTAL		195,384,370
2704000050	COKE/SEMICOKE OF LIGNITE OR PEAT; RETORT CARBON	T	1	5,000
2707200000	TOLUENE	L	19,331	30,000
2707300030	P-XYLENE	L	16,214,440	5,953,970
2707500000	OTH AROM HYDCNS 65PCT AO DSTLS A 250DC ASTM D 86	L	74,923,206	17,902,236
2707995090	OTH OLS A PRDCTS OF CL TR DS A SM W AROM OUTW NONA	KG	14,020	564,270
2710000505	NO 4 FUEL OIL UN 25 DEG API NT OVER 0.05 PCT SULFR	BBL	292	7,000
2710000515	NO 4 FUEL OIL UN 25 DEG API, OVER 0.05 PCT SULFUR	BBL	826,263	22,534,186
2710000520	HEAVY FUEL OILS UNDER 25 DEGREES API	BBL	70,929	1,580,649
2710000550	OTHER FUEL OILS UNDER 25 DEGREES API NESOI	BBL	227	7,250
2710001005	LT FUEL OIL 25 DEG API A OVER NT OVR .05 PCT SULFR	BBL	171	4,785
2710001550	OTHER MOTOR FUELS NESOI	BBL	126,695	3,579,014
2710002500	NAPHTHAS, EXC MOTOR FUEL OR BLENDING STOCK	BBL	40,855	894,426
2710003010	AVIATION ENGINE LUBRICATING OILS	BBL	556	60,000
2710003020	AUTOMTVE, DSL OR MRNE ENGNE LUB OILS	BBL	2,328,861	129,653,968
2710003030	TURBINE LUBRICATING OIL, INCLUDING MARINE	BBL	20	6,500
2710003070	QUENCHING OR CUTTING OILS	BBL	22	3,606
2710003080	OTHER LUBRICATING OILS (EXCEPT GREASES)	BBL	2,020	210,609
2710005010	CONDENSATE DERIVED WHOLLY FROM NATURAL GAS	BBL	1,377	50,000
2710005045	INSULATING OR TRANSFORMER OILS	BBL	65	6,215
2711140000	ETHYLENE, PROPYLENE, BUTYLENE AND BUTADIENE LIQIFI	KG	299	8,300
2711190000	PET GASES A OTH GAS HYDCRBNS LIQ NESOI	X		242,390
2712200000	PARAFFIN WAX LESS THAN 0.75 PERCENT OIL	KG	46,153,017	12,034,996
2712900000	OTHER MINERAL WAXES, NESOI	KG	1,300	23,000
2715000000	BIT MIX FR NAT ASPH, NAT BIT,PET BIT,MIN TAR OR PT	T	18	22,000
	PRODUCTS OF THE CHEMICAL OR ALLIED INDUSTRIES.....	TOTAL		
	INORGANIC CHEMICALS; ORGANIC OR INORGANIC COMPOUNDS OF PRECIOUS METALS, OF RARE-EARTH METALS, OF RADIOACTIVE ELEMENTS OR OF ISOTOPES.....	TOTAL		9,130,351
2803000010	CARBON BLACK	KG	57,155	199,989
2803000050	OTHER FORMS OF CARBON NESOI	KG	639	9,000
2804290050	OTHER RARE GASES	KM3	988	69,203
2805110000	SODIUM	KG	1,000	2,708
2808000000	NITRIC ACID AND SULFONITRIC ACIDS	KG	46,953	63,774
2809200030	PHOSPHORIC ACID OTHER THAN FERTILIZER GRADE	T	38	131,510
2811220000	SILICON DIOXIDE	KG	4,632	25,146
2811290000	INORGANIC OXYGEN COMPOUNDS OF NONMETALS, NESOI	KG	6,775	7,745
2815110000	SOLID SODIUM HYDROXIDE (CAUSTIC SODA)	KG	14,828	467,548
2815120000	SODIUM HYDROXIDE IN AQUEOUS SOLUTION	KG	1,113	2,562
2817000000	ZINC OXIDE AND ZINC PEROXIDE	KG	14,198	72,137
2822000000	COBALT OXIDE & HYDROXIDE; COMMERCIAL COBALT OXIDES	KG	1,930	115,035
2826300000	SODIUM HEXAFLUOROALUMINATE (SYNTHETIC CRYOLITE)	T	9	4,200
2827320000	ALUMINUM CHLORIDE	KG	84,763	43,163
2827399050	OTHER CHLORIDES, NESOI	KG	105,510	198,000
2827590000	OTHER BROMIDES AND BROMIDE OXIDES, NESOI	KG	250,446	1,921,681
2828900000	HYPOCHLORITES, CHLORITES, AND HYPOBROMITES, NESOI	KG	6,170	18,000
2829190000	CHLORATES, EXCEPT SODIUM CHLORATE, NESOI	KG	94,445	85,000
2830100000	SODIUM SULFIDES	KG	523,466	287,906
2832100000	SODIUM SULFITES	KG	13,539	22,968
2832200000	OTHER SULFITES, EXCEPT SODIUM SULFITES, NESOI	KG	9,559	12,789
2833290000	OTHER SULFATES, NESOI	KG	130,544	4,265,746
2833400000	PEROXOSULFATES (PERSULFATES)	KG	18,900	37,989
2834210000	POTASSIUM NITRATES	T	70	344,130

TABLE - 4 SHIPMENTS OF MERCHANDISE FROM PUERTO RICO TO THE UNITED STATES,
BY COMMODITY: FISCAL YEAR 2001

COMM CODE	DESCRIPTION	UNIT	QUANTITY	VALUE - $
2834290000	OTHER NITRITES, AND NITRATES, NESOI	KG	78,760	60,000
2835100000	PHOSPHINATES (HYPOPHOSPHITES) & PHOSPHONATES	KG	2,153	3,620
2835240000	POTASSIUM PHOSPHATE	KG	79,728	115,520
2835250000	CALCIUM HYDROGENORTHOPHOSPHATE (DICALC PHOSPHATE)	KG	15,005	28,213
2836500000	CALCIUM CARBONATE	KG	18,144	30,000
2839110000	SODIUM METASILICATES	KG	149	2,930
2839900000	SILICATE; COMMERCIAL ALKALI METAL SILICATES, NESOI	KG	11,906	36,040
2841100000	ALUMINATES	KG	96	15,000
2844101000	URANIUM METAL	KG	803	68,857
2844105000	ALLOYS, DISPERSIONS & CERAMIC PRODUCTS, NESOI	KG	46	8,500
2844400020	RADIOACT ELEMENT, ISOTOPE & COMPOUND, NESOI	MBQ	398	9,600
2844400050	ALLOYS, DISPERSIONS; RADIOACTIVE RESIDUES, NESOI	X		94,512
2844500000	SPENT FUEL ELEMENT (CARTRIDGE) OF NUCLEAR REATORS	KG	820	2,600
2851000000	OTHER INORGANIC COMPOUNDS; LIQ AIR; AMALGAMS,NESOI	X		247,030
	ORGANIC CHEMICALS.....	TOTAL		6,511,629,513
2901106000	SAT ACYC HYDROCRBNS (EXCL ETHANE AND BUTANE)	KG	14,492	8,500
2901210000	ETHYLENE (ETHENE)	KG	16,849	25,000
2901220000	PROPENE (PROPYLENE)	KG	1,844	6,885
2901291010	UNSAT LIN A OLFNS (C6-C30)UNMXED FR PETRO,SHAL ETC	KG	7	4,537
2902110000	CYCLOHEXANE	KG	101,751,860	49,615,151
2902440000	MIXED XYLENE ISOMERS	L	30,275,206	8,729,686
2902500000	STYRENE	KG	243,735	219,361
2903230000	TETRACHLOROETHYLENE (PERCHLOROETHYLENE)	KG	55,018	18,000
2903301520	METHYL BROMIDE (BROMOMETHANE)	KG	3,676	59,850
2903301550	ACETYLENE TETRABROMIDE; ALKYLBROMIDES ETC.	KG	31,750	155,031
2903302050	OTHER FLUOR, BROMIN OR IODIN DERIV OF ACYLC HYDCAR	KG	1,061	8,352
2903440000	DICHLOROTETRAFLUOROETHAN(CFC-114)&CHLOROPE(CFC-115	KG	34,545	1,032,879
2903450000	OTHER DERIV PERHALOGENATED W FLUORINE & CHLORINE	KG	4,316	55,266
2904206000	HYDROCARBON DERIV CONT ONLY NITRO OR NITROSO ETC	KG	23,729	131,170
2905110000	METHANOL (METHYL ALCOHOL)	L	858,980	227,281
2905120010	PROPAN-1-OL	KG	39,303	23,820
2905120050	PROPAN-2-OL	KG	77,695	41,170,450
2905310000	ETHYLENE GLYCOL (ETHANEDIOL)	KG	10,124	10,000
2905430000	MANNITOL	KG	45,204	239,530
2905440000	D-GLUCITOL (SORBITOL)	KG	20,408	11,025
2905500000	HALO, SULFO, NITRO OR NITROSO DER OF ACYC ALCOHOLS	KG	2	8,936
2906130000	STEROLS AND INOSITOLS	KG	25,249	5,358,977
2906191000	4,4'-ISOPROPYLIDENEDICYCLOHEXANOL; & MIX ETC	KG	29,120	184,890
2906195000	OTHER CYCLANIC, ETC ALCOHOLS AND SULFO, ETC DERIV	KG	21,811	421,268
2906290000	AROMATIC ALCOHOLS AND THEIR HALO ETC DER NESOI	KG	794	3,700
2908102000	PENTACHLOROPHENOL AND ITS SALTS;2,4,5-TRICHLPHENOL	KG	5,349	272,958
2909191400	METHYL TERTIARY-BUTYL ETHER (MTBE)	KG	14,031	4,560
2909191800	ETHERS OF MONOHYDIRC ALCOHOLS, NESOI	KG	8,396	182,981
2909500000	ETHER-PHENOLS ETC AND THEIR HALO ETC NESOI	KG	462,631	112,563,027
2910100000	OXIRANE (ETHYLENE OXIDE)	KG	2,826	26,400
2912130000	BUTANAL (BUTYRALDEHYDE, NORMAL ISOMER)	KG	76,267	43,171
2912210000	BENZALDEHYDE	KG	5,400	4,100
2912490000	ALDEHYDE-ETHERS, ALDEHYDE-PHENOLS ETC NESOI	KG	1,446,917	5,034,939
2914110000	ACETONE (PROPANONE)	KG	46,969	29,000
2914120000	BUTANONE	KG	5,621	22,000
2914222000	METHYLCYCLOHEXANONES	KG	409,420	273,930
2914401000	4-HYDROXY-4-METHYLPENTAN-2-ONE (DIACETONE ALCOHOL)	KG	31,122	58,000
2914692000	QUINONE DRUGS	KG	1	7,000
2915330000	NORMAL BUTYL ACETATE	KG	3,143	281,382
2915399050	ESTERS OF ACETIC ACID NESOI	KG	8	13,708
2915900000	SAT ACYCLIC MONOCARBOXY ACIDS AND DERIV NESOI	KG	118	6,335
2916201000	(2,3,5,6-TETRAFLUORO-4-METHYLPHENYL)-METHYL-(1A-3A	KG	7,088	353,686
2916310000	BENZOIC ACID, ITS SALTS AND ESTERS	KG	1	3,704
2916321000	BENZOYL PEROXIDE	KG	930	9,184
2916351500	ESTERS OF PHENYLACETIC ACID,ODORIFEROUS/FLAVOR CMP	KG	9,790	32,882
2917197025	ACYCLIC POLYCARBOXYLIC ACIDS PLASTICIZERS	KG	870	3,500
2918130000	SALTS AND ESTERS OF TARTARIC ACID	KG	7,697	89,500
2918140000	CITRIC ACID	KG	37,000	35,967
2918150000	SALTS AND ESTERS OF CITRIC ACID	KG	108,864	153,720

TABLE - 4 SHIPMENTS OF MERCHANDISE FROM PUERTO RICO TO THE UNITED STATES,
BY COMMODITY: FISCAL YEAR 2001

COMM CODE	DESCRIPTION	UNIT	QUANTITY	VALUE - $
2918190000	CARBOX ACIDS WITH ALCOHOL FUNCT ETC NESOI	KG	39,916	66,000
2918215000	SALICYLIC ACID AND ITS SALTS (EXC MEDICINAL USE)	KG	3,629	25,000
2918220000	ACETYLSALICYLIC ACID (ASPIRIN), SALTS AND ESTERS	KG	13,767	117,806
2918300000	CARBOXYLIC ACIDS WITH ALDEHYDE OR KETONE FUNC ETC	KG	2,210	1,080,492
2918906000	CARBOXYLIC ACIDS WITH ADDITIONAL OXY FUNC NESOI	KG	2,000	140,060
2920900000	ESTERS OF OTHER INORGANIC ACIDS, ETC NESOI	KG	13,654	59,500
2921193000	3-AMINO-3-METHYL-1-BUTYNE;2-CHLORO-N,N-DIMETHYLETH	KG	61,236	45,000
2921450000	1-NAPHTHYLAMINE (ALPHA-NAPHTHYLAMINE), 2-NAPHTHYLA	KG	7,487	140,037
2921490000	AROMATIC MONOAMINES NESOI AND THEIR DERIVATIV	KG	437	124,873
2922110000	MONOETHANOLAMINE AND ITS SALTS	KG	27,421	70,159
2922210000	AMINOHYDROXYNAPHTHALENESULFONIC ACIDS AND SALTS	KG	1,602	104,562
2922290000	AMINO-NAPHTHOLS AND OTHER AMINO-PHENOLS NESOI	KG	9,257	927,133
2922492000	AROMATIC AMINO-ACIDS ETC FOR USE AS DRUGS	KG	236	250,625
2922498050	AMINO-ACIDS (EXCLUDING AROMATIC) ETC NESOI	KG	812,045	7,341,295
2922504500	AROMATIC AMINO-ALCOHOL-PHENOL, OTH AMINO W OXG ETC	KG	23,764	2,811,019
2923900000	OTHER QUATERNARY AMMONIUM SALTS AND HYDROXIDES	KG	2,844	9,122
2924299000	OTHER NON-AROM CYCLIC AMIDES & THEIR DERIV, NESOI	KG	27,231	1,730,220
2926200000	1-CYANOGUANIDINE (DICYANDIAMIDE)	KG	3,607	6,520
2926900000	NITRILE FUNCTION COMPOUNDS, NESOI	KG	22,100	15,480
2928003000	NON-AROM ORGAN DERIV OF HYDRAZINE ETC USED AS DRUG	KG	11,705	751,485
2929101000	TOLUENEDIISOCYANATES (UNMIXED)	KG	52,421	179,402
2931002200	AROMATIC ORGANO-INORGANIC COMPOUNDS USED AS DRUGS	KG	6,686	1,194,741
2932110000	TETRAHYDROFURAN	KG	5,935	17,887
2932291000	AROMATIC LACTONES USED AS PESTICIDES	KG	428	121,579
2932292000	AROMATIC LACTONES USED AS DRUGS	KG	2,161	441,607
2932296000	LACTONES NESOI	KG	866	388,373
2932999000	HETEROCYC CMPDS WITH OXY HETERO-ATOM(S) NESOI	KG	31,652	3,234,270
2933290000	CMPDS CONT AN UNFUSED IMIDAZOLE RING ETC NESOI	KG	765,374	15,103,993
2933399050	CMPDS CONT AN UNFUSED PYRIDINE RING ETC NESOI	KG	2,815,152	161,632,952
2933402200	DRUGS CONT A QUINOLINE OR ISOQUINOLINE RNG-SYS ETC	KG	104,107	1,626,209
2933595950	DRUGS CONT A PYRIMIDINE OR PIPERAZINE RING ETC	KG	1,337	3,378,734
2933599550	CMPDS CONT A PYRIMIDINE OR PIPERAZINE RING, NESOI	KG	101	36,688
2933900500	ACRIDINE AND INDOLE	KG	1,725	671,226
2933902600	ANTIHISTAMINES	KG	25,012	5,040,690
2933904200	ACRIFLAVINE; ACRIFLAVINE HYDROCHLORIDE ETC	KG	357	73,353
2933904600	OTHER ANTI-INFECTIVE AGENTS	KG	1,190	1,278,854
2933905300	OTHER CARDIOVASCULAR DRUGS	KG	217,866	15,535,032
2933905500	ANALGESICS, ANTIPYRETICS AND NON-HORMONAL ETC	KG	194,674	2,467,991
2933905800	CLOZAPINE; DROPERIDOL; AND IMIPRAMINE HYDROCHLORID	KG	44,354	26,191,768
2933906500	ANTICONVULSANTS, HYPNOTICS AND SEDATIVES	KG	404	485,102
2933907000	OTHER DRUGS PRIM AFFECT THE CENT NERV SYSTEM	KG	19,070	256,600
2933909750	HETEROCYCL CMPDS (EXC AROM OR MOD-AROM) ETC NESOI	KG	16,431	272,163
2934302300	ANTIDEPRESSANTS, TRANQUILIZERS AND OTHER PSCH AGTS	KG	189,038	12,202,600
2934302700	OTHER DRUGS CONT A PHENOTHIAZINE RING SYSTEM ETC	KG	28	7,887
2934900000	NUCLEIC ACIDS & THER SALTS;HETEROCYCLIC COMP,NESOI	KG	14,182	13,984,185
2935004000	SULFONAMIDES USED AS DRUGS	KG	62,192	10,282,418
2935009550	SULFONAMIDES, EXCLUDING DRUGS	KG	246,218	97,932,058
2936100000	PROVITAMINS, UNMIXED	KG	2,000	27,036
2936210000	VITAMINS A AND THEIR DERIVATIVES UNMIXED	KG	37,205	110,000
2936240000	D- OR DL-PANTOTHENIC ACID (VITMIN B3 OR B5)AND DER	KG	2,197	125,052
2936270000	VITAMIN C (ASCORBIC ACID) AND ITS DERIVATIVES	KG	119,449	5,013,408
2936291000	FOLIC ACID	KG	20,562	1,405,638
2936299055	OTHER VITAMINS AND THEIR DERIVATIVES, NESOI	KG	23,181	1,084,481
2936900000	OTHER INCLUDING NATURAL CONCENTRATES	KG	23,611	148,873
2937100000	PITUITARY (ANTERIOR) OR SIMILAR HORMONES	GM	4,964	4,865,135
2937210000	CORTISONE, HYDROCORTISONE, PREDNISONE, ETC	GM	516,000	110,380
2937290000	ADRENAL CORTICAL HORMONES AND DERIV NESOI	GM	12,691,881	63,679,763
2937920000	ESTROGENS AND PROGESTINS	GM	117,180,894	21,682,198
2937990000	HORMONES AND DERIV NESOI, STEROIDS ETC NESOI	GM	442,828,438	205,600,253
2939300000	CAFFEINE AND ITS SALTS	KG	9,046	21,560
2939900000	VEGETABLE ALKALOIDS, NATURAL OR REPRODUCED NESOI	KG	2,556	49,048
2940006000	SUGARS, CHEM PURE (EXC SUCROSE, LACTOSE, ETC)NESOI	KG	18,743	184,821
2941101000	AMPICILLIN AND ITS SALTS	KG	10,672	219,639
2941106000	PENICILLINS AND THEIR DERIVATIVES ETC NESOI	KG	65,579	32,548,588
2941201000	DIHYDROSTREPTOMYCIN & THEIR DERIVATIVES; ETC.	GM	1,968,805	1,195,370
2941205000	STREPTOMYCINS & DERIVATIVES; SALTS THEREOF, NESOI	GM	3,350,000	2,688,713

TABLE - 4 SHIPMENTS OF MERCHANDISE FROM PUERTO RICO TO THE UNITED STATES,
BY COMMODITY: FISCAL YEAR 2001

COMM CODE	DESCRIPTION	UNIT	QUANTITY	VALUE - $
2941500000	ERYTHROMYCIN AND ITS DERIVATIVES; SALTS THEREOF	GM	37,202,723	177,770,440
2941901010	AMINOGLYCOSIDE ANTIBIOTICS	KG	15,740	10,965,729
2941906000	ANTIBIOTICS NESOI	KG	6,012,830	5,340,482,710
2942000000	ORGANIC COMPOUNDS NESOI	KG	102,041	24,560,749
	PHARMACEUTICAL PRODUCTS.....	TOTAL		19,929,433,515
3001100000	GLANDS AND OTHER ORGANS, DRIED, INCL POWDERED	KG	15,825	1,180,688
3001200000	EXTRACTS OF GLANDS OR OTHER ORGS OR SECRETIONS	KG	1,903	959,056
3001900000	HEPARIN AND ITS SALTS; OTHER HUMAN OR ANIMAL SUBST	KG	3,495	81,159
3002100010	HUMAN BLOOD PLASMA	KG	377,877	35,038,463
3002100020	NORMAL HUMAN BLOOD SERA, INCLUDING FREEZE-DRIED	KG	11,339	394,281
3002100030	HUMAN IMMUNE BLOOD SERA	KG	6,985	4,736,622
3002100040	FETAL BOVINE SERUM (FBS)	KG	750	15,000
3002100060	OTHER BLOOD FRACTIONS NESOI	KG	23,728	621,446
3002200000	VACCINES FOR HUMAN MEDICINE	KG	215,718	30,642,904
3002905010	WHOLE HUMAN BLOOD	KG	39,900	689,398
3002905020	ANTIALLERGENIC PREPERATIONS	KG	6,693	661,762
3002905050	TOXINS, CULTURES OF MICRO-ORGANISMS AND SIM PROD	KG	20,362	6,980,694
3003100000	MEDICAMENTS CONT PENICILLINS OR DERIVATIVES ETC	KG	163,276	22,613,642
3003200000	MEDICAMENTS CONTAINING OTHER ANTIBIOTICS ETC	KG	305,209	166,278,015
3003310000	MEDICAMENTS CONTAINING INSULIN BUT NOT ANTIBIOTICS	KG	5,937	169,615
3003390000	MEDICAMENT CONT HORMONES OR PROD OF HD 2937 ETC	X		629,475,534
3003400000	MEDICAMENTS CONTAINING ALKALOIDS OR DERIVAT ETC	KG	10,507	132,243
3003900000	OTHER MEDICAMENTS (EXC GOODS OF HDS 3002,3005 ETC)	KG	291,881	18,749,852
3004101020	PENICILLIN G SALTS(SINGLES) NOT FOR VETERINARY USE	KG	104,649	5,933,836
3004101045	COMBINATION ANTIBIOTICS CONT PENICILLIN G SALT ETC	KG	181,448	3,998,369
3004105045	COMBINATION ANTIBIOTICS, NOT FOR VETER USE NESOI	KG	22,368	11,558,956
3004105060	MEDICAMENTS CONT PENICILLINS OR STREPTOMYCINS ETC	KG	452,268	36,784,594
3004200010	MEDICAMENTS CONT ANTIBIOTICS NESOI, VET USE	KG	70,381	2,882,658
3004200020	ERYTHROMYCIN, SINGLES OR IN COMB ETC NOT FOR VET	KG	484,243	194,020,393
3004200030	TETRACYCLINE, SINGLES OR IN COMB ETC NOT FOR VET	KG	146,130	29,359,762
3004200060	OTHER ANTIBIOTICS NESOI,NOT FOR VETERINARY	KG	3,414,829	204,851,920
3004310000	MEDICAMENTS CONT INSULIN BUT NOT CONT ANTIBIOTICS	KG	20,339	4,118,417
3004320000	MEDICAMENTS CONT ADRENAL CORTEX HORMONES ETC	KG	4,401,292	374,464,793
3004390010	PROD OF HEAD 2937 BUT NOT CONT ANTIBIO NESOI	KG	8,584	2,500,048
3004390050	PROD OF HEAD 2937 ETC,NOT FOR VETERINARY USE,ETC	KG	235,090	113,781,374
3004400005	MEDICAMENTS CONTAINING ALKALOIDS OR DERIVATIV ETC	KG	71,422	10,244,043
3004400010	CARDIOVASCULAR MEDICAMENTS	KG	1,283,312	984,691,120
3004400020	ANTICONVULSANTS, HYPNOTICS AND SEDATIVES	KG	1,005,535	267,126,438
3004400030	ANTIDEPRESSANTS, TRANQUILIZERS AND OTHER PSYCH AGT	KG	2,279,187	692,414,655
3004400040	OTHER MEDICAMENTS PRIM AFFECTING THE CNS NESOI	KG	310,640	16,362,719
3004400050	DERMATOLOGICAL AGENTS AND LOCAL ANESTHETICS	KG	439,429	17,250,452
3004400060	MEDICAMENTS AFFECTING EYES,EARS OR RESPIRATORY SYS	KG	2,288,103	164,056,017
3004400070	OTHER MEDICAMENTS CONTAINING ALKALOIDS ETC	KG	2,009,033	813,910,434
3004504500	MEDICAMENTS OF HEADING 2936 CONT VITAMINS ETC	KG	49,194	990,044
3004505005	OTHER MEDICAMENTS CONT VITAMINS ETC, NESOI	KG	3,536	201,741
3004505010	SINGLE VITAMINS,COMB WITH MINERLS OR OTHER NUTRNTS	KG	14,567	36,922
3004505020	SINGLE VITAMINS,NOT COMB WITH MINERLS/NUTRIENTS	KG	4,259,199	33,302,437
3004505030	MULT VITAMINS COMB WITH MINERLS OR OTHER NUTRIENTS	KG	124,782	1,021,896
3004505040	MULT VITAMINS NOT COMB WITH MINERLS/NUTRIENTS	KG	81,102	1,312,517
3004901000	MEDICAMENTS CONT ANTIGENS OR HYALURONIC ACID,ETC	KG	134,122	25,407,255
3004909003	MEDICAMENTS FOR VETERINARY USE IN DOSES/PKG,NESOI	KG	3,652,603	153,051,533
3004909005	SULFONAMIDES IN DOSED/PKG FOR RETAIL SALE, NESOI	KG	61,944	5,390,842
3004909010	OTHER ANTI-INFECTIVE MEDICAMENTS NESOI	KG	579,255	135,691,216
3004909015	ANTINEOPLASTIC AND IMMUNOSUPRESSIVE MEDICAMENTS	KG	797,362	918,588,293
3004909020	CARDIOVASCULAR MEDICAMENTS IN DOSES/PKG FR RT SALE	KG	2,766,862	1,006,445,093
3004909025	ANALGESICS, ANTIPYRETICS AND NONHORM ANTI-INFL ETC	KG	23,376,419	2,820,466,181
3004909030	ANTICONVULSANTS, HYPNOTICS & SEDATIVES FR RTL SALE	KG	651,645	178,736,213
3004909035	ANTIDEPRESSANTS, TRANQUILIZERS AND OTHER PSYCH AGT	KG	2,594,461	4,226,801,231
3004909040	MEDICAMENTS PRIM AFFECT THE CENT NER SYSTEM,NESOI	KG	1,779,593	379,058,675
3004909045	DERMATOLOGICAL AGENTS AND LOCAL ANESTHETICS ETC.	KG	1,162,253	27,246,190
3004909050	LAXATIVES IN MEAS DOSES/PKG FOR RETAIL SALE, NESOI	KG	397,177	29,611,975
3004909055	ANTACIDS IN MEAS DOSES/PKG FOR RETAIL SALE, NESOI	KG	7,430,665	343,864,147
3004909060	OTHER MEDICAMENTS PRIM AFFECT DIGEST SYS NESOI	KG	4,128,566	560,342,210
3004909065	DIURETICS IN MEAS DOSES/PKG FOR RTL SALE, NESOI	KG	303,901	38,302,583

TABLE - 4 SHIPMENTS OF MERCHANDISE FROM PUERTO RICO TO THE UNITED STATES,
BY COMMODITY: FISCAL YEAR 2001

COMM CODE	DESCRIPTION	UNIT	QUANTITY	VALUE - $
3004909070	MEDICAMENT PRIM AFFECT ELECTROLY,CALORIC ETC,NESOI	KG	416,016	11,421,013
3004909075	COUGH AND COLD PREPARATIONS, NESOI	KG	1,583,229	21,655,098
3004909080	ANTIHISTAMINES IN MEAS DOSES /PKG RTAL SALE,NESOI	KG	303,776	17,683,248
3004909085	OTHER MEDICAMENTS PRIM AFFECT THE EYES, EARS ETC	KG	2,416,290	88,897,132
3004909090	MEDICAMENTS IN MEAS DOSES FOR RETAIL SALE, NESOI	KG	30,262,700	3,618,817,309
3005100000	ADHESIVE DRESSINGS AND OTHER ARTCL HAVING ADH LAY	KG	313,251	2,549,067
3005900000	WADDING, GAUZE AND SIMILAR ARTICLES ETC NESOI	KG	597,930	36,178,871
3006100000	STERILE SURGICAL CATGUT, SIMILAR STERILE MATER ETC	KG	143,972	30,811,850
3006200000	BLOOD-GROUPING REAGENTS	KG	848	147,335
3006300000	OPACIFYING PREPARATIONS FOR X-RAY EXAMINATIONS ETC	KG	2,115,926	113,159,027
3006400000	DENTAL CEMENTS AND OTHER DENTAL FILLINGS ETC	KG	33,177	629,992
3006600000	CHEMICAL CONTRACEPTIVE PREPS BASED ON HORMONES ETC	KG	4,077,960	231,883,007
	FERTILIZERS.....	TOTAL		4,316,229
3100000000	FERTILIZERS A FERT MATERIALS	X		4,316,229
	TANNING OR DYEING EXTRACTS; TANNINS AND THEIR DERIVATIVES; DYES, PIGMENTS AND OTHER COLORING MATTER ; PAINTS AND VARNISHES; PUTTY AND OTHER MASTICS; INKS.....	TOTAL		51,309,155
3203000000	COLORING MATTER OF VEGETABLE OR ANIMAL ORIGIN	KG	8,919	102,665
3204170000	PIGMENTS & PREPARATIONS BASED THEREON	KG	35,919	118,356
3205000010	YELLOW COLOR LAKES & PREPS, IN NOTE 3 TO THIS CHAP	KG	28,559	746,026
3205000020	RED COLOR LAKES & PREPS, IN NOTE 3 TO THIS CHAP	KG	15,072	422,124
3205000040	BLUE COLOR LAKES & PREPS, IN NOTE 3 TO THIS CHAP	KG	19,856	474,529
3205000050	COLOR LAKES & PREPS, IN NOTE 3 TO THIS CHAP, NESOI	KG	809,810	16,609,822
3207200000	VITRIFIABLE ENAMELS & GLAZES,ENGOBES(SLIPS),ETC	KG	18,991	5,640,254
3207300000	LIQUID LUSTRES AND SIMILAR PREPARATIONS	KG	26,611	22,805,528
3207400000	GLASS FRIT & OTH GLASS, IN FORM OF POWDER/FLAKES	KG	2,330	44,918
3208100000	PAINTS & VARNISHES,IN NONAQUEOUS MEDIUM,POLYESTERS	L	10,895	40,385
3208200000	PAINTS & VARNISHES,NONAQUEUS,ACRYLIC/VINYL POLYMER	L	996,588	1,578,009
3208900000	PAINTS & VARNISHES,IN NONAQUEUS MEDIUM,NESOI	L	139,525	787,535
3209900000	PAINTS & VARNISHES,IN AN AQUEOUS MEDIUM, NESOI	L	4,845	35,000
3212900050	PIGMENTS,NONAQUEUS,OTH COLORING MAT,RETAIL,NESOI	KG	2,228	25,043
3213100000	ARTISTS' STUDENTS'COLORS ETC, COLORS IN SETS	X		5,000
3213900000	ARTISTS' STUDENTS'COLORS ETC, NESOI	PCS	116,960	100,000
3215110060	PRINTING INK, BLACK, NESOI	KG	42,469	85,071
3215190010	PRINTING INK,OTHER THAN BLACK, NEWS	KG	23,553	110,000
3215190020	PRINTING INK,OTHER THAN BLACK, FLEXOGRAPHIC	KG	642	29,448
3215190060	PRINTING INK, OTHER THAN BLACK, NESOI	KG	8	5,400
3215905000	INK,NESOI	KG	8,561	1,544,042
	ESSENTIAL OILS AND RESINOIDS; PERFUMERY, COSMETIC OR TOILET PREPARATIONS.....	TOTAL		443,087,525
3301130000	ESSENTIAL CITRUS FRUIT OILS OF LEMON	KG	27,000	277,760
3301190000	ESSENTIAL OILS OF CITRUS FRUIT, NESOI	KG	362	11,580
3301250060	ESSENTIAL OILS OF MINTS, NESOI	KG	52,313	207,000
3301300000	RESINOIDS	KG	1,480	37,087
3302100000	MIXTURES ODORIFEROUS SUBSTANCE USE FOOD/ DRINK IND	KG	1,668	9,173
3302900010	PERFUME OIL BLENDS, PROD USE FINISHED PERFUME BASE	KG	16,859	185,156
3302900050	ODORIFEROUS SUBSTANCE USE AS RAW MATER IND, NESOI	KG	24,608	843,423
3303000000	PERFUMES AND TOILET WATERS	KG	3,985,113	64,985,552
3304100000	LIP MAKE-UP PREPARATIONS	X		2,389,120
3304200000	EYE MAKE-UP PREPARATIONS	X		476,457
3304300000	MANICURE OR PEDICURE PREPARATIONS	X		33,621
3304910010	ROUGES	X		56,000
3304910050	MAKE-UP POWDER, WHETHER/NT COMPRESSED, NESOI	X		7,350,671
3304991000	PETROLEUM JELLY PUT UP FOR RETAIL SALE	X		3,778
3304995000	BEAUTY & SKIN CARE PREPARATION, NESOI	X		115,404,578
3305100000	SHAMPOOS	X		19,809,017
3305900000	PREPARATIONS FOR USE ON THE HAIR, NESOI	KG	6,566,906	49,504,046

TABLE - 4 SHIPMENTS OF MERCHANDISE FROM PUERTO RICO TO THE UNITED STATES,
BY COMMODITY: FISCAL YEAR 2001

COMM CODE	DESCRIPTION	UNIT	QUANTITY	VALUE - $
3306100000	DENTIFRICES	X		56,495,024
3306900000	PREPARATIONS FOR ORAL/DENTAL HYGIENE, NESOI	KG	4,245,702	30,883,226
3307100000	PRE-SHAVE, SHAVING OR AFTER-SHAVE PREPARATIONS	X		8,978,295
3307200000	PERSONAL DEODORANTS AND ANTIPERSPIRANTS	X		475,489
3307300000	PERFUMED BATH SALTS AND OTHER BATH PREPARATIONS	KG	110,775	418,429
3307410000	ODORIFEROUS PREPARATIONS WHICH OPERATE BY BURNING	X		700,900
3307490000	PREPARATIONS FOR PERFUMING/DEODORIZING ROOMS	KG	54,898	660,128
3307900000	PERFUMERY, COSMETIC OR TOILET PREPARATIONS, NESOI	X		82,892,015
	SOAP, ORGANIC SURFACE-ACTIVE AGENTS, WASHING PREPARATIONS, LUBRICATING PREPARATIONS, ARTIFICIAL WAXES, PREPARED WAXES, POLISHING OR SCOURING PREPARATIONS, CANDLES AND SIMILAR ARTICLES , MODELING PASTES, DENTAL WAXES AND DENTAL PREPARATIONS WITH A BASIS OF PLASTER.....	TOTAL		15,773,816
3401110000	SOAP & OTH ORGANIC SURF ACT PROD, TOILET USE, BARS	KG	44,893	282,902
3401200000	SOAP IN OTHER FORMS	KG	270,439	960,424
3402110000	SOAP & OTH ORGN SURF-ACT PROD NOT TOILET USE, BARS	KG	27,633	532,541
3402120000	CATIONIC ORGANIC SURFACE-ACTIVE AGENTS	KG	19,813	16,800
3402130000	NONIONIC ORGANIC SURFACE-ACTIVE AGENTS	KG	6,531	19,890
3402195000	ORGANIC SURF ACT AGENTS, OTHER, NOT AROMATIC	KG	45,287	65,357
3402201000	PREP FOR RETAIL SALE,CONT AROMATIC SURF ACT AGENT	KG	6,676,713	5,457,385
3402205000	PREP FOR RETAIL SALE,NOT CONT AROMATIC SURF ACT AG	KG	119,751	513,085
3402901000	SYNTHETIC DETERGENTS	KG	305,831	432,864
3402903000	SURFACE-ACTIVE PREP, AROMATIC OR MODIFIED AROMATIC	KG	86,400	39,240
3402905010	CLEANING PREPARATIONS	KG	408,831	387,642
3402905030	CLEANING PREPARATIONS	KG	78,895	127,119
3402905050	SURFACE-ACT PREP, NOT AROMATIC,NOT MODIFIED AROM	KG	14,742	31,000
3403111000	PREPS, TREATMENT OF TEXT MATERIALS,CONT PETROLEUM	KG	4	5,019
3405200000	POLISHES,CREAMS AND SIMILAR PREPS FOR WOOD	X		21,500
3405400000	SCOURING PASTES AND POWDERS AND OTHER SCOURING PRP	KG	2,144,371	6,746,262
3405900000	POLISHES AND CREAMS ETC, NESOI	X		123,379
3406000000	CANDLES, TAPERS AND THE LIKE	KG	1,395	11,407
	ALBUMINOIDAL SUBSTANCES;MODIFIED STARCHES; GLUES; ENZYMES.....	TOTAL	2,506,084	41,901,000
3504001000	PROTEIN ISOLATES	KG	8,281	1,233,539
3504005000	PEPTONES, PROTEIN SUBSTANCES, & HIDE POWDER, NESOI	KG	245	43,640
3505100020	DEXTRINS, NESOI	KG	4,173	9,076
3505100092	MODIFIED STARCHES, NESOI	KG	244,248	140,000
3505200000	GLUES BASED ON STARCHES	KG	1,553	3,657
3506100000	PROD USE AS GLUE/ADHESIVE, FOR SALE, NT WT <= 1 KG	KG	1,778,929	37,948,160
3506910000	ADHESIVES BASED ON RUBBER, FOR SALE, NET WT <=1 KG	KG	130,630	1,198,534
3506990000	ADHESIVES, FOR RETAIL SALE, NET WT <=1 KG NESOI	KG	328,173	1,116,563
3507907000	ENZYMES AND PREPARED ENZYMES, NESOI	KG	9,852	207,831
	EXPLOSIVES; PYROTECHNIC PRODUCTS; MATCHES; PYROPHORIC ALLOYS; CERTAIN COMBUSTIBLE PREPARATIONS.....	TOTAL		57,581
3602000030	DYNAMITE IN CARTRIDGES SUITABLE FOR BLASTING	KG	2,674	22,192
3602000060	PREPARED EXPLOSIVES, EXC PROPELLANT POWDERS, NESOI	KG	2,522	24,700
3606100000	LIQUID FUEL IN CONT FOR LIGHTERS NT EXCEED 300 CM3	NO	8,455	10,689
	PHOTOGRAPHIC OR CINEMATOGRAPHIC GOODS.....	TOTAL		3,187,547
3701100030	XRAY FILM FOR MEDICAL, OTHER THAN DENTAL IN FLAT	M2	125	8,680
3701100060	XRAY FILM, EXCEPT MEDICAL & DENTAL IN THE FLAT	M2	18,848	349,595
3701200000	INSTANT PRINT FILM	NO	55,000	175,086
3701300000	OTH PLATES & FILM, WITH ANY SIDE EXCEEDING 255 MM	M2	65,602	169,806
3701910000	PHOTO PLATES & FILM FOR COLOR PHOTOGRAPHY, FLAT	X		13,770

TABLE - 4 SHIPMENTS OF MERCHANDISE FROM PUERTO RICO TO THE UNITED STATES,
BY COMMODITY: FISCAL YEAR 2001

COMM CODE	DESCRIPTION	UNIT	QUANTITY	VALUE - $
3702100030	X-RAY FILM IN ROLLS FOR MEDICAL, OTHER THAN DENTAL	M2	5,244	121,661
3702100060	X-RAY FILM IN ROLLS, EXCEPT FOR MEDICAL & DENTAL	M2	15,789	95,235
3702200000	INSTANT PRINT FILM IN ROLLS	M2	64,760	70,928
3702420000	OTH FLM,W/O PERFORATIONS,OV 610MM& OV200MM EXC CLR	M2	8,016	24,000
3702510000	FLM, CLR PHOTO,NT OV 16MM & NT OV 14M IN LENGTH	NO	111,793	94,797
3702530000	OTH FLM,CLR PHOTO,OV 16MM,NT OV 35MM& NT OV30M,SLD	NO	16,281	13,806
3702540000	OTH FLM,CLR PHOTO,OV 16MM,NT OV 35MM&<=30MM,EX,SLD	NO	499,340	1,740,095
3702560060	FLM, CLR PHOTO, OVER 35MM, EXC MOTION PICTURE FILM	M2	3,415	10,000
3702930000	FILM, COLOR PHOTO,OV 16MM,NT OV35MM,NT OV 30 M	NO	54,882	88,470
3703103090	SLVR HALIDE PAPER, LINE REPRODUCT,ROLLS OV 610MM	M2	13	5,000
3703906000	PHOTO PAPER,PAPERBOARD&TEXT SENSITIZE, UNEXP,NESOI	M2	2,063	4,230
3705900000	PHOTO PLATES & FILM, EXPOS & DEVL, NESOI	X		10,000
3706103000	SOUND RECORDING,MOTION PICT FLM,FOR EXHIBIT,> 35MM	M	260,355	165,992
3706900000	OTH MOTION-PICTURE FILM, EXPOS & DEVLP, < 35 MM	M	23,571	21,500
3707900000	CHEM PREP,PHOTO USE, MEAS/RTL SALE, NESOI	KG	11	4,896
	MISCELLANEOUS CHEMICAL PRODUCTS.....	TOTAL	25,854,860	601,071,501
3801100000	ARTIFICAL GRAPHITE	KG	7,258	8,190
3801200000	COLLOIDAL OR SEMI-COLLOIDAL GRAPHITE	KG	565,488	187,000
3802100000	ACTIVATED CARBON	KG	18,543	28,166
3802905000	ANIMAL BLACK, INCLUDING SPENT ANIMAL BLACK, NESOI	KG	6,759	89,625
3806900000	RUN GUMS, NESOI	KG	5,333	18,500
3808100000	INSECTICIDES	KG	21,700	1,360,953
3808200000	FUNGICIDES	KG	2,964	73,335
3808300000	HERBICIDES, ANTISPROUTING PRODUCTS & PLT-GRWTH REG	KG	1,087,101	106,433,718
3808400000	DISINFECTANTS	KG	49,452	4,588,800
3808900000	RODENTICIDES AND SIMILAR PRODUCTS, FOR RETAIL SALE	KG	4,943	63,389
3809100000	FINISHING AGENTS & DYE CARRIER OF AMYLACEOUS SUBST	KG	6,337	15,751
3811210000	ADDITIVE FOR LUB OIL CONT PETRO/BITUMINOUS MINRL	KG	7,743,995	2,711,586
3812200000	COMPOUND PLASTICIZERS FOR RUBBER OR PLASTICS	KG	2,967	4,590
3813000000	PREP & CHGS FOR FIRE-EXTINGUISHERS ETC	KG	9,203	228,976
3814000000	ORGANIC COMPOSITE SOLVENTS & THINNERS, NESOI	KG	180,026	441,031
3815190000	SUPPORTED CATALYSTS, NESOI	KG	4,028	19,052
3815900000	REACTION INITIATORS & ACCELERATORS, ETC, NESOI	KG	10,446	8,729
3817100000	MIXED ALKYLBENZENES	KG	18,144	60,000
3818000000	CHEM ELEM DOPED, USED IN ELECTRON, DISCS WAFERS ET	KG	43,274	237,028
3819000000	HYDRAULIC BRAKE FLUIDS/LIQ FOR HYDRAULIC TRANS ETC	KG	16,729	192,764
3820000000	ANTIFREEZING PREP & PREPARED DEICING FLUIDS	KG	42,337	56,517
3821000000	PREPARED CULTURA MEDIA FOR DEVEL OF MICROORGANISMS	KG	151	31,729
3822000000	COMPOSITE DIAGNOSTIC/LAB REAGENTS, EXC 3002/3006	KG	9,987,543	461,771,155
3823706000	INDUSTRIAL FATTY ALCOHOLS, NESOI	KG	31,386	90,530
3824100000	PREPARED BINDERS FOR FOUNDRY MOLDS OR CORES	KG	7,950	236,100
3824600000	SORBITOL OTHER THAN THAT OF SUBHEADING 2905.44	KG	46,118	59,200
3824904000	FATTY SUBST OF ANIMAL/VEGETABLE ORGIN MIXTURES	KG	4,076	17,986
3824909040	MIXTURES, ACYCLIC, MONOHYDRIC, UNSUBST ALCH, NESOI	KG	5,519,226	20,015,453
3824909060	CHEM PRODUCTS & PREP OF CHEM/ALLIED INDUSTRY,NESOI	KG	411,383	2,021,648
	PLASTICS AND ARTICLES THEREOF; RUBBER AND ARTICLES THEREOF.....	TOTAL		107,690,658
	PLASTICS AND ARTICLES THEREOF.....	TOTAL		83,542,184
3901100020	LOW DENSITY POLYETHYLENE,EXCEPT LINEAR,SP GR <0.94	KG	13,842	10,937
3901200000	POLYETHYLENE HAVING A SPEC GRAVITY OF 0.94 OR MORE	KG	134,206	63,058
3901905500	ETHYLENE COPLOYMERS	KG	57,934	24,757
3902100000	POLYPROPYLENE	KG	98,407	64,512
3902300000	PROPYLENE COPOLYMERS	KG	49,326	59,233
3903190000	POLYSTYRENE,NESOI	KG	160	3,067
3903900000	POLYMERS OF STYRENE, IN PRIMARY FORMS, NESOI	KG	26,744	18,233
3904100000	POLYVINYL CHLORIDE,NOT MIXED WITH ANY OTH SUBSTANC	KG	39,644	22,780
3904610000	POLYTETRAFLUOROETHYLENE (PTFE)	KG	10,236	566,784
3904695000	OTHER FLUORO-POLYMERS,EXCEPT ELASTOMERIC	KG	3,357	4,780
3905120000	POLYMERS OF VINYL ACETATE,IN AQUEOUS DISPERSION	KG	128,069	69,928
3905290000	VINYL ACETATE COPOLYMERS, NESOI	KG	7,435	3,355
3905911000	COPOLYMERS: CONT BY WT >=50% DER VINYL ACETATE	KG	163,878	163,456

TABLE - 4 SHIPMENTS OF MERCHANDISE FROM PUERTO RICO TO THE UNITED STATES,
BY COMMODITY: FISCAL YEAR 2001

COMM CODE	DESCRIPTION	UNIT	QUANTITY	VALUE - $
3905915000	OTHR VINYL COPOLYMERS, NESOI	KG	26,096	26,151
3905998000	OTHER VINYL POLYMERS IN PRIMARY FORMS,NESOI	KG	45,102	45,864
3906100000	POLYMETHYL METHACRYLATE	KG	38,206	36,560
3906906000	OTHER ACRYLIC POLYMERS IN PRIMARY FORMS,NESOI	KG	417,455	451,785
3907200000	OTHER POLYETHERS	KG	19,173	15,806
3907300000	EPOXIDE RESINS	KG	93	17,456
3907910000	OTHER POLYESTERS, UNSATURATED	KG	69,377	480,013
3907990000	OTHER POLYESTERS, SATURATED	KG	22,453	117,810
3908100000	POLYAMIDE-6,-11,-12,-6,6,-6,9,-6,10 OR -6,12	KG	50,340	269,453
3909100000	UREA RESINS,THIOUREA RESINS	KG	14,486	59,566
3909300000	OTHER AMINO-RESINS	KG	126,394	51,741
3909501000	POLYURETHANES,ELASTOMERIC	KG	23,809	8,529
3909506000	POLYURETHANES, EXCEPT ELASTOMERIC	KG	134,212	524,820
3910000000	SILICONES IN PRIMARY FORMS	KG	20,831	46,094
3911100000	PETROLEUM RESINS,COUMARONE RESINS,ETC,POLYTERPENES	KG	60,727	109,542
3911901000	OTHER ELASTOMERIC RESINS NESOI	KG	47,675	34,260
3911906000	POLYSULFIDES,POLYSULFONES, & OTH PROD, NESOI	KG	19,958	162,001
3912110000	CELLULOSE ACETATES,NONPLASTICIZED	KG	39,677	200,095
3912120000	CELLULOSE ACETATES,PLASTICIZED	KG	9,054	128,005
3912390000	CELLULOSE ETHERS,NESOI	KG	24,877	97,962
3912900000	CELLULOSE & ITS CHEMICAL DERIV,PRIMARY FORMS,NESOI	KG	1,686	14,075
3913901000	CHEMICAL DERIVATIVES OF NATURAL RUBBER	KG	646	8,560
3913908000	NATURAL POLYMERS & MODIF NAT POLYMRS,PRIM FM,NESOI	KG	423	35,180
3915100000	WASTE,PARING,SCRAP,OF PLAST,OF POLYMRS OF ETHYLENE	KG	428,731	207,880
3915200000	WASTE,PARING,SCRAP,OF PLAST,OF POLYMRS OF STYRENE	KG	276,973	193,661
3915300000	WASTE,PARINGS,SCRAP,OF PLAS,OF POLYMRS VINL CHLORI	KG	184,677	105,335
3915900010	OF POLYETHYLENE TEREPHTHALATE (PET) PLASTICS	KG	270,500	130,086
3915900090	OTHER PLASTICS OTHER THAN PET PLASTICS	KG	341,305	441,804
3916100000	RODS,STICKS & PROFILE SHAPE,OF POLYMRS OF ETHYLENE	KG	1,205	4,190
3916901000	RODS,STICKS,& PROFILE SHAPES,OF ACRYLIC POLYMERS	KG	309,187	904,274
3916906000	MONOFILAMENTS,CROSS-SECTION >1MM,ROD, ETC, NESOI	KG	63,430	201,108
3917100000	ART GUTS, SAUSAGE CASING, HARDEN PROTEIN/CELLULOS	KG	8,939	27,097
3917230000	TUBES, PIPES & HOSES, OF POLYMER OF VINYL CHLORDIE	KG	343,746	456,694
3917320000	TUBES ETC, NT REINFORCED OR COMBINED, NESOI	KG	8,231	394,435
3917330000	TUBES,PIPES & HOSES,NOT RIGID,NOT REINF,WITH FIT	KG	10,886	27,779
3917390000	TUBES, PIPES & HOSES, NESOI	KG	415,290	356,323
3917400000	FITTINGS FOR TUBES,PIPES & HOSES,OF PLASTIC	KG	1,687,049	4,759,533
3918101000	VINYL TILE, WHETHER OR NOT SELF-ADHESIVE	M2	70,982	267,000
3919101000	SELF-ADHES PLATES,ETC,ROLS <=20CM,LIGT REF,GLAS GR	X		117,100
3919102055	SELF-ADHS PLATE,SHEET,TAPE,ETC,PLTS,RL<=20CM,NESOI	M2	51,674	19,408
3919905030	ELECTRICAL TAPE OF PLASTICS	M2	233,457	896,781
3919905060	SELF-ADHS PLATE,SHEET,TAPE,ETC, OF PLASTICS,NESOI	M2	180,000	32,400
3920100000	PLATES,SHEETS,ETC,NONCELL, NOT REINF,POLM ETHYLENE	KG	67,592	171,391
3920200000	PLATES,SHEETS,ETC,NONCELL, NOT REIN,POLM PROPYLENE	KG	40,379	97,033
3920410000	PLATES,SHEETS,ETC,NONCELL,NT REIN,POLM VY CHL,RIGD	KG	27,505	106,220
3920420000	PLATES,SHEETS,ETC,NONCELL,NT REIN,POLM VY CHL,FLEX	KG	25,104	91,758
3920610000	PLATES,ETC,NONCEL,N REIN,OF POLYCARBONATES	KG	73,328	352,151
3920630000	PLATE,ETC,NONCELL,NT REIN, UNSATURATED POLYESTERS	KG	2,093	7,692
3920790000	PLATE,ETC,NONCELL,NT REIN, CELLULOSE DERIVATIVES	KG	5,117	10,557
3920920000	PLATES,ETS,NONCEL,N REIN,OF POLYAMIDES	KG	38,519	14,643
3920990000	PLATES,FOIL,NONCELL, NT REIN,OF OTH PLASTIC, NESOI	KG	1,410,703	1,583,121
3921110000	PLATES,SHEETS,FILM,FOIL,STRIP,CELL,PLYM OF STYRENE	KG	5,715	145,000
3921120000	PLATES,SHEETS,ETC, & STRIP,CELL,PLYM VINYL CHLORID	M2	43,276	86,551
3921130000	PLATES,SHEETS,ETC, & STRIP,CELL OF POLYURETHANES	X		29,806
3921190000	PLATES,SHEETS,FILM,FOIL & STRIP,CELL,OF OTH PLAST	KG	53,467	295,882
3921901000	PLATES,SHEETS,ETC & STRIP,EXC CELL,COMBINED W TEXT	M2	168,039	510,002
3921904000	PLATES,SHEETS,ETC,PLAS,EX CELL,FLEXIBLE,NESOI	KG	20,877	138,690
3921905050	PLATES,SHEETS,ETC,PLAS,EX CELL,EX FLEX,NESOI	M2	35,195	65,032
3922900000	BIDETS,LAVATORY PANS,SIMILR SANITARY WARE,PLASTIC	X		6,600
3923100000	BOXES,CASES,CRATES & SIMILAR ARTICLES,OF PLASTIC	X		3,182,157
3923210000	SACKS & BAGS(INCL CONES) OF POLYMERS OF ETHYLENE	KG	51,559	332,113
3923290000	SACKS & BAGS(INCLUDING CONES) OF OTHER PLASTICS	KG	1,593,862	2,159,986
3923300000	CARBOXS,BOTTLES,FLASKS & SIMILAR ARTICLES,OF PLAST	X		13,591,191
3923400000	SPOOLS, COPS, BOBBINS & SIMILAR SUPPORTS, PLASTICS	X		64,920
3923500000	STOPPERS,LIDS,CAPS,& OTHER CLOSURES,OF PLASTIC	X		1,824,859
3923900000	ART FOR CONVEYING OR PACKING OF GOODS,PLAST,NESOI	X		3,942,028

TABLE - 4 SHIPMENTS OF MERCHANDISE FROM PUERTO RICO TO THE UNITED STATES,
BY COMMODITY: FISCAL YEAR 2001

COMM CODE	DESCRIPTION	UNIT	QUANTITY	VALUE - $
3924100000	TABLEWARE AND KITCHENWARE OF PLASTICS	X		169,036
3924901000	CURTAINS,NAPKINS,TABLE COVERS,MATS, OF PLASTICS	X		180,091
3924905500	HOUSEHOLD ARTICLES & TOILET ARTICLES,OF PLAST,NESO	X		1,685,784
3925200090	WINDOWS & THEIR FRAMES &THRESHLDS FOR DOOR OF PLAS	KG	2,418	26,009
3925305000	SHUTTERS & SIMILR ARTICLES & PARTS,OF PLAST,NESOI	X		7,506
3925900000	BUILDERS' WARE OF PLASTICS,NESOI	X		37,854
3926100000	OFFICE OR SCHOOL SUPPLIES OF PLASTIC	X		220,713
3926201010	GLOVES,SEAMLESS,SURGICAL & MEDICAL,OF PLASTIC	DPR	1,030	9,547
3926201060	GLOVES SEAMLESS,EXCEPT SURGICAL/MEDICAL, PLASTIC	DPR	6,778	104,787
3926204000	GLOVES,OF PLASTIC,NESOI	DPR	5,884	53,037
3926205000	ART OF APPAREL & CLOTHING ACCESSORIES,PLAST, NESOI	DOZ	16,535	491,178
3926305000	FITTINGS FOR FURNITURE,COACHWORK,ETC,PLASTIC,NESOI	KG	622	21,006
3926400000	STATUETTES & OTHER ORNAMENTAL ARTICLES,OF PLASTIC	X		7,152
3926901000	BUCKETS & PAILS,OF PLASTIC	NO	7,679,306	5,588,612
3926901500	NURSING NIPPLES & PACIFIERS	GRS	17,513	171,625
3926902000	ICE BAGS,DOUCHE BAGS,ETC, & FITTINGS THEREFOR	X		18,377,850
3926902500	HANDLES & KNOBS,OF PLASTIC,NESOI	KG	8,699	63,979
3926903000	PARTS FOR YACHTS OR PLEASURE BOATS,ETC	X		29,565
3926903300	HANDBAGS OF BEADS,BUGLES & SPANGLES	NO	1,943	10,500
3926905500	BELTING & BELTS,FOR MACH,CONT TEXT FBR,V-BELTS	KG	1,978	26,000
3926906000	BELTING & BELTS FOR MACHINERY,NESOI	KG	1,255	26,635
3926908700	FLEX PLAS DOCUMENT BINDERS,WITH TABS,ROLLED/FLAT	X		24,275
3926909810	LABORATORY WARE	X		8,162,471
3926909830	OTH ART OF PLASTIC & OTH MAT,HDG 3901-3914,LADDERS	NO	2	5,000
3926909885	OTH ART OF PLASTIC & OTH MAT, HDG 3901-3914,NESOI	X		5,673,493
	RUBBER AND ARTICLES THEREOF.....	TOTAL		24,148,474
4002110000	LATEX OF (SBR); (XSBR)	KG	676,546	749,000
4002700000	ETHYLENE-PROPYLENE-NONCONJUGATED DIENE RUBBER	KG	36,282	22,480
4004000000	WASTE OF RUB, EXC HD RUB, & POWDER OBTAIN THEREOF	KG	54	4,000
4008210000	PLATES OF VULCANIZED RUB, OF NONCELLULAR RUBBER	KG	103,506	5,340,000
4009100000	PIPE, NT REINFORCED/COMBINE W/MATERIAL, W/O FITTIN	KG	5,806	26,450
4009200000	PIPE, REINFORCED/COMBINE W/METAL ONLY, W/O FITTING	KG	22	5,800
4009300000	PIPE, REINFORCED/COMBINE W/ TEXTILES, W/O FITTINGS	KG	1	5,520
4011101000	RADIAL TIRES OF A KIND USED ON MOTOR CARS	NO	3,766	185,000
4011105000	PNEUMATIC TIRE, EXC RADIAL, USE MOTOR CARS, NESOI	NO	7,780	167,375
4011201025	RADIAL TIRE, USE BUS/TRUCK, RIM >=40.6 CM DIAMETER	NO	267	48,000
4011300000	NEW PNEUMATIC TIRES, OF RUBBER, USED ON AIRCRAFT	NO	3	16,560
4011911000	NEW TIRE, HERRING-BONE, FOR TRACTOR IN 8701.90.10	NO	36	2,600
4012106000	RETREAD TIRE, RUB, EXC ON-THE-HWY TRK & BUS, NESOI	NO	1	5,853
4012200000	USED PNEUMATIC TIRES OF RUBBER	NO	9,296	131,750
4013100010	INNER TUBES, OF RUBBER, USED ON MOTOR CARS	NO	8,994	88,560
4014905000	HYGENIC ARTICLE, EXC NURSING NIPPLES, NESOI	X		5,882,289
4015110000	SURGICAL & MED GLOVE, VULCANIZE RUBBER, NESOI	DPR	23,997	83,540
4015190000	GLOVES, EXCEPT SURGICAL AND MEDICAL GLOVES, NESOI	DPR	52,399	907,192
4015900000	ARTICLE OF APPAREL, EXC GLOVE, VULCANIZE RUB,NESOI	X		517,422
4016100000	OTHER ARTICLE OF VULCANIZED RUB, OF CELLULAR RUB	X		5,000
4016910000	FLOOR COVERING & MAT, VULCANIZE RUB, EXC HARD RUB	X		3,910
4016930000	GASKET, WASHERS & OTHER SEALS, OF VULCANIZED RUB	X		971,208
4016995010	MECHANIC ARTICLE FOR MOTOR VEHICLE, VULCANIZED RUB	X		481,904
4016996000	OTHER ARTICLES VULCANIZED RUB, EXC HD RUB, NESOI	X		8,482,287
4017000000	HARD RUB IN ALL FORMS; ARTICLES OF HARD RUBBER	X		14,774
	RAW HIDES AND SKINS, LEATHER, FURSKINS AND ARTICLES THEREOF; SADDLERY AND HARNESS; TRAVEL GOODS, HANDBAGS AND SIMILAR CONTAINERS; ARTICLES OF ANIMAL GUT(OTHER THAN SILKWORM GUT).....	TOTAL		105,450,351
	RAW HIDES AND SKINS(OTHER THAN FURSKINS) AND LEATHER.....	TOTAL		2,340,750
4101100000	BOV HIDES WHOLE NOV 8KG DRD/10KG DRY-SALT/14 KG FR	PCS	653	28,000
4101210020	CATTLE HIDES, WHOLE, FRESH OR WET-SALTED	PCS	2,832	102,500

TABLE - 4 SHIPMENTS OF MERCHANDISE FROM PUERTO RICO TO THE UNITED STATES,
BY COMMODITY: FISCAL YEAR 2001

COMM CODE	DESCRIPTION	UNIT	QUANTITY	VALUE - $
4102210000	SHEEP/LAMB SKINS WITHOUT WOOL ON PICKLED W/N SPLIT	PCS	156,393	636,618
4103900095	HIDES/SKINS NESOI FRESH, SALTED ETC NOT TANNED	X		47,481
4104210000	BOVINE LEATHER WITHOUT HAIR ON VEGETABLE PRETANNED	M2	8,657	19,479
4104299080	BOVINE LEA NESOI/EQUINE TANNED ETC NT FUTHR PREPRD	KG	36,463	978,947
4104315020	BOVINE NESOI/EQUINE UPPER LEATHER, FULL GRAINS	M2	1,509	33,207
4104318000	BOVINE/EQUINE LEATHR FANCY FULL/SPLIT GRAINS NESOI	M2	8,367	42,300
4106200000	GOAT, KIDSKIN LEATHER NO HAIR PARCHMNT-DRSS/PREPRD	M2	84,502	447,018
4107900000	LEATHER OF OTHER ANIMALS, WITHOUT HAIR ON, NESOI	M2	213	5,200
	ARTICLES OF LEATHER; SADDLERY AND HARNESS; TRAVEL GOODS, HANDBAGS AND SIMILAR CONTAINERS; ARTICLES OF ANIMAL GUT (OTHER THAN SILKWORM GUT).....TOTAL	TOTAL		95,131,284
4201003000	DOG LEASHES,COLLARS,MUZZLES,HARNESSES ETC FOR DOGS	X		178,616
4201006000	SADDLERY & HARNESSES ETC FOR ANY ANIMAL, NESOI	X		146,916
4202110000	TRUNKS, SUITCASES,ETC,SURFACE COMPS/PATENT LEATHER	NO	15,888	134,901
4202120000	TRUNKS, SUITCASES,ETC,SURFACE PLASTIC/TEXT MATERLS	NO	590,936	3,785,576
4202210000	HANDBAGS, SURFACE OF COMPOSITION/PATENT LEATHER	NO	1,889,604	49,261,529
4202220000	HANDBAGS, SURFACE OF PLASTIC SHEET/TEXT MATERIALS	NO	500	2,944
4202290000	HANDBAGS,NESOI	NO	4,238	99,860
4202310000	ARTICLES FOR POCKET OR HANDBAG,COMP/PATENT LEATHER	NO	358,186	9,256,433
4202320000	ARTICLES FOR POCKET/HANDBAG, PLASTIC/TEXT MATERIAL	NO	48,768	475,690
4202390000	ARTICLES FOR POCKET OR HANDBAG,NESOI	NO	94,377	734,173
4202910010	GOLF BAGS,OUTER SURFACE LEATHER	NO	1,836	13,500
4202910040	OTHER BAGS, OUTER SURFACE COMPS/PATENT LEATH,NESOI	NO	1,023	19,911
4202927000	CONTAINERS NESOI W OUTER SURFACE PLSTIC/TEXT MTRLS	NO	56,235	970,593
4202990000	CASES, BAGS & CONT, OTHER OF MATR/COVERINGS,NESOI	NO	619,025	15,939,326
4203100090	ARTICLES OF APPAREL, NESOI	NO	751,077	13,541,772
4203300000	BELTS & BANDOLIERS WITH OR WITHOUT BUCKLES	X		8,752
4203400000	OTH CLOTHING ACCESSORIES, LEATHER/COMPOS LEATHER	X		175,436
4204000000	ARTICLES OF LEATHER USED IN MACHINERY/MECH APPLIAN	X		15,000
4205000000	ARTICLES OF LEATHER, NESOI	X		363,516
4206900000	OTH ART OF GUT,OF GOLDBEATERS SKIN,BLADDERS,TENDON	X		6,840
	FURSKINS AND ARTIFICIAL FUR; MANUFACTURES THEREOF.....	TOTAL		7,978,317
4301100000	MINK FURSKINS, RAW, WHOLE	NO	660	21,093
4301400000	BEAVER FURSKINS, RAW, WHOLE	NO	1,507	30,226
4303100030	MINK FURSKIN ARTICLES, APPAREL, CLOTHING ACCESSORY	NO	22,376	128,844
4303100060	FURSKIN ARTICLE APPAREL CLOTHING ACCESSORIES NESOI	NO	112,962	970,411
4303900000	ARTICLES OF FURSKINS, NESOI	X		6,827,743
	WOOD AND ARTICLES OF WOOD;WOOD CHARCOAL; CORK AND ARTICLES OF CORK; MANUFACTURES OF STRAW, OF ESPARTO OR OF OTHER PLAITING MATERIALS;BASKETWARE AND WICKERWORK.....	TOTAL		4,229,270
	WOOD AND ARTICLES OF WOOD; WOOD CHARCOAL.....	TOTAL		3,429,147
4401300000	SAWDUST AND WOOD WASTE AND SCRAP	KG	6,001	3,000
4407100002	WOOD SWN LGTHWSE TRTD OV 6MM CONIF EX FINGER-JOINT	M3	356,346	233,841
4410190020	PARTICLE BOARD OF WOOD	M3	2	2,948
4411110000	FIBERBD LIGNEOUS OV.8G/CM3 NOT MECHANICALLY WORKED	M3	480	132,064
4411990000	FIBERBOARD, WOOD, OTHER LIGNEOUS MATERIALS, NESOI	M3	68	21,964
4414000000	WOODEN FRAMES PAINTINGS, PHOTOGRAPHS, MIRRORS, ETC	NO	2,730	40,900
4415100000	CASES/BOXES/CRATES/SIMLR PACKNGS, CABLE-DRUMS, WOO	NO	1,840	8,000
4415200000	PALLETS, BOX PALLETS AND OTHER LOAD BOARDS OF WOOD	NO	112,485	359,048
4417000000	TOOLS/TOOL & BROOM BODIES ETC SHOE LAST/TREES WOOD	X		149,661
4418200030	FLUSH DOORS, OF WOOD	NO	968	25,000
4418400000	FORMWORK (SHUTTERING) FOR CONCRETE CONSTRUCTN WOOD	X		81,269
4418904080	BUILDERS' JOINERY AND CARPENTRY OF WOOD, NESOI	X		415,313
4420100000	STATUETTES AND OTHER ORNAMENTS, OF WOOD	X		39,000

TABLE - 4 SHIPMENTS OF MERCHANDISE FROM PUERTO RICO TO THE UNITED STATES,
BY COMMODITY: FISCAL YEAR 2001

COMM CODE	DESCRIPTION	UNIT	QUANTITY	VALUE - $
4420907000	JEWELRY BOXES/SILVERWARE CHESTS/CIGAR BOX ETC WOOD	NO	33,965	106,214
4421100000	CLOTHES HANGERS, OF WOOD	X		1,636,422
4421902500	WOOD DOWEL PINS	M	110,603	12,700
4421904500	WOOD BLINDS, SHUTTERS, SCREENS AND SHADES	X		93,020
4421906500	TOOTHPICKS/SKEWERS ETC & SIMLR SMALL WARES OF WOOD	X		54,937
4421909850	ARTICLES OF WOOD, NESOI	X		13,846
	CORK AND ARTICLES OF CORK.....	TOTAL		700,409
4502000000	NATURAL CORK DEBACK/RGH SQD IN BLKS/SHEETS/STRIPS	KG	171,171	100,000
4504900000	AGGLOMERATED CORK & ARTICLES OF AGGLOM CORK, NESOI	X		600,409
	MANUFACTURES OF STRAW, OF ESPARTO OR OF OTHER PLAITING MATERIALS; BASKETWARE AND WICKERWORK.....	TOTAL		99,714
4601200000	MATS, MATTING AND SCREENS OF VEGETABLE MATERIALS	X		6,613
4601990000	PLAIT MAT'L EX VEG, PARALLEL STRANDS/WOVEN SHEETS	X		36,338
4602100000	BASKETWORK/OTHR ARTCLS VEG MATRLS NESOI INC LOOFAH	X		56,763
	PULP OF WOOD OR OF OTHER FIBROUS CELLULOSIC MATERIAL; WASTE AND SCRAP OF PAPER OR PAPERBOARD; PAPER AND PAPERBOARD AND ARTICLES THEREOF.....	TOTAL		53,490,868
	PULP OF WOOD OR OF OTHER FIBROUS CELLULOSIC MATERIAL;WASTE AND SCRAP OF PAPER OR PAPERBOARD.....	TOTAL	5,073	3,082,199
4707300040	WASTE/SCRAP PAPER, PAPERBD, MECHANICAL PULP, NESOI	T	4,783	3,042,599
4707900000	WASTE, SCRAP, INCL UNSORTED, PAPER, PAPERBD, NESOI	T	290	39,600
	PAPER AND PAPERBOARD; ARTICLES OF PAPER PULP, OF PAPER OR OF PAPERBOARD.....	TOTAL		43,433,145
4801000000	NEWSPRINT, IN ROLLS OR SHEETS	T	14	10,000
4802300000	CARBONIZING BASE PAPER, UNCOATED, ROLLS OR SHEETS	KG	6,986	24,127
4802400000	WALLPAPER BASE (HANGING PPR) UNCOATD, ROLLS/SHEETS	KG	19,615	129,650
4802521000	WRITING PPR UNCTD NOV 10% MECH 40-150G/M2 ROLL/SHT	KG	126,282	225,323
4802528000	PPR/PBRD UNCTD NOV 10% MECH NESOI 40-150G/M2 RL/SH	KG	40,162	26,000
4802602000	DRAWING PAPER UNCOATED OV 10% MECH FBRS ROLL/SHEET	KG	6,326	30,750
4803000000	TOILET ETC HSHLD/SANTRY STOCK PAPER IN ROLL/SHEETS	KG	346,666	891,665
4804394040	KRAFT WRAPPING PPR UNCTD NESOI BLCHD 150G/M2/LESS	KG	33,061	38,181
4804490000	OTH KRFT PPR/PPRBRD UNCTD BLCHD NESOI 151-224G/M2	KG	19,715	53,628
4805230020	FLDNG CARTN BRD UNCT NESOI MULTIPLY 2 OUTR LYR BLC	KG	11,937	5,000
4805290020	FOLDNG CARTON BRD UNCTD NESOI MULTIPLY UNBLCHD RLL	KG	1,452	19,034
4805290040	PPR/PPRBRD UNCTD NESOI MULTIPLY UNBLCHD, ROLL/SHTS	KG	13,179	8,948
4805604000	WRAPPING PPR EX KRAFT, UNCTD 150G/M2/LESS ROLL/SHT	KG	17,002	22,323
4805704040	LINERBRD EX KRF <80% CHEM SULFATE WDPL 151-224G/M2	KG	211,296	226,617
4805805000	PPR/PBRD EX KRAFT UNCTD NESOI 225G/M2 > ROLLS/SHTS	KG	15,616	21,588
4806100000	VEGETABLE PARCHMENT PAPER, IN ROLLS OR SHEETS	KG	8,023	26,528
4806300000	TRACING PAPERS IN ROLLS OR SHEETS	KG	140,190	158,763
4808100000	CORRUGATED PPR/PBRD, W/N PERFORATED NESOI ROLL/SHT	KG	65,478	216,223
4808900000	PAPER/PBOARD NESOI EMBOSSED OR PERFORATED ROLL/SHT	KG	96,897	1,797,505
4809100000	CARBON/SIMILAR COPYING PAPERS IN ROLLS OR SHEETS	KG	17,963	37,728
4809900000	COPYING/TRANSFER PAPER COATD/IMPREGNTD ROLL/SHEETS	KG	391	10,475
4810114000	PPR/PBRD WRITNG ETC NESOI CLAY CTD NOV 150G/M2 ETC	KG	20,630	157,589
4810210000	PAPER, LIGHT-WGH COATED WRITING ETC OVER 10% MECH	KG	15,876	3,500
4810290000	PPR/PBRD EX LIT-WGH WRITNG ETC CLAY CTD OV 10% MEC	KG	242,503	192,366
4810310060	KRFT PPR/PBRD CLAY CTD BLCH NESOI 150G/M2/LESS RLS	KG	41,421	40,000
4811100000	PPR/PBR COATD/IMPREG WTH TAR BITUMEN/ASPHALT NESOI	KG	22,000	25,000
4811290000	PPR/PBRD, GUMMED OR ADHESIVE, NESOI, ROLLS/SHEETS	KG	30,989	95,364
4811312010	BASE STCK MLK CRTN/BEV CNT, CTD IMPRG COV PLASTICS	KG	2,676	6,000
4811312020	FLDNG CRTN STCK COATD ETC PLASTICS BLCH .3MM> THCK	KG	87,490	65,000
4811312030	BASE STCK FR TRAYS ETC CTD/IMPG/COV PLASTIC .3MM>T	KG	907	6,000
4811392000	PRINTING PPR CTD/IMPG/COV PLASTIC W/N BLC 150G/M2<	KG	10,268	20,474

TABLE - 4 SHIPMENTS OF MERCHANDISE FROM PUERTO RICO TO THE UNITED STATES,
BY COMMODITY: FISCAL YEAR 2001

COMM CODE	DESCRIPTION	UNIT	QUANTITY	VALUE - $
4811394020	FLDNG CRTN STCK CTD/IMPG/COV PLASTIC 150G/M2<, RLL	KG	47,451	129,503
4811400000	PPR/PBRD CTD/IMPG/COV WTH WAX/STEARIN ETC RLL/SHTS	KG	9,098	16,832
4812000000	FILTER BLOCKS, SLABS AND PLATES, OF PAPER PULP	KG	1,207,127	408,494
4813900000	CIGARETTE PAPER, WHETHER OR NOT CUT TO SIZE, NESOI	KG	24,062	49,121
4815000000	FLOOR COVERINGS, PPR/PPRBOARD BASE, W/N CUT TO SZ	KG	2,582	9,682
4816100000	CARBON & SIMLR COPYING PAPERS, CUT TO SIZE/SHAPE	KG	1,578	4,000
4816900000	TRANSFER PPRS CUT TO SIZE/SHAPE & PPR OFFSET PLATE	KG	13,949	25,000
4817100000	ENVELOPES OF PAPER/PAPERBOARD, FOR CORRESPONDENCE	THS	624,304	69,230
4817300000	PPR/PBRD BOXES/POUCHES/ETC CONT ASSORTMNT STATNERY	KG	3,152	17,954
4818200020	TOWELS OF PAPER PULP/PAPER/CELLULOSE WADDING/WEBS	KG	117,066	223,804
4818200040	HANDKERCHIEFS & CLEANSING/FACIAL TISSUES PAPER ETC	KG	1,795	3,500
4818404010	SANITARY NAPKINS/TAMPONS EX PPR PULP, OF PAPER ETC	KG	296,213	826,362
4818404030	DIAPERS & DIAPER LINERS EX PAPER PULP OF PAPER ETC	KG	1,022,516	3,615,802
4818404060	SANITARY PRODUCTS NESOI EX PPR PULP, OF PAPER ETC	KG	97,500	426,000
4818500000	ARTCLS OF APPAREL/CLOTHING ACCESSORS OF PAPER ETC	KG	173,544	3,111,071
4818900000	BED SHEETS & SIMLR HOUSEHLD/HOSPITAL ART PPR NESOI	KG	308,991	1,795,132
4819100040	CARTONS/BOXES/CASES OF CORRUGATED PPR/PBRD, NESOI	KG	26,671	88,901
4819200040	FLDNG CRTNS/BOXES/CASES OF NON-CORRUGATED PR NESOI	KG	56,824	79,194
4819300040	SACKS & BAGS, BASE WIDTH OF 40CM/MORE, PAPER NESOI	KG	4,536	11,000
4819400020	SHIPPING SACKS/MULTIWALL BAGS BASE WIDTH <40CM, PP	KG	8,822	9,426
4819400040	SACKS & BAGS, CONES, BASE WIDTH <40CM, PAPER NESOI	KG	4,956	19,866
4819504020	FIBER DRUMS/CANS/TUBES & SIMLR CNTRS OF PAPER ETC	KG	1,500	3,300
4819504040	RIGID BOXES & CARTONS OF PAPER/PAPERBOARD, NESOI	KG	81,341	174,052
4819504060	PACKING CONTAINERS NESOI OF PAPER, PPRBRD, ETC	KG	2,930	15,860
4819600000	BOX FILES/LTTR TRAY/STORAGE BOX ETC, OFFICE/SHOPS	KG	5,035	7,480
4820100000	REGISTERS/ACCT BKS/NOTEBKS/LETTER PAD ETC PPR/PBRD	NO	291,603	331,619
4820200000	EXERCISE BOOKS, OF PAPER OR PAPERBOARD	NO	103,809	129,760
4820300020	LOOSE-LEAF BINDERS, OF PAPER OR PAPERBOARD	KG	7,122	21,778
4820300040	BINDERS EX LOOSELEAF/FOLDERS/FILE COVERS, PPR/PBRD	KG	209,204	531,473
4820400000	MANIFOLD BUSINESS FORMS/INTRLEAVD CARBON SETS PPR	KG	3,052,191	24,763,647
4820500000	ALBUMS FOR SAMPLES/COLLECTIONS OF PAPER/PAPERBOARD	NO	60,920	257,080
4821100000	PAPER AND PAPERBOARD LABELS OF ALL KINDS, PRINTED	KG	101,773	435,356
4821902000	PAPER/PPRBOARD LABELS, UNPRINTED, PRESSURE-SENSTVE	KG	817	21,239
4821904000	PAPER/PPRBRD LABELS, UNPRINTED, NOT PRESSR-SENSTVE	KG	20,184	115,095
4823190000	GUMMED/ADHESIVE PPR STRIP/RLL NT PRSS-SEN NT LABEL	KG	23,432	183,434
4823201000	PAINT FILTERS AND STRAINERS, PAPER CUT TO SIZE	KG	2,353	3,500
4823510000	PPR/PBRD FOR GRAPHICS NESOI PRNT/EMBSSD ETC CUT SZ	KG	148	5,000
4823600040	TRAYS/DISHES/PLATES ETC NESOI OF PAPER/PPRBOARD	KG	60,169	541,893
4823908550	ARTICLES OF PPR PULP/PPR/PPRBRD/CELLULSE ETC NESOI	KG	164,504	360,356
	PRINTED BOOKS, NEWSPAPERS, PICTURES AND OTHER PRODUCTS OF THE PRINTING INDUSTRY;MANUSCRIPTS,TYPESCRIPTS AND PLANS.....	TOTAL		6,975,524
4901100000	PRINTED BOOKS/BROCHURES/LEAFLETS ETC,SINGLE SHEETS	KG	6,626	211,059
4901990010	TEXTBOOKS	NO	206,344	933,250
4901990030	DIRECTORIES	NO	43,374	54,213
4901990040	BIBLES/TESTAMENTS/PRAYER BOOKS OTH RELIGIOUS BOOKS	NO	54,084	124,691
4901990050	TECHNICAL, SCIENTIFIC AND PROFESSIONAL BOOKS	NO	452,616	611,844
4901990055	ART AND PICTORIAL BOOKS PRINTED NOT SINGLE SHEETS	NO	81,792	122,687
4901990070	HARDBOUND BOOKS, NESOI	NO	42,692	47,995
4901990075	RACK SIZE PAPERBOUND BOOKS, NESOI	NO	1,500	4,915
4901990091	PRINTD MATTER NT OV 4 PAGES EACH EXCL COVERS NESOI	NO	218,124	135,447
4901990092	PRINTED MATTER NESOI 5-48 PAGES EACH EXCL COVERS	NO	1,518	10,995
4901990093	PRINTED MATTER NESOI 49 OR MORE PAGES EA EX COVERS	NO	9,677	6,000
4902902020	NEWSPAPERS APPEARING LESS THAN FOUR TIMES A WEEK	KG	1,225	8,132
4905990000	MAPS, CHARTS, ATLASES ETC, PRINTED, NESOI	KG	211	5,000
4906000000	PLANS, DRAWINGS FOR ARCHITECTURAL, ETC PURPOSES	KG	17,663	150,000
4907000000	UNUSED POSTAGE, BANKNOTES, CHECK FORMS, STOCK, ETC	KG	4,675	1,367,313
4909004020	GREETING CARDS, PRINTED	THS	957	19,300
4909004040	CARDS, PRINTED, NESOI	THS	6,305	130,865
4911100050	CATALOGS, PRINTED	KG	62,242	606,936
4911100090	TRADE ADVERTISING MATERIAL, PRINTED, NESOI	KG	9,317	222,632
4911910020	POSTERS, PRINTED	KG	156	91,500
4911910040	PICTURES, DESIGNS AND PHOTOGRAPHS, PRINTED, NESOI	KG	362	17,728

TABLE - 4 SHIPMENTS OF MERCHANDISE FROM PUERTO RICO TO THE UNITED STATES,
BY COMMODITY: FISCAL YEAR 2001

COMM CODE	DESCRIPTION	UNIT	QUANTITY	VALUE - $
4911990000	PRINTED MATTER, NESOI	KG	183,325	2,093,022
	TEXTILES AND TEXTILES ARTICLES.....	TOTAL		484,624,245
	SILK.....	TOTAL		5,465,283
5002000000	RAW SILK (NOT THROWN)	KG	82,119	42,325
5003100000	SILK WASTE, NOT CARDED OR COMBED	KG	538	4,500
5004000000	SILK YARN NOT PUT UP FOR RETAIL SALE	KG	90,581	5,400,795
5007900000	WOVEN FABRICS OF SILK OR SILK WASTE - OTHER NESOI	M2	2,309	17,663
	WOOL,FINE OR COARSE ANIMAL HAIR; HORSEHAIR YARN AND WOVEN FABRIC.....	TOTAL		79,223
5105100000	CARDED WOOL	KG	202	6,528
5105210000	COMBED WOOL IN FRAGMENTS	KG	161	5,815
5111190000	WOVN FBRC CRD WOOL/FN ANML HR>=85% WL/FAH<300 G/M2	M2	8,847	66,880
	COTTON.....	TOTAL		1,446,232
5203000000	COTTON, CARDED OR COMBED	KG	31,377	159,000
5204200000	COTTON SEWING THREAD, PUT UP FOR RETAIL SALE	KG	171	3,000
5205410000	COT YRN,MULTIPLE,COMBED,>=85%COT,NOT RETAIL,<=14NM	KG	81,044	480,265
5206320000	COT YRN,MULTI,UNCOMB,<85%COT,NT RETAIL,>14NM<=43NM	KG	890	3,000
5208114090	OTHER PLAIN WV,UNBLEACHED,>=85%COT,<=100G/M2,44-6#	M2	5,376	84,000
5208124020	POPLN/BROADC,UNBL,>=85%COT,>100<=200G/M2,<=43#,P/W	M2	82,582	249,317
5208226060	PRNTCLTH,PLN/WV,BLCH,>=85%COT,>100<=200G/M2,44-68#	M2	16,039	72,086
5209210090	WOV COT FAB 85% COT BL PL WV >200 G/M2 OT INCL PWD	M2	6,902	14,775
5210514020	WOV FAB COT CON <85% WGT COT <200G/M2 <=43 POP/BRD	M2	88,551	380,789
	OTHER VEGETABLE TEXTILE FIBERS;PAPER YARN AND WOVEN FABRICS OF PAPER YARN.....	TOTAL	112,871	130,600
5301100000	FLAX, RAW OR RETTED	KG	1,906	4,200
5305110000	OF COCONUT (COIR): RAW OR PROCESSED BUT NOT SPUN	KG	9,707	60,000
5305290000	ABACA, TOW, NOILS AND YARN WASTE GARNETT STK OTHER	KG	99,790	50,000
5305990000	RAMIE OTH VEG FIB TOW YN WAST EX COCO ABACA, OTHER	KG	608	9,900
5311000000	WOV FAB OF OT VEG TEXTILE FIB WOV FAB OF PPR YARN	KG	860	6,500
	MAN-MADE FILAMENTS.....	TOTAL		23,264,182
5402410030	SYN FIL YN EXSEW NO RT SING,MON,MULT UNTW/TW >=5 N	KG	142	11,100
5402420000	POLYESTER PART ORIENT UNTWST/TWST YN NT>50 TURNS/M	KG	107	14,358
5402490080	SYN FIL YN EXSEW NO RT SING,MULT TWT >=5 TRN NESOI	KG	901	30,000
5402610000	NYLON FILAMENT YARN MULTIPLE/CABLED NT RETAIL SALE	KG	592,235	5,204,128
5405003000	ARTIFICIAL MONOFILAMENT > 67 DECITEX WIDTH NT 1MM	KG	1,290,259	17,961,920
5407610000	WOV FAB CONT 85% OR > BY WGT NONTEXTURED POLY FILA	M2	30,282	42,676
	MAN-MADE STAPLE FIBERS.....	TOTAL		80,975
5508100000	SEW THD MMF STPL FIB WTH NT RETAIL SALE SYN STP FB	KG	1,313	76,299
5512190000	WOV FAB >=85% SYNTH ST FB POLY STP FIBER OTHER	M2	1,295	4,676
	WADDING,FELT AND NONWOVENS;SPECIAL YARNS;TWINE,CORDAGE,ROPES AND CABLES AND ARTICLES THEREOF.....	TOTAL	58,396	60,469
5601210000	WADDING; OTHER ARTICLES OF WADDING OF COTTON	KG	6,784	12,380
5602909000	OTH FELT NT IMPREG COATED COV OR LAM NT M-MADE FIB	KG	14,679	32,620
5604100000	RUB THREAD AND CORD TEX COV LIKE HEADING 5404/5405	KG	36,933	15,469
	CARPETS AND OTHER TEXTILE FLOOR COVERINGS.....	TOTAL	48,185	1,847,688
5702100000	KELEM,SCHUMACKS,KARAMANIE,&SIMILAR HAND-WOVEN RUGS	M2	861	13,453
5702410000	CARPETS,ETC OF WOOL/FINE ANIMAL HAIR,PILE, MADE-UP	M2	31,123	1,503,501

TABLE - 4 SHIPMENTS OF MERCHANDISE FROM PUERTO RICO TO THE UNITED STATES,
BY COMMODITY: FISCAL YEAR 2001

COMM CODE	DESCRIPTION	UNIT	QUANTITY	VALUE - $
5702590000	CARPETS,ETC OTHR TEX MAT,WOV,NOT PILE/MADE-UP/TUFT	M2	5,551	31,421
5702990000	CARPETS,ETC OTHR TEX MAT,WOV,MADE-UP,NOTPILE/TUFT	M2	2,173	17,377
5703200000	CARPETS,ETC,NYLON/OTHR POLYAMIDES,TUFTD,W/N MDE-UP	M2	372	3,000
5704100000	TEXTILE CARPETS, FELT, NO TUFT, TILES SUR NOV .3M2	M2	7,638	275,936
5704900000	TEXTILE CARPETS, FELT, NOT TUFTED ETC. NESOI	M2	467	3,000
	SPECIAL WOVEN FABRICS;TUFTED TEXTILE FABRICS; LACE; TAPESTRIES; TRIMMINGS; EMBROIDERY.....	TOTAL		2,040,981
5801210000	WOV PILE & CHENILLE FABRIC OF COT UNCUT WEFT PILE	M2	16,404	52,000
5804290000	LACE IN PIECE,NOT OF 6002,MECH MDE LCE OTH TEX MAT	KG	12,707	326,916
5806200000	NAR WOV FAB NESOI >5% ELASTOMERIC YRN/RUBBER THRD	KG	3,347	31,197
5806393080	NAR WOVEN FABRICS OF TEXTILE MATERIAL, NESOI	KG	57,985	553,244
5807101000	WOV LABEL & SIM ART IN PE STRP/CUT SHPE/SZE N/EMBR	KG	922	8,691
5807902000	OTH BADGE & SIM ART IN PE STRP/CUT SHPG/SZE N/EMBR	KG	55,241	1,046,590
5810990000	EMBROID PE, STRP/MOTIF: OTH EMBROID NESOI TEX MAT	KG	112	10,127
5811000000	QUILT TEX PROD PE 1> LAYR W/PAD STCH N/EMBR H 5810	KG	434	12,216
	IMPREGNATED,COATED,COVERED OR LAMINATED TEXTILE FABRICS;TEXTILE ARTICLES OF A KIND SUITABLE FOR INDUSTRIAL USE.....	TOTAL		1,129,638
5901100000	TEXTL FABRC,COATD W-GUM/AMYLC,OUTER COVER OF BOOKS	M2	13,189	37,979
5901900000	TRACING CLOTH;PREPRD PAINTG CANVAS;BUCKRAM-HAT FND	M2	36,669	112,650
5906911800	RUBBERIZED TEXTILE FABRICS,KNITTED/CROCHETD OF MMF	M2	14,864	60,419
5910000000	TRANSMSN/CONVYR BELTS,TEX MATRL,WHTHR/NOT REINFRCD	KG	2,038	34,400
5911102000	TEXTILE FABRICS, OTH THAN PRINTERS' RUBBER BLANKET	KG	272	4,500
5911310000	TEXTILE FABRICS ETC, PAPERMAKING, UNDER 650 G/M2	M2	3,916	21,091
5911900040	TEXTILE CORDS, BRAIDS & THE LIKE, USED IN INDUSTRY	KG	94,534	806,764
5911900080	TEXTILE PRODUCTS ETC FOR TECHNICAL USES NESOI	KG	15,860	51,835
	KNITTED OR CROCHETED FABRICS.....	TOTAL	150,172	2,439,768
6001100000	LONG PILE FABRICS, KNITTED OR CROCHETED	KG	7,834	125,663
6001290000	LOOPED PILE FABRICS OTHER TEX MAT, KNIT OR CROCHET	KG	412	5,000
6001910000	OTHER PILE FABRICS OF COTTON, KNITTED OR CROCHETED	KG	11,708	42,973
6002108000	OTH KNIT FAB <30 CM WD >5% ELSTOMERIC YRN/RUB THRD	KG	50,888	1,254,075
6002201000	OPEN WORK FAB WIDTH <=30CM, CON < 5% ELAS YARN	KG	3,864	9,000
6002206000	OTH KNITTED FAB OF MMF <=30 CM, CON < 5% ELAS YARN	KG	267	2,810
6002300000	OTHR KNIT/CRCHET FABRC >5% ELASTOMRC YRN/RUBR THRD	KG	70,733	966,427
6002430070	OTHER WARP KNIT FABRIC(INCL GALLOON)MAN-MADE FIBER	KG	4,309	30,820
6002921000	OTH KNT FAB OF COT, CIR KT, >100 MT NUM PER YARN	KG	157	3,000
	ARTICLES OF APPAREL AND CLOTHING ACCESSORIES,KNITTED OR CROCHETED.....	TOTAL		261,343,835
6101100000	M/B OVERCOATS, CARCOATS, ETC OF WOOL, KNIT	DOZ	100	19,260
6101200000	M/B OVERCOATS CARCOATS & SIMILAR ART COTTON, KNIT	DOZ	494	9,000
6102900000	W/G OVERCOATS CARCOATS & SMLR ART OT TEX MTRL,KNIT	DOZ	2,250	256,328
6103194000	M/B SUITS OTHER TEXTILE MATERIALS, KNIT	NO	7,080	60,000
6103210000	M/B ENSEMBLES OF WOOL, KNIT	DOZ	6,969	279,058
6103310000	M/B SUIT-TYPE JACKETS AND BLAZERS OF WOOL, KNIT	DOZ	429	26,131
6103330000	M/B SUIT-TYPE JACKET & BLAZER SYNTHETIC FIBER,KNIT	DOZ	152	4,896
6103392000	M/B SUIT-TYPE JACKET/BLAZER OT TEXTILE MTRL, KNIT	DOZ	28,006	2,781,060
6103410000	M/B TROUSER OVERALLS SHORTS ETC WOOL, KNIT	DOZ	2,476	128,639
6103420000	M/B TROUSERS OVERALLS SHORTS ETC COTTON, KNIT	DOZ	55,877	10,028,104
6103430000	M/B TROUSERS OVERALLS SHORTS ETC SYN FIBERS, KNIT	DOZ	4,357	1,056,018
6103493000	M/B TROUSERS OVERALLS SHORTS ETC OT TEX MTRL, KNIT	DOZ	1,272	427,364
6104110000	W/G SUITS OF WOOL, KNIT	NO	4,782	135,545
6104120000	WOMEN'S OR GIRLS' SUITS OF COTTON, KNITTED OR CROC	DOZ	2,345	211,000
6104292000	W/G ENSEMBLES OTHER TEXTILE MATERIALS, KNIT	DOZ	7,932	100,000
6104520000	W/G SKIRTS AND DIVIDED SKIRTS OF COTTON, KNIT	DOZ	525	14,330
6104530000	W/G SKIRTS & DIVIDED SKIRTS OF SYNTHETIC FIB, KNIT	DOZ	387	67,326
6104610000	W/G TROUSERS OVERALLS BREECHES SHORTS OF WOOL,KNIT	DOZ	1,437	93,617

TABLE - 4 SHIPMENTS OF MERCHANDISE FROM PUERTO RICO TO THE UNITED STATES,
BY COMMODITY: FISCAL YEAR 2001

COMM CODE	DESCRIPTION	UNIT	QUANTITY	VALUE - $
6104630000	W/G TROUSER OVERALL BREECHES SHORTS SYN FIB, KNIT	DOZ	258	36,983
6105100000	MEN'S OR BOYS' SHIRTS OF COTTON, KNITTED OR CROCHE	DOZ	6,452	185,724
6105200000	MEN'S OR BOYS' SHIRTS OF MANMADE FIBERS, KNITTED O	DOZ	8,822	455,756
6105900000	MEN'S/BOYS' SHIRTS OF OTHER TEXTILE MATERIALS,KNIT	DOZ	7	2,696
6106100000	WOMEN'S OR GIRLS' BLOUSES AND SHIRTS COTTON, KNIT	DOZ	6,136	443,370
6106200000	WOMEN'S OR GIRLS' BLOUSES/SHIRTS MANMADE FIB, KNIT	DOZ	226	64,924
6106900000	W/G BLOUSES AND SHIRTS OTHER TEXTILE MATERIAL,KNIT	DOZ	331	118,004
6107110000	MEN'S OR BOYS' UNDERPANTS AND BRIEFS COTTON, KNIT	DOZ	16,631,192	157,438,684
6107120000	MEN'S/BOYS' UNDERPANTS & BRIEFS MANMADE FIBER,KNIT	DOZ	624,702	6,096,437
6107210000	MEN'S OR BOYS' NIGHTSHIRT AND PAJAMAS COTTON, KNIT	DOZ	65	18,270
6107910000	MEN'S OR BOYS' BATHROBES AND SIMILAR ART COTTON,KT	DOZ	124	3,400
6107920000	M/B BATHROBES AND SIMILAR ARTICLE MANMADE FIB, KT	DOZ	484	30,244
6108110000	WOMEN'S/GIRLS' SLIPS & PETTICOATS MANMADE FIB, KT	DOZ	10,737	152,939
6108210000	WOMEN'S OR GIRLS' BRIEFS AND PANTIES COTTON, KNIT	DOZ	1,023,272	33,338,532
6108220000	WOMEN'S/GIRLS' BRIEFS & PANTIES MANMADE FIBER, KT	DOZ	1,056	61,560
6108290000	W/G BRIEFS & PANTIES OT TEXTILE MATERIALS, KNIT	DOZ	317,599	8,774,954
6108320000	W/G NIGHTDRESSES & PAJAMAS MANMADE FIBERS, KNIT	DOZ	8,192	778,357
6108390000	W/G NIGHTDRESSES & PAJAMAS OT TEXTILE MATERIAL, KT	DOZ	47,155	3,055,000
6108990000	W/G NEGLIGEES & SIMILAR ARTICLES OT TEX MTRL, KNIT	DOZ	96	14,805
6109100005	M OR B T-SHIRTS ALL WHITE OF COT KT SS W/O PKT T E	DOZ	49,916	673,663
6109100013	MEN'S OR BOYS' T-SHIRTS EX WHITE OF COTTON, KNIT	DOZ	217	4,008
6109100037	WOMEN'S OR GIRLS' UNDERWEAR OF COTTON KNIT CROCHET	DOZ	445,666	12,102,280
6109901510	M OR B UNDERWEAR OF WOOL WITH LONG SLEEVES KNITTED	DOZ	18,206	128,896
6110201010	MEN'S OR BOYS' SWEATERS OF COT, >=36% FLAX FB KNIT	DOZ	2,110	132,973
6110201020	W OR G SWEATERS OF COT, >=36% FLAX FB KNIT	DOZ	2,591	171,956
6110202022	W OR G SWEATERS OF COTTON NESOI KNIT	DOZ	403	56,754
6110202040	MEN'S OR BOYS' SWEATSHIRTS OF COTTON, KNITTED OR C	DOZ	2,720	48,960
6110900011	M/B SWEATERS OF OTH TEXTILE MATERIAL KNIT & CROCHT	DOZ	692	63,798
6110900027	W&G SWEATERS OF OT TEXTILE MATERIAL KNIT OR CROCHT	DOZ	189,676	20,708,385
6111300000	BABIES' GARMENTS & CLTHNG ACCESS SYN FIBERS, KNIT	DOZ	10,280	389,531
6113000005	M/B COATS KNIT FABRIC IMPREG RBR/PL OBSCURING FAB	DOZ	394	18,500
6113000097	W/G GARMENTS KNIT FABRIC 5906 IMPREG RBR/PLASTIC	DOZ	1	2,832
6115110000	PANTY HOSE & TGHT SYN FIB MEAS <67 DCTX/SYN, KNIT	DPR	776	7,100
6115200000	WOMEN'S HOSIERY < 67 DCTX/SINGLE YARN, KNIT	DPR	992	11,859
6115920000	SOCKS & OTHER HOSIERY NESOI OF COTTON, KNIT	DPR	13,274	20,842
6117800000	OTHER MADE-UP CLOTHING ACCESSORIES, KNITTED OR CRO	DOZ	231	33,183
	ARTICLES OF APPAREL AND CLOTHING ACCESSORIES,NOT KNITTED OR CROCHETED.....	TOTAL		178,301,819
6201930000	M/B ANORAKS SKI JACKETS & SMLR ART MANMADE FIB,NKT	DOZ	61	10,609
6201990000	M/B ANORAK SKI JACKET & SMLR ART OT TEX MTRL, N KT	DOZ	41,444	9,920,699
6203421000	M&B TROUSERS ETC OF COTTON >=15% DOWN & WFP NT KNT	DOZ	37	2,958
6203424007	M&B TROUSERS, BREECHES CORDUROY OF COT NT KT NESOI	DOZ	1,620	8,000
6203424013	M&B TROUSERS,BREECHES BLUE DENIM COT NOT KNT NESOI	DOZ	669	47,705
6203424017	M&B TROUSERS & BREECHES OF COTTON NOT KNIT NESOI	DOZ	26,277	1,643,829
6203424077	MEN'S & BOYS' SHORTS OF COTTON NOT KNIT NESOI	DOZ	1,619	80,967
6203431000	M&B TROUSERS ETC OF SYN FIB CON>=15% DWN,WFP NT KT	DOZ	39,341	447,967
6203491000	MEN'S/BOYS' OVERALLS ARTIFICIAL FIBERS, NOT KNIT	DOZ	2,534	288,319
6203493000	M/B TROUSER OVERALL SHORT ETC OT TEX MTRL, N KNIT	DOZ	516,587	37,075,460
6204120000	WOMEN'S OR GIRLS' SUITS OF COTTON, NOT KNITTED OR	DOZ	100	21,600
6204330000	W/G SUIT-TYPE JACKETS & BLAZERS SYN FIBERS, N KNIT	DOZ	72	6,534
6204394000	W/G SUIT-TYPE JACKETS & BLAZERS OT TEX MTRL, N KT	DOZ	690	66,787
6204490000	WOMEN'S OR GIRLS' DRESSES OT TEXTILE MTRL, NT KNIT	DOZ	114	10,000
6204530000	WOMEN'S/GIRLS' SKIRTS SYNTHETIC FIBERS, NOT KNIT	DOZ	992	49,590
6204594000	WOMEN'S/GIRLS' SKIRTS OT TEXTILE MATERIALS, N KNIT	DOZ	51	8,965
6204631000	W&G TROUSERS ETC OF SYN FIB CON>=15% DWN,WFP NT KT	DOZ	44	6,239
6204633550	W/G SHORTS SYNTHETIC FIBER NOT KNITTED NESOI	DOZ	904	53,418
6205203000	MEN'S OR BOYS' OTHER SHIRTS OF COTTON, NOT KNITTED	DOZ	70,672	3,445,265
6205900000	MEN'S OR BOYS SHIRTS OT TEXTILE MATERIALS, NT KNIT	DOZ	325,124	23,432,296
6206100000	W/G BLOUSES, SHIRTS AND SHIRT BLOUSES SILK, NT KT	DOZ	210	41,194
6206200000	W/G BLOUSES, SHIRTS AND SHIRT BLOUSES WOOL, NT KT	DOZ	704	80,082
6206400000	W/G BLOUSES, SHIRTS & SHIRT BLOUSES MMF, NOT KNIT	DOZ	1,967	108,620
6207190000	M/B UNDERPANTS AND BRIEFS OT TEXTILE MTRL,NOT KNIT	DOZ	1,419	76,050
6207993000	M/B BATHROBES & SMLR ART OT TEXTILE MTRL, NOT KNIT	DOZ	6,375	450,000
6208913000	W/G SNGLET OT UNSHIRT PANTIES ETC COTTON, NOT KNIT	DOZ	165	7,392

TABLE - 4 SHIPMENTS OF MERCHANDISE FROM PUERTO RICO TO THE UNITED STATES,
BY COMMODITY: FISCAL YEAR 2001

COMM CODE	DESCRIPTION	UNIT	QUANTITY	VALUE - $
6208920015	W/G BATHROBES DRSSNG GOWN/SMLR ART MMF, NOT KNIT	DOZ	1,328	12,610
6208920035	W/G SNGLET OT UNSHIRT PANTIES ETC MANMADE FIB,N KT	DOZ	1,835	21,643
6208992010	W/G NEGLIGEES, BATHROBES ETC OF WOOL, NOT KNIT	DOZ	1,228	23,000
6208992020	W/G BRIEFS & PANTIES OF WOOL, NOT KNIT	DOZ	1,562	81,603
6209900000	BABIES' GARMENTS/CLTHNG ACCESS OT TEX MTRL,NOT KNI	DOZ	14,695	79,547
6210100000	GARMENTS OF FABRIC OF FELTS/NONWOVEN, NOT KNIT	DOZ	11,815	775,104
6210502000	OT W/G GARMENT FELTS NONWOVEN IMPREG TEX FAB, N KT	DOZ	919	27,000
6211201500	WATER RESIST SKI-SUITS, NT KNITTED/CROCHETED NESOI	DOZ	491	33,500
6211320000	MEN'S OR BOYS' OTHER GARMENTS OF COTTON, NOT KNITT	DOZ	102	100,000
6211330000	MEN'S OR BOYS' OTHER GARMENTS MANMADE FIBERS, N KT	DOZ	519,138	2,969,795
6212100010	BRASSIERES PARTS THEREOF WHTR KNIT OR CROC OF COT	DOZ	1,786,775	16,052,771
6212100020	BRASSIERES PARTS THEREOF WHTR KT OR CRT OF MM FIB	DOZ	2,962,380	77,194,532
6212100030	BRASSIERES PARTS THEREOF KT O CR EX COT OR MM FIB	DOZ	153,098	1,293,646
6212200010	GIRDLES AND PANTY-GIRDLES OF COTTON	DOZ	30,250	775,952
6212200020	GIRDLES AND PANTY-GIRDLES OF MANMADE FIBERS	DOZ	16,830	356,896
6212300000	CORSETS PARTS THEREOF WHETHER KNITTED OR CROCHET	DOZ	131	3,639
6212900000	BRACES SUSPENDERS GARTERS ART PARTS KT O CT NESOI	DOZ	6,786	237,494
6213100000	HANDKERCHIEFS, OF SILK OR SILK WASTE	DOZ	111	3,128
6216003500	GLOVES, MITTENS AND MITTS, OF COTTON	DPR	2,083	65,000
6217100000	OTH MADE-UP CLOTHING ACCESS PART GAR ACCESS NESOI	DOZ	1,954	68,460
6217900000	OTH MADE-UP CLOTHING ACCESS PART GAR, PARTS NESOI	DOZ	120,411	735,954
	OTHER MADE-UP TEXTILES ARTICLES; NEEDLE CRAFT SETS;WORN CLOTHING AND WORN TEXTILE ARTICLES;RAGS.....	TOTAL		6,993,552
6301200000	BLANKETS (NT ELEC) & TRAVELING RUGS OF WOOL HAIR	NO	2,908	44,048
6301300000	BLANKETS (NT ELEC) & TRAVELING RUGS OF COTTON	NO	2,320	37,502
6301900000	OTHER BLANKETS AND TRAVELING RUGS	NO	1,643	4,000
6302210025	OTHER BED LINEN, PRINTED: OF COTTON, SHEETS	NO	790	5,000
6302320020	OTHER BED LINEN: OF MANMADE FIBERS, SHEETS	NO	523	3,498
6302590000	OTHER TABLE LINEN OF NESOI TEXTILE MATERIALS	NO	1,100	12,215
6302990000	OTHER FURNISHINGS OF OTHER TEXTILE MATERIAL: NESOI	NO	986	3,000
6303990000	CURT & INT BLND CURT/BD VAL NESOI TEX MAT NT KT/CR	NO	14,493	200,000
6306210000	TENTS AND CAMPING GOODS: TENTS OF COTTON	KG	5	3,300
6306229000	TENTS OF SYNTHETIC FIBERS, NESOI	KG	79,170	2,627,297
6306490000	PNEUMATIC MATTRESSES OF NESOI TEXTILE MATERIALS	KG	4,536	40,000
6307903000	OTH MADE-UP ART INC DRESS PATTERNS: NESOI LABELS	KG	1,480	16,459
6307905000	OTH MD-UP ART INC DRES PTRN NESOI CORSET/F-WRE LAC	KG	591	3,000
6307908910	OTHER MADE-UP ARTICLES, SURGICAL TOWELS	NO	121,606	85,139
6307909925	OTHER MADE-UP NATIONAL FLAGS OF THE U.S.	NO	978,471	1,073,162
6307909990	OTHER MADE-UP ARTICLES OF TEXTILE MATERIAL NESOI	KG	346,403	2,502,513
6308000000	NEDCRFT SET WOV FAB & YRN/MAKNG RUG/TAPST PKG RT S	KG	5,366	42,032
6309000000	WORN CLOTHING AND OTHER WORN ARTICLES	KG	12,172	291,387
	FOOTWEAR,HEADGEAR,UMBRELLAS, SUN UMBRELLAS,WALKING STICKS, SEATSTICKS,WHIPS,RIDING CROPS AND PARTS THEREOF;PREPARED FEATHERS AND ARTICLES MADE THEREWITH; ARTIFICIAL FLOWERS;ARTICLES OF HUMAN HAIR.....	TOTAL	6,289,006	139,535,414
	FOOTWEAR,GAITERS AND THE LIKE; PARTS OF SUCH ARTICLES.....	TOTAL		135,436,269
6401910000	WATERPROOF FOOTWEAR RUBBER/PLASTIC COVERS THE KNEE	PRS	1,709	5,000
6401927000	BOOTS RUB PLAST NO STITCH OV ANKLE NOV KNEE NESOI	PRS	2,939	288,000
6401990000	SHOES RUB PLAST NO STITCH NOT OVER ANKLE NESOI	PRS	29,732	515,520
6402991815	OTH FTWR R/P UPPER>90% R/P TENNIS/BASKETBALL SHOES	PRS	71,104	1,371,747
6403120000	FTWR W/LTHR UPP,SKI,CROSS-CTY & SNOWBOARD BOOTS	PRS	876	32,000
6403190000	FOOTWEAR LEA UPPER, SPORTS FOOTWEAR EXC SKI-BOOTS	PRS	784	19,641
6403200000	FTWR SOL LTHR UPPER LTHR STRAPS AND AROUND BIG TOE	PRS	1,205	18,270
6403400000	FOOTWEAR LEA UPPER NESOI WITH A METAL TOE-CAP	PRS	8,123	317,560
6403511000	FOOTWEAR LEA UPPER NESOI LEA O SOL ANK COV MEN	PRS	408	11,000
6403514000	FOOTWEAR LEA UPPER NESOI LEA O SOL ANKL COV NESOI	PRS	6,168	73,216
6403592500	FOOTWEAR LEA UP A SOL NESOI NOT ANK COV MEN	PRS	969,707	31,366,734

TABLE - 4 SHIPMENTS OF MERCHANDISE FROM PUERTO RICO TO THE UNITED STATES,
BY COMMODITY: FISCAL YEAR 2001

COMM CODE	DESCRIPTION	UNIT	QUANTITY	VALUE - $
6403594500	FOOTWEAR LEA UP A SOL NESOI NOT ANK COV WOMEN	PRS	2,034,444	29,213,269
6403911500	FOOTWEAR LEA UP NONLEA SOL ANK TENNIS ETC MEN ETC	PRS	240	6,000
6403912000	FOOTWEAR LEA UP NONLEA SOL ANK COV NESOI MEN	PRS	716,482	14,936,936
6403914000	FOOTWEAR LEA UP NONLEA SOL ANK COV NESOI WOMEN	PRS	1,019,974	21,408,240
6403918000	FOOTWEAR LEA UP NONLEA SOL ANKCOV NESOI EX MN WOMN	PRS	306,811	6,226,609
6403991500	FOOTWEAR LEA UP NONLEA SOL NOT ANKL HOUSE SLIPPERS	PRS	354	6,219
6403992500	FOOTWEAR LEA UP NONLEA SOL NOT ANKL WORK SHOES	PRS	2,040	34,680
6403993500	FOOTWEAR LEA UP NONLEA SOL NOTANK TENNIS MEN ETC	PRS	169	3,000
6403996500	FOOTWEAR LEA UP NONLEA SOL NOT ANKL NESOI WOMEN	PRS	13,284	240,085
6404110000	FOOTWEAR TEX UP RUBPLAS SOL SPORT SHOES	PRS	24,673	181,603
6404195500	FOOTWEAR TEX UP RUBPLAS SOL NESOI FOR WOMEN	PRS	7,889	36,922
6404204500	FOOTWEAR TEX UP LEA SOLE FOR WOMEN	PRS	1,564	29,985
6405100030	OTH FTWEAR W UPPERS LEATHER/COMPOSITION LEATHER MN	PRS	700,377	11,151,265
6405201500	OTHER FOOTWEAR NESOI TEX UPPER HOUSE SLIPPERS	PRS	1,522	6,100
6405204500	FOOTWEAR NESOI TEX UPPER FOR WOMEN	PRS	252	9,142
6405206500	FOOTWEAR NESOI TEX UPPER EXCEPT FOR MEN AND WOMEN	PRS	14,191	51,571
6405909000	OTHER FOOTWEAR OTHER NESOI	PRS	327,828	11,615,514
6406100000	FOOTWEAR UPPERS AND UPPER PARTS EXCEPT STIFFENERS	X		3,093,904
6406999500	FOOTWEAR PARTS NESOI,AND ACCESSORIES ETC NESOI	X		3,166,537
	HEADGEAR AND PARTS THEREOF.....	TOTAL	24,157	4,099,145
6504000000	HATS&OTHR HDGR,PLAITD/ASSEMBLD STRIPS ANY MATERIAL	DOZ	607	14,913
6506100010	ATH, REC AND SPORT SAFETY HEADGEAR, LINED OR TRMED	DOZ	7,661	3,615,240
6506100090	SAFETY HDGR,WHETHER/NOT LINED/TRIMMED, N.E.S.O.I.	DOZ	500	240,000
6506910000	OTHER HEADGR OF RUBBER/PLASTICS(INCL BATHING CAPS)	DOZ	322	154,560
6506990000	OTHR HEADGR OTHR MATRLS NESOI WHETHER/NOT LINE/TRM	DOZ	348	20,407
6507000000	HDBANDS,LININGS,COVERS,FRAMES,VISORS,ETC CHINSTRAP	DOZ	14,719	54,025
	ARTICLES OF STONE,PLASTER,CEMENT, ASBESTOS,MICA OR SIMILAR MATERIALS; CERAMIC PRODUCTS;GLASS AND GLASSWARE.....	TOTAL		30,504,996
	ARTICLES OF STONE,PLASTER,CEMENT, ASBESTOS,MICA OR SIMILAR MATERIALS.....	TOTAL		2,068,132
6803000000	SLATE, WORKED AND ARTICLES; ARTICLS OF AGGLOM SLT	X		28,500
6804100000	MILLSTONES AND GRINDSTONES FOR MILLNG GRNDG PLPNG	NO	2	8,000
6805200000	ABRASIVES ON A BASE OF PAPER OR PAPERBOARD ONLY	KG	1,205	21,064
6805300000	ABRASIVES ON A BASE MATERIAL OTH THN FABRC O PAPER	KG	13	3,819
6806100000	SLAG WOOLS ROCK OR OTH MINRL WOOLS BULK NESOI	X		3,852
6806900050	MXTRS A ART OF HEAT-INSL O SND-ABSRB MIN MTRL NES	X		1,870,818
6809110000	PLSTR BRDS ETC NT ORNA, FCD W PPR O PPRBRD ONLY	KG	348	5,700
6809190000	PLSTER BOARDS PANELS ETC NOT ORNAMENTED NESOI	X		5,100
6810110000	BLDG BLCKS A BRCKS OF CMNT CNCRT ART ST W O N REIN	X		33,000
6810910000	PREFB STRCTRL CMPNTS O CNCRT CMNT O ARTF STONE	X		68,814
6815100000	NONELECTRICAL ARTICLES OF GRAPHITE OR CARBON	X		19,465
	CERAMIC PRODUCTS.....	TOTAL		1,485,535
6902105000	REFRCTRY BRICKS ETC OVER 50 PCT MGO CAO CHROM NESI	T	15	46,200
6903900050	OTH REFRACTORY CERAMIC GOODS NESOI, NONCLAY	KG	76,639	483,550
6904900000	CERAMIC FLOORING BLOCKS, SUPPRT OR FILLR TILE ETC	X		21,803
6909195000	CERAMIC WARE FOR LAB CHEMCL OR TECHNL USE, NESOI	X		212,164
6909900000	CERAMIC RECEPTCLS FR AGRIC A FOR CONVEY/PACK GOODS	X		88,162
6910100010	WATER CLOSET BOWLS W TANKS IN 1 PC, PORCLN O CHINA	NO	716	54,000
6910900000	CERAMIC SANITARY FIXTURES OTH THN OF PORCLN/CHINA	X		41,591
6911900010	TOILET ARTICLES OF PORCELAIN OR CHINA	X		142,158
6912001000	EARTHENWARE TABLE/KITCH WARE, GLZD, BROWN/BLACK	DPC	1,313	15,915
6912002500	OTH CERAM TBL/KTCHN WARE NT PORCLN/CHNA, NESOI	DPC	404	3,777
6912005000	CERAMIC HOUSEHOLD A TOILET ARTICLS NT PORC NT TBLW	X		311,519
6913900000	STATUTTES A OTH ORNMNTL CERAM ARTCLS NT PORC/CHINA	X		36,403
6914100000	ARTICLES OF PORCELAIN OR CHINA, NESOI	X		10,000
6914900000	CERAMIC ARTICLES NESOI	X		18,293
	GLASS AND GLASSWARE.....	TOTAL		26,951,329

TABLE - 4 SHIPMENTS OF MERCHANDISE FROM PUERTO RICO TO THE UNITED STATES,
BY COMMODITY: FISCAL YEAR 2001

COMM CODE	DESCRIPTION	UNIT	QUANTITY	VALUE - $
7002390090	TUBES OF GLASS NESOI, UNWORKED	KG	607,982	973,406
7004200000	DRW/BLWN GLASS SHEETS COLORD OPAC FLASH SPEC LAYER	M2	626	5,000
7007290000	LAMINATED SAFETY GLASS, NOT FOR VEHICULAR USE	X		62,594
7009100000	REAR-VIEW MIRRORS FOR VEHICLES	NO	4,166	24,995
7009920000	GLASS MIRRORS, FRAMED, EXC REARVIEW	CM2	16	3,356
7010202050	GLASS STOPPERS,LIDS,OTHR CLOSURES PACKAGED SEPRTLY	GRS	1,200	24,000
7010910500	PHARMACEUTICAL CONTAINERS, GLASS, OVER 1 LITER	GRS	40,473	359,677
7010915060	OTH GLASS CONTNRS W/WO CLSRS NT WD MOUTH OV 1 LTR	GRS	291	5,800
7010920500	PHARMACEUTICAL CONTNRS, GLASS, OV 0.33 NOV 1 LITER	GRS	9,707	114,872
7010922050	GLSS CONT TLTR WTH/FR GRND GLSS STPPRS;OV.33NOV 1L	GRS	600	12,000
7010925050	OTH GLSS CONTNRS W/WO CLSRS NT WD MTH OV .33 NOV 1	GRS	379,376	8,072,517
7010930500	PHARMACEUTICAL CNTRS, GLASS, OV 0.15 NOV 0.33 LTR	GRS	1,030	7,200
7010932050	GLSS CONT TLTR WTH/FR GRND GLSS STPPRS,OV.15NOV.33	GRS	3,960	58,682
7010940500	PHARMACEUTICAL CNTNERS, GLASS, NOT OVER 0.15 LITER	GRS	7,409	74,991
7010945000	OTH GLASS CONTNRS W/WO CLOSURES; NOT OVER 0.15 LTR	GRS	4,286	89,952
7011900000	GLASS ENVELOPES, OPEN, A PARTS, W/O FTTNGS, NESOI	X		81,000
7013290000	DRINKING GLASSES NESOI	NO	33,334	15,000
7013990000	OTHER GLASSWARE, NOT LEAD CRYSTAL, NESOI	NO	33,853	33,839
7014001000	GLASS LENS BLANKS (OTH THN FR SPECTCLS) NT OPT WKD	NO	1,001	4,000
7014002000	OTHER OPTCL ELMNTS GLSS NT LNS BLNKS NT OPT WRKD	NO	2,501	5,000
7014003000	LENSES, FILTERS A PRTS, GLASS, NT OPTIC ELEM N WKD	X		77,000
7014005000	SIGNALLING GLASSWARE, NOT OPTICALLY WORKED, NESOI	X		3,497
7017100000	LAB, HYGIENIC, PHARMACEUT GLSWR, FUSD QURTZ/SILICA	X		1,006,349
7017200000	LAB, HYGINC, PHARM GLSWR W LIN COEF NOV 5X10-6 NES	X		473,422
7017900010	MICROSCPE SLIDES A MICRO COVER GLASSES OF GLS NESI	X		12,186,038
7017900050	OTHER LABORATORY, HYGIENIC OR PHARM GLASSWR NESOI	X		2,787,309
7018100000	GLSS BEADS IMIT PRLS PRC/SMPRC ST ETC;ART NT JWLRY	X		5,950
7019391000	INSULATION PRODUCTS OF GLASS FIBERS	X		23,581
7019905040	GLASS FIBER FILTERS (NONWOVEN)	X		68,092
7019905050	OTHER ARTCLES OF NONWOVEN GLASS FIBRES, NESOI	X		14,891
7020000000	OTHER ARTICLES OF GLASS, NESOI	X		277,319
	NATURAL OR CULTURED PEARLS,PRECIOUS OR SEMIPRECIOUS STONES,PRECIOUS METALS; METALS CLAD WITH PRECIOUS METAL, AND ARTICLES THEREOF;IMITATION JEWELRY; COIN.....	TOTAL	64,259,708	35,274,279
	NATURAL OR CULTURED PEARLS,PRECIOUS OR SEMIPRECIOUS STONES,PRECIOUS METALS; METALS CLAD WITH PRECIOUS METAL, AND ARTICLES THEREOF;IMITATION JEWELRY; COIN.....	TOTAL		35,274,279
7102100000	DIAMONDS, UNSORTED	CAR	17,433	2,888,877
7106100000	SILVER POWDER	GM	3,650,023	655,093
7106920000	SILVER, SEMIMANUFACTURED	GM	53,882,011	3,519,313
7108110000	GOLD POWDER, NONMONETARY	GM	123,678	1,191,852
7110110000	PLATINUM, UNWROUGHT OR POWDER	GM	8,314	165,694
7110210000	PALLADIUM, UNWROUGHT OR IN POWDER FORM	GM	368,185	1,223,688
7110290000	PALLADIUM, SEMIMANUFACTURED	GM	680	4,416
7110310000	RHODIUM, UNWROUGHT OR IN POWDER FORM	GM	196	18,000
7110410000	IRIDIUM, OSMIUM AND RUTHENIUM, UNWROUGHT OR POWDER	GM	81,417	542,610
7110490000	IRIDIUM, OSMIUM AND RUTHENIUM, SEMIMANUFACTURED	GM	173	5,000
7111000000	BS MTL A SLV A GLD CLD W PLAT NT FR WKD TH SMNFCTD	GM	6,000	114,416
7112100000	WASTE & SCRAP GOLD EXCL SWPNGS CNTNG OTH PREC MTLS	GM	1,883	73,796
7112900000	PRECIOUS METAL NESOI WASTE AND SCRAP	GM	5,422,232	906,823
7113110000	JEWELRY AND PARTS THEREOF, OF SILVER	X		3,341
7113190000	JEWELRY AND PARTS THEREOF, OF OTH PRECIOUS METAL	X		212,990
7114115100	SILVER KNIVES, FORKS, SPOONS OR LADLES, INCL SETS	PCS	697,483	10,629,105
7114190000	ARTLS OF GLD OR PLAT NESOI	X		7,567,192
7114200000	GOLD/SILVER -SMITHS' ARTCLS A PRTS, BS MTL CL W PM	X		3,500
7115900000	OTH PREC METL ARTCLS OR ARTCLS CLAD W PM, NESOI	X		27,780
7116201000	JEWELRY OF PRECIOUS OR SEMIPRECIOUS STONES	X		81,312
7116204050	ARTICLES OF PRECIOUS OR SEMIPREC STONES, NT JEWLRY	X		5,000

TABLE - 4 SHIPMENTS OF MERCHANDISE FROM PUERTO RICO TO THE UNITED STATES,
BY COMMODITY: FISCAL YEAR 2001

COMM CODE	DESCRIPTION	UNIT	QUANTITY	VALUE - $
7117110000	CFF LNKS A STDS BS MTL WHTHR OR NT PLTD W PRC MTL	X		3,235,576
7117190000	OTH IMITATION JEWELRY, BASE METAL, INC PR MTL PLTD	X		1,702,119
7117900000	IMITATION JEWELRY NOT OF BASE METAL	X		496,786
	BASE METALS AND ARTICLES OF BASE METAL.....	TOTAL		155,962,059
	IRON AND STEEL.....	TOTAL		7,111,309
7202995040	FERROALLOYS NESOI	KG	12,103	27,576
7203100000	FERROUS PRODUCTS FM DIRECT REDCTION OF IRON ORE	T	568	60,207
7204100000	CAST IRON WASTE AND SCRAP	T	4,190	206,608
7204210000	STAINLESS STEEL WASTE AND SCRAP	T	305	213,295
7204290000	ALLOY STEEL WASTE AND SCRAP NOT STAINLESS	T	2,867	2,574,295
7204300000	TINNED IRON OR STEEL WASTE AND SCRAP	T	20	12,000
7204410020	NO 1 BUNDLES STEEL SCRAP	T	317	30,000
7204490020	NO 1 HEAVY MELTING STEEL SCRAP	T	3,548	234,187
7204490040	NO 2 HEAVY MELTING STEEL SCRAP	T	112	10,000
7204490080	OTHER FERROUS SCRAP	T	678	461,208
7206900000	IRON AND NONALLOY STEEL, PRIMARY FORMS NOT INGOTS	KG	16,038	43,197
7208101500	FLAT ROLD IRON/STL >=600MM,PICKLED,PATTERNS RELIEF	KG	32,000	24,000
7208102500	FLAT RLD IRON/STL >=600MM,NT PICKLD,PATTERN RELIEF	KG	739,288	729,295
7208253000	FLAT RLD HI-STRENGTH STL COIL >=600MM PICKLED HOTR	KG	21,108	20,000
7208390050	FLT RLD IRON/STL >=600MM,<3MM THICK,NOT CLAD,HOTRL	KG	36,339	16,000
7208400000	FLAT RLD IRON/STL >=600MM,PATTERNS IN RELIEF,HOTRL	KG	1,734,615	779,824
7208900000	FLAT RLD IRON/STL >=600MM,NOT COATED,HOT RLD,NESOI	KG	7,754	26,218
7210300030	FLT RLD HI-STRNGH STL>=600MM,ELCTRLYTIC PLATE ZINC	KG	18,140	80,000
7210300060	FLAT RLD IRON/STL >=600MM,ELECTROLYTIC PLATED ZINC	KG	158,280	364,000
7210905000	FLAT ROLLED IRON/STEEL >=600MM,COATED/PLATED,NESOI	KG	18,141	50,000
7211130000	FLT RLD HI-STRNGH STL <600MM,UNIVRSAL MILPLATE,HOT	KG	200	3,300
7211293050	FLAT ROLL IRON/STL <600MM,>=0.25% CARBON,COLD-ROLL	KG	20,707	50,000
7212100000	FLAT ROLLED IRON/NONALLOY STL <600MM, PLATED W TIN	KG	1,042	21,992
7213200000	BAR&ROD FREE-CUTTNG IRON/STL,HOT-RLD,IRREGULA COIL	KG	36,439	348,174
7217101510	WIRE,IRON/STL NALLOY <.25%CARBON NOT PLATED/COATED	KG	18,689	14,951
7219120000	FLAT ROL,STAINL STL>600MM HOT-ROL,COILS>=4.75<10MM	KG	4,082	103,000
7219130000	FLAT-ROLL,STAINL STL>600MM,HOT-ROL,COIL>=3MM<4.7MM	KG	50,955	76,000
7223000000	WIRE OF STAINLESS STEEL	KG	46,901	277,446
7225110000	FLAT-RL,SILICON ELCTRCL STL,GRAIN ORIENT>600MM WID	KG	20,501	32,800
7225190000	FLAT-RLD SILICON ELCTRCL STL>600MM NT GRAIN-ORIENT	KG	87,468	183,192
7226110000	FLAT-ROL,SILICON ELCTRCL STEEL <600MM,GRAIN-ORIENT	KG	771	3,800
7228800000	HOLLOW DRILL BARS AND RODS, ALLOY/NALLOY STL,NESOI	KG	56	3,000
7229100000	WIRE OF HIGH-SPEED STEEL	KG	761	3,800
7229900000	WIRE OF OTHER ALLOY STEEL, NESOI	KG	522	27,944
	ARTICLES OF IRON OR STEEL.....	TOTAL		12,438,191
7302900000	RAILWAY OR TRAMWAY TRACK CONSTR MATRL OF IOS NESOI	KG	6,902	60,000
7303000060	PRESSURE PIPE, CAST IRON, INSDE DIAM LS THN 356 MM	KG	30,002	18,000
7303000090	TUBES, PIPES AND HOLLOW PROFILES, CAST IRON, NESOI	KG	18,141	10,000
7304906000	OTH TBS PS HLW PFL SMLS NT CIRC CS ALLOY STEEL	KG	21,413	48,000
7305905000	OTH TUBES, PIPES NESOI RIVETED ETC NT WLD AL	KG	20,411	20,000
7307193000	DUCTILE FITTINGS OF IRON OR STEEL, CAST	KG	16,479	40,620
7307230000	STAINLESS STEEL TUBE OR PIPE BUTT WELDING FITTINGS	KG	46,123	153,586
7307290000	STAINLESS STEEL TUBE OR PIPE FITTINGS NESOI	KG	138	10,000
7308400000	EQUIP SCAFFLDNG SHUTTRNG PROPPNG O PIT-PROPPNG IOS	KG	45,257	60,200
7308909090	STRUCTURES AND PARTS ETC NESOI IRON OR STEEL	KG	24,040	7,500
7309000030	TANKS, IOS CAP OV 300L NT INS NT MCH THRML NF GAS	NO	60	188,400
7309000090	RESVRS VTS A SIM CNTNRS IOS CAP OV 300L NF GASES	NO	1,663	507,551
7310100010	EMPTY STL DRMS A BBLS CAP OVR 50L, UND 300 LTRS	NO	14,095	3,988,357
7310100050	TANKS CASKS CANS BOXES ETC NES IR/ST CAPAC 50-300L	X		97,224
7310210000	CANS TO BE SOLDERED/CRIMPED CLOSED IR/ST UN 50 LTR	NO	17,798,805	3,255,926
7310290000	TANKS CSKS DRMS CNS BXS ETC IOS NESOI UND 50 LTR	NO	82	65,275
7311000000	CONTNRS FR CMPRSSD O LQFD GAS OF IRON O STEEL	NO	1,263	233,002
7312103500	STRANDED WIRE OF IRON OR STEEL, NESOI	KG	1,000	3,500
7312105500	RPS CBL CRDG NT STRD WR IOS FTD/FTNGS O MD TO ARTC	KG	135,451	2,546,179
7314140000	OTHER PRODUCTS OF WOVEN STAINLESS STEEL CLOTH	M2	6,119	18,847
7314200000	GRILL NETTING FENCING WLD IR/ST WR 3MMCS 100CM2MSH	KG	14,748	46,000

TABLE - 4 SHIPMENTS OF MERCHANDISE FROM PUERTO RICO TO THE UNITED STATES,
BY COMMODITY: FISCAL YEAR 2001

COMM CODE	DESCRIPTION	UNIT	QUANTITY	VALUE - $
7314490000	OTH GRILL, NTTNG OR FNCNG NESOI OF IRON OR STEEL	KG	7,707	8,973
7315110000	ROLLER CHAIN OF IRON OR STEEL	KG	689	6,000
7315900000	PARTS OF IRN/STL CHAIN EXC ARTICULATED LINK CHAIN	KG	483	26,165
7316000000	ANCHORS, GRAPNELS AND PARTS THEREOF, OF IRON/STEEL	X		91,125
7318110000	COACH SCREWS, THREADED, OF IRON OR STEEL	KG	3,571	88,564
7318152000	BOLTS W/WO THEIR NUTS O WSHRS, OF IRON OR STEEL	KG	7,485	21,786
7318159000	THREADED FASTENERS NESOI OF IRON OR STEEL	KG	15,703	202,809
7318190000	THREADED ARTICLES OF IRON OR STEEL, NESOI	KG	4,681	53,914
7318230000	RIVETS OF IRON OR STEEL	KG	1,639	12,167
7319100000	SEWING, DARNING OR EMBROIDERY NEEDLES, IRON OR STL	X		3,818
7319300000	PINS OF IRON OR STEEL NESOI	X		13,050
7321820000	NONELC DOM APPL NESOI IOS LIQUID FUEL	NO	363	75,000
7321906080	PARTS IOS FOR NONELCTRC CKNG APPL, NESOI	X		27,646
7322900000	AIR HTRS A HOT AIR DIST NT ELEC HTD WFAN, PRTS IOS	X		34,000
7323100000	IOS WOOL, SCOURING PADS, GLOVES ETC, IRON OR STEEL	KG	1,549	7,000
7323930010	STAINLESS STEEL COOKING AND KITCHENWARE	NO	1,813	15,000
7323990000	HH ARTCS/PTS NESOI NT ENMLD IRN NT CST STL NT STLS	X		30,000
7326190000	OTH ARTIC IOS FRGD OR STMPD, NT FURTH WRKD, NESOI	KG	203	300,000
7326908505	RODS FOR ELECTRICAL GROUNDNG	KG	1	6,564
7326908595	OTHER ARTICLES OF IRON OR STEEL NOT WIRE NESOI	KG	4,291	36,443
	COPPER AND ARTICLES THEREOF.....	TOTAL	3,335,295	6,371,407
7403110000	REFINED COPPER CATHODES AND SECTIONS OF CATHODES	KG	2,294	3,440
7403190000	UNWROUGHT REFINED COPPER NESOI	KG	1,056	4,667
7403210000	UNWROUGHT COPPER-ZINC BASED ALLOYS (BRASS)	KG	42,537	92,002
7403220000	UNWROUGHT COPPER-TIN BASED ALLOYS (BRONZE)	KG	1,353	14,070
7404000020	WASTE AND SCRAP OF REFINED COPPER	KG	674,834	763,710
7404000045	BRASS WASTE AND SCRAP OVER 0.3 PERCENT LEAD	KG	76,974	149,465
7404000062	WASTE AND SCRAP, BRASS, 0.3 PERCENT OR LESS LEAD	KG	34,016	50,000
7404000080	OTHER COPPER ALLOY WASTE AND SCRAP, NESOI	KG	2,227,463	4,119,468
7407290000	BARS RODS PROFILES OF OTHER COPPER ALLOYS, NESOI	KG	2,296	5,061
7408113000	REF CU WIRE, MX CRS SCTN DIM OV 9.5MM	KG	7,545	31,622
7408190000	REF CU WIRE W MAX CRS-SCTN UNDER 6 MM	KG	40,054	50,000
7408210000	WIRE OF COPPER-ZINC BASE ALLOYS (BRASS)	KG	127,055	290,299
7408290000	WIRE OF OTHER COPPER ALLOYS, NESOI	KG	46,514	55,349
7409210000	PLATES SHEETS STRIP OF BRASS OV.15MM THCK IN COILS	KG	19,009	54,831
7412200000	COPPER ALLOY TUBE OR PIPE FITTINGS	KG	3,263	100,000
7413001000	STR WIRE CU NT INS NT FTD W FTGS A NT MD INTO ARTL	KG	1,827	7,382
7413009000	STR W ETC OF CU NT INS; W FTTGS OR MDE INTO ARTCLS	KG	22,536	173,818
7415100000	CU NLS TCKS DRW PNS STAPLES A SIM ART OR W CU HDS	KG	415	5,494
7418190000	OTHR COPPER TABLE,KITCHEN & HOUSEHOLD WARE & PARTS	KG	43	9,700
7419100000	COPPER CHAIN AND PARTS THEREOF	KG	156	6,945
7419910050	ART CU NESOI CST STMPD MLD FRGD NT FRTHR WORKED	KG	3,589	370,789
7419995010	BRASS PLUMBING GOODS NESOI	KG	466	13,295
	NICKEL AND ARTICLES THEREOF.....	TOTAL	47,821	546,228
7503000000	NICKEL WASTE AND SCRAP	KG	2,073	4,763
7504000010	NICKEL POWDERS	KG	12,145	70,000
7508900000	OTHER ARTICLES OF NICKEL, NESOI	KG	33,603	471,465
	ALUMINUM AND ARTICLES THEREOF.....	TOTAL		75,042,814
7601100000	UNWROUGHT ALUMINUM, NOT ALLOYED	KG	23,995	25,479
7601209045	OTH UNW AL ALLOY OF UNIFM C-S THRU IT LNTH NT COIL	KG	50,271	220,412
7601209075	ALUM AL REMLT SCRP INGT	KG	19,130	19,391
7601209500	OTHER UNWROUGHT ALUMINUM ALLOYS, NESOI	KG	106,316	10,421,220
7602000030	ALUMINUM USED BEVERAGE CONTAINER SCRAP	KG	8,707,903	11,279,617
7602000090	AL WASTE AND SCRAP OTHER THAN USED BEV CONT SCRAP	KG	14,159,596	20,223,617
7604103010	AL BAR, ROD, NT ALOY RND C-S OTSD DIA OF LES THN 1	KG	12,501	30,000
7604291000	ALUMINUM ALLOY PROFILES NOT HOLLOW	KG	8,845	18,500
7606113060	ALUM PLT SHT STRP REC/SQ NAL NT CL OV.2-6.3MM THK	KG	2,845	7,607
7606920070	CIRCLES A DISCS ALUM ALYS 6.3MM OR LS THICK	KG	649	15,100
7607119000	ALUM FOIL NT BCKD NT OV 0.2MM THK NESOI	KG	22,146	130,639
7608100030	ALUM TUBES AND PIPES NOT ALLOY SEAMLESS	KG	4,755	21,800

TABLE - 4 SHIPMENTS OF MERCHANDISE FROM PUERTO RICO TO THE UNITED STATES,
BY COMMODITY: FISCAL YEAR 2001

COMM CODE	DESCRIPTION	UNIT	QUANTITY	VALUE - $
7608100090	AL TBS A PPS EXC SMLSS NT ALLOYED	KG	207,009	4,304,304
7608200030	TUBES AND PIPES, ALUMINUM ALLOY, SEAMLESS	KG	1,914	26,506
7608200090	TUBES AND PIPES ALUM AL EXCPT SEAMLESS	KG	2,393	33,132
7609000000	ALU TUB OR PIP FIT (COUPLINGS ELBOWS SLEEVES)	KG	1,580	139,200
7610100000	ALU DOR WIN AND THEIR FRA AND THRES FOR DOORS	KG	4,713	51,090
7610900020	OT AL SHT-MET ROOF SID FLR AND RF GUT A DRA EQUP	KG	1,028	2,962
7610900050	OTH ALUM STRCTRS A PRTS; AL PLTS TBS ETC FOR STRTR	KG	13,266	133,576
7611000030	ALUMINUM TANKS W CPCTY EXCEEDING 300 LITERS	NO	13	195,000
7612901030	ALUM CANS OF A CAPACITY NT EXCDG 355 ML	NO	26,720,817	1,846,661
7612909000	OTHER ALUMINUM CONTAINERS CAPACITY 3.8-300 LITERS	NO	201,931	16,670
7614100000	STRANDED WIRE ETC OF ALUMINUM WITH STEEL CORE	KG	569,193	24,488,558
7614905000	STR WIRE ETC W/O ST CR FTTD OR MADE INT ARTCLS	KG	9,916	209,040
7615192000	ALUM CKG KTCHWR CST NT SCOURRS/PLSHNG PDS, AND PTS	NO	1,340	7,350
7615194000	ALUM CKNG KTCHNWR NT CAST NT SCOURRS/POL PDS,& PTS	NO	3,717	77,201
7615199000	ALUM TBLE KTCHN OTH HSHOLD ARTCLS AND PTS THEREOF	KG	20,254	24,592
7615200000	ALUMINUM SANITARY WARE AND PARTS THEREOF	KG	1,201	250,000
7616108000	ALUMINUM COTTRS, COTTR-PNS, WASHRS A SIMLR ARTICLS	KG	190,200	375,658
7616910000	CLOTH, GRILL, NETTING AND FENCING OF ALUMINUM WIRE	KG	1,176	17,685
7616995095	ARTICLES OF ALUMINUM NESOI	KG	20,195	430,247
	LEAD AND ARTICLES THEREOF.....	TOTAL	3,804,394	1,478,080
7802000030	LEAD WASTE SCRAP OBTAINED FR LEAD-ACID STORAGE BAT	KG	3,006,889	1,284,135
7802000060	LEAD WASTE OTH THAN OBTAINED FRM LEAD-ACID STG BAT	KG	797,505	193,945
	ZINC AND ARTICLES THEREOF.....	TOTAL	383,538	246,935
7902000000	ZINC WASTE AND SCRAP	KG	32,840	9,705
7903900000	ZINC POWDERS AND FLAKES	KG	350,662	234,630
7907001000	ZNC ARTS HH TBL KTCHN INCL TLT A SANI WR	KG	36	2,600
	TIN AND ARTICLES THEREOF.....	TOTAL		35,185
8002000000	TIN WASTE AND SCRAP	KG	20,401	10,000
8007000000	OTHER ARTICLES OF TIN, NESOI	X		25,185
	OTHER BASE METALS;CERMETS; ARTICLES THEREOF.....	TOTAL	11,438	30,656,146
8101930000	TUNGSTEN WIRE	KG	4,411	14,008,764
8101990000	TUNGSTEN, WROUGHT, NESOI	KG	6,836	16,628,179
8109100000	UNWROUGHT ZIRCONIUM, WASTE AND SCRAP, POWDERS	KG	20	5,000
8112200000	CHROMIUM AND ARTICLES THEREOF, INC WASTE AND SCRAP	KG	171	14,203
	TOOLS, IMPLEMENTS,CUTLERY, SPOONS AND FORKS, OF BASE METAL; PARTS THEREOF OF BASE METAL.....	TOTAL		5,498,717
8201100000	SPADES AND SHOVELS AND PARTS THEREOF OF BASE METAL	X		8,000
8201200000	FORKS AND PARTS BSE MTL AGRIC HORTIC FORSTRY	X		88,399
8201900000	OTH HNDTLS FR AGRIC,FRSTRY A PRTS, BS MTL	X		195,651
8202200030	METAL CUTTING BANDSAW BLADES OF BASE METAL	X		33,195
8203206060	PNCRS A SMLR TLS EX PLRS O TWZRS, BS MTL	X		151,500
8203300000	METAL CUTTING SHEARS AND SIMILAR TOOLS, AND PARTS	X		162,212
8203400000	PP CTTRS BLT CTTRS PERFT PNCHS SMLR A PTS, BS MTL	X		30,000
8204110030	OPN-END,BX A COMB OPN-END A BX WRNCHES, BMTL	NO	308	4,618
8204110060	HND-OP SPNRS A WRNCHES NONADJ,PTS,BMTL,OTHER	X		20,000
8205300000	PLNS CHSLS A SMLR CTTNG TLS FR WDWRKNG,PTS,BS MTL	X		5,000
8205400000	SCREWDRIVERS,AND PARTS THEREOF, BASE METAL	X		43,089
8205510000	HOUSEHOLD TOOLS AND PARTS THEREOF, BASE METAL	X		100,355
8205600000	BLOW TORCHES A SMLR SELF-CNTND TORCHES, PARTS	X		100,000
8205700090	CLAMPS AND SIMILAR HANDTOOLS, NOT VISES, AND PARTS	X		35,139
8206000000	TOOLS OF 2 OM OF HDG 8202-8205, STS FR RTAIL SALE	PCS	434	15,652
8207130000	RCK DRLNG EARTH BORNG TLS WRKNG PT CERMETS, & PTS	X		15,000
8207195030	ROCK DRILLNG/EARTH BORNG TOOLS,BSE MTL,NESOI,PTS	X		5,000
8207200000	DIES DRW O EXTR MTL A PTS THRF	X		20,000

TABLE - 4 SHIPMENTS OF MERCHANDISE FROM PUERTO RICO TO THE UNITED STATES,
BY COMMODITY: FISCAL YEAR 2001

COMM CODE	DESCRIPTION	UNIT	QUANTITY	VALUE - $
8207303000	PRSG STMPG PNCH TLS STBL F CTG MTL A PT	X		52,652
8207306030	STMPG DIES A PTS NT SUTBL F CTG MTL	X		81,744
8207306090	TLS PR ST PU NESOI NT MTL CTG	X		147,000
8207400000	TOOLS FOR TAPPING OR THREADING, PTS, OF BS MTL	X		15,000
8207502030	MASONRY DRILLS W CUTTING PART OF SPEC METAL CNTNTS	X		90,689
8207508000	TOOLS FOR DRILLING, NESOI, AND PARTS THEREOF	X		23,692
8207705000	INTRCHG TLS F HNDTLS F MLLNG NESOI, PTS F ALL B MT	X		304,000
8207800000	INTRCHG TLS F HNDTLS F TURNING, BS MTL	X		6,708
8207907540	ROUTER BITS	X		1,500,000
8207907570	INTRCHBL TLS FOR HND O MCH TLS, BASE MTL PRTS THRF	X		370,407
8208300000	KNS A CTTNG BLDS F KTCHN APPLN O FD IND MACH A PTS	X		20,500
8211930001	KNIVES HAVING OTHER THAN FIXED BLADES	NO	524	31,040
8211950000	HANDLES BS MTL FR KNIVES WTH CUTTNG BLADES NT 8208	X		9,000
8212100000	RAZORS	NO	411,124	273,579
8212900000	PARTS FOR RAZORS EXC BLADES	X		692,915
8214900000	OTHER ARTICLES OF CUTLERY NESOI A BASE METAL PARTS	NO	1,049	3,792
8215990000	SPNS FRKS LDLS ETC,BS MTL PTS,NT PRC MTL PLT,NT ST	X		843,189
	MISCELLANEOUS ARTICLES OF BASE METAL.....	TOTAL		16,537,047
8301100000	PADLOCKS OF BASE METAL	DOZ	158	4,200
8301200000	LOCKS OF A KIND USED ON MOTOR VEHICLES, BASE METAL	KG	5,443	25,000
8301300000	BASE METAL LOCKS OF A KIND USED FOR FURNITURE	KG	18,965	257,818
8301403000	LUGGAGE LOCKS, BASE METAL	DOZ	1,124	10,000
8301406060	OTHER LOCKS OF BASE METAL, NESOI	KG	3,051	51,210
8301600000	PARTS OF LOCKS, BASE METAL	KG	417	13,945
8302103000	HINGES AND PARTS FOR MOTR VEHCLS IR/ST, ALUM, ZINC	KG	59,002	462,483
8302104030	HINGES AND PARTS, BASE METAL, FOR DOORS	KG	13,666	5,000
8302104090	OTHER HINGES AND PARTS THEREOF OF BASE METAL NESOI	KG	1,137,112	7,306,598
8302200000	CASTORS, AND PARTS THEREOF, OF BASE METAL	KG	3,143	24,250
8302300000	OTH BS METL MOUNTNGS FTTNGS ETC FOR MOTOR VEHICLES	KG	27,927	666,981
8302418075	OTH BS METL MNTNGS FTTNGS ETC FOR BUILDINGS, NESOI	KG	296	2,880
8302420000	OTH BASE METL MOUNTNGS FTTNGS ETC FOR FURNITURE	KG	3,628	10,000
8302494500	OTH BS METL MNTNGS, FTTNGS ETC FOR VEHICLES	KG	4,840	61,173
8302497500	OTHER BASE METAL MOUNTINGS, FITTINGS ETC, NESOI	KG	17,934	275,158
8302600000	BASE METAL AUTOMATIC DOOR CLOSERS AND PARTS	KG	5,822	30,604
8303000000	SAFES, CASH OR DEED BOXES ETC A PRTS, BASE METAL	KG	4,339	22,771
8304000000	OFFICE AND DESK EQUIP A PRTS, OF BASE METAL	KG	4,489	27,075
8305900000	BS METL LETTR A PAPER CLIPS OTH OFFC ARTIC A PARTS	KG	13,608	25,000
8308100000	HOOKS, EYES AND EYELETS, OF BASE METAL	KG	42,140	691,261
8308906000	BUCKLES AND BUCKLE CLASPS A PARTS, BASE METAL	KG	1,564	8,500
8308908000	CLSPS, FRMS W CLSPS ETC BDS A SPNGLS, BASE METAL	KG	17,828	131,639
8309100000	CROWN CORKS INC SEALS AND CAPS, A PRTS, BASE METAL	KG	18,375	40,831
8309900000	STOPPERS, CAPS, LIDS, SEALS ETC NES, PRTS, BS METL	KG	145,679	157,777
8310000000	SGN PLTS NOS A SMBLS ET BM EXCPT OF HDG 9405	KG	652	8,845
8311100000	COATED ELECTRODES, BASE METAL, FOR ELEC ARC-WELDNG	KG	627	3,890
8311200000	CORED WIRE OF BASE METAL, FOR ELECTRIC ARC-WELDING	KG	260,295	6,160,265
8311306000	COATED RODS A CORED WIRE, BS METL, NES FR SOLDR ET	KG	14,571	43,713
8311900000	WIRE ETC CTD/CRD W FLUX FR WLD ETC A PRTS NESOI	KG	3,815	8,180
	MACHINERY AND MECHANICAL APPLIANCES; ELECTRICAL EQUIPMENT;PARTS THEREOF; SOUND RECORDERS AND REPRODUCERS, TELEVISION IMAGE AND SOUND RECORDER, AND REPRODUCERS, AND PARTS AND ACCESSORIES OF SUCH ARTICLES.....	TOTAL		6,657,047,401
	NUCLEAR REACTORS,BOILERS,MACHINERY AND MECHANICAL APPLIANCES; PARTS THEREOF.....	TOTAL		4,725,282,687
8401200000	ISOTOPIC SEPARATION MACHINERY, APARATUS AND PARTS	T	178	178,069
8403100000	CENTRAL HEATING BOILERS	NO	1	5,500
8404200000	CONDENSERS FOR STEAM OR OTHER VAPOR POWER UNITS	T	2	3,750
8404900000	PARTS FOR AUX PLT FOR BLRS,COND FOR STM,VPR PR UNT	X		4,024
8406101000	STEAM TURBINES FOR MARINE PROPULSION	NO	3	200,000

TABLE - 4 SHIPMENTS OF MERCHANDISE FROM PUERTO RICO TO THE UNITED STATES,
BY COMMODITY: FISCAL YEAR 2001

COMM CODE	DESCRIPTION	UNIT	QUANTITY	VALUE - $
8406109000	VAPOR TURBINES EXC STEAM, FOR MARINE POPULSION	NO	1	25,000
8406900040	PARTS FOR STEAM TURBINES	X		31,297
8406900080	PARTS FOR OTHER THAN STEAM VAPOR TURBINES	X		379,771
8407100020	SPK-IGN RECIP OR ROT INT COMB PST A/C ENG,<373 KW	NO	1	5,000
8407100060	SPK-IGN RECIP OR ROT INT COMB PST A/C ENG, USED	NO	1	25,000
8407100090	SPK-IGN REC OR ROT INT COM PST TYP A/C ENG EXC CIV	NO	1	6,000
8407210000	OUTBOARD ENGINES FOR MARINE PROPULSION	NO	315	1,902,152
8407310000	SPRK-IGN PISTON ENG F VEH OF HDG 87,NOT EXC 50 CC	NO	71	579,960
8407332000	SP-IG ENG F RD TR,BUS,AUTO,TRCK,>250 BUT =<1000CC	NO	1	4,556
8407345000	SP-IG REC PISTON ENG, OV 1000 CC, NESOI	NO	33	70,000
8407901050	SP-IG REC OR RTRY PISTON ENG,NESOI, FOR AGR MACH	NO	18	493,645
8407909010	SPK-IG INT COMB PST TYP GAS ENGINES	NO	1	133,226
8408202000	COMP-IGN ENG FR PROP VEH CH87,RD TR,BUS,AUTO,TRUCK	NO	1	3,350
8409100080	PARTS FOR SP-IG OR COMP-IG FOR USE IN A/C EX CIVIL	KG	169,697	5,301,694
8409914000	PARTS F SPARK IGN ENG F RD TR, BUS, AUTO OR TRUCKS	KG	179,984	2,390,797
8409918000	PARTS FOR SPARK-IG PISTON ENG, NESOI	KG	203,377	1,448,128
8409994000	PARTS F DIESEL ENG F ROAD TR, BUS, AUTO, TRUCK	KG	1,246,531	34,602,923
8409998000	PARTS FOR DIESEL ENGINES, NESOI	KG	14,031	136,786
8410900000	PARTS, INC REGULATORS, FOR HYDRAULIC TURB & WTR WH	X		8,110
8411114010	TURBOJET TBN FOR CIVIL AIRCRAFT,THRUST =< 25 KN	NO	16	75,946
8411124010	TURBOJET TBN FOR CIVIL AIRCRAFT, THRUST OV 25 KN	NO	1	8,000
8411124050	TURBOJET A/C TURBINES EX CIVIL, THRUST OVER 25	NO	6	1,733,174
8411128000	TURBOJET TURBINES,EXC A/C, THRUST EXCEEDING 25 KN	NO	2	200,000
8411824050	GAS TURBINE A/C TBN EXC CIVIL, OVER 5000 KW	NO	1	188,825
8411914000	PARTS OF NONAIRCRAFT TURBOJETS AND TURBOPROPELLERS	X		19,889
8411917010	PARTS OF TURBOJET & TURBOPROPELLER A/C ENG,CIVIL	X		14,142
8411994000	PARTS OF NONAIRCRAFT GAS TURBINES	X		201,785
8411997010	PARTS OF GAS TURBINE A/C ENGINES F CIVIL A/C	X		1,070,335
8411997050	PARTS OF GAS TURBINE A/C ENG, EXC CIVIL A/C	X		49,250
8412390040	PNEUMATIC POWER ENGINES AND MOTORS, NESOI	NO	4	32,000
8412809000	ENGINES AND MOTORS, NESOI	X		32,982
8412909015	PRTS OF HYDRLC ENGNS AND MTRS, EXCPT LINR NESOI	X		7,425
8412909080	PARTS OF ENGINES AND MOTORS, NESOI	X		62,165
8413110000	PUMPS FOR DISPENSING FUEL OR LUBRICANTS,GARAGE USE	NO	12	3,541
8413190000	PUMPS FITTED WITH MEASURING DEVICE, NESOI	NO	134	10,325
8413200000	HAND PUMPS,EXC PUMPS FITTED WITH MEASURING DEVICES	NO	68	5,000
8413301000	FUEL-INJECTION PUMPS FOR COMPRESSION-IGNITION ENGS	NO	2	10,000
8413309000	FUEL,LUBRICAT OR COOLING MED PUMPS,EXC FUEL-INJECT	NO	1	20,000
8413400000	CONCRETE PUMPS	NO	6	125,000
8413500080	HYDRAULIC FLUID POWER PUMPS, NESOI	NO	1	8,000
8413600090	ROTARY POSITIVE DISPLACEMENT PUMPS, NESOI	NO	11	20,060
8413701000	STOCK PUMPS MACHS FOR MAKING CELLULOSIC PULP,PAPER	NO	8	27,700
8413810020	TURBINE PUMPS, NESOI	NO	1	25,000
8413810040	PUMPS FOR LIQUIDS, NESOI	NO	162	111,390
8413911000	PARTS OF FUEL-INJECTION PUMPS FOR COMP-IGNIT PUMPS	X		19,900
8413919050	PARTS OF HYDRAULIC FLUID POWER PUMPS	X		5,000
8413919520	PARTS, NESOI, OF PUMPS FOR LIQUIDS	X		80,290
8414100000	VACUUM PUMPS	NO	11	101,035
8414304000	COMPRESSORS, REFRIG AND AIR-COND, NOT EXC 1/4 HP	NO	1	5,786
8414308010	COMPRESSORS, REFRIG & AIR COND, SCREW TYP,N/E 200H	NO	2	115,567
8414308020	COMPRESSORS, REFRIG & AIR COND,SCREW TYP,EXC 200HP	NO	3	6,000
8414400000	AIR COMPRESSORS MOUNT ON WHEEL CHASSIS FOR TOWING	NO	77	4,041
8414510090	FANS, NOT PERM INST,SLF-CONT ELEC MTR N/E 125 W	NO	2	29,937
8414593000	TURBOCHARGES,FAN TYPE, FOR MOTOR VEHICLES	NO	257	935,319
8414596040	FANS AND BLOWERS FOR MOTOR VEHICLES, NESOI	NO	269	710,927
8414599080	FANS, NESOI	NO	1,420	5,735,167
8414801575	AIR COMPRESSORS,ROTARY,STATIONARY,EXCEEDING 74.6K	NO	1	2,997
8414801580	AIR COMPRESSORS,STATIONRY, EXCEPT RECIP AND ROTARY	NO	12	23,376
8414801590	AIR COMPRESSORS, PORTABLE,NESOI	NO	3	20,000
8414809000	AIR OR VACUUM PUMPS, NESOI	NO	1,904	114,512
8414901080	PTS OF FANS(BLOWERS) & VENT OR RECYCL HOODS, NESOI	X		96,510
8414902010	PARTS OF REFRIG & AIR COND COMPRESSORS	X		67,169
8414902090	PARTS OF COMPRESSORS, NESOI	X		61,566
8414909000	PARTS OF AIR OR VACUUM PUMPS, NESOI	X		71,232
8415100040	AIR-CONDITIONERS,WIND/WALL,SELF-CONTAIN <2.93KW/HR	NO	221	152,713
8415100080	AIR-COND,WIND/WALL,SELF-CONTAIN 4.98 KW/HR OR>	NO	83	29,726

TABLE - 4 SHIPMENTS OF MERCHANDISE FROM PUERTO RICO TO THE UNITED STATES,
BY COMMODITY: FISCAL YEAR 2001

COMM CODE	DESCRIPTION	UNIT	QUANTITY	VALUE - $
8415810030	AIR-COND,INC REF & VAL FOR REV COOL/HEAT, EXC S-CO	NO	300	91,760
8415820070	AIR COND MACH INCORPORATING A REFRIG UNIT, NESOI	NO	667	185,199
8415830070	HEAT EXCHANGERS, NOT INC A REFRIG UNIT, NESOI	NO	2	38,484
8415909000	PARTS, NESOI, OF AIR CONDITIONING MACHINES	X		17,000
8416200080	FURNACE BURNERS, INCLUD COMBINATION BURNERS, NESOI	NO	16	12,680
8416900000	PARTS OF FURNACE BURNERS	X		3,000
8417100000	FURV,OVEN,ROAST,MELT,TREAT,ORE,PYR,MLT,IND,LAB,N/E	NO	52	494,657
8417200000	BAKERY OVENS, INCLUD BISCUIT OVENS, INDUST,NONELEC	NO	39	26,000
8417800000	IND OR LAB FURNACES & OVENS, INC INCIN,N/ELE,NESOI	NO	1	18,000
8417900000	PARTS OF IND OR LAB FURN & OVEN,INCINERAT, NONELEC	X		20,321
8418100010	REFRIG-FREEZ COMB, SEP EXT DORS, COMP TYP,VOL<184L	NO	23	29,596
8418100040	REFRIG-FREEZ COMB,SEP EXT DRS, COMP,VOL382 LTS&>	NO	13	190,750
8418210010	REFRIGERATORS, HOUSEHOLD, COMP TYP, VOL <184 LITER	NO	14	8,800
8418210090	REFRIG,HOUSEHOLD, COMP TYP, VOL 382 LITERS & OVER	NO	1	5,544
8418290000	REFRIGERATORS, HOUSEHOLD TYPE, NESOI	NO	26	25,875
8418500040	FREEZING DISPLAY COUNTERS, CABINETS, SHOWCASES	NO	2	19,000
8418500080	REFRIGERATING DISPLAY COUNTERS, CABINETS,SHOWCASES	NO	334	442,063
8418610040	FINNED COIL COMPRESSION TYPE HEAT EXCHANGERS	NO	21,324	244,713,506
8418610080	HEAT EXCHANGERS, COMPRESSION TYPE, NESOI	NO	29	337,863
8418690015	ICEMAKING MACHINES, NESOI	NO	1	21,000
8418690095	REFRIG OR FREEZING EQUIP, EXCEPT HOUSEHOLD, NESOI	NO	82	241,001
8418990050	PARTS OF REFRIG-FREEZ,SEP EXT DOOR & HOUSE REFRIG	X		30,329
8418990060	PARTS,REFRIG,FREEZERS & OTHER REFRIG ORFREEZ EQUIP	X		5,903,854
8419190080	INSTANTANEOUS OR STORAGE WATER HEATERS,NESOI,NELEC	NO	1	5,000
8419200000	MEDICAL, SURGICAL OR LABORATORY STERILIZERS	NO	345	528,899
8419325000	DRYERS FOR PAPER PULP, PAPER OR PAPERBOARD	NO	2	37,500
8419500000	HEAT EXCHANGE UNITS, INDUSTRIAL TYPE	NO	3	12,400
8419895040	IND MACH, PLANT EQUIP DESIGN FOR COOLING, NESOI	NO	25	38,500
8419909040	PARTS OF MEDICAL, SURGICAL OR LABORATORY STERILIZE	X		611,829
8419909500	PARTS F MCH OR EQUIP F TREAT MTL BY TEMP CHG,NESOI	X		373,445
8420910000	CYLINDERS F ROLLING MACH, EXC F METALS OR GLASS	NO	453	86,166
8421110000	CREAM SEPARATORS	NO	5	7,899
8421190000	CENTRIFUGES, NESOI	NO	1	9,170
8421210000	WATER FILTERING OR PURIFYING MACHINERY & APPARATUS	NO	2,086,611	10,174,853
8421220000	BEVERAGE FILTERING OR PURIFYING MACH & APPARATUS	NO	1,844	8,110,020
8421230000	OIL OR FUEL FILTERS FOR INTERNAL COMBUSTION ENGINE	X		80,458
8421290040	HYDRAULIC FLUID POWER FILTERS, >=1000 KPA	NO	1	3,000
8421290065	OTHER FILTERING,PURIFYING EQUIP. FOR LIQUIDS NESOI	NO	701,160	36,428,316
8421310000	INTAKE AIR FILTERS FOR INTERNAL COMBUSTION ENGINES	X		75,696
8421394000	CATALYTIC CONVERTERS	NO	2,000	30,000
8421398005	DUST CLLCT./AIR PRFCTN EQUIP.,NESOI,FOR 8456TO8465	X		9,503
8421398015	DUST COLLECT. AND AIR PURIFICATION EQUIPMENT NESOI	X		37,500
8421398060	PNEUMATIC FLUID POWER FILTERS RATED >= 550 KPA	NO	3	5,246
8421398090	FILTERING OR PURIFYING MACH & APPARATUS,GAS, NESOI	X		78,140
8421990040	PARTS OF FILTERING AND PURIFYING APPARATUS	X		45,617,283
8421990080	PARTS OF MACH & APPARAT,FILT,PURIFY,LIQ,GAS,NESOI	X		24,177
8422309020	CONTAINER LABELING MACHINES	NO	3	56,000
8422309040	MACH FOR FILL,WHETHER OR NOT CAPABLE OF OTHER OPER	NO	16	134,301
8422309070	MAC FR FIL,CLOSE,SEAL,LABEL,BOT,CAN OR CONTAIN	NO	5	290,000
8422309090	MAC FR FIL,CLOSE,SEAL,CAP,LABEL,BOX,BAG OR CONTAIN	NO	6	390,000
8422400000	PACKING OR WRAPPING MACH, (INC HEAT-SHRINK), NESOI	NO	12	158,887
8422900580	PARTS OF DISHWASHING MACHINES, NESOI	X		16,275
8422909500	PTS MCH CLN,DRY,BOT,FIL,CLSE,SEAL CONTAINER,NESOI	X		26,321
8423100010	DIGITAL ELECTRONIC TYPE PERSONAL WEIGHING MACHINES	NO	1	48,000
8423100050	PERSONAL WEIGHING MACHINES, INC BABY & HHOLD NESOI	NO	4	15,050
8423200000	SCALES FR CONTINUOUS WEIGHING OF GOODS ON CONVEYOR	NO	23	299,000
8423300000	CONST-WGHT SCALES & DISCHRGING PREDET WGHTS IN BAG	NO	1	10,000
8423810010	DIGITAL ELEC COUNT SCALES WEIGHT CAP NOT EXC 30 KG	NO	21	76,277
8423810020	DIGITAL ELEC RETAIL SCALES NON-COMP, WGHT N/EX30KG	NO	1	8,000
8423900040	DIGITAL WEIGHT INDICATORS	NO	14	40,331
8424200000	SPRAY GUNS AND SIMILAR APPLIANCES	X		13,000
8424301000	SAND BLASTING MACHINES	NO	104	259,200
8424811000	SPRAYERS (EXC SLF-CONTAIN CAP N/OV20LIT),AGRI HORT	X		26,250
8424819020	OTH IRRGTION EQUIP FOR AGRCLTRL OR HORT,INCL LAT	NO	2,415	65,000
8424897010	SPRINKLER SYSTEMS (FIRE EXTINGUISHING EQUIPMENT)	NO	9	15,900
8424897095	MECH APPLIANCE FOR PROJCT,DISP,SPRAY,LIQ,ETC,NESOI	NO	1	30,637

TABLE - 4 SHIPMENTS OF MERCHANDISE FROM PUERTO RICO TO THE UNITED STATES,
BY COMMODITY: FISCAL YEAR 2001

COMM CODE	DESCRIPTION	UNIT	QUANTITY	VALUE - $
8424902000	PARTS OF SAND BLASTING MACHINES	X		14,400
8425110000	PULY TAC&HOST,EXC SKIP,HOST FR RAIS VEH, POW EL MT	NO	1	2,600
8425420000	JACKS AND HOISTS,HYDRAULIC,EXC BLT-IN JACK SYSTEMS	NO	2	37,707
8426190000	OVHD TRV,TRNPT,GNT,BRDG,MOBL LFT FRM&TRD CAR,NESOI	NO	7	357,800
8426410090	LIFTING MACHINERY, SELF-PROPELLED, ON TIRES, NESOI	NO	3	66,000
8426490010	CABLE OPERATED LIFT MACHINERY, SELF-PROPELLED, NES	NO	1	500,000
8426490090	LIFTING MACHINERY SELF-PROPELLED, NESOI	NO	2	5,000
8426910000	LIFTING MACHINERY DESIGNED FOR MOUNTING ON ROAD VE	NO	3	13,159
8427104000	OPERATOR RIDING COUNTERBALANCED FORK-LIFT, ELCTR	NO	1	40,000
8427108010	OPERATOR RIDE SLF-PROPEL WKS TRKS PWR BY ELEC MTR	NO	1	50,000
8427108090	SELF-PROPEL WRKS TRK TRUCK POWERED BY AN ELEC MOTO	NO	10	27,473
8427204000	SELF-PROPELLED FORKLIFTS, RIDING, COUNTERBALANCED	NO	1	45,000
8427900040	FORK-LIFT & OTHER WORKS TRUCKS W/LIFT,HANDL EQUIP	NO	1	81,474
8428200010	CONVEYORS, PNEUMATIC	NO	3	11,600
8428330000	CONT-ACT ELEV & CONVEY,FR GOODS OR MATL,BELT TYPE	NO	5,463	23,200,800
8428390000	CONT-ACT ELEV & CONVEY,FR GOODS OR MATERLS, NESOI	NO	11	155,153
8428900040	LOADERS, UNDERGROUND MINE TYPE	NO	3	19,698
8428900095	MACH FOR LIFTING,HANDLING,LOADING,UNLOADING,NESOI	NO	6	27,816
8429110010	BULLDOZERS & ANGLEDOZERS,SELF-PROPEL,TRACK LAY,NEW	NO	1	70,000
8429190090	BULLDOZERS AND ANGLEDOZERS,SELF-PROPEL,USED,NESOI	NO	1	200,000
8429515030	FRNT-END SHOVL LOAD, 67.1KW UNDER 93.2KW,NEW,NESOI	NO	9	399,697
8429521040	EXCAVAT WITH 360 REVOL SUPSTR,EXC HYD&CRAWL MT,NEW	NO	1	56,320
8430200060	SNOWBLOWERS, EXCEPT ATTACHMENT TYPE	NO	1	25,000
8430498010	BOR,SINK MACH,ROTARY,OIL WELL & GAS FIELD DRILLING	NO	2	20,000
8430500000	MOVE,GRADE,LEVEL,SCRAP,EXCAVAT,SELF-PRPLD, NESOI	NO	1	15,000
8430690000	MOVE,GRADE,LEVEL,SCRAP,EXCAVAT,EXTRACT MACH, NESOI	NO	104	965,780
8431100090	PARTS OF WINCHES, CAPSTANS AND JACKS	X		40,200
8431200000	PTS OF FRK LFT TRKS & WORKS TRKS WITH LIFT OR HNDL	X		15,358,357
8431310060	PARTS OF ELEVATORS, EXC CONT ACTION,SK HOIST,ESCAL	X		149,104
8431390010	PARTS OF PNEUMATIC ELEVATORS AND CONVEYORS	X		1,725,176
8431390090	PTS OF LFT,HANDL,LOAD OR UNLOAD MACH HEAD8428NESOI	X		10,700
8431410080	BUCKETS, SHOVELS, GRABS AND GRIPS, NESOI	NO	17	22,000
8431491010	PTS OF OVHEAD TRAVL,TRANSPT,GATRY,BRDGE,JIB CRANES	X		1,722,500
8431491090	PARTS OF MACHINERY OF HEADING 8426 NESOI	X		28,071
8431499057	PARTS, NESOI, OF MACHINERY OF HEADING 8429 OR 8430	X		743,429
8432290080	CULTIVATORS, WEEDERS AND HOES, NESOI	NO	18	209,987
8432300010	PLANTERS AND TRANSPLANTERS	NO	26	50,000
8432800000	AGRIL,HORT,FORSTY MACH FOR SOIL PREP OR CULTIVATE	NO	1	60,000
8435100000	PRESS,CRUSH & SIM MAC,USE IN MANUF OF FRUIT JUICES	NO	3	3,000
8436800080	AG,HORT,BE-KEP MAC INC GERMINAT PLT,MECH THERM EQ	NO	765	4,589,117
8438100000	BAKERY MACH & MACH F MANUF MACARONI,SPAGHETTI,ETC	NO	4	85,000
8438200000	MACH FOR THE MANUF OF CONFECTIONERY, COCOA OR CHOC	NO	19	100,000
8438500090	MACH FOR THE PREPARATION OF MEAT OR POULTRY, NESOI	NO	23	49,366
8438800000	IND PREP,MANUF FOOD,DRINK EXC EXT,PREP ANIM,VEG OL	NO	488	4,479,867
8438900000	PARTS OF MACH OF CH 84, NESOI,IND PREP FOOD,DRINK	X		3,000
8439200010	MACHINERY FOR MAKING PAPER OR PAPERBOARD, NEW	NO	1	16,000
8439910000	PARTS OF MACH F MAKE PULP OF FIBR CELLULOSIC MATL	X		10,000
8440100000	BOOKBINDING MACH, INCLUDING BOOK-SEWING MACHINES	NO	15	47,995
8440900000	PARTS FOR BOOKBIND MACH, INC BOOK-SEW MACHINES	X		61,000
8441300000	MAC FR MAK CART,BOX,CASE,TUBE,DRUM OR CONT EX MOLD	NO	17	338,000
8442100000	PHOTOTYPESETTING AND COMPOSING MACHINES	NO	1	11,800
8442200000	MAC,APP,EQUIP FR TYPSET OR COMP,PROC W/OUT FUN DEV	NO	7	750,000
8442300000	MACH & EQUIP, NESOI, F MAKING PRINT BLOCKS, PLATES	NO	14	165,249
8442400000	PARTS OF MACH & EQUIP F MAKE PRINT BLOCKS, ETC	X		17,520
8442508000	PRINTING TYPE, PLATES, CYLINDERS, ETC, NESOI	X		2,895,000
8443290000	LETTERPRESS PRINTING MACHINERY, EXCEPT REEL-FED	NO	1	3,500
8443511000	INK- JET TEXTILE PRINTING MACHINERY	X		20,000
8443595000	PRINTING MACHINERY, NESOI	X		20,000
8443901000	PARTS OF TEXTILE PRINTING MACHINERY	X		10,000
8443905000	PARTS OF PRINTING MACH AND MACH FOR ANCILLARY USE	X		30,100
8444000090	MACH FOR EXTRUD, DRAW OR CUT MAN-MADE TEXTIL MATRL	NO	205	772,328
8445200000	TEXTILE SPINNING MACHINES	NO	3	15,000
8445400000	TEXTILE WINDING (INC WEFT WIND) OR REELING MACHINE	NO	18	9,500
8445900000	MAC,PROD TEX YRN & PREP,USE ON MAC,HEAD 8446,8447	NO	49	540,120
8447119000	CIRCULAR KNIT MCH, CYL DIA NOT OV 165MM,EX HOSIERY	NO	5	173,000
8447200000	FLAT KNITTING MACHINES; STITCH-BONDING MACHINES	NO	4	5,000

TABLE - 4 SHIPMENTS OF MERCHANDISE FROM PUERTO RICO TO THE UNITED STATES,
BY COMMODITY: FISCAL YEAR 2001

COMM CODE	DESCRIPTION	UNIT	QUANTITY	VALUE - $
8447900000	KNIT MCH,NESOI, & TUFT MCH;MCH F MAKE LACE,NET,ETC	NO	23	102,395
8448320090	PTS OF MACH FOR PREPAR TEXTILE FIBRS,NESOI	X		5,000
8450200090	WASH MACH,CAP EXC 10KG, HOUSEHOLD,LANDRY-TYP,NESOI	NO	5	67,822
8450900000	PTS OF HOUSEHOLD OR LNDRY-TYP WASH MAC INC WSH/DRY	X		7,436
8451210090	DRYING MACH, EXC COIN OP, CAP NOT EXCEEDING 10 KG	NO	10	4,665
8451300000	IRONING MACH AND PRESSES (INCLUD FUSING PRESSES)	NO	2	20,000
8451800000	MACHINERY OF HEADING 8451, NESOI	NO	96	42,896
8452100000	SEWING MACHINES OF THE HOUSEHOLD TYPE	NO	500	77,519
8452210000	SEW MACH, EXC HOUSEHOLD TYPE, AUTOMATIC UNITS	NO	2	32,000
8452290000	SEWING MACH, EXCEPT HOUSEHOLD TYPE, NESOI	NO	8	10,000
8452400000	FURNITURE, BASES & COVERS FOR SEWING MACH & PARTS	X		67,060
8452900090	PARTS OF SEWING MACHINES, NESOI	X		79,142
8453200000	MACHINERY FOR MAKING OR REPAIRING FOOTWEAR	NO	360	881,795
8453800000	MACH FOR MAKE,REPAIR ART OF HIDE,SKIN,LETHER,NESOI	NO	1	19,000
8453900000	PARTS OF MACH F PREP OR MAKE ART OF HIDES,LEATHER	X		78,970
8454100000	CONVERTERS USED IN METALLURGY OR FOUNDRIES	NO	2	31,200
8454300010	DIE CASTING MACHINES	NO	1	3,500
8454900030	PARTS OF DIE CASTING MACHINES	X		71,435
8454900090	PTS OF CONVERT,LADLE,INGOT MOLDS,USED IN METLLURGY	X		9,750
8455300010	ROLLS FOR ROLLING MILLS, GRAY IRON	KG	438	17,400
8455300090	ROLLS FOR ROLLING MILLS, NESOI	KG	3,574	10,004
8456100000	LASER OR OTHER LIGHT OR PHOTON BEAM MACHINE TOOLS	NO	3	570,938
8457200010	UNIT CONSTRUCTION MACHINES (SINGLE STATION), N/C	NO	2	566,724
8459700060	THREAD/TAPP MAC,MTL REMOV, EXC N/C,UNDER $3025	NO	4	12,000
8461500090	SAW OR CUT-OFF MAC,MTL REMOV,EXC N/C, $3025 OV, NE	NO	13	13,500
8462290040	BENDING ROLLS, MTL FORMING, EXC N/C, $3,025 OV, NE	NO	1	4,800
8462390050	SHEARING MAC,EXC COMB,MTL REMOV,EX N/C, $3025 OV,	NO	1	40,000
8462910090	HYDRAULIC PRESSES, METAL FORMING, EXCEPT N/C, NEW	NO	2	19,000
8462990010	MACH TOOLS, WORK BY FORMING MTL, NESOI, USED	NO	13	12,500
8462990020	MACHS, WRK BY FORM MTL, NESOI, $3025, UN, NEW	NO	11	100,000
8463300060	MACH FOR WORKING WIRE,MTL FORMING, UN $3025, NEW	NO	4	2,835
8463300080	MACH FOR WORKING WIRE, MTL FORMING, $3,025 OV, NEW	NO	2	60,000
8463900060	MACH FOR WRKING MTL W/OUT REMOV,NESOI,UN$3025,NEW	NO	31	20,000
8465100050	MAC WRK CORK,BONE,ETC,MACHIN OPERATION NO TOOL CHG	NO	2	161,358
8465920078	OTHER,PLAN,MILL,MLDING(CUT)MACH,WDWRKNG,NESOI,NEW	NO	2	12,000
8465920090	PLAN,MILL,MLDNG(BY CUT)MACH,HRD MTL,NOT WOOD,NESOI	NO	1	3,566
8465930090	GRND,SND OR PLSHNG MACH, HRD MTL,(NOT WOOD), NESOI	NO	1	40,000
8465940090	BNDING OR ASSMBLNG MACH, HRD MATL,(NOT WOOD),NESOI	NO	8	22,200
8465998090	MACH TLS FOR WKNG HRD MTRLS,(NOT WOOD),NESOI	NO	1	18,000
8466100010	TOOL HOLDERS FOR FORMING-TYPE OR CUTTING TYPE DIES	X		12,880
8466100030	HOLDERS FOR REPLACEABLE CUTTING OR DRILL INSERTS	X		31,000
8466100070	TOOL HOLDERS AND SELF-OPENING DIEHEADS, NESOI	X		77,639
8466208020	JIGS & FIXTURES, WORK HOLDERS FOR MTLWRKING MACHS	X		5,000
8466308050	SPEC ATTACH, NESOI, FOR MACH TOOLS	X		3,139,330
8466939000	PARTS F MACH OF HEADING 8456 TO 8461,EXC GEAR CUT	KG	20	5,000
8466940000	PARTS FOR MACHINES OF HEADING 8462 OR 8463	X		18,200
8467111080	ROTARY TYP PNEU HND-DIR TLS FOR METALWORKING,NESOI	NO	21	4,000
8467115010	ROCK DRILLS, ROTARY TYP, PNEU HAND DIRECTED,NESOI	NO	1	25,000
8467191000	PNEUMATIC HAND-DIR TOOLS, SUITABLE FR MTLWRK,NESOI	NO	419	313,904
8467195060	PNEUMATIC TOOLS FOR CONST OR MINING, HAND-DIRECTED	NO	738	123,600
8467195090	PNEUMATIC TOOLS, HAND-DIRECTED, NESOI	NO	1,137	168,000
8467895090	HAND-DIR OR CONTROL TLS, SLF CONTAIN,NONELEC,NESOI	NO	2	160,750
8467990090	PARTS OF HAND-DIR OR CONTROL TOOLS, NONELEC, NESOI	X		9,970
8468205000	GAS-OPER MCH F SOLDER, BRAZE, WELD, EX HAND DIRECT	NO	358	43,000
8468801000	MACH F SOLDER,ETC O/T GAS & HDG 8515, HAND-DIRECT	NO	636	300,304
8468805000	MACH F SOLDER,ETC O/T GAS & HDG 8515,NOT HAND-DIR	NO	1	21,000
8468905000	PARTS OF MCH F SOLDERING, WELDING, NESOI	X		2,572,714
8469120000	AUTOMATIC TYPEWRITERS	NO	207	72,451
8469300020	NONELEC TYPEWRITERS, WEIGHING 12 KG OR LESS	NO	1	2,680
8469300040	NONELECTRIC TYPEWRITERS, NESOI	NO	400	19,232
8470100000	ELEC CALCULATORS,OPERATE W/O EXTERNAL POWER SOURCE	NO	1	7,679
8470210000	ELEC CALCULATING MCH,NESOI, WITH PRINTING DEVICE	NO	985	117,650
8470300000	CALCULATING MACHINES EXCEPT ELECTRONIC	NO	61	26,560
8470500020	POINT-OF-SALE TERMINAL TYPE CASH REGISTERS	NO	2	3,000
8470500060	CASH REGISTERS,EXCEPT POINT-OF-SALE TERMINALS	NO	65	33,700
8470900090	TICKET-ISSUING & SIMILAR MCH,NESOI,W CALCULATE DEV	NO	3	7,398

TABLE - 4 SHIPMENTS OF MERCHANDISE FROM PUERTO RICO TO THE UNITED STATES,
BY COMMODITY: FISCAL YEAR 2001

COMM CODE	DESCRIPTION	UNIT	QUANTITY	VALUE - $
8471100000	ANALOG OR HYBRID ADP MACHINES	NO	1,253	3,022,992
8471300000	PORT DIGTL AUTOMATIC DATA PROCESS MACH NOT > 10 KG	NO	813	3,294,121
8471410035	DIGITAL ADP MCH W CPU & INPUT/OUTPUT UNT,COLOR CRT	NO	71	119,538
8471410065	DIGITAL ADP MCH W CPU & INPUT/OUTPUT,CRT EXC COLOR	NO	110	364,389
8471410095	DIGITAL ADP MCH W CPU & INPUT/OUTPUT UNT, W/O CRT	NO	448	4,606,753
8471491035	DGTL PROC UNT FRM OF SYST W/STOR,IN&OUTPUT COL CRT	NO	21	151,900
8471491095	DGTL PROC UNT W SYST STORG,INPUT,OUTPT UNT,W/O CRT	NO	25	319,857
8471491500	COMB IN/OUTPUT UNIT,EXPORTED W/ REST OF ADP SYSTEM	NO	53	143,691
8471492400	DISPLAY UNITS W/OUT CRT, DIAG N>30.5CM,PT OF SYSTM	NO	17	18,130
8471492600	DISP UNIT,W/CLR CRT,EXPORTED W/REST OF THE SYSTEM	NO	4	5,000
8471492900	DISP UNIT,NESOI,EXPORTED WITH REST OF ADP SYSTEM	NO	2	7,000
8471493100	LASER TYPE PRINT UNTS,PROD >20 PAGES, ENT WITH SYS	NO	22	140,100
8471493300	LIGHT BAR ELECTRONIC TYPE PRINTER UNITS,PT OF SYST	NO	13	46,982
8471493500	THERMAL TRANSFER TYPE PRINTER UNITS, PT OF SYSTEM	NO	1	3,450
8471493760	DOT MATRIX TYPE PRINTER UNITS, ENT AS PT OF SYSTEM	NO	56	27,020
8471493790	OTHER PRINTER UNITS, ENTERED AS PART OF A SYSTEM	NO	65	31,152
8471494200	OPTICAL SCANNERS & MAGNETIC INK REC DEV,PT OF SYST	NO	82	34,000
8471494875	OUTPUT DEVICES,NESOI,EXPORTED WITH REST OF SYSTEM	NO	3	6,000
8471495040	HARD MAGNETIC DISK DRIVE UNITS, ENT AS PT OF SYSTM	NO	7	44,330
8471495060	MAGNETIC DISK DRIVE UNITS, NESOI, ENT AS PT OF SYS	NO	36	425,391
8471496000	CONTROL OR ADAPTOR UNITS, ENTERED AS PT OF SYSTEM	NO	1	3,939
8471497000	POWER SUPPLIES, ENTERED AS PART OF A SYSTEM	NO	15	14,600
8471499000	AUTOMATIC DATA PROCESS UNITS,NESOI, AS PT OF SYSTM	NO	6	279,663
8471500065	DIGTL PROC UNT W STORGE,INPT/OTPT,CRT EX COL,NESOI	NO	2	5,000
8471500085	DIGITAL PROCESSING UNITS, NESOI	NO	6,786	41,148,915
8471602000	KEYBOARD UNITS, NESOI	NO	2	9,345
8471603000	DISPLAY UNITS W/OUT CAT RAY TUBE, /N>30.5CM, NESOI	NO	1	5,000
8471603500	DISPLAY UNITS W/COLOR CATHODE RAY TUBE, NESOI	NO	207	86,740
8471604580	DISPLAY UNITS W/CATHODE RAY TUBE EXC COLOR, NESDOI	NO	1	16,942
8471605100	LASER PRINTER UNTS,PROD >20 PGS,INC TRANS,CONT,PRT	NO	1	4,000
8471605200	LASER TYPE PRINTER UNITS, PROD < 20 PAGE,W/TRAN/PR	NO	1	10,000
8471605500	THERMAL TRANSFER TYPE PRINTER UNITS,W/TRNSPRT,P,ME	NO	3	3,450
8471605790	OTHER PRINTER UNITS, INCORP TRANSPRT,CONT,PRT MECH	NO	22	19,494
8471606200	LASER TYPE PRINTER UNITS, PRODUCING < 20 PAGES,MIN	NO	6	6,624
8471606400	INK JET TYPE PRINTER UNITS, NESOI	NO	1	2,950
8471606790	OTHER PRINTER UNITS, NESOI	NO	1	5,556
8471607040	OUTPUT DEVICES, FOR PHSYICAL INCORP IN ADP MACH OT	NO	2	3,000
8471607080	INPUT OR INPUT/OUTPUT UNITS, INC IN ADP MACH/OTHER	NO	5	5,312
8471608000	OPTICL SCANNERS & MAGNETIC INK RECONITON DEV,NESOI	NO	21	25,392
8471609030	CARD KEY AND MAGNETIC MEDIA ENTRY DEVICES, NESOI	NO	1	10,000
8471701000	MAGNETIC DISK DRIVE UNITS>21 CM(8.3 IN) IN DIAMETR	NO	85	1,254,012
8471703000	MAGNETIC DISK DRIVE UNITS>21 CM(8.3 IN) IN DIAMETR	NO	11	116,965
8471704035	FLEX(FLOPPY)MAGNET DISK DRIVE UNT,NO CAB,POWER SUP	NO	2	35,000
8471704065	HARD MAGNETIC DISK DR UNT,NO CABNT/POWER SUP,NESOI	NO	26	286,286
8471704095	MAGNETIC DISK DRIVE UNT,NO CABINET/POWER SUP,NESOI	NO	4	311,143
8471705065	HARD MAGNETIC DISK DRIVE UNITS, NESOI	NO	3,429	63,366,598
8471705095	MAGNETIC DISK DRIVE UNITS, NESOI	NO	1	65,000
8471709000	STORAGE UNT, EXCLUD MAGNETIC DISK DR UNITS, NESOI	NO	19,739	252,439,914
8471801000	CONTROL OR ADAPTOR UNITS OF ADP MACH, NESOI	NO	1,237,949	198,186,074
8471809000	AUTOMATIC DATA PROCESSING UNITS, NESOI	NO	4	400,000
8471900000	ADP MAC&UNTS THEREOF;MAG/OPT RDER,TRNSCRB,PROC DAT	NO	536	3,559,999
8472100000	DUPLICATING MACHINES	NO	91	39,000
8472901000	AUTOMATIC TELLER MACHINES	NO	52	59,162
8472909050	OFFICE MACHINES, NESOI	NO	78	57,500
8473100020	PARTS OF WORD PROCESSING MACHINES	X		855,155
8473100095	PARTS & ACCESSORIES OF TYPEWRITERS	X		98,619
8473210000	PARTS OF ELECTRONIC CALCULATING MACHINES	X		47,309
8473290000	PARTS FOR MACH,NESOI, INCORP CALCULATING DEVICE	X		72,533
8473300000	PARTS & ACCESSORIES FOR ADP MACHINES & UNITS	X		3,612,800,272
8473400000	PARTS AND ACCESSORIES OF OFFICE MACHINES, NESOI	X		2,563,126
8473500000	PTS SUITBLE FR USE W MAC OF 2/MORE HEAD 8469-8472	X		2,478,620
8474200070	GRINDING MACHINES FOR MINERALS, STATIONARY	NO	1	45,000
8474310000	CONCRETE OR MORTAR MIXERS	NO	101	290,283
8474320000	MACH FOR MIXING MINERAL SUBSTANCES WITH BITUMEN	NO	1	15,008
8474390000	MIXING OR KNEADING MACH, NESOI, FOR MINERAL SUBSTN	NO	10	120,000
8474800020	MACHINES FOR FORMING FOUNDRY MOLDS OF SAND	NO	4	110,000

TABLE - 4 SHIPMENTS OF MERCHANDISE FROM PUERTO RICO TO THE UNITED STATES,
BY COMMODITY: FISCAL YEAR 2001

COMM CODE	DESCRIPTION	UNIT	QUANTITY	VALUE - $
8474900010	PARTS OF MCH F SORT, SCREEN, WASH, SEPARATE MINERA	X		3,000
8475100000	MACH F ASSEM ELEC LAMPS, TUBES ETC IN GLASS ENVLP	NO	1	3,372
8475901000	PARTS OF MACH F ASSEN ELEC LAMPS, ETC IN GLASS ENV	X		194,215
8475909000	PARTS OF MACH FOR MANUFACTURE OR HOT WORKING GLASS	X		72,600
8476890000	AUTO GOODS- VENDING MACH WITHOUT HEAT OR REFRIG	NO	110	33,000
8476900000	PARTS OF AUTOMATIC VENDING MACHINES	X		50,400
8477106010	INJECT-MOLDING MACH F PROC RUBBER OR THERMOSET MTL	NO	1	25,000
8477106070	INJECT-MOLDING MACH FOR PROCESSING THERMOPLASTICS	NO	3	83,126
8477200015	EXTRUDERS,SINGLE SCREW,RUBBER,THERMOSETTING MTRLS.	NO	1	20,000
8477300000	BLOW-MOLDING MACHINES	NO	32	657,038
8477400000	VACUUM-MOLDING MACH AND OTH THERMOFORMING MACHINES	NO	60	625,000
8477800000	MACH, NESOI, FOR WORKING RUBBER OR PLASTICS	NO	2	600,000
8477900010	PARTS OF INJECTION-MOLDING MACHINES	X		5,000
8477900030	PARTS OF BLOW-MOLDING MACHINES	X		3,372
8477900090	PARTS, NESOI, OF MACH F WORKING RUBBER OR PLASTICS	X		64,090
8478900000	PARTS OF MACH,NESOI,FOR PREP OR MAKING UP TOBACCO	X		4,622,587
8479100080	MACHINERY, NESOI, FOR PUBLIC WRKS, BUILDING,ETC	NO	220	791,200
8479200000	MACH F EXTRACT OR PREP OF ANIMAL OR VEG FAT OR OIL	NO	10	169,000
8479400000	ROPE OR CABLE-MAKING MACHINES	NO	221	881,885
8479500000	INDUSTRIAL ROBOTS FOR MULTIPLE USES	NO	2	74,000
8479810000	METAL TREATING MACH, INC ELECTRIC WIRE COIL-WINDER	NO	1	3,000
8479820080	CRUSH,GRIND,SCREEN,SIFT,EMULSFYG,ETC MACH,NESOI	NO	2	8,000
8479891000	AIR HUMIDIFIERS OR DEHUMIDIFIERS	NO	1	6,000
8479893040	INDUSTRIAL VACUUM CLEANERS	NO	7	20,000
8479893080	VACUUM CLEANERS OTHER THAN INDUSTRIAL	NO	2	1,000,000
8479897000	CARPET SWEEPERS	NO	2	3,350
8479898578	PHYSICAL DEPOSITION APPARATUS INCL. SPUTTERING APS	NO	1	21,600
8479898590	MACH NESOI FOR PROD & ASSEMBLY OF SEMICONDUCTORS	NO	11	237,708
8479899798	MACHINES AND MECHANICAL APPLIANCES, NESOI	NO	105	1,750,767
8479909540	PARTS OF INDUSTRIAL ROBOTS, NESOI	X		44,004
8479909580	OTHER PARTS OF MACH & MECHANICAL APPLIANCES	X		94,514
8480200000	MOLD BASES	NO	69	1,071,514
8480490000	MOLDS, NESOI, FOR METAL OR METAL CARBIDES	NO	3	10,200
8480500000	MOLDS FOR GLASS	NO	4	39,500
8480600000	MOLDS FOR MINERAL MATERIALS	NO	84	1,071,500
8480711000	INJECT OR COMPRSSN MOLDS F RUB OR PLASTICS, SHOE	NO	4	105,000
8480718045	INJECTION TYPE MOLDS FOR RUBBER OR PLASTICS, NESOI	NO	10	552,000
8480790000	MOLDS F RUBBER OR PLASTICS EXC INJECT OR COMPRESSN	NO	10	167,009
8481100040	PRESSURE-REDUCING CONTROL VALVES, PNEU.FLUID POWER	NO	24	21,032
8481100090	OTHER PRESSURE-REDUCING VALVES, NESOI	NO	308	37,764
8481200010	HYDRAULIC VALVES, MANUAL, DIRECTIONAL CONTROL	NO	1	3,000
8481200050	HYDRAULIC VALVES, NESOI	NO	1	10,430
8481200080	OTHER PNEUMATIC VALVES, NESOI	NO	2	51,604
8481309000	CHECK VALVES EXCEPT COPPER, IRON OR STEEL	NO	11	39,557
8481803010	GATE TYPE TAPS,COCKS AND VALVES OF IRON,HAND OP	NO	1	2,908
8481803090	TAPS,COCKS AND VALVES, NESOI, OF STEEL, HD OP	NO	1	16,000
8481805060	BATH, SHOWER, SINK AND LAVATORY FAUCETS	NO	44	23,648
8481805090	TAPS,COCKS,VALVES ETC, NESOI, HD OP,EXC CP,IRN,STL	NO	5,848	190,591
8481809005	OTHER TAPS, COCKS, VALVES, ETC.	NO	35,780	372,790
8481809015	OTHER TAPS, COCKS, VALVES, ETC. FOR PIPES, TANKS,	NO	42,172	771,578
8481809050	OTHER VALVES, NESOI	NO	371	9,250
8481907000	PARTS OF HAND OPERATED AND CHECK APPLIANCES	KG	1,859	15,000
8481909010	PARTS OF VALVES F OLEOHYDRLC OR PNEUMATIC TRANSMN	KG	19,433	57,144
8481909090	PARTS OF TAPS,COCKS,VALVES, ETC, NESOI	KG	99,487	19,282,322
8482101000	BALL BEARINGS WITH INTEGRAL SHAFTS	NO	2	7,443
8482105008	THRUST BALL BEARINGS	NO	1	3,146
8482105028	ANGULAR CONTACT BALL BEARINGS, NESOI	NO	1,767	6,089
8482105068	BALL BEARINGS, NESOI	NO	2,281	18,290
8482200080	CONE TAPERED ASSEMBLIES, NESOI	NO	51,080	99,738
8482800020	COMBINED BALL AND SPHERICAL ROLLER BEARINGS	NO	3,040	11,203
8482800080	BALL OR ROLLER BEARINGS, NESOI	NO	58,150	485,559
8482910070	SPHERICAL ROLLERS FOR ROLLER BEARINGS	KG	205,439	2,085,339
8482910090	ROLLERS, NESOI, FOR ROLLER BEARINGS	KG	80,920	1,537,206
8482991010	INNER AND OUTER RACES FOR BALL BEARINGS	NO	5	3,633
8483105000	TRANSMISSION SHAFTS AND CRANKS, NESOI	KG	2,633	22,762
8483200010	HOUSED BEARINGS INCORPORATING BALL BEARINGS	NO	1	7,500

TABLE - 4 SHIPMENTS OF MERCHANDISE FROM PUERTO RICO TO THE UNITED STATES,
BY COMMODITY: FISCAL YEAR 2001

COMM CODE	DESCRIPTION	UNIT	QUANTITY	VALUE - $
8483308090	PLAIN SHAFT BEARINGS WITHOUT HOUSING, NESOI	NO	2	7,980
8483401000	TORQUE CONVERTERS	NO	58	65,899
8483905000	PARTS OF GEARING, GEAR BOXES AND OTH SPEED CHANGER	X		5,000
8483909500	PARTS OF BRG HOUSING,PLAIN BRG,CLUTCHES,FLYWHL,ETC	X		13,100
8484200000	MECHANICAL SEALS	NO	1	5,687
8485100000	SHIPS' PROPELLERS AND BLADES THEREFOR	X		50,000
8485900080	MACH PARTS W/O ELEC FEATURE NOT SPECIFIED IN CH 84	X		591,981
	ELECTRICAL MACHINERY AND EQUIPMENT AND PARTS THEREOF;SOUND RECORDERS AND REPRODUCERS,TELEVISION IMAGE AND SOUND RECORDERS AND REPRODUCERS, AND PARTS AND ACCESSORIES OF SUCH ARTICLES.....	TOTAL		1,931,764,714
8501104060	ELECTRIC MOTORS <18.65 W, DC, O/T BSHLS, NESOI	NO	19	86,852
8501104080	ELECTRIC MOTORS UNDER 18.65 W, NESOI	NO	6,125	46,945
8501106020	ELEC MOTORS 18.65-37.5W AC	NO	1	12,900
8501106040	ELEC MOTORS 18.65-37.5W DC, BRUSHLESS	NO	4	34,400
8501106080	ELEC MOTORS 18.65-37.5W, NESOI	NO	701	611,981
8501203000	ELECTRIC MOTORS, AC/DC UNIVERSAL, >74.6 BUT < 746W	NO	880	39,609
8501206000	UNIVERSAL AC/DC ELEC MOTORS =>746W	NO	1	5,000
8501312000	DC MOTORS >37.5W BUT =< 74.6 W	NO	1	26,370
8501318000	DC GENERATORS, NOT EXCEEDING 750 W	NO	26	1,195,000
8501322000	DC MOTORS > 750 W BUT =< 14.92 KW	NO	28,789,467	7,434,924
8501326000	DC GENERATORS > 750 W BUT =< 75 KW	NO	1	11,292
8501343000	DC MOTORS > 375 KW OUTPUT	NO	2	5,000
8501403040	ELECTRIC MOTORS, AC > 74.6 W BUT < 746 W SGL-PHS	NO	1	18,150
8501516040	AC MOTOR, MULTI-PHASE, <746W BUT =<750 W NESOI	NO	1	19,000
8501610000	AC GENERATORS (ALTERNATORS) <=75 KVA OUTPUT	NO	299	1,925,544
8501620000	AC GENERATORS (ALTERNATOR) > 75 KVA BUT =< 375KVA	NO	223	1,293,077
8501640050	AC GENERATORS (ALTERNATORS) > 40000 KVA	NO	1	20,000
8502130020	GENERATING SETS, ELC, DIESEL,>375KVA BUT =<1000KVA	NO	2	737,523
8502130040	GENERATING SETS, ELC, DIESEL, > 1000 KVA	NO	4	400,000
8502200040	GENERATINGING SETS < 5 KVA, SPARK IGNITION IC ENGS	NO	45	22,500
8502390000	GENERATING SETS, ELECTRIC, NESOI	NO	2	250,000
8502400000	ELECTRIC ROTARY CONVERTERS	NO	793	621,716
8503002000	COMMUTATORS FOR MACHINES IN HEADING 8501 OR 8502	NO	35	447,246
8503005000	PARTS OF MOTORS OTHER THAN COMMUTATORS	X		536,184
8503006040	PARTS OF GENERATORS O/T COMMUTATORS	X		11,797,988
8503006060	OTHER PARTS FOR MACHINES IN 8501 AND 8502	X		2,504,141
8504100000	BALLASTS FOR DISCHARGE LAMPS OR TUBES	NO	1,821	63,196
8504210020	LIQUID DIELECTRIC TRANSFORMER =< 50 KVA	NO	4	91,645
8504210040	LIQUID DIELECTRIC TRANSFORMER >50KVA BUT =<100KVA	NO	699	140,360
8504210060	LIQUID DIELECTRIC TRANSFORMER >100KVA BUT =<500KVA	NO	60	73,238
8504230080	LIQUID DLCTC TRANSFORMER > 100,000 KVA	NO	62	167,006
8504312000	TRANSFORMERS, NESOI, UNRATED	NO	176,794	1,197,215
8504314035	TRANSFORMERS, NESOI, LESS THAN 40 VA	NO	40,660	417,414
8504314065	TRANSFORMERS, NESOI, => 40 VA BUT < 1 KVA	NO	1	2,520
8504316000	TRANSFORMERS, NESOI, RATED AT 1 KVA	NO	31	9,864
8504320000	TRANSFORMERS, NESOI,> 1 KVA BUT =< 16 KVA	NO	1,428	138,233
8504330020	TRANSFORMERS, NESOI, > 16 KVA BUT =< 50 KVA	NO	43	168,931
8504330040	TRANSFORMERS, NESOI, > 50 KVA BUT =< 500 KVA	NO	195	160,370
8504340000	TRANSFORMERS, NESOI, > 500 KVA	NO	5	675,732
8504406001	POWER SUPPLIES FOR PHYS INCORP INTO ADP, < = 50W	NO	201	86,018
8504406007	POWER SUPPLIES FOR PHYS INCORP INTO ADP,50W - 150W	NO	1,945	10,526,152
8504406012	POWER SUPPLIES FR PHYS INCORP INTO ADP,150W - 500W	NO	1,988	895,326
8504406018	POWER SUPPLIES FR PHYS INCORP INTO ADP,EXCEED 500W	NO	5,168	968,791
8504407001	POWER SUPPLIES FOR ADP, NESOI, < = 50W	NO	1	8,110
8504407007	POWER SUPPLIES FOR ADP, NESOI, 50W - 150W	NO	1,753	110,368
8504407012	POWER SUPPLIES FOR ADP, NESOI, 150W - 500W	NO	4,617	441,871
8504407018	POWER SUPPLIES FOR ADP, NESOI, EXCEEDING 500W	NO	906,923	44,587,602
8504408500	STATIC CONVRTRS,NESOI,TELECOMMUNICATION APPARATUS	NO	3	13,760
8504409510	RECTIFIERS & RECTFNG APPAR., POWER SUPPLS, <= 50W	NO	2	3,000
8504409520	RECTIFIERS & RECTIFNG APPA,POWER SUPPLY,>50W=<150W	NO	27,573	2,765,092
8504409530	RECTIFIER & RECTFNG APPAR,POWER SUPPLY,>150W=<500W	NO	2,293	240,765

TABLE - 4 SHIPMENTS OF MERCHANDISE FROM PUERTO RICO TO THE UNITED STATES,
BY COMMODITY: FISCAL YEAR 2001

COMM CODE	DESCRIPTION	UNIT	QUANTITY	VALUE - $
8504409540	RECTIFIERS & RECTIFNG APPARATUS,POWER SUPPLY >500W	NO	43	161,554
8504409550	RECTIFIERS & RECTIFYING APPARATUS, NESOI	X		381,309
8504409580	STATIC CONVERTERS, NESOI	X		112,315
8504500000	INDUCTORS, NESOI	NO	4,204	88,345
8504900020	PARTS FOR TRANSFORMERS	X		474,141
8504900080	PARTS,NESOI,FOR ELECTRICAL INDUCTORS	X		247,676
8505904000	ELECTROMAGNETIC WORK HOLDERS AND PARTS THEREOF	X		17,000
8506100000	PRIMARY CELLS AND BATTERIES, MANGANESE DIOXIDE	NO	2,357,773	2,273,868
8506800000	PRIMARY CELLS AND BATTERIES, NESOI	NO	22,029	377,387
8506900000	PRIMARY BATTERY AND CELL PARTS	X		41,921
8507100060	LEAD-ACID BATTERIES, NEW, 12 VOLTS, >6KG	NO	4	2,800
8507100090	LEAD-ACID BATTERIES, NEW, OTHER THAN 12 VOLT	NO	658	43,084
8507200090	LEAD ACID STRGE BTTRIES,NEW,NESOI,NOT 6,12,OR 36V	NO	70	5,214
8507300000	NICKEL-CADMIUM STORAGE BATTERIES	NO	192	48,000
8507800000	OTHER STORAGE BATTERIES	NO	3,750	75,000
8507904000	PARTS FOR LEAD ACID STORAGE BATTERIES	X		3,873
8508200090	ELECTRIC HAND SAWS, NESOI	NO	13	149,250
8508800030	GRNDRS,SNDRS,& PLSHRS OTH THN ANGLE,ORBTL,STRG-LIN	NO	5	9,255
8508800095	ELECTROMEHANICAL HAND TOOLS,NESOI	NO	134	143,125
8508900000	ELECTROMECHANICAL HAND TOOL PARTS	X		782,615
8509100020	ELECTRIC DOMESTIC VACUUM CLEANERS, PORTABLE, HAND	NO	543	495,000
8509100040	ELECTRIC VACUUM CLEANERS, NESOI	NO	2	4,500
8509400030	ELECTRIC DOMESTIC JUICE EXTRACTORS	NO	37,518	542,421
8509800091	ELECTROMECHANICAL DOMESTIC APPLIANCES, NESOI	NO	1,003	173,200
8509902000	ELECTRIC DOMESTIC VACUUM CLEANER PARTS	X		3,500
8509904050	ELECTRIC DOMESTIC APPLIANCE PARTS, NESOI	X		32,550
8511100000	INTERNAL COMBUSTION ENGINE SPARK PLUGS	HUN	105,637	528,181
8511200000	INTERNAL COMBUSTION ENGINE MAGNETOS, MAGNETO-DYNAM	X		3,000
8511300080	INTERNAL COMBUSTION ENGINE IGNITION COILS	NO	616,113	4,036,321
8511400000	INTERNAL COMBUSTION ENGINE STARTER MOTORS	NO	1,349	48,944
8511500000	INTERNAL COMBUSTION ENGINE GENERATORS,NESOI	NO	26,514	728,518
8511802000	INTERNAL COMBUSTION ENGINE VOLTAGE REG,6, 12, 24 V	NO	183	12,577
8511806000	OTHER INTERNAL COMBUSTION ENGINE IGNITION EQUIPMNT	X		47,869
8511906020	PARTS FOR INTERNAL COMBUSTION ENGINE DSTBR POINTS	NO	214,009	913,693
8511908000	PARTS FOR ELECTRICAL APPARATUS USED ON IC ENGINES	X		22,468,641
8512100000	LIGHTING OR VISUAL SIGNALING EQUIPMENT FOR BICYCLE	X		20,000
8512204000	MOTOR VEHICLE VISUAL SIGNALING EQUIPMENT	X		3,300
8513100000	PORTABLE ELECTRIC LAMPS, BATTERY OR MAGNETO	X		8,464
8514302000	FURNACES, OVENS FOR DIFFUSION, ETC.,SEMICONDUCTORS	NO	1	15,000
8514400000	OTHER INDUCTION OR DIELECTRIC HEATING EQUIPMENT	X		85,000
8514900000	PARTS FOR IND, LAB FURNACES,OVENS OR HEATING EQUIP	X		20,000
8515190000	BRAZING OR SOLDERING MACHINES, NESOI	NO	1	87,700
8515290000	ELECTRIC WELDERS, RESISTANCE, NESOI	NO	6	405,000
8515800080	ELEC WELDING MACHINES,NESOI; METAL SPRAYING EQ	NO	1	6,535
8515902000	PARTS OF WELDING MACHINES AND APPARATUS	X		37,000
8515904000	PARTS OF BRAZING AND SOLDERING EQUIP	X		4,000
8516100080	ELECTRIC WATER HEATERS, NESOI, AND IMMERSION HEATE	NO	452	9,500
8516320000	ELECTROTHERMIC HAIR DRESSING APPARATUS,NESOI	X		350,000
8516500000	MICROWAVE OVENS	NO	330	24,105
8516604000	ELECTRIC COOKING STOVES, RANGES AND OVENS	NO	63	32,501
8516710000	ELECTRIC COFFEE OR TEA MAKERS	NO	585	60,818
8516790000	OTHER ELECTROTHERMIC APPLIANCES, DOMESTIC	NO	1	4,053
8516800000	ELECTRIC HEATING RESISTORS	X		2,977
8517110000	LINE TELEPHONE SETS WITH CORDLESS HANDSETS	NO	591	23,410
8517190000	VIDEOPHONES	NO	172	207,175
8517210000	FACSIMILE MACHINES	NO	9	37,848
8517301500	CENTRAL OFFICE TELEPHONE SWITCHING SYSTEMS	NO	6	149,500
8517302000	PRIVATE BRANCH EXCHANGE TELEPHONE SWITCHING APRTS.	NO	165	243,648
8517302500	ELECTRONIC KEY TELEPHONE SYSTEMS	NO	8,070	2,382,834
8517305000	TELEGRAPHIC SWITCHING APPARATUS	X		739,361
8517501000	MODEMS,OF A KIND USED WITH ADP EQP.IN HEADING 8471	NO	2,144,594	260,114,668
8517505000	TELEPHON APP,CARR-CURRENT LINE OR DIGITAL LINE SYS	X		1,317,225
8517509000	TELEGRAPHIC APPARATUS FOR DIGITAL LINE SYSTEMS	X		22,791
8517801020	TELEPHONIC APPARATUS, NESOI	X		59,169
8517802000	TELEGRAPHIC APPARATUS, NESOI	X		53,743
8517902000	PARTS FOR TELEPHONIC SWITCHING APPARATUS	X		2,864,481

TABLE - 4 SHIPMENTS OF MERCHANDISE FROM PUERTO RICO TO THE UNITED STATES,
BY COMMODITY: FISCAL YEAR 2001

COMM CODE	DESCRIPTION	UNIT	QUANTITY	VALUE - $
8517905000	PARTS,NESOI,FOR TELEPHONIC APPARATUS	X		211,741,090
8517909000	PARTS FOR TELEGRAPHIC APPARATUS	X		3,644,416
8518100000	MICROPHONES AND PARTS THEREOF	X		54,514
8518210000	SINGLE LOUDSPEAKERS, MOUNTED IN THEIR ENCLOSURES	NO	246,947	6,854,173
8518220000	MULTIPLE LOUDSPEAKERS,MOUNTED IN SAME ENCLOSURE	NO	2	2,999
8518290000	LOUDSPEAKERS, NESOI	NO	715	32,270
8518302000	OTHER HEADPHONES,EARPHONES, MICROPHONE/SPEAKER	NO	121	16,375
8518401000	LINE TELEPHONY AUDIO FREQUENCY AMPLIFIER REPEATERS	NO	2	16,000
8518402000	AUDIO FREQUENCY ELECTRIC AMPLIFIERS, NESOI	NO	791	1,199,357
8518500000	ELECTRIC SOUND AMPLIFIER SETS	NO	511	46,135
8518901000	PARTS OF TELEPHONE HANDSETS AND REPEATERS	X		56,623
8518903000	PARTS OF MICROPHONES,LOUDSPEAKERS,AMPLIFIERS	X		136,645
8519100000	COIN- OR TOKEN-OPERATED RECORD PLAYERS	NO	12	85,495
8519210000	RECORD PLAYERS WITHOUT LOUDSPEAKERS	NO	33	8,128
8519290000	RECORD PLAYERS,NESOI	NO	256	14,000
8519990030	CARTRIDGE TYPE TAPE PLAYERS	NO	26	7,200
8519990070	SOUND REPRODUCING APPARATUS,NESOI	NO	924	527,738
8520200000	TELEPHONE ANSWERING MACHINES	NO	2	25,000
8520320000	MAGNET TAPE RECORDER/REPRODUCERS,DIGITAL AUDIO TYP	NO	2	13,500
8520330000	TAPE RECORDER/REPRODUCERS, CASSETTE TYPE	NO	28	26,800
8520390000	MAGNETIC TAPE RECORDERS/REPRODUCERS, NESOI	NO	76	7,500
8520900080	OTHER MAGNETIC SOUND RECORDING OR REPRODUCING EQUI	NO	2	7,685
8521100000	VIDEO RECORDING OR REPRODUCING APP, MAGNETIC TAPE	NO	292	875,285
8521900000	VIDEO RECORDING OR REPRODUCING APP,EXC MAGNET TAPE	NO	93	650,193
8522900090	PARTS,NESOI,FOR APPARATUS OF HEADINGS 8519 TO 8521	X		4,500
8523120040	UNRECORDED MAGNETIC TAPE >4 & =<6.5MM, VIDEO	X		3,000
8523130040	UNRECORDED MAGNETIC TAPE >6.5MM, VIDEO, CASSETTE	NO	1	3,000
8523200000	UNRECORDED MAGNETIC DISCS	NO	4	4,000
8523300000	UNRECORDED, CARDS INCORPORATING A MAGNETIC STRIPE	NO	4	46,500
8523900000	UNRECORDED MAGNETIC MEDIA, NESOI	X		12,588
8524100020	PHONOGRAPH RECORDS, 33-1/3 RPM STEREO, QUADRAPHONI	NO	143	161,585
8524100040	PHONOGRAPH RECORDS, NESOI	NO	333	9,171
8524310000	LASER DISCS,FOR REPRODUCING OTHER THAN SOUND/IMAGE	NO	133,451	1,040,692
8524320000	LASER DISC FOR REPRODUCING SOUND ONLY	NO	9,828	695,159
8524390000	DISCS FOR LASER READING SYSTEMS, NESOI	NO	2,541	58,054
8524400000	MAGNET TAPES FR REPRODUCING OTHER THAN SOUND/IMAGE	NO	29,549	1,663,913
8524521040	VIDEO TAPE RECORDNG >4MM AND =<6.5MM, IN CASSETTES	NO	9,436	419,196
8524521080	VIDEO TAPE RECORDINGS >4MM =<6.5MM,EXCEPT CASSETTE	NO	1,215	33,690
8524522000	OTHR MAGNET TAPE RECORDNG >4MM =<6.5MM,EXCEP VIDEO	NO	7,197	149,381
8524532000	OTHR MAGNET TAPE RECORDNG >6.5MM, EXCEPT VIDEO	NO	15,532	316,771
8524910000	OHTR RECORDED MEDIA,NESOI,FOR REPROD OTHR THAN S/I	NO	13,618	2,096,349
8524990000	RECORDED MEDIA, NESOI	NO	9,147	1,752,085
8525102010	APPARATUS FOR RECEP OF TV SIGNALS BY TV SATELLITE	NO	2,836	788,476
8525102050	OTHER TRANSMISSION APPARATUS FOR TELEVISION	X		112,375
8525106010	RADIO TRANSMITTERS FOR CIVIL AIRCRAFT	NO	1	6,000
8525106030	RADIO TRANSMITTERS =< 30 MHZ	NO	6	3,675
8525106050	RADIO TRANSMITTERS > 30 MHZ BUT =< 400 MHZ	NO	1	3,270
8525106090	RADIO TRANSMITTERS FOR FREQ EXCEEDING 1000 MHZ	NO	13	84,334
8525108040	COMMUNICATIONS TRANSMISSION APPARATUS,NESOI	X		1,416,288
8525201000	RADIO TRANSCEIVERS, CITIZENS BAND (CB) TYPE	NO	9	64,021
8525202000	RADIO TRANSCIEVERS, LOW POWER, 49.8 MHZ TO 49.90MH	NO	24	438,972
8525203005	RADIO TRANSCEIVERS FOR CIVIL AIRCRAFT	NO	2	18,370
8525203030	RADIO TRANSCEIVERS, HAND-HELD, NESOI	NO	31	105,446
8525203040	RADIO TRANSCIEVERS, MARINE VHF-FM	NO	59	235,043
8525203055	RADIO TRANSCEIVERS, NESOI,> 400 MHZ	NO	9	204,566
8525209020	RADIO TELEPHONES FOR INSTALLATION IN MOTOR VEHICLE	NO	4	56,800
8525209040	RADIO PHONES, NT MOTOR VHCL, PBLIC CELLULAR SRVCE	NO	2,625	2,531,374
8525209080	TRANSMISSION APPTS INCORPORATING RECEIVERS,NESOI	X		2,383,197
8525300020	TELEVISION CAMERAS, COLOR	NO	22	88,194
8525300070	TELEVISION CAMERAS, NESOI	NO	1,407	2,262,324
8525404000	DIGITAL STILL IMAGE VIDEO CAMERAS	NO	10,633	9,000,956
8525408020	8MM CAMCORDERS	NO	440	280,718
8525408050	CAMCORDERS EXCEPT 8MM	NO	115	42,038
8525408085	STILL VIDEO CAMERAS & OTHR VID CAM RECORDERS,NESOI	NO	71	99,599
8526910010	RADIO NAVIGATIONAL AID APPARA FOR CIVIL AIRCRAFT	NO	1	20,000
8526910030	RADIO NAVIGATIONAL AID APPARATUS, RECEPTION ONLY	NO	5	31,500

TABLE - 4 SHIPMENTS OF MERCHANDISE FROM PUERTO RICO TO THE UNITED STATES,
BY COMMODITY: FISCAL YEAR 2001

COMM CODE	DESCRIPTION	UNIT	QUANTITY	VALUE - $
8526920000	RADIO REMOTE CONTROL APPARATUS	X		5,000
8527120000	POCKET-SIZE RADIO CASSETTE PLAYERS	NO	145	39,559
8527131100	RADIOBROADCAST RECEIVERS, BATTERY TYPE, W/O RECORD	NO	19	21,513
8527132000	RADIOBRDCST RECEIV,BATTERY TPE, RADIO-TAPE RECORDR	NO	4	12,700
8527136000	RADIOBROADCAST RECEIVERS, BATTERY TYPE, NESOI	NO	2	5,000
8527190000	RADIOBROADCAST RECEIVERS, BATTERY TYPE, NESOI	NO	233	78,092
8527210000	RADIOBROADCAST RECEIVERS FOR MOTOR VEHICLES W RCOS	NO	479	217,432
8527290000	RADIOBROADCAST RECEIVERS FOR MOTOR VEHICLES NESOI	NO	1	11,770
8527310000	RADIOBROADCAST RECEIVERS,NESOI,WITH SOUND RECORDER	NO	2,542	457,742
8527320000	RADIOBROADCAST RECEIVERS,NESOI,WITH CLOCK WO P & R	NO	739	113,577
8527390000	RADIOBROADCAST RECEIVERS,NESOI	NO	381	64,636
8527904000	OTHER ARTICLES DESIGNED FOR CONNECTION TO TLPH	NO	4	4,008
8527908015	RADIO RECEIVERS, RADIO PAGING TYPE	NO	1	3,000
8527908075	RECEPTION APPARATUS RADIO COMMUNICATIONS,NESOI	X		30,419
8528123000	RECEP APP FOR TV,COLOR,INC VIDEO RCRDNG/REPROD APP	NO	979	432,389
8528126005	03TV RCRS,CLR,W/PCTR TUBE,W/RDOBRDCST RCVRS/SND RC	NO	193	67,348
8528126010	RECEP APP FOR TV,COLOR, HAVNG PICTURE TUBE, < 52CM	NO	37	12,820
8528126040	RECEP APP FOR TV,COLOR,HAVNG A PICTURE TUBE > 52CM	NO	3,200	666,278
8528126057	RECEPT APP FOR TV,COLOR,NESOI,WITHOUT PICTURE TUBE	NO	1	10,000
8528210000	VIDEO MONITORS, COLOR	NO	1,304	197,880
8528220000	VIDEO MONITORS, MONOCHROME	NO	1	3,000
8528305550	VIDEO PROJECTORS, COLOR	NO	73	348,926
8529102020	TELEVISION ANTENNAS, RECEIVING ONLY	NO	16	35,600
8529102050	TELEVISION ANTENNAS, NESOI	NO	2,440	359,854
8529102090	TELEVISION ANTENNA REFLECTORS	X		14,982
8529106000	ANTENNAS & PARTS,NESOI,FOR HOG 8525 TO 8528	X		5,000
8529903800	PARTS,NESOI,FOR TV APPARATUS, HEADINGS 8525-8528	X		13,000
8529904720	PARTS FOR RADAR APPARATUS	X		154,923
8529904740	PARTS FOR RADIO NAVIGATIONAL AID APPARATUS	X		40,392
8529904760	PARTS FOR RADIO REMOTE CONTROL APPARATUS	X		127,073
8529905000	PARTS, NESOI, OF APPARATUS IN HEADINGS 8525 TO 852	X		116,059
8530800000	ELECTRICAL SIGNALING OR TRAFFIC CONTROL EQPT,NESOI	X		52,202
8531100015	SMOKE DETECTORS, BATTERY POWERED	NO	2	5,825
8531100025	SMOKE DETECTORS, NESOI	NO	5,002	66,000
8531100045	BURGLAR OR FIRE ALARMS AND SIMILAR APPARATUS,NESOI	NO	98,907	30,849,536
8531200020	INDICATOR PANALS INCORPORATING LCD'S	X		36,168
8531200040	INDICATOR PANELS INCORPORATING LED'S	X		225,000
8531809010	INDICATOR PANELS INCORPORATING FLUORESCENT DEVICES	X		675,000
8531809030	SOUND SIGNALING APPARATUS, HORNS	X		80,000
8531809050	OTHER SIGNALING DEVICES, ELECTRIC, NESOI	X		475,000
8531900000	PARTS OF ELECTRIC SOUND OR VISUAL SIGNALING APRTS	X		145,966,322
8532210050	TANTALUM ELECTROLYTIC FIXED CAPACITORS,SMD	NO	282,029	191,281
8532240020	FIXED CAPACITORS, CERAMIC, DIELECTRIC MLTLYR CHIPS	NO	2,643,919	380,424
8532240040	FIXED CAPACITORS, CERAMIC, DIELECTRIC MLTLR AXIAL	NO	887,175	18,253
8532240060	FIXED CAPACITORS, CERAMIC, DIELECTRIC MLTLR RDIAL	NO	30,840	43,022
8532250010	FIXED CAPACITORS, PAPER, PLASTIC, AC, < 300 V	NO	103	25,130
8532250070	FIXED CAPACITORS, PAPER, PLASTIC, NESOI, RADIAL LD	NO	2	10,000
8532290040	FIXED CAPACITORS, NESOI	NO	1,000	19,000
8532900000	PARTS FOR ELECTRICAL CAPACITORS	X		193,621
8533210075	FIXED RESISTORS,NESOI,HAVING MORE THAN 2 LEADS	NO	10,400	5,200
8533210080	FIXED RESISTORS NESOI, =< 20W, 2 LEADS WIRE W	NO	30,000	5,928
8533210090	FIXED RESISTORS NESOI, =< 20W, 2 LEADS, NESOI	NO	249,565	24,636
8533390040	WIREWOUND VARIABLE RESISTORS, DIMMERS	NO	3,637,659	31,394,820
8533390080	WIREWOUND VARIABLE RESISTORS, NESOI	NO	8,685	82,844
8533400040	VARIABLE RESISTORS, NESOI, MOTOR STARTERS, CNL	NO	583,848	614,173
8533400080	VARIABLE RESISTORS, NESOI	NO	103,494	86,041
8533900000	PARTS FOR RESISTORS, RHEOSTATS, POTETIOMETERS	X		929,334
8534000020	PRINTED CIRCUITS OF PLASTIC/GLASS =>3 LAYERS, CNDT	NO	129,711	2,180,025
8534000040	PRINTED CIRCUITS OF PLASTIC/GLASS, NESOI	NO	482,539	3,067,504
8534000050	PRINTED CIRCUITS, PLASTIC IMPRG.,NOT FLEX,PPR.BASE	NO	17,441	119,792
8534000070	PRINTED CIRCUITS, PLASTIC IMPRG.,NOT FLEX, NESOI	NO	1,665	50,191
8534000080	PRINTED CIRCUITS, FLEXIBLE TYPE, NESOI	NO	241,173	304,523
8534000095	PRINTED CIRCUITS, NESOI	NO	746,852	4,508,787
8535100040	FUSES NESOI > 1000 V	NO	839	263,996
8535210000	AUTOMATIC CIRCUIT BREAKERS > 1000 V BUT < 72.5 KV	NO	373,824	121,317,007
8535290040	AUTOMATIC CIRCUIT BREAKERS NESOI > 72.5 KV < 345 K	NO	44	571,238

TABLE - 4 SHIPMENTS OF MERCHANDISE FROM PUERTO RICO TO THE UNITED STATES,
BY COMMODITY: FISCAL YEAR 2001

COMM CODE	DESCRIPTION	UNIT	QUANTITY	VALUE - $
8535400000	LIGHTNING ARRESTERS,VOLTAGE LIMITERS,SURGE SUPPRES	X		35,382,924
8535908020	TERMINALS, ELC SPLICES AND ELC COUPLINGS	NO	139,862	12,219
8535908040	ELECTRICAL CONNECTORS, NESOI > 1000 V	NO	18,390,054	7,618,313
8535908060	ELECT SWITCHING & CIRCUIT PROTECTION APPRTS, NESOI	NO	36,089	199,590
8536100020	FUSES =< 1000 V, GLASS CARTRIDGE	NO	516	31,692
8536100040	FUSES =< 1000 V, NESOI	NO	17,941	123,948
8536200020	AUTOMATIC CIRCUIT BREAKERS =< 1000 V, MOLDED CASE	NO	203,845,043	319,812,226
8536200040	AUTOMATIC CIRCUIT BREAKERS =< 1000 V, NESOI	NO	31,402,760	6,601,742
8536300000	OTHER APPARATUS FOR PROTECTING ELC CRTS =< 1000 V	X		2,687,369
8536410005	AUTOMOTIVE SIGNALING FLASHERS FOR VOLTAGE =< 60 V	NO	54,592	86,246
8536410020	ELCTMCHL RLYS =< 60 V, & CNTCTS < 10 A EXCPT ASF	NO	2	4,567
8536410030	RLYS (EXCPT ELCTMCHL & ASF) =< 60V, & CNTCTS < 10A	NO	145	1,790,406
8536410045	CONTACTORS, =<60 V, CNTCTS =>10 A, EXCPT ASF	NO	79,475	2,073,546
8536410060	RELAYS FOR PROTECTING ELECTRICAL CIRCUITS, =< 60 V	NO	15,646	122,325
8536490075	RELAYS > 60 V, ELECTROMECHANICAL	NO	5	255,808
8536490080	RELAYS > 60 V, NESOI	NO	513	12,800
8536507000	ELECTRNC AC SWTCH OPTICALLY COUPLD INPT/OUTPT CRCT	NO	3,469	14,162
8536509030	SWITCHES, PUSH-BUTTON, RATED AT NOT OVER 5 A	NO	6	16,852
8536509055	SWITCHES, LIMIT, NESOI, VOLTAGE NOT OVER 1000 V	NO	3,631,955	13,038,178
8536509065	OTHER SWITCHES, VOLTAGE NOT EXCEEDING 1000V, NESOI	NO	15	5,958
8536694010	ELECTRICAL CONNECTORS, COAXIAL TYPE, <= 1,000 V	NO	35,789	147,258
8536694020	ELECTRICAL CONNECTORS, CYLINDRICAL, MULTICONTACT	NO	7	10,836
8536694030	ELECTRICAL CONNECTORS, RACK AND PANEL TYPE<=1000 V	NO	29,888	160,404
8536694040	ELECTRICAL CONNECTORS, PRNTED CRCT TYPE <=1,000 V	NO	219,984	1,163,783
8536695050	ELECTRICAL CONNECTORS, FOR VOLTAGE<=1,000 V, NESOI	X		11,372,350
8536904000	TERMINALS,ELECTR SPLICES & COUPLINGS,WAFER PROBERS	X		2,387,990
8536908010	ELECTRICAL DISTRIBUTION DUCTS, <= 1,000 V	X		28,200
8536908030	ELECTRICAL JUNCTION BOXES NOT EXCEEDING 1,000 V	NO	21,991	201,485
8536908085	ELECT APPARATUS FOR SWTCH & PROTECT CIRCUITS NESOI	X		149,135,817
8537106000	MOTOR CONTROL CENTERS FOR A VOLTAGE NOT EXC. 1000V	NO	7	7,592
8537109020	SWITCHGEAR ASSEMBLIES AND SWITCHBOARDS =< 1000 V	NO	47,598	14,990,081
8537109030	NUMERICAL CONTROLS FOR CONTROLLING MACHINE TOOLS	NO	32	111,312
8537109060	PROGRAMABLE CONTROLLERS	NO	220	1,288,213
8537109070	ELECT APPARATUS EQP WITH APTS FRM HD 8535&36,NESOI	NO	883,508	20,933,177
8538100000	BOARDS, PANELS, CONSOLES ETC OF 8537 LESS APTS	X		1,282,086
8538907020	PARTS OF AUTO CIR BREAKERS FOR HEAD 8535/8536/8537	X		223,876,317
8538907040	ELECTRICAL METAL CONTACTS FOR HEAD 8535,8536,8537	X		76,093
8538907060	PARTS NESOI OF SWITCHGEAR, FOR HD 8535, 8536, 8537	X		200,884
8538907080	PRTS SUITBL FOR USE W/APTS IN 8535,8536,8537,NESOI	X		17,034,797
8539100040	SEALED BEAM LAMP UNITS =>15.24 CM	NO	231	11,045
8539212000	TUNGSTEN HALOGEN FILAMENT LAMPS =< 100 V	NO	3	15,200
8539214040	TUNGSTEN HALOGEN FILAMENT LAMPS > 100 V, & < 500 W	NO	93	173,916
8539310000	DISCHARGE LAMPS, (EX ULTRAVIOLET), FLUORESCENT	NO	2,981	9,830
8539390000	DISCHARGE LAMPS, (EX ULTRAVIOLET), NESOI	NO	11,334	356,598
8539490080	ELECTRIC LAMPS NESOI INCLUDING INFRARED	NO	4,756	14,268
8539900000	PARTS FOR ELECTRIC FILAMENT OR DISCHARGE LAMPS	X		4,821,096
8540204000	TV CAM TUBE,IMAGE CONVERT & INTENSIFIERS	NO	37	10,244
8540400000	DATA/GRAPHIC DISPLAY TUBES,COLOR, W/ PITCH < 0.4 M	NO	252	39,842
8540600055	CATHDE-RAY TUBES, NESOI, VIDEO DISPLY DIAG =<36CM	NO	2	20,000
8540714000	MAGNETRONS MICROWAVE TUBES, NESOI	NO	1	20,000
8540810000	RECIEVER OR AMPLIFIER TUBES	NO	2	3,000
8540990000	PARTS, NESOI, FOR ELECTRON TUBES	X		2,026,805
8541100050	ZENER DIODES	NO	10	5,791
8541100060	MICROWAVE DIODES	NO	1	2,520
8541100080	SEMICONDUCTOR DIODES NOT PHOTOSENSITVE > 0.5 A	NO	30,140	719,871
8541210080	TRANSISTORS OTHER THAN PHOTOSENSITIVE, < 1 W	NO	2,000	4,537
8541290080	TRANSISTORS OTHER THAN PHOTOSENSITIVE => 1 W	NO	51,501	33,610
8541402000	PHOTOSENSITIVE SEMICONDUCTOR DEVICES, LED'S	NO	4	42,225
8541406020	SOLAR CELLS IN MODULES OR PANELS	NO	51	63,158
8541408000	OPTICAL COUPLED ISOLATORS	NO	2	48,070
8541500080	SEMICONDUCTOR DEVICES, NESOI	NO	57,152	228,042
8541600060	MOUNTED PIEZOELECTRIC CRYSTALS, QUARTZ, > 20 MHZ	NO	412	23,253
8541600080	MOUNTED PIEZOELECTRIC CRYSTALS, EXCEPT QUARTZ	NO	1	6,400
8542120000	CARDS INCORP. ELEC. INTEGRATED CRCT (SMART CARDS)	NO	144	1,067,494
8542138005	UN,CHPS,DCE,WFRS DGTL MNLTHC INTGRT CRTS,SLCN(MOS)	NO	21,431	12,411
8542138010	CHPS,DCE,WFRS DGTL MLTHC INTGRTD CRTS,NOT SLCN MOS	NO	3	9,885

TABLE - 4 SHIPMENTS OF MERCHANDISE FROM PUERTO RICO TO THE UNITED STATES,
BY COMMODITY: FISCAL YEAR 2001

COMM CODE	DESCRIPTION	UNIT	QUANTITY	VALUE - $
8542138025	MONOLITHIC INTEGRATD CRCT MOS DRAM GT 1 MEGABIT	NO	955,915	5,527,448
8542138027	MONOLITHIC INTEGRATED CRCT MOS DRAM <= 300000 BITS	NO	2,820	34,545
8542138028	MONOLITHIC INTEGRATED CRCT MOS DRAM > 300,000 BITS	NO	1,671,275	19,386,519
8542138043	MONOLITHIC INTEGRATED CRCT MOS SRAM <= 300000 BITS	NO	7,384	29,149
8542138044	MONOLITHIC INTEGRATED CRCT MOS SRAM > 300,000 BITS	NO	41,111	279,936
8542138056	MONOLITHIC INTEGRATED CIRCUITS, DIGITAL, (EEPROM)	NO	18,187	370,736
8542138061	MONOLITHIC INTEGRATED CIRCUITS, DIGITAL, (EPROM)	NO	1,498	11,190
8542138065	MONOLITHIC INTEGRATED CIRCUITS DIGITAL MOS NESOI	NO	79,637	694,219
8542138066	MICROPROCESSORS, MOS, DGTL, SLCN, <=8 BIT BUS	NO	7,610	94,389
8542138068	MICROPROCESSORS, MOS, DGTL, SLCN,>=32 BIT BUS	NO	2,664	971,953
8542138072	MONOLITHIC INTEGRATED CIRCUITS DIGITAL (MOS) NESOI	NO	698,953	1,611,940
8542138096	MNLTHC I/C'S DGTL,EXC MEMORY OR SILICON,MOS,NESOI	NO	55,725	78,463
8542148012	MONOLITHIC I/C'S DGTL, BPR, SLCN, EXC MMRY, (ECL)	NO	1,050	5,977
8542148017	MNLTHC INTGRTD CRCTS,SLCN,DGTL,BPR,EX MEM, NESOI	NO	710,325	6,647,036
8542198078	MNLTHC I/C'S DGTL, SLCN, NESOI, (BICMOS) EXCPT MRY	NO	1,000	10,350
8542198079	MNLTHC I/C'S DGTL, SLCN, OTHER THAN BiCMOS, NESOI	NO	3,892	34,147
8542300040	CHPS,DCE,WFRS MONOLITHIC INTEGRATED CIRCUIT,NESOI	NO	2	6,000
8542300060	MONOLITHIC IC'S, NESOI, OPRATG FREQUENCY => 100MHZ	NO	4,178	65,464
8542300065	MONOLITHIC IC NESOI, FREQUENCY < 100 MHZ, ANALOG	NO	11,787	219,201
8542300090	MONOLITHIC IC NESOI,FREQ < 100MHZ, MIX SIGNL,NESOI	NO	5,365	27,111
8542400075	HYBRID INTEGRATED CIRCUITS,WITH FREQUENCY =>30 MHZ	NO	370	4,625
8542400095	HYBRID INTEGRATED CIRCUITS, NESOI	NO	3,606	4,064
8542500000	ELECTRONIC MICROASSEMBLIES	NO	60	104,598
8542900000	ELECTRONIC INTEGRATED CIRCUITS AND MCRSSMBLS PARTS	X		4,944,524
8543190000	PARTICLE ACCELERATORS, NESOI	NO	2	56,514
8543200000	SIGNAL GENERATORS	NO	1	8,777
8543300000	ELECTROPLATING, ELECTROPHORESIS AND ELECTROLYSIS M	X		320,000
8543810000	PROXIMITY CARDS AND TAGS	X		9,750
8543894000	ELECTRIC SYNCHROS & TRANSDUCERS,FLIGHT DATA RECORD	X		10,467
8543896000	ARTCLE DESIGNED FOR CONNECTION TO TELEGRP OR TELPH	X		97,264
8543897000	ELECTRIC LUMINESCENT LAMPS	NO	9	3,000
8543898000	MICROWAVE AMPLIFIERS	NO	32	89,044
8543899620	RESISTOR/CAPACITOR NETWORKS	NO	18,937	122,293
8543899660	AMPLFIERS, NESOI	NO	1	34,014
8543899690	ELECTRICAL MACHINES AND APPARATUS,NESOI	X		10,582,393
8543908040	PARTS FOR PARTICLE ACCELERATORS	X		8,000
8543909500	PARTS,NESOI,FOR ELECTRICAL MACHINES,NESOI	X		289,581
8544110050	OTHER INSULATED WINDING WIRE MADE OF COPPER	KG	16,589	37,586
8544190000	INSULATED WINDING WIRE, NESOI	KG	38,164	182,190
8544200000	INSULATED COAXIAL CABLE AND COAXIAL ELECTRICAL CDT	KG	16,010	163,199
8544300000	INSULATED WIRING SETS FOR VEHICLES SHIPS AIRCRAFT	X		1,443,715
8544410000	INSULATED ELECTRIC CONDUCTORS =< 80 V WITH CNTRS	X		775,756
8544490000	INSULATED ELECTRIC CONDUCTORS =< 80 V NESOI	KG	62,006	927,807
8544510000	ELECTRICAL CONDUCTORS > 80 BUT =< 1000V W CNCTRS	X		225,043
8544592080	INSULATED ELECTRIC CONDUCTORS NESOI OF COPPER	KG	228	9,455
8544594000	INSULATED ELECTRIC CONDUCTORS >80 BUT =<1000 NESOI	KG	1,408	15,000
8544606000	INSULATED ELECTRIC CONDUCTORS > 1000 V, NESOI	KG	19,721	145,102
8544700000	INSULATED OPTICAL FIBER CABLES WITH INDVULY SH FBR	FBM	2,362,827	1,181,405
8545110000	CARBON ELECTRODES OF A KIND USED IN FURNACES	KG	11,281	10,000
8545190000	CARBON ELECTRODES,NESOI	KG	3,289	180,383
8546100000	ELECTRICAL INSULATORS OF GLASS	NO	12	6,065
8547100000	INSULATING FITTINGS OF CERAMICS FOR ELECTRICAL MCH	NO	3	25,000
8547200000	INSULATING FITTINGS FOR MACHINES MADE OF PLASTIC	NO	19,800	27,720
8547900040	ELECTRICAL CONDUIT LINED WITH INSULATION, JS NESOI	KG	1,633	18,000
8548100540	SPENT LEAD-ACID STRGE BATTERIES FOR RECVRY OF LEAD	NO	5,000	25,000
8548101500	SPENT PRIMARY CELLS, BATTR, ELEC STRGE BATTR,NESOI	KG	25	3,000
8548102500	PRIMARY CELLS/BATTERY WASTE/SCRAP,RECOVERY OF LEAD	NO	5,000	25,000
8548900000	ELECTRICAL PARTS OF MACHINERY NESOI IN CHAPTER 85	X		27,226,490
	VEHICLES,AIRCRAFT,VESSELS AND ASSOCIATED TRANSPORT EQUIPMENT.....	TOTAL	655,896	106,414,292
	RAILWAY OR TRAMWAY LOCOMOTIVES,ROLLING STOCK AND PARTS THEREOF;RAILWAY OR TRAMWAY TRACK FIXTURES AND FITTINGS AND PARTS THEREOF;MECHANICAL(INCLUDING ELECTRO-MECHANICAL) TRAFFIC SIGNALING EQUIPMENT OF ALL KINDS.....	TOTAL		943,350

TABLE - 4 SHIPMENTS OF MERCHANDISE FROM PUERTO RICO TO THE UNITED STATES,
BY COMMODITY: FISCAL YEAR 2001

COMM CODE	DESCRIPTION	UNIT	QUANTITY	VALUE - $
8607193000	PARTS OF TRUCK ASSMBLS OF VEHCLS OF HDG 8605-8606	X		6,500
8607199000	PARTS OF TRUCK ASSEMBLIES, NESOI	X		146,850
8609000000	CONTAINERS FOR ONE OR MORE MODES OF TRANSPORT	X		790,000
	VEHICLES,OTHER THAN RAILWAY OR TRAMWAY ROLLING STOCK,AND PARTS AND ACCESSORIES THEREOF.....	TOTAL		41,754,053
8701100000	TRACTORS, PEDESTRIAN CONTROLLED	NO	2	100,000
8701300090	TRACK-LAYING TRACTORS,USED,OTHR THN 8709	NO	1	60,000
8701901070	TRCTS,AGRL USE, NEW,EXC TRACK-LAYING AND PTO TYPE	NO	164	868,003
8703101000	VEHICLES DESIGNED FOR TRAVELING ON SNOW	NO	75	86,514
8703105030	MOTORIZED GOLF CARTS FOR THE TRANSPORT OF PERSONS	NO	43	31,500
8703220000	PASS MTR VEH,SPARK IGN ENG, >1000CC BUT =<1500CC	NO	2	27,000
8703230010	MOTOR HOMES,SPK.IGN.NEW,>=1500CC AND <=3000CC DSPL	NO	6	90,516
8703230060	VEHICLES,NESOI,NEW,ENG EXC >1500<=3000CC,>4<= 6CYL	NO	42	2,135,709
8703230090	VEHICLES,NESOI,USED,ENG EXC 1500,NOT EXC 3000 CC	NO	598	8,626,260
8703240010	AMBULANCES, HEARSES, PRISON VANS, NEW, > 3000 CC	NO	4	101,185
8703240050	PASS VEH,SPARK IGN, NESOI, NEW, > 3000 CC,&<=4 CYL	NO	1	7,000
8703240090	PASS MTR VEH, SPARK IGN, OVER 3000 CC, USED	NO	929	8,803,422
8703320050	PASS VEH,DIESEL ENG, OV 1500 BT NT OV 2500 CC,USED	NO	92	667,024
8703900000	PASSENGER MOTOR VEHICLES, NESOI	NO	3	33,300
8704101000	CAB CHASSIS, DUMPERS DESIGNED FOR OFF-HIGHWAY USE	NO	1	20,000
8704105060	MOTR VEH DUMPERS FOR OFF-HGHWY USE,EXC REAR DUMP	NO	3	35,900
8704310020	TRUCK, SPRK IGN ENG, GVW =< 2.5 METRIC TONS	NO	2	56,450
8704320050	TRUCK, SPRK IGN ENG, GVW EXCEEDING 20 METRIC TONS	NO	1	127,460
8704900000	TRUCKS, NESOI	NO	50	757,968
8706001520	PASSNGR AUTO CHASSIS FITTED WITH ENG HEAD 8703	NO	117	491,566
8707100020	BODIES FOR PASSENGER AUTOS OF HEADING 8703	NO	206	149,000
8707100040	BODIES FOR VEHILES, NESOI, OF HEADING 8703	NO	13	6,069
8708100010	STAMPINGS OF BUMPERS AND PARTS, HEAD 8701 TO 8705	X		35,000
8708100050	BUMPERS AND PARTS, NESOI, OF HEADINGS 8701 TO 8705	X		5,101,436
8708295070	PTS AND ACCESSORIES,NESOI,OF BODIES HDG 8701,8705	X		63,432
8708390000	BRAKES AND SERVO-BRAKES,PARTS, OF 8701,8705	X		2,223,057
8708401000	GEAR BOXES,PARTS,SUBHD8701.20,HDG8702 OR 8704	NO	132	16,000
8708402000	GEAR BOXES AND PARTS FOR VEHICLES OF HEADING 8703	NO	309	8,175
8708406000	GEAR BOXES FOR VEHICLES,NESOI,OF 8701 TO 8705	X		22,000
8708500050	DRIVE AXLES WITH DIFFERNTL FOR VEHICLES,NESOI	X		13,000
8708700050	ROAD WHEELS AND PRTS FOR VEH NESOI,OF 8701,8705	X		6,500
8708801000	SUSPENSION SHOCK ABSORBERS FOR TRACTORS FOR AG USE	X		3,600
8708805000	SUSPENSION SHOCK ABSORBERS FOR VEHICLES, NESOI	X		128,648
8708915000	RADIATORS FOR VEHICLES, NESOI	NO	880	11,000
8708925000	MUFFLERS AND EXHAUST PIPES FOR VEHICLES, NESOI	X		20,000
8708990010	PARTS AND ACCESSORIES NESOI,FOR TRACTORS NESOI	X		7,100,000
8708998075	PARTS AND ACESSORIES FOR VHCLS 8701 TO 8705, NESOI	X		691,833
8709110060	VEHICLES,SEL-PROPLD, NOT FITD WTH LIFTNG,HANDLG EQ	NO	1	14,500
8709900000	PARTS FOR WORKS TRUCKS W/O LIFT EQUIP	KG	1,814	6,000
8711200000	MOTORCYCLES (INCLUDING MOPEDS),CYCL,EXC50CC,NT250C	NO	15	139,375
8711400000	MOTORCYCLES,CYCL,EXC500,NT800CC	NO	33	49,668
8711500000	MOTORCYCLES, CYCL,EXCD 800 CC	NO	1	9,500
8711900000	MOTORCYCLES (INCLUDING MOPEDS), NESOI	NO	23	300,000
8714910000	FRAMES AND FORKS, AND PRTS OF HEAD 8711 TO 8713	KG	151	4,248
8714920000	WHEEL RIMS AND SPOKES,NESOI,OF VEH,HED,8711,8713	KG	200	2,900
8714990000	PARTS AND ACESSORIES NESOI OF VEH,OF 8711,8713	KG	17,305	139,675
8716100030	TRAILERS AND SEMI-TRAILERS FOR HOUSING LES 10.6M	NO	1	25,000
8716100075	TRAILERS AND SEMI-TRAILERS FOR HOUSING 10.6M, MORE	NO	194	2,100,000
8716390040	TRAILERS AND SEMI-TRAILERS, NESOI, VAN TYPE, NESOI	NO	1	54,000
8716390050	TRAILERS AND SEMI-TRAILERS, NESOI, PLATFORM TYPE	NO	1	20,000
8716400000	TRAILERS AND SEMI-TRAILERS, NESOI	NO	6	68,860
8716805070	VEHICLES NOT MECHANICALLY PROPELLED, NESOI	NO	26	49,800
8716900000	PARTS,NESOI,OF TRAILERS,SEMI-TRAILERS;VEH NESOI	KG	3,628	45,000
	AIRCRAFT,SPACECRAFT,AND PARTS THEREOF.....	TOTAL		63,012,829

TABLE - 4 SHIPMENTS OF MERCHANDISE FROM PUERTO RICO TO THE UNITED STATES,
BY COMMODITY: FISCAL YEAR 2001

COMM CODE	DESCRIPTION	UNIT	QUANTITY	VALUE - $
8801100060	GLIDERS; EXCLUDING HANG GLIDERS	NO	1	10,000
8801900000	BALLOONS, DIRIGIBLES & OTHER NON-POWERED AIRCRAFT	X		3,000
8802603000	COMMUNICATIONS SATELLITES	NO	5	122,000
8803100010	PRPELLRS & ROTORS & PRTS THEREOF FOR CIVIL AIRCRFT	KG	266	42,352
8803200010	UNDERCARRIAGES & PARTS FOR USE IN CIVIL AIRCRAFT	KG	1	5,520
8803300010	OTHER PARTS,NESOI,OF CIVIL AIRPLANES/HELICOPTERS	KG	28,493	9,454,189
8803300050	OTHER PARTS,NESOI,OF MILITARY AIRPLANES/HELICOPTRS	KG	12,802	264,262
8803903000	PARTS OF COMMUNICATIONS SATELLITES	KG	74	110,000
8803909010	OTH PRTS,NESOI,FOR CIVIL AIRCRFT,&NON-POWRD AIRCFT	KG	586,564	52,975,267
8803909050	OTHER PARTS,NESOI,FOR OTHR MILTARY AIR & SPACCRFT	KG	414	11,239
8805100000	AIRCRAFT LAUNCHING GEAR,DECK-ARRESTOR,ETC. & PARTS	KG	152	15,000
	SHIPS,BOATS AND FLOATING STRUCTURES.....	TOTAL		704,060
8903910045	SAILBOATS, WITH/WITHOUT,AUXIL MOTR NESOI	NO	3	5,751
8903920015	MOTORBOATS INBOARD/OUTDRIVE POWRD,NT EXC,6.5MLENTH	NO	4	28,495
8903920025	MOTORBOATS INBOARD/OUTDRIVE POWRD,EXCEED 6.5M LNTH	NO	1	5,000
8903920050	INBOARD POWERED MOTORBOATS,NOT EXC,8M LENGTH	NO	1	16,668
8903991000	ROW BOATS AND CANOES,DESIGNED FOR MOTORS OR SAILS	NO	2	38,800
8903992000	OUTBOARD MOTORBOATS	NO	27	514,300
8903999000	YACHTS & OTH VESSELS FOR PLEASURE OR SPORTS, NESOI	NO	6	66,733
8905901000	FLOATING DOCKS	T	4	4,000
8907900060	TANKS	X		11,657
8907900090	FLOATING STRUCTURES NESOI	X		12,656
	OPTICAL,PHOTOGRAPHIC,CINEMATOGRAPHIC, MEASURING,CHECKING,PRECISION,MEDICAL OR SURGICAL INSTRUMENTS AND APPARATUS; CLOCKS AND WATCHES; MUSICAL INSTRUMENTS; PARTS AND ACCESSORIES THEREOF.....	TOTAL		1,841,678,201
	OPTICAL,PHOTOGRAPHIC,CINEMATOGRAPHIC, MEASURING,CHECKING,PRECISION,MEDICAL OR SURGICAL INSTRUMENTS AND APPARATUS; PARTS AND ACCESSORIES THEREOF.....	TOTAL		1,835,653,985
9001100000	OPTICAL FIBERS, OPTICAL FIBER BUNDLES AND CABLES E	FBM	453,873	289,233
9001300000	CONTACT LENSES	PRS	4,101,569	47,746,332
9001400000	SPECTACLE LENSES OF GLASS, UNMOUNTED	PRS	4,228	47,767
9001500000	SPECTACLE LENSES OF OTHER MATERIALS, UNMOUNTED	PRS	2,926,282	38,379,689
9001901000	LENSES, PRISMS, AND MIRRORS, UNMOUNTED, NESOI	X		179,321
9001907000	OPTICAL ELEMENTS OF ANY MATERIAL, UNMOUNTED, NESOI	X		519,258
9002114000	LENSES AND PARTS FOR PROJECTION	NO	1	4,565
9002116000	MOUNTED LENSES FOR CLOSED-CIRCUIT TV CAMERAS	NO	6,796	678,217
9002190000	OBJECTIVE LENSES AND PARTS, NESOI	X		48,080
9002208000	FILTERS AND PARTS EXCEPT PHOTOGRAPHIC	X		1,187,682
9003110000	FRAMES AND MOUNTINGS OF PLASTICS	DOZ	1	5,000
9003190000	FRAMES AND MOUNTINGS OF OTHER MATERIALS	DOZ	94	53,868
9003900000	PARTS FOR FRAMES AND MOUNTINGS, SPECTACLES, ETC	X		10,262
9004100000	SUNGLASSES	DOZ	17	79,549
9005804040	OPTICAL TELESCOPES, NESOI	NO	2	6,000
9005900000	BINOCULARS, OTHER OPTICAL TELESCOPES PARTS	X		154,000
9006300000	CAMERAS FOR UNDERWATER, AERIAL SURVEY, MEDICAL ETC	NO	18	178,281
9006530000	PHOTO CAMERAS FOR ROLL FILM OF A WIDTH OF 35 MM	NO	4,736	25,020
9006590000	PHOTOGRAPHIC (OTHER THAN CINEMATOGRAPHIC) CAMERAS,	NO	443	150,692
9006690000	PHOTOGRAPHIC FLASHLIGHT APPARATUS& FLASHBULB NESOI	X		25,589
9006910000	PARTS AND ACCESSORIES FOR PHOTOGRAPHIC CAMERAS	X		165,262
9006990000	PTS, PHOTOGRAPHIC FLASHLIGHT EXC OF HEADING 8539,	X		45,537
9007110000	CINEMA CAMERAS FOR FILM < 16MM WIDTH,DOUBLE 8MM FL	NO	4,876	730,723
9007190080	OTHER CINEMATOGRAPHIC CAMERAS, OVER 16 MM	NO	4	50,000
9007204050	PROJECTORS FOR FILM OF LESS THAN 16MM IN WIDTH	NO	13	27,600
9007920000	PARTS AND ACCESSORIES FOR PROJECTORS	X		5,000
9008100000	SLIDE PROJECTORS	NO	1	5,000
9008300000	IMAGE PROJECTORS, OTHER THAN CINEMATOGRAPHIC	NO	4	28,500
9009110000	ELECTROSTATIC PHOTOCOPYING IMAGE DIRECTLY ON COPY	NO	26	127,521
9009210000	PHOTOCOPYING APPARATUS HAVING AN OPTICAL SYSTEM	NO	55	145,000

TABLE - 4 SHIPMENTS OF MERCHANDISE FROM PUERTO RICO TO THE UNITED STATES,
BY COMMODITY: FISCAL YEAR 2001

COMM CODE	DESCRIPTION	UNIT	QUANTITY	VALUE - $
9009220000	OTHER PHOTOCOPYING APPARATUS OF THE CONTACT TYPE	NO	135	620,000
9009900000	PART AND ACCESSORIES OF PHOTOCOPYING APPARATUS	X		255,960
9010100000	APPARATUS & EQUIP, AUTOMATIC DEVELOPING PHOTO FILM	X		26,510
9010490000	APP FOR PROJECT OF CIRCUIT PATTERNS, NESOI	X		8,155
9010506000	APPARATUS AND EQIPMENT FOR PHOTOGRAPHIC LABS NESOI	X		60,000
9010600000	PROJECTION SCREENS	NO	66	105,120
9010900000	PTS & ACCESS OF APPRT & EQUIP FOR PHOTO/CINEMA LAB	X		46,569
9011200000	MICROSCOPES, FOR MICROPHOTOGRAPHY&CINEMA ETC,NESOI	NO	32	181,889
9011800000	OTHER COMPOUND OPTICAL MICROSCOPES, NESOI	NO	11	31,187
9011900000	PTS & ACCESSORIES FOR COMPOUND OPTICAL MICROSCOPES	X		5,000
9012100000	MICROSCOPES, EXC OPTICAL; DIFFRACTION APPARATUS	X		33,870
9012900000	PTS FOR MICROSCOPES, EXC OPTICAL; DIFFRACTION	X		87,661
9013200000	LASERS, OTHER THAN LASER DIODES	NO	7	33,335
9013900000	PTS OF LIQ CRYSTAL DEVICE, LASER&OTH OPTICAL,NESOI	X		342,197
9014101040	OPTICAL DIRECT FIND COMPASSES, FOR CIVIL AIRCRAFT	NO	1	3,890
9014101080	OPTICAL DIRECT FIND COMPASSES, EXC CIVIL AIRCRAFT	NO	1	9,708
9014107040	GYROSCOPIC COMPASSES, ELEC, USED IN CIVIL AIRCRAFT	NO	10	33,990
9014202000	OPTICAL INST&APPLN, AERONAUTICAL/SPACE NAVIGATION	NO	1	4,500
9014208040	INSTRUMENTS & APPLIANCES FOR USE IN CIVIL AIRCRAFT	NO	29	132,183
9014208080	INST & APPLN, AERONAUTICAL/SPACE NAVIGATION, NESOI	NO	1	8,910
9014900000	PTS, FOR DIRECT FIND COMPASSES, NAVIGATIONAL INST	X		9,500
9015200000	THEODOLITES AND TACHYOMETERS	NO	1	5,000
9015400000	PHOTOGRAMMETRICAL SURVEYING INSTRUMENTS & APPLNCES	X		150,500
9015802000	OPTL SURVEYING,HYDROGPH,OCEANOGPH, INST&APPL,NESOI	X		32,500
9015806000	SEISMOGRAPHS	NO	42	112,950
9015808040	GEOPHYSICAL INSTRUMENTS AND APPLIANCES, NESOI	X		51,925
9015808080	SURVEYING, HYDROGRAPHIC, ETC. INST & APPLN, NESOI	X		8,000
9015900000	PARTS AND ACCESSORIES FOR SURVEYING	X		301,650
9016000000	BALACES, SENSITIVITY >=5 CG, W OR W/O WGT, & PTS	X		42,600
9017204000	DIS CALCULATORS, & OTH MATH CALCULATING INSTRUMENT	X		14,949,553
9017205000	PATTERN GENERATING APP DESIGNED TO PRODUCE MASKS	NO	1	8,342
9017208040	HAND-OPERATED INPUT DEVICES, DIGITIZERS	NO	1,341	1,792,222
9017208060	DRAWING, MARKING-OUT/MATH CALCULATING INST, NESOI	X		108,846
9017304000	MICROMETERS AND CALIPERS	NO	2	10,000
9017308000	GAUGES FOR MEASURING LENGTH	X		62,943
9017900010	PTS & ACCESS OF ARTICLES OF SCHD B SUBHDG 901710	X		213,133
9017900060	PTS & ACCESS, MEAS LGTH FOR USE IN HAND, NESOI	X		3,607,287
9018110080	PARTS AND ACCESSORIES FOR ELECTROCARDIOGRAPHS	X		65,646,078
9018120000	ULTRASONIC SCANNING APPARATUS	NO	3	54,000
9018140000	SCINTIGRAPHIC APPARATUS	X		1,639,407
9018194000	APPARATUS, FUNCTIONAL EXPLORATORY EXAMINATION& PTS	X		263,174
9018195500	PATIENT MONITORING SYSTEMS	X		50,582
9018197500	PRINTED CIRC ASSEMB, PARAMETER ACQUISTION MODULES	X		37,672
9018199530	BASAL METABOLISM AND BLOOD PRESSURE APPARATUS	X		8,110
9018199550	ELECTRO-DIAGNOSTIC APPARATUS, NESOI	X		187,978
9018199560	PTS & ACCESSORIES FOR ELECTRO-DIAGNOSTIC APPARATUS	X		614,163
9018200000	ULTRAVIOLET OR INFRARED RAY APPARATUS, & PTS & ACC	X		26,403
9018310040	HYPODERMIC SYRINGES, WITH OR WITHOUT THEIR NEEDLES	NO	10,323	18,580
9018310080	SYRINGES, WITH OR WITHOUT THEIR NEEDLES, NESOI	NO	960,756	1,045,771
9018310090	PTS FOR SYRINGS, WITH OR WITHOUT THEIR NEEDLES	X		47,116,589
9018320000	TUBULAR METAL NEEDLES & NEEDLES FOR SUTURES &PARTS	X		93,335
9018390030	BOUGIES, CATHETERS, DRAINS & SONDES & PTS & ACCESS	X		74,307,380
9018390050	CANNULAE AND THE LIKE AND PART AND ACCESSORIES	X		141,786,303
9018410000	DENTAL DRILL ENGINES AND PARTS AND ACCESSORIES	X		89,350
9018490000	INST & APPLN FOR DENTAL SCIENCE, & PTS & ACC,NESOI	X		8,335
9018500000	OTHER OPHTHALMIC INSTRUMENTS & APPLIANCES & PARTS	X		13,467,171
9018901500	OPTICAL INSTRUMENTS AND APPLIANCES & PARTS, NESOI	X		318,964
9018903000	ANESTHETIC INSTRUMENTS AND APPLIANCES AND PARTS	X		64,185,622
9018904000	PERCUSSION HAMMERS,STETHOSCOPES&PTS OF STETHOSCOPE	X		5,000
9018905000	SPHYGMOMANOMETERS, TENSIMETERS ETC, PTS & ACCESS	X		280,192
9018906000	ELECTRO-SURGICAL INSTRUMENTS & APPLIANCES & PARTS	X		714,182
9018907020	DIALYSIS INSTRUMENTS AND APPARATUS	X		44,872
9018907040	ULTRASONIC THERAPEUTIC APPLIANCES AND INSTRUMENTS	X		3,000
9018907060	OTHER THERAPEUTIC APPLIANCES AND INSTRUMENTS,NESOI	X		14,338,706
9018907070	PTS & ACCESSORIES OF DIALYSIS INST & APPARATUS	X		125,284
9018907080	ELECTRO-MEDICAL INST & APPLIANCES & PARTS, NESOI	X		9,552,734

TABLE - 4 SHIPMENTS OF MERCHANDISE FROM PUERTO RICO TO THE UNITED STATES,
BY COMMODITY: FISCAL YEAR 2001

COMM CODE	DESCRIPTION	UNIT	QUANTITY	VALUE - $
9018908000	INST & APPLIANCES FOR MEDICAL,SURGICAL, ETC,NESOI	X		904,352,080
9019105000	PSYCHOLOGICAL APTITUDE-TESTING APPARATUS & PARTS	X		185,849
9019200000	OZONE,OXYGEN,ETC THERAPY, RESPIRATION APPARATUS,PT	X		1,732,385
9020008000	BREATHING APPLN & GAS MASK, & PARTS & ACCESS,NESOI	X		67,839
9021110000	ARTIFICIAL JOINTS AND PARTS AND ACCESSORIES	X		9,000
9021194000	BONE PLATES,SCREWS&NAILS,&OTH INTERNAL, FIX DEVICE	X		51,528,363
9021198500	ORTHOPEDIC OR FRACTURE APPLIANCES & PTS, NESOI	X		17,008,511
9021214000	ARTIFICAL TEETH OF PLASTIC & PTS AND ACCESSORIES	X		36,268
9021300000	OTH ARTIFICAL PTS OF THE BODY & PTS & ACCESSORIES	X		72,888,466
9021500000	PACEMAKERS FOR STIMULATING HEART MUSCLES, EXC PTS	NO	70,404	162,782,815
9021900000	APPLIANCES WORN,CARRIED,IMPLANTED IN BODY&PT,NESOI	X		24,215,277
9022120000	COMPUTED TOMOGRAPHY APPARATUS	X		13,000
9022140000	APPTS BASE ON X-RAY, MEDICAL,SURGICAL,VETNRY,NESOI	X		277,002
9022190000	APPARATUS BASE ON X-RAY FOR OTH USE,EX MEDICAL,ETC	X		13,750
9022210000	APPTS BASE ON ALPHA,BETA,ETC RADIATION,MEDICAL,ETC	X		10,000
9022300000	X-RAY TUBES	NO	4	36,000
9022908000	PARTS,USE ALPHA,BETA/GAMMA RADIATIONS, ETC, NESOI	X		6,000
9023000000	INST, APPTS&MODELS,FOR DEMONSTRATIONAL USE& PARTS	X		190,038
9024800000	MACHINE&APPLIANCE,TEST HARDNESS,STRENGTH,ETC,NESOI	X		5,706,700
9024900000	PTS, MACHINE & APPLN, TEST HARDNESS/STRENGTH, ETC	X		2,085,413
9025112000	CLINICAL THERMOMETERS LIQUID-FILLED	NO	11,481	21,808
9025198040	CLINICAL THERMOMETERS, NT COMBIND W OTH INST,NESOI	NO	1,174	63,669
9025198080	THERMOMETERS, NT COMBINED WITH OTH INST, NESOI	NO	1	6,000
9025801500	BAROMETERS, NOT COMBINED WITH OTHER INSTRUMENTS	NO	250	2,995
9025805050	HYDROMETERS, HYGROMETERS,PSYCHYROMETERS,ETC,NESOI	NO	2	4,000
9025900000	PTS, HYDROMETERS,THEROMETERS,PYROMETERS, ETC	X		111,000
9026105000	FLOW METER FOR MEAS/CHECKING FLOW/LEVEL OF LIQUIDS	NO	11	16,000
9026107000	INST & APPRTS, MEAS/CHECK FLOW/LEVEL OF LIQ, NESOI	NO	34	26,815
9026200000	INST & APPRTS, MEASURING/CHECKING PRESSURE	NO	290,243	9,073,333
9026900000	PTS, INST & APPRTS MEASURE/CHECK VARIABLES LIQ/GAS	X		856,448
9027100000	GAS OR SMOKE ANALYSIS APPARATUS	X		102,320
9027205030	ELECTRICAL ELECTROPHORESIS INSTRUMENTS	NO	1	3,360
9027209000	CHROMATOGRAPHS & ELECTROPHORESIS INST, NESOI	NO	1	19,000
9027304040	SPECTROPHOTOMETERS USING OPTICAL RAD NONELECTRICAL	NO	12	59,995
9027304080	ELEC SPECTROMETERS & SPECTROGRAPHS ETC., OPT RADTN	NO	3	49,000
9027308080	SPECTROMETERS & SPECTROGRAPH,OPT RAD,NONELEC,NESOI	NO	2	15,189
9027502000	THERMAL ANALYSIS INSTRUMENTS AND APPARATUS	NO	7	3,456
9027504050	PHOTOMETERS	NO	6	24,506
9027505000	OTH CHEM ANALYSIS INSTRUMENTS & APPARATUS, NESOI	NO	9	50,000
9027509000	INST,PHYSICAL/CHEM ANALYSIS OPT RADIATION,NESOI	NO	31	207,700
9027801000	NUCLEAR MAGNETIC RESONANCES INST EXC HEADING 9018	NO	2	21,666
9027803200	CHEMICAL INSTRUMENTS AND APPARATUS, NESOI	NO	174	202,239
9027803500	PHYS ANALYSIS INST, EXC OPTICAL RADIATIONS, NESOI	NO	19	30,248
9027808000	INST, MEASURING/CHECKING VISCOSITY ETC, NESOI	NO	3	33,325
9027902000	MICROTOMES	NO	1	10,000
9027908950	PTS & ACCESS OF INST & APPTS FOR PHYSICAL/CHEM ETC	X		3,188
9028100000	GAS METERS	NO	300	31,000
9028200000	LIQUID METERS	NO	203	210,137
9028300000	ELECTRICITY METERS	NO	14,207	290,397
9028900040	PARTS AND ACCESSORIES OF ELECTRICITY METERS	X		2,600
9028900080	PTS &ACCESSORIES,GAS,LIQUID OR PRODUCTION METERS	X		384,173
9029100000	REVOLUTION COUNTERS, PRODUCTION COUNTERS, ETC	X		11,844
9029900000	PTS FOR REVOLUTION COUNTERS, ODOMETER, ETC	X		7,340,301
9030100000	INST FOR MEASURING/DETECTING IONIZING RADIATIONS	NO	1	5,000
9030310000	MULTIMETERS	NO	5	32,288
9030390040	APPARATUS TO TEST VOLTAGE OR CURRENT OR RESISTANCE	X		30,000
9030390080	INST&APPTS FOR MEASURING/CHECKING POWER, NESOI	X		1,007,920
9030400000	OTH INST, SPECIALLY DESIGNED FOR TELECOMMUNICATION	X		47,539
9030820000	INST TO CHECK SEMICONDUCT WAFERS &SUCH THAT RECORD	NO	471	1,000,563
9030830000	INST & APP WITH RECORDING DEVICE, NESOI	X		15,000
9030890000	INST,MEASURING/CHECKING ELECTRICAL QUANTITIE,NESOI	X		1,738,188
9030904000	PARTS FOR ARTICLES OF SUBHEADING 9030.10	X		28,000
9030908030	PTS & ACCESS OF ARTCL OF SCHB SUBHDG 9030.39	X		169,000
9030908040	PARTS & ACCESS OF ARTICLES OF SCHB SUBHDG 9030.40	X		15,488
9030908060	PTS & ACCESS OF ARTICLES OF SCHB SUBHDG 9030,NESOI	X		288,656
9031100000	MACHINES FOR BALANCING MECHANICAL PARTS	X		45,316

TABLE - 4 SHIPMENTS OF MERCHANDISE FROM PUERTO RICO TO THE UNITED STATES,
BY COMMODITY: FISCAL YEAR 2001

COMM CODE	DESCRIPTION	UNIT	QUANTITY	VALUE - $
9031410000	OPTICAL INST FOR INSPECTING SEMICONDUCTOR WAFERS	NO	1	30,000
9031498000	OPTICAL INSTRUMENTS AND APPLIANCES NESOI	X		3,572,260
9031808060	EQUIP, TESTING ELEC CHARACTERISTICS OF ENGINES	X		1,961,051
9031808080	MEASURE/CHECK INST,APPLN&MACHINES,NESOI IN CHAP 90	X		4,108
9031900000	PTS, OF MACH NESOI IN THIS CHAP,& PROFILE PROJECTR	X		249,403
9032100000	THERMOSTATS	NO	2,813	5,952,209
9032896020	CONTROL INST,AIR CONDITIONING,HEATING SYSTEMS ETC	X		200,300
9032896050	PROCESS CONTROL INST&APPTS,PRESSURE DRAFT CONTROL	NO	846	123,776
9032896060	PROCESS CONTROL INST&APPTS,FLOW&LIQ LEVEL CONTROL	NO	2	32,161
9032896075	OTHER PROCESS CONTROL INST & APPARATUS, NESOI	X		92,000
9032896085	AUTOMATIC REGULATING/CONTROLLING INST NESOI	X		11,750
9032900000	PTS, AUTOM REGULATING/CONTROLLING INST & APPRTS	X		5,879,801
9033000000	PTS, NESOI FOR MACHINES,APPLN,INST/APPTS OF CHAP90	X		64,670
	CLOCKS AND WATCHES AND PARTS THEREOF...TOTAL	TOTAL		5,655,492
9101110000	WRST WATCH, ELEC OPER,PRECIOUS METAL, MECH DISPLAY	NO	13,445	2,299,291
9102110000	WRST WATCH, ELEC OPER,MECHANICAL DISPLY,BASE METAL	NO	1	3,000
9102290000	WRIST WATCHES, NT BATTERY, BASE METAL, W/O AUTOMAT	NO	1,500	14,160
9102990000	OTH WATCH, BASE METAL, NT ELEC OPR,EXC WRIST WATCH	NO	1,000	7,388
9103100000	CLOCKS W WATCH MOVEMENTS,ELEC OPR, EXC CLK OF 9104	NO	226	64,100
9103900000	CLOCKS W WATCH MOVEMNT,NT ELEC OPR,EXC CLK OF 9104	NO	147	35,000
9105190000	ALARM CLOCKS, NOT BATTERY OR AC POWERED	NO	3,568	244,995
9105910000	OTH CLKS, ELECTRICALLY OPER, EXC ALARM & WALL CLK	NO	17	45,000
9106100000	TIME REGISTERS; TIME-RECORDERS	NO	9,233	419,536
9106900000	OTH TIME APPRTS,FOR MEAS,RECORD & INDICATE, NESOI	NO	6	17,864
9113200000	WATCH BANDS, ETC, OF BASE METAL WHETHER/NT GLD/SLV	X		5,024
9113900000	PARTS FOR WATCH STRAPS, BANDS, AND BRACELETS,NESOI	X		2,276,604
9114200000	CLOCK OR WATCH JEWELS	NO	414	24,820
9114300000	CLOCK OR WATCH DIALS	NO	610	198,710
	MUSICAL INSTRUMENTS; PARTS AND ACCESSORIES OF SUCH ARTICLES.....	TOTAL		368,724
9202903000	GUITARS	NO	11	5,699
9202906000	STRING MUSICAL INSTRUMENTS, NESOI	NO	22	3,600
9203000000	KEYBRD, PIPE ORGANS, ETC, WITH FREE METAL REEDS	NO	8	3,414
9205100000	BRASS-WIND INSTRUMENTS	NO	19	26,763
9205906000	WIND INSTRUMENTS, NESOI	NO	1,027	53,200
9206000000	PERCUSSION MUSICAL INSTRUMENTS	NO	36	3,602
9207100080	KEYBOARD INSTRUMENTS, OTHER THAN ACCORDIANS, NESOI	NO	16	8,603
9207900080	MUSICAL INSTRUMENTS, ELECTRICALLY AMPLIFIED, NESOI	NO	1,386	230,347
9208900040	MUSICAL INST, NOT IN ANY OTHER HEADING OF CHAP. 92	NO	8	16,000
9209990000	PTS & ACCESSORIES FOR EX. CARDS, DISCS, ETC, NESOI	X		17,496
	ARMS AND AMMUNITION;PARTS AND ACCESSORIES THEREOF.....	TOTAL		155,216
	ARMS AND AMMUNITION;PARTS AND ACCESSORIES THEREOF.....	TOTAL		155,216
9301003000	MILITARY RIFLES	NO	127	79,000
9301009090	MILITARY WEAPONS, EXC ARMS OF HEADING 9307, NESOI	NO	1	15,340
9302000000	REVOLVERS & PISTOLS, EXC OF HEADING 9303 OR 9304	NO	7	8,500
9303908000	FIREARMS & SIMILAR DEVICES, NESOI	NO	859	33,000
9304000000	OTH ARMS, SPRING, AIR/GAS & PISTOL ETC,EXC OF 9301	NO	284	6,500
9305210000	SHOTGUN BARRELS OF HEADING 9303	NO	501	5,000
9306304050	EMPTY CARTRIDGE SHELLS, NESOI	THS	1	4,900
9306900040	BOMBS, GRENADES, TORPEDOS, & SIML MUNITIONS OF WAR	X		2,976
	MISCELLANEOUS MANUFACTURED ARTICLES.....	TOTAL		100,400,420

TABLE - 4 SHIPMENTS OF MERCHANDISE FROM PUERTO RICO TO THE UNITED STATES,
BY COMMODITY: FISCAL YEAR 2001

COMM CODE	DESCRIPTION	UNIT	QUANTITY	VALUE - $
	FURNITURE;BEDDING,MATTRESSES,MATTRESS SUPPORTS, CUSHIONS AND SIMILAR STUFFED FURNISHINGS;LAMPS AND LIGHTING FITTINGS,NOT ELSEWHERE SPECIFIED OR INCLUDED; ILLUMINATED SIGNS, ILLUMINATED NAMEPLATES AND THE LIKE, PREFABRICATED BUILDINGS.....	TOTAL		70,691,140
9401100000	SEATS OF A KIND USED FOR AIRCRAFT	NO	301	12,000
9401200000	SEATS OF A KIND USED FOR MOTOR VEHICLES	NO	1,613	48,361
9401308000	SWIVEL SEATS WITH VARIABLE HEIGHT ADJUSTMENT, NESO	NO	387	38,000
9401500000	SEATS OF CANE, OSIER, BAMBOO OR SIMILAR MATERIALS	NO	878	35,120
9401613000	UPHOLSTERED CHAIRS WITH WOODEN FRAMES	NO	2	10,000
9401693000	CHAIRS, EXCEPT UPHOLSTERED WITH WOODEN FRAMES	NO	421	21,000
9401710000	SEATS WITH METAL FRAMES, UPHOLSTERED	NO	1,365	18,639
9401901080	SEAT PARTS OF A KIND USED FOR MOTOR VEHICLES,NESOI	X		49,878
9401906000	PARTS OF SEATS, NESOI	X		157,707
9402100000	DENTISTS', BARBERS OR SIMILAR CHAIRS AND PARTS	X		142,350
9402900010	HOSPITAL FURNITURE	X		1,128,704
9402900020	MEDICAL SURGICAL DENTAL/VETERNARY FURNITURE, NESOI	X		59,202
9403100020	METAL FILING CABINETS OF A KIND USED IN OFFICES	X		10,000
9403100040	METAL FURNITURE OF A KIND USED IN OFFICE, NESOI	X		9,197,957
9403200010	METAL FURNITURE OF A KIND USED IN HOUSEHOLD	X		259,445
9403200020	METAL FURNITURE COUNTERS, LOCKERS ETC, EXC OFFICE	X		3,178,936
9403200030	METAL FURNITURE AND PARTS, NESOI	X		128,479
9403409060	WOODEN CABINET, FOR USE IN THE KITCHEN	X		16,320
9403500000	WOODEN FURNITURE OF A KIND USED IN THE BEDROOM	X		37,450
9403600000	WOODEN FURNITURE, NESOI	X		163,647
9403700000	FURNITURE OF PLASTICS	X		25,000
9403800000	FURNITURE OF CANE, BAMBOO OR SIMLR MATERIAL, NESOI	X		55,000
9403909000	PARTS OF FURNITURE NESOI	X		40,086
9404290000	MATTRESSES OF OTHER THAN CELLULAR RUB/PLASTICS	NO	498	17,440
9404904000	PILLOWS, CUSHIONS, AND SIMILAR FURNISHING	X		217,568
9404907000	MATTRESS SUPPORTS COTTON NOT HAVING EMBROIDERY ETC	X		47,630
9405101000	CHANDELIERS & OTH ELEC CEILING/WALL LGHT,HOUSEHOLD	NO	166	7,596
9405103000	CHANDELIERS, ELEC CEILING/WALL LGHT, EXC HOUSEHOLD	NO	8,289,009	52,718,803
9405201000	ELEC TABLE, DESK, BEDSIDE/FLOOR LAMP FOR HOUSEHOLD	NO	97	3,356
9405203000	ELEC TABLE, DESK, BEDSIDE/FLOOR LAMP EXC HOUSEHOLD	NO	4,217	572,185
9405300000	LIGHTING SETS OF A KIND USED FOR CHRISTMAS TREES	NO	42,164	42,163
9405400000	ELECTRIC LAMPS AND LIGHTING FITTINGS, NESOI	NO	8,485	577,406
9405500000	NON-ELECTRICAL LAMPS AND LIGHTING FITTINGS	NO	1,374,000	35,681
9405600000	ILLUMINATED SIGNS, ILLUMINATED NAMEPLATES AND THE	NO	1	5,000
9405920000	LAMPS PARTS OF PLASTICS	X		49,760
9405990000	PARTS FOR LAMPS AND LIGHTING FITTINGS, NESOI	X		1,340,871
9406008025	PREFABRICATED BUILDINGS OF METAL	NO	11	145,800
9406008050	PREFABRICATED ANIMAL SHEDS OF PLASTIC	NO	284	40,000
9406008090	PREFABRICATED BUILDINGS, NESOI	NO	320	36,600
	TOYS,GAMES AND SPORTS EQUIPMENT; PARTS AND ACCESSORIES THEREOF.....	TOTAL		3,802,388
9502100000	DOLLS, WHETHER OR NOT DRESSED	NO	92,327	926,998
9503100000	ELECTRIC TRAINS, INCL TRACKS, & OTH ACCESS & PARTS	X		125,000
9503300000	CONSTRUCTION SETS & CONSTRUCTIONAL TOY & PTS,NESOI	X		36,600
9503410000	STUFFED TOYS (ANIMALS / NON-HUMAN); PRTS NESOI	X		349,410
9503410010	STUFFED TOYS	NO	1,857	5,218
9503490050	PARTS OF TOYS REPRESENTING ANIMALS/NON-HUMAN,NESOI	X		64,995
9503700000	TOYS, PUT UP IN SETS OR OUTFITS & PTS & ACC, NESOI	NO	7,522	180,478
9503900000	TOYS AND MODELS NESOI AND PARTS NESOI	X		257,504
9503900045	TOYS AND MODELS, NESOI	NO	22,467	588,456
9503900070	PARTS & ACCESSORIES FOR TOYS, REDUCED SIZED, NESOI	X		3,087
9504100030	PTS & ACC FOR VIDEO GAMES USE WITH T.V. RCCEIVER	X		56,051
9504300010	VIDEO GAMES, COIN-OR TOKEN-OPERATED	X		20,000
9504300050	GAMES, COIN-OR TOKEN-OPERATED, NESOI	X		356,400
9504904000	GAMES MACHINES, EXC COIN-OR TOKEN-OPERATED, PTS	X		130,188
9504906000	CHESS,CHECKER,PARCHEESI,DART & OTH GAM PLYD ON BRD	X		10,000
9504909080	ARTICLES FOR ARCADE, TABLE OR PARLOR GAMES, NESOI	X		194,000
9505102000	CHRISTMAS TREE ORNAMENTS; OTHER THAN GLASS	X		21,933

TABLE - 4 SHIPMENTS OF MERCHANDISE FROM PUERTO RICO TO THE UNITED STATES,
BY COMMODITY: FISCAL YEAR 2001

COMM CODE	DESCRIPTION	UNIT	QUANTITY	VALUE - $
9505103000	NATIVITY SCENES AND FIGURES THEREOF	X		3,000
9505104020	PLASTIC ARTICL FOR CHRISTMAS FESTIVITIES & PTS,NES	X		5,000
9505906000	FESTIVE, OR OTHER ENTERTAINMENT ARTICLES, NESOI	X		107,886
9506310000	GOLF CLUBS, COMPLETE	NO	12	25,000
9506702000	ROLLER SKATES AND PARTS AND ACCESSORIES THEREOF	X		50,000
9506910000	GYMANASIUM, OR OTH EXERCISE ARTICLES & EQUIP& PTS	X		9,852
9506991500	BASEBALL ARTICLES & EQUIP, EXC BALLS & PTS ETC.	X		25,596
9506997000	ARTICLES & EQUIP FOR GYMNASTICS, NESOI	X		181,736
9507100080	FISHING RODS PARTS AND ACCESSORIES	X		3,000
9508000000	MERRY-GO-ROUNDS, OTH FAIRGROUND AMUSEMENTS, PARTS	X		65,000
	MISCELLANEOUS MANUFACTURED ARTICLES.....	TOTAL		25,906,892
9602001040	UNFILLED GELATIN CAPSULES	THS	9,548	31,669
9603210000	TOOTH BRUSHES	NO	39,727,519	21,610,016
9603290000	SHAVING BRUSHES, HAIRBRUSHES, ETC FOR PERSON	NO	17,559	70,286
9603402000	PAINT ROLLERS	NO	4,003	6,000
9603404050	PAINT,DISTEMPR,VARNISH OR SIMILR BRUSHES,EX 960330	NO	570	3,930
9603900000	HAND-OPERATED MECHANICAL FLOOR SWEEPER ETC, NESOI	NO	1,152	18,685
9605000000	TRAVEL SETS FOR PERSONAL TOILET,ETC	X		3,461,674
9608200000	FELT TIPPED & OTHER POROUS-TIPPED PENS & MARKERS	GRS	10	3,000
9608390000	FOUNTAIN PENS,STYLOGRAPH PENS AND OTHER PENS,NESOI	NO	401	3,816
9612101000	RIBBONS <30MM IN PLST/MTL CRTRDGES FOR TYPEWRITERS	DOZ	183	6,000
9612109000	TYPEWRITER OR SIMILAR RIBBONS, NESOI	DOZ	10,301	338,755
9612200000	INK PADS	X		22,480
9613100000	POCKET LIGHTERS,GAS FUELED,NON-REFILLABLE	NO	10,435	20,088
9614202000	PIPES AND PIPE BOWLS, NESOI	NO	5	20,000
9615907000	CURLING PINS, CURLING GRIPS ETC,& THE LIKE & PARTS	X		4,310
9616200000	POWDER PUFFS & PADS TO APPLY COSMETICS,TOILET PREP	KG	9,351	286,183
	WORK OF ART,COLLECTORS PIECES AND ANTIQUES.....	TOTAL		510,221
	WORK OF ART,COLLECTORS PIECES AND ANTIQUES.....	TOTAL		510,221
9701100000	PAINTINGS, DRAWING AND PASTELS EXC OF HEADING 4906	X		53,153
9701900000	PAINTINGS, DRAWING AND PASTELS, NESOI	X		181,318
9702000000	ORIGINAL ENGRAVINGS, PRINTS & LITHOGRAPHS	X		8,800
9703000000	ORIGINAL SCULPTURES AND STATUARY, IN ANY MATERIAL	X		250,000
9705000060	NUMISMATIC (COLLECTORS') COINS EXCEPT GOLD	X		6,950
9706000000	ANTIQUES OF AN AGE EXCEEDING ONE HUNDRED YEARS	X		10,000
	SPECIAL CLASSIFICATION PROVISIONS.....	TOTAL		269,124,335
	SPECIAL CLASSIFICATION PROVISIONS.....	TOTAL		269,124,335
9801100000	VALUE OF REPAIR/ALTER ARTICLES PREVIOUS IMPORTED	X		14,142,128
9802100000	COMMINGLED FOOD PRODUCTS, DONATED, RELIEF/CHARITY	X		2,865
9802200000	MEDICINAL & PHARMACEUTICAL PRODUCTS, DONATED	X		24,362,569
9802300000	ALL WEARING APPAREL, DONATED FOR RELIEF/CHARITY	X		5,189,815
9802400000	ARTICLES DONATED FOR RELIEF OR CHARITY, NESOI	X		8,500
9803100000	MILITARY WEARING APPAREL OF ALL TYPES & MATERIALS	X		916,548
9803200000	MILITARY EQUIPMENTS NOT IDENTIFIED BY KIND	X		851,670
9809005000	SHIPMENTS UNDER $20,001, NOT IDENTIFIED BY KIND	X		2,558,235
9880004000	LOW VALUE ESTIMATE, EXCLUDING CANADA	X		221,092,005

TABLE 5 - EXPORTS OF MERCHANDISE FROM PUERTO RICO TO FOREIGN COUNTRIES,
BY COMMODITY AND COUNTRY OF DESTINATION: FISCAL YEAR 2001

COMM CODE	DESCRIPTION AND COUNTRY	UNIT	QUANTITY	VALUE - $
		TOTAL		5,440,697,273
	LIVE ANIMALS;ANIMAL PRODUCTS	TOTAL		2,757,310
	LIVE ANIMALS	TOTAL	21	34,600
0101190000	HORSES, LIVE, EXCEPT PUREBRED BREEDING ANIMALS	NO	16	24,600
	DOMINICAN REPUBLIC		2	4,000
	NETHERLAND ANTIL. EXC ARUBA		1	5,000
	NETHERLANDS		1	5,000
	ST.CHRISTOPHER-NEVIS		12	10,600
0102100010	BOVINE ANIMALS, LIVE, PUREBRED BREEDING DAIRY MALE	NO	5	10,000
	PANAMA		5	10,000
	MEAT AND EDIBLE MEAT OFFAL	TOTAL	881,366	1,439,092
0201306000	MEAT BOVINE ANMLS, BONELESS EX PROCESSD, FRSH/CHLD	KG	285,510	595,995
	ARGENTINA		82,107	189,801
	URUGUAY		203,403	406,194
0202303550	MEAT BOVINE ANIMALS BONELESS, PROCESSED, FROZEN	KG	21,780	62,769
	URUGUAY		21,780	62,769
0202306000	MEAT BOVINE ANIMALS BONELESS EXCEPT PROCESSED FRZN	KG	97,599	260,228
	DOMINICAN REPUBLIC		97,599	260,228
0203192000	MEAT OF SWINE, NESOI, PROCESSED, FRESH OR CHILLED	KG	14,157	29,230
	NETHERLAND ANTIL. EXC ARUBA		14,157	29,230
0203210000	CARCASSES AND HALF-CARCASSES OF SWINE, FROZEN	KG	23,269	31,720
	DOMINICAN REPUBLIC		23,269	31,720
0203292000	MEAT OF SWINE, NESOI, PROCESSED, FROZEN	KG	16,135	32,015
	DOMINICAN REPUBLIC		16,135	32,015
0203294000	MEAT OF SWINE, NESOI, EXCEPT PROCESSED, FROZEN	KG	56,081	84,865
	DOMINICAN REPUBLIC		24,908	36,400
	IRELAND		21,142	19,071
	URUGUAY		10,031	29,394
0207140010	CHKN CUTS/EDBL OFFL(INC LIVERS), FRZN, LEG QRTRS	KG	121,669	49,979
	HONG KONG		23,591	6,631
	NETHERLAND ANTIL. EXC ARUBA		98,078	43,348
0207250000	TURKEYS, NOT CUT IN PIECES, FROZEN	KG	39,477	54,462
	DOMINICAN REPUBLIC		23,587	17,680
	NETHERLAND ANTIL. EXC ARUBA		15,890	36,782
0207270090	TRKY CUTS/EDBL OFFL(INCL LVRS) FRZN, OTHER	KG	187,088	178,959
	DOMINICAN REPUBLIC		187,088	178,959
0208900000	MEAT & EDIBLE MEAT OFFAL NESOI, FRESH, CHLD, FROZN	KG	18,179	54,594
	URUGUAY		18,179	54,594
0210120020	BACON	KG	422	4,276
	DOMINICAN REPUBLIC		422	4,276
	FISH AND CRUSTACEANS, MOLLUSCS AND OTHER AQUATIC INVERTEBRATES	TOTAL	484,752	1,145,559
0302110010	RAINBOW TROUT FARMED FRESH/CHILLED EXC FLT/LVR/ROE	KG	5,219	26,461
	DOMINICAN REPUBLIC		5,219	26,461
0302110090	TROUT (EXCEPT FARMED RAINBOW TROUT) FRESH/CHILLED	KG	613	3,104
	BRITISH VIRGIN ISLANDS		613	3,104
0302220000	PLAICE EXCEPT FILLETS, LIVERS, ROES, FRESH/CHILLED	KG	465	6,765
	REPUBLIC OF KOREA		465	6,765
0302310000	ALBACORE/LONGFINNED TUNAS EX FILLET LVR ROE, FR/CH	KG	34,247	64,239
	NAMIBIA		18,335	41,031
	ST. LUCIA		15,912	23,208
0302390040	TUNAS NESOI EXCEPT FILLETS, LIVERS, ROES, FR, CHLD	KG	20,734	86,060
	PANAMA		20,734	86,060
0302640000	MACKEREL EXCEPT FILLET, LIVER, ROE, FRESH, CHILLED	KG	3,265	6,840
	DOMINICAN REPUBLIC		3,265	6,840
0302650010	DOGFISH (SQUALUS SPP.) EX FILLET/LIVER/ROE FRSH/CH	KG	13,479	28,525
	SINGAPORE		13,479	28,525
0302694075	MONKFISH, FRESH/CHILLD EXCEPT FILLETS/LIVERS/ROES	KG	4,136	30,975
	REPUBLIC OF KOREA		4,136	30,975
0302697000	FISH NESOI FRESH/CHILLD EXCEPT FILLETS/LIVERS/ROES	KG	39,882	80,778

TABLE 5 - EXPORTS OF MERCHANDISE FROM PUERTO RICO TO FOREIGN COUNTRIES,
BY COMMODITY AND COUNTRY OF DESTINATION: FISCAL YEAR 2001

COMM CODE	DESCRIPTION AND COUNTRY	UNIT	QUANTITY	VALUE - $
	THAILAND		19,364	34,500
	TRINIDAD @ TOBAGO		20,518	46,278
0303100062	PACIFIC SALMON, NESOI, FROZEN, EX FILLET/LIVER/ROE	KG	5,219	26,461
	DOMINICAN REPUBLIC		5,219	26,461
0303310015	ATLANTIC & PACIFIC HALIBUT FROZN EX FILLET/LVR/ROE	KG	19,505	47,525
	DOMINICAN REPUBLIC		19,505	47,525
0303490040	TUNAS NESOI, EXCEPT FILLETS, LIVERS, ROES, FROZEN	KG	10,500	23,057
	BARBADOS		10,500	23,057
0303600000	COD EXCEPT FILLETS, LIVERS AND ROES, FROZEN	KG	70,087	195,000
	DOMINICAN REPUBLIC		70,087	195,000
0303740000	MACKEREL EXCEPT FILLETS, LIVERS AND ROES, FROZEN	KG	58,265	122,723
	DOMINICAN REPUBLIC		58,265	122,723
0303796090	FROZEN FISH EXCL FILLETS, LIVERS, ROES, NESOI	KG	130,082	149,063
	DOMINICAN REPUBLIC		130,082	149,063
0304105000	FISH FILLETS ETC EXCEPT STEAKS, NESOI, FRESH, CHLD	KG	3,111	11,164
	DOMINICAN REPUBLIC		3,111	11,164
0304208600	FISH FILLETS, NESOI, FROZEN	KG	4,427	13,986
	THAILAND		4,427	13,986
0305100000	FISH MEAL FIT FOR HUMAN CONSUMPTION	KG	30,030	16,666
	TRINIDAD @ TOBAGO		30,030	16,666
0305690000	FISH NESOI,SALTED NOT DRIED OR SMOKED; IN BRINE	KG	15,764	60,000
	VENEZUELA		15,764	60,000
0306120000	LOBSTERS, INCLUDING IN SHELL, FROZEN	KG	11,730	90,509
	DOMINICAN REPUBLIC		11,730	90,509
0306220000	LOBSTERS, FRESH, CHILLED, DRIED, SALTD OR IN BRINE	KG	2,302	34,838
	EAST TIMOR		428	6,671
	HONG KONG		323	5,011
	JAPAN		1,551	23,156
0307290000	SCALLOPS INCL QUEEN, FROZEN/DRIED/SALTED/IN BRINE	KG	1,360	12,000
	HONG KONG		1,360	12,000
0307910021	SEA URCHIN ROE, FRESH OR CHILLED	KG	330	8,820
	JAPAN		330	8,820
	DAIRY PRODUCE;BIRDS EGGS;NATURAL HONEY EDIBLE PRODUCTS OF ANIMAL ORIGIN, NOT ELSEWHERE SPECIFIED OR INCLUDED	TOTAL		85,059
0401100000	MILK AND CREAM, NT CONCNTRD, NT SWEETD, NOV 1% FAT	L	19,325	14,040
	ARUBA		19,325	14,040
0401200000	MILK/CREAM NT CNCTRD/SWT, FAT CONTENT OV 1% NOV-6%	L	10,007	11,280
	BRITISH VIRGIN ISLANDS		10,007	11,280
0402210000	MLK/CREAM CNCTRD NT SWTN PWD/OTH SOLIDS OV 1.5% FA	KG	18,884	4,500
	DOMINICAN REPUBLIC		18,884	4,500
0402910000	MILK & CREAM WHTHR/NT CONCENTRATD NT SWEETND NESOI	KG	7,015	11,272
	ST. LUCIA		7,015	11,272
0406909550	CHEESE, INCLUDING MIXTURES, NESOI	KG	1,313	5,000
	UNITED KINGDOM OF GT BRITAIN		1,313	5,000
0409000025	HONEY, NATURAL, PACKAGED FOR RETAIL SALE	KG	1,864	8,999
	ARUBA		1,265	6,414
	BARBADOS		599	2,585
0409000055	HONEY, NATURAL, NESOI	KG	18,507	29,968
	DOMINICAN REPUBLIC		18,507	29,968
	PRODUCTS OF ANIMAL ORIGIN, NOT ELSEWHERE SPECIFIED OR INCLUDED	TOTAL	906	53,000
0510004040	CANTHARIDES, GLANDS USED FOR PHARMACEUTICAL PRDCTS	KG	906	53,000
	SPAIN		906	53,000
	VEGETABLES PRODUCTS	TOTAL		24,838,126
	LIVE TREES AND OTHER PLANTS; BULBS, ROOTS AND THE LIKE; CUT FLOWERS AND ORNAMENTAL FOLIAGE	TOTAL		67,944
0601100000	BULBS, TUBERS, CORMS, CROWNS & RHIZOMS ETC DORMANT	NO	2,722	4,899
	NAMIBIA		2,722	4,899

TABLE 5 - EXPORTS OF MERCHANDISE FROM PUERTO RICO TO FOREIGN COUNTRIES,
BY COMMODITY AND COUNTRY OF DESTINATION: FISCAL YEAR 2001

COMM CODE	DESCRIPTION AND COUNTRY	UNIT	QUANTITY	VALUE - $
0602100000	UNROOTED CUTTINGS AND SLIPS OF PLANTS, NESOI	NO	3,005	35,210
	BRITISH VIRGIN ISLANDS		1,360	8,666
	NETHERLAND ANTIL. EXC ARUBA		1,645	26,544
0602903090	HERBACEOUS PERENNIALS WTH SOIL ATTACHED,LIVE,NESOI	NO	2,490	9,377
	BRITISH VIRGIN ISLANDS		2,490	9,377
0604910000	FOLIAGE, BRANCHES ETC, FRESH	X		18,458
	VENEZUELA			18,458
	EDIBLE VEGETABLES AND			
	CERTAIN ROOTS AND TUBERS	TOTAL	10,068,079	15,136,028
0702000050	TOMATOES, FRESH OR CHILLED, NESOI	KG	5,958,379	10,296,648
	BELGIUM		3,518,795	8,422,368
	FRANCE		682,492	1,054,776
	NETHERLANDS		408,443	221,520
	SPAIN		424,259	188,160
	UNITED KINGDOM OF GT BRITAIN		924,390	409,824
0708200000	BEANS (VIGNA SPP., PHASEOLUS SPP.) FRESH OR CHILLD	KG	17,607	14,757
	DOMINICA		3,282	2,757
	NAMIBIA		14,325	12,000
0710800050	VEGETABLES, NESOI RAW/COOKED BY BOILING, FROZEN	KG	1,931,023	2,560,559
	GUADELOUPE		89,545	78,680
	NETHERLAND ANTIL. EXC ARUBA		1,841,478	2,481,879
0712909000	VEGETABLES NESOI & MIXTURES OF VEGETABLES DRIED ET	KG	1,608,843	1,891,909
	GUADELOUPE		67,942	81,000
	NETHERLAND ANTIL. EXC ARUBA		1,540,901	1,810,909
0713202000	CHICKPEAS (GARBANZOS), EXCEPT SEED, DRIED, SHELLED	KG	79,214	53,140
	DOMINICAN REPUBLIC		41,814	35,100
	MEXICO		37,400	18,040
0713333000	NAVY OR PEA BEANS, EXCEPT SEED, DRIED, SHELLED	KG	68,446	35,575
	DOMINICAN REPUBLIC		68,446	35,575
0713335020	DARK RED KIDNEY BEANS, (EX SEED), DRIED, SHELLED	KG	84,909	71,194
	DOMINICAN REPUBLIC		84,909	71,194
0713335040	LIGHT RED KIDNEY BEANS, (EX SEED), DRIED, SHELLED	KG	68,208	59,841
	DOMINICAN REPUBLIC		68,208	59,841
0713335050	DRIED PINK BEANS, NOT USED FOR SOWING	KG	163,068	98,735
	DOMINICAN REPUBLIC		163,068	98,735
0713395010	BLACK BEANS, EXCEPT SEED, DRIED, SHELLED	KG	20,291	11,250
	DOMINICAN REPUBLIC		20,291	11,250
0713395050	PINTO BEANS, EXCEPT SEED, DRIED, SHELLED	KG	68,091	42,420
	DOMINICAN REPUBLIC		68,091	42,420
	EDIBLE FRUITS AND NUTS;			
	PEEL OF CITRUS FRUITS OR MELONS	TOTAL	6,407,140	5,427,341
0801190000	COCONUTS, OTHER THAN DESSICATED	KG	5,268	12,193
	ARUBA		1,429	3,077
	NETHERLAND ANTIL. EXC ARUBA		3,839	9,116
0804400000	AVOCADOS, FRESH OR DRIED	KG	9,900	4,949
	DOMINICAN REPUBLIC		9,900	4,949
0804500000	GUAVAS, MANGOES AND MANGOSTEENS, FRESH OR DRIED	KG	5,273,764	4,452,088
	BELGIUM		4,143,835	3,714,923
	CANADA		66,307	52,742
	NETHERLANDS		396,688	90,000
	SPAIN		158,822	166,080
	UNITED KINGDOM OF GT BRITAIN		508,112	428,343
0808100000	APPLES, FRESH	KG	22,404	9,261
	MALAYSIA		22,404	9,261
0809300000	PEACHES, INCLUDING NECTARINES, FRESH	KG	180,486	100,667
	ECUADOR		180,486	100,667
0811909000	FRUIT & NUTS UNCOOKED/COOKED BY WATER W/N SW NESOI	KG	15,314	41,000
	NETHERLAND ANTIL. EXC ARUBA		15,314	41,000
0812900000	FRUIT & NUTS PROVISIONALLY PRESERVD INEDIBLE NESOI	KG	108,516	96,000
	NETHERLANDS		108,516	96,000
0814000000	PEEL, CITRUS OR MELON, FRSH/FRZN/DRIED/PROVSL PRES	KG	791,488	711,183
	COLOMBIA		29,384	16,000
	ITALY		31,312	37,632

TABLE 5 - EXPORTS OF MERCHANDISE FROM PUERTO RICO TO FOREIGN COUNTRIES,
BY COMMODITY AND COUNTRY OF DESTINATION: FISCAL YEAR 2001

COMM CODE	DESCRIPTION AND COUNTRY	UNIT	QUANTITY	VALUE - $
	NETHERLANDS		721,247	646,631
	SWITZERLAND		9,545	10,920
	COFFEE, TEA, MATE AND SPICES	TOTAL	148,082	898,713
0901110000	COFFEE, NOT ROASTED, NOT DECAFFEINATED	KG	139,652	859,165
	ITALY		134,440	796,677
	SPAIN		4,762	52,500
	UNITED KINGDOM OF GT BRITAIN		450	9,988
0901210000	COFFEE, ROASTED, NOT DECAFFEINATED	KG	1,943	15,876
	SPAIN		1,943	15,876
0902200000	GREEN TEA (NOT FERMENTED) NESOI	KG	281	2,646
	ANTIGUA		281	2,646
0904120000	PEPPER OF THE GENUS PIPER, CRUSHED OR GROUND	KG	2,455	18,056
	DOMINICAN REPUBLIC		2,455	18,056
0909200000	SEEDS OF CORIANDER	KG	3,751	2,970
	DOMINICAN REPUBLIC		3,751	2,970
	CEREALS	TOTAL	79,575	15,912
1005100090	CORN (MAIZE), OTHER THAN YELLOW CORN, SEED, NESOI	KG	928	3,912
	GUADELOUPE		928	3,912
1006100000	RICE IN THE HUSK (PADDY OR ROUGH)	KG	78,647	12,000
	KENYA		78,647	12,000
	PRODUCTS OF THE MILLING INDUSTRY; MALT; STARCHES; INULIN; WHEAT GLUTEN	TOTAL	3,453,491	1,453,506
1101000000	WHEAT OR MESLIN FLOUR	KG	2,474,315	1,104,903
	ANGUILLA		18,928	8,140
	ARUBA		1,852,182	804,059
	BRITISH VIRGIN ISLANDS		32,412	15,122
	DOMINICAN REPUBLIC		24,947	5,944
	GUADELOUPE		34,927	14,539
	NETHERLAND ANTIL. EXC ARUBA		510,919	257,099
1102200000	CORN (MAIZE) FLOUR	KG	703,188	215,697
	NETHERLAND ANTIL. EXC ARUBA		8,666	4,392
	TRINIDAD @ TOBAGO		694,522	211,305
1103130020	GROATS AND MEAL OF CORN (MAIZE), CORNMEAL	KG	118,720	35,333
	MEXICO		118,720	35,333
1104190000	GRAINS ROLLD/FLAKD OF CEREAL EX RICE OF 1006,NESOI	KG	20,238	6,859
	DOMINICAN REPUBLIC		20,238	6,859
1108120000	STARCH, CORN (MAIZE)	KG	117,849	77,754
	DOMINICAN REPUBLIC		117,849	77,754
1108190000	STARCHES, NESOI	KG	19,181	12,960
	DOMINICAN REPUBLIC		19,181	12,960
	OIL SEEDS AND OLEAGINOUS FRUITS; MISCELLANEOUS GRAINS, SEEDS AND FRUITS; INDUSTRIAL OR MEDICINAL PLANTS; STRAW AND FODDER	TOTAL		71,079
1209918090	VEGETABLE SEEDS OF A KIND USED FOR SOWING, NESOI	KG	702	19,566
	BRAZIL		702	19,566
1210200040	HOP CONES GROUND OR POWDERED, FRESH/DRIED; LUPULIN	KG	15,400	40,750
	KUWAIT		15,400	40,750
1214900010	ALFALFA HAY,NESOI,WHETHER OR NOT DOUBLE COMPRESSED	T	26	2,520
	CHILE		26	2,520
1214900015	HAY, NESOI, WHETHER OR NOT IN THE FORM OF PELLETS	T	87	8,243
	BRITISH VIRGIN ISLANDS		87	8,243
	LAC; GUMS, RESINS AND OTHER VEGETABLE SAPS AND EXTRACT	TOTAL	18,295	1,747,357
1301100000	LAC/SHELLAC/STICK LAC/SEED LAC/BUTTON LAC/OTHR LAC	KG	680	5,250
	PANAMA		680	5,250
1301900000	NATURAL GUMS, GUM RESINS, RESINS AND BALSAMS NESOI	KG	180	3,280

TABLE 5 - EXPORTS OF MERCHANDISE FROM PUERTO RICO TO FOREIGN COUNTRIES,
BY COMMODITY AND COUNTRY OF DESTINATION: FISCAL YEAR 2001

COMM CODE	DESCRIPTION AND COUNTRY	UNIT	QUANTITY	VALUE - $
	PANAMA		180	3,280
1302190000	VEGETABLE SAPS AND EXTRACTS, NESOI	KG	17,335	1,736,166
	BARBADOS		17,335	1,736,166
1302200000	PECTIC SUBSTANCES, PECTINATES AND PECTATES	KG	100	2,661
	THAILAND		100	2,661
	VEGETABLE PLAITING MATERIALS; VEGETABLE PRODUCTS NOT ELSEWHERE SPECIFIED OR INCLUDED	TOTAL	45,467	20,246
1402909000	VEGETABLE MATERIALS FOR STUFFING OR PADDING, NESOI	KG	9,279	4,290
	ANGUILLA		9,279	4,290
1404900000	VEGETABLE PRODUCTS NEOSI	KG	36,188	15,956
	DOMINICAN REPUBLIC		36,188	15,956
	ANIMAL OR VEGETABLE FATS AND OILS AND THEIR CLEAVAGE PRODUCTS; PREPARED EDIBLE FATS;ANIMAL OR VEGETABLE WAXES	TOTAL	860,401	1,156,518
	ANIMAL OR VEGETABLE FATS AND OILS AND THEIR CLEAVAGE PRODUCTS; PREPARED EDIBLE FATS; ANIMAL OR VEGETABLE WAXES	TOTAL	860,401	1,156,518
1509104000	OLIVE OIL,VIRGIN, N/CHEM MODIFD, IN CONT 18KG/OVER	KG	4,915	28,497
	ARUBA		2,964	17,275
	BARBADOS		460	2,530
	NETHERLAND ANTIL. EXC ARUBA		1,491	8,692
1510000000	OLIVE-RESIDUE OIL & BLENDS (1509&1510) NT CHEM MOD	KG	925	4,409
	NAMIBIA		925	4,409
1514900000	RAPESEED/COLZA/MUSTARD OIL & FRACTIONS, REFINED	KG	11,159	5,900
	ARUBA		11,159	5,900
1515210000	CORN (MAIZE) OIL, CRUDE, NOT CHEMICALLY MODIFIED	KG	27,112	33,750
	GUATEMALA		25,038	30,400
	NETHERLAND ANTIL. EXC ARUBA		2,074	3,350
1515290020	CORN (MAIZE) OIL, ONCE-REFINED, NT CHEM MODIFIED	KG	706,707	900,311
	ARUBA		15,125	14,338
	DOMINICAN REPUBLIC		674,332	869,398
	PANAMA		17,250	16,575
1515290040	CORN (MAIZE) OIL, FULLY REFINED, NT CHEM MODIFIED	KG	45,878	57,296
	ARUBA		2,485	4,838
	DOMINICAN REPUBLIC		1,648	2,775
	GUADELOUPE		6,532	6,596
	NETHERLAND ANTIL. EXC ARUBA		2,350	4,342
	PANAMA		32,863	38,745
1515900000	FIXED VEGETABLE FATS & OILS NESOI NT CHEM MODIFIED	KG	9,349	22,000
	NETHERLAND ANTIL. EXC ARUBA		9,349	22,000
1516200000	VEGETABLE FATS & OILS/FRACTIONS HYDROGENATED ETC	KG	41,966	44,280
	GUATEMALA		41,966	44,280
1517903040	BAKN/FRYN FATS WHOLLY VEGTLB OILS EDBL ARTFL MXTRS	KG	4,226	17,740
	BRITISH VIRGIN ISLANDS		3,926	13,531
	ST. LUCIA		300	4,209
1518000000	ANML/VEG FATS & OILS CHEM MODIFIED; INEDBL MXT ETC	KG	5,699	37,385
	CHINA,PEOPLE'S REP.(MAINLAND)		5,699	37,385
1522000000	DEGRAS; RESIDUES FROM FATTY SUBSTNCS/ANML/VEG WAXS	KG	2,465	4,950
	NAMIBIA		2,465	4,950
	PREPARED FOODSTUFFS; BEVERAGES, SPIRITS AND VINEGAR; TOBACCO AND MANUFACTURED TOBACCO SUBSTITUTES	TOTAL		314,792,652
	PREPARATIONS OF MEAT, OF FISH, OR OF CRUSTACEANS, MOLLUSCS OR OTHER AQUATIC INVERTEBRATES	TOTAL	727,899	2,157,846
1601000010	SAUSAGES & SIMILAR PRDTS, OF POULTY, OF CHICKEN	KG	12,199	63,682

TABLE 5 - EXPORTS OF MERCHANDISE FROM PUERTO RICO TO FOREIGN COUNTRIES,
BY COMMODITY AND COUNTRY OF DESTINATION: FISCAL YEAR 2001

COMM CODE	DESCRIPTION AND COUNTRY	UNIT	QUANTITY	VALUE - $
	BRITISH VIRGIN ISLANDS		2,452	5,697
	DOMINICAN REPUBLIC		3,402	44,000
	NETHERLAND ANTIL. EXC ARUBA		3,548	10,704
	ST.CHRISTOPHER-NEVIS		2,797	3,281
1601000020	SAUSAGES & SIMILAR PRDTS, OF OTHER POULTY	KG	2,177	3,130
	NETHERLAND ANTIL. EXC ARUBA		2,177	3,130
1601000090	SAUSAGES & SIMILAR PRDTS, OTHER THAN POULTRY, OTHR	KG	6,976	27,544
	ANGUILLA		3,358	21,284
	NETHERLAND ANTIL. EXC ARUBA		3,618	6,260
1602320020	PREPARED MEALS OF CHICKEN OF HEADING 0105	KG	9,330	19,747
	DOMINICAN REPUBLIC		9,330	19,747
1602390045	MEAT/OFFAL (EX LVR) POULTRY OF 0105 NESOI PRP/PRS	KG	41,645	121,679
	DOMINICAN REPUBLIC		41,645	121,679
1602492000	SWINE MEAT NESOI BONED/COOKED CND NO CEREAL OR VEG	KG	5,257	10,278
	DENMARK		5,257	10,278
1602494000	SWINE MEAT NESOI, NO CEREAL OR VEGS, PREP OR PRES	KG	12,696	39,963
	DENMARK		12,696	39,963
1602509500	MEAT OR MEAT OFFAL OF BOVINE ANMLS NESOI PREP/PRES	KG	61,330	164,398
	BRAZIL		61,330	164,398
1604140000	TUNAS/SKIPJACK/ATLANTIC BONITO NT MINCED PREP/PRES	KG	561,052	1,664,425
	ANTIGUA		10,061	20,678
	BRITISH VIRGIN ISLANDS		6,035	17,161
	DOMINICAN REPUBLIC		21,750	85,997
	ISRAEL		55,961	49,886
	MEXICO		424,222	1,394,733
	PANAMA		43,023	95,970
1605201025	SHRIMPS AND PRAWNS, PREPARED, FROZEN, NESOI	KG	15,237	43,000
	CHINA,PEOPLE'S REP.(MAINLAND)		15,237	43,000
	SUGARS AND SUGAR CONFECTIONARY	TOTAL	945,893	2,624,284
1701110000	CANE SUGAR, RAW, SOLID FORM, W/O ADDED FLAV/COLOR	KG	45,360	21,050
	DOMINICAN REPUBLIC		45,360	21,050
1702110000	LACTOSE & LACTOSE SYRUP CONT 99% MORE LACTSE BY WT	KG	108,542	68,812
	BRAZIL		103,784	57,150
	JAPAN		678	8,548
	VENEZUELA		4,080	3,114
1702190000	LACTOSE IN SOLID FORM AND LACTOSE SYRUP, NESOI	KG	4,276	4,999
	DOMINICAN REPUBLIC		4,276	4,999
1702905000	SUG/SYRUP NT FLAV/COLR NESOI; ARTFL HONEY; CARAML	KG	220,534	845,410
	BARBADOS		111,454	794,610
	BRAZIL		109,080	50,800
1704100000	CHEWING GUM, WHETHER OR NOT SUGAR COATED	KG	370,178	1,086,341
	ANTIGUA		5,352	10,326
	ARUBA		58,512	138,975
	BAHAMAS		19,254	39,473
	BARBADOS		10,730	39,135
	BELIZE		1,969	10,614
	CAYMAN ISLANDS		193	2,949
	DOMINICAN REPUBLIC		396	3,685
	GUYANA		2,508	5,142
	HAITI		120,597	247,251
	JAMAICA		47,758	213,735
	NAMIBIA		264	4,367
	NETHERLAND ANTIL. EXC ARUBA		67,998	192,830
	ST. LUCIA		2,171	17,335
	ST.CHRISTOPHER-NEVIS		743	8,222
	SURINAME		11,703	40,913
	TRINIDAD @ TOBAGO		20,030	111,389
1704903000	CONFECTIONS/SWEETMEATS, READY FR CONSUMPTN, NO COC	KG	173,502	506,201
	ARUBA		1,149	10,023
	BAHAMAS		714	5,141
	BARBADOS		3,791	13,582
	BERMUDA		360	2,725
	CANADA		16,026	73,399
	COSTA RICA		17,821	22,100
	DOMINICA		1,878	4,553

TABLE 5 - EXPORTS OF MERCHANDISE FROM PUERTO RICO TO FOREIGN COUNTRIES,
BY COMMODITY AND COUNTRY OF DESTINATION: FISCAL YEAR 2001

COMM CODE	DESCRIPTION AND COUNTRY	UNIT	QUANTITY	VALUE - $
	DOMINICAN REPUBLIC		54,340	158,707
	GRENADA		325	2,828
	JAMAICA		9,118	40,571
	MEXICO		26,560	79,596
	NAMIBIA		6,443	23,596
	NETHERLAND ANTIL. EXC ARUBA		923	7,333
	ST. LUCIA		768	6,683
	ST.VINCENT @ THE GRENADINES		4,966	10,428
	TRINIDAD @ TOBAGO		28,320	44,936
1704907000	SUGAR CONFECTIONERY, WITHOUT COCOA, NESOI	KG	23,501	91,471
	ANTIGUA		1,731	4,431
	BARBADOS		2,001	7,906
	DOMINICA		554	4,156
	DOMINICAN REPUBLIC		7,899	19,640
	JAMAICA		4,835	41,700
	ST. LUCIA		1,748	3,487
	ST.VINCENT @ THE GRENADINES		4,733	10,151
	COCOA AND COCOA PREPARATIONS	TOTAL	172,468	603,547
1806100000	COCOA POWDER CONT ADDED SUGAR OR OTHER SWEETENING	KG	17,104	58,067
	DOMINICA		2,704	3,067
	DOMINICAN REPUBLIC		14,400	55,000
1806310040	CHOC/COCOA PREP CONFECTNRY BLK/BAR NOTOV2KG FILLED	KG	69,876	389,650
	DOMINICAN REPUBLIC		69,876	389,650
1806321000	CHOC/COCOA PREP CONFCTNRY BLK/BAR NTOV2KG NT FILLD	KG	7,227	20,802
	DOMINICAN REPUBLIC		7,227	20,802
1806323550	CHOC/COCOA PREP BAR ETC NTOV2KG EXC FILLD/CNFCTNRY	KG	647	5,344
	DOMINICAN REPUBLIC		647	5,344
1806900063	CONFECTIONERY, COCOA FOOD PREPS, NESOI, FOR RETAIL	KG	12,941	50,882
	BAHAMAS		800	2,676
	DOMINICAN REPUBLIC		7,360	17,088
	NETHERLAND ANTIL. EXC ARUBA		1,956	10,355
	TRINIDAD @ TOBAGO		2,825	20,763
1806900073	COCOA PREPS EXCEPT CONFECTIONERY NESOI, FOR RETAIL	KG	53,411	69,330
	DOMINICAN REPUBLIC		53,411	69,330
1806900093	COCOA PREPS, NESOI, NOT FOR RETAIL, EX/CONFETIONEY	KG	11,262	9,472
	DOMINICAN REPUBLIC		11,262	9,472
	PREPARATIONS OF CEREALS, FLOUR, STARCH OR MILK; BAKERS WARES	TOTAL	4,637,642	10,997,946
1901100000	PREPARATIONS FOR INFANT USE, FOR RETAIL SALE	KG	332,906	1,724,780
	ANTIGUA		36,244	86,274
	ARUBA		3,269	22,247
	BARBADOS		5,602	22,480
	DOMINICAN REPUBLIC		50,457	81,046
	GRENADA		920	6,755
	GUYANA		206	2,590
	JAMAICA		154,465	1,052,201
	NETHERLAND ANTIL. EXC ARUBA		13,025	36,700
	TRINIDAD @ TOBAGO		68,718	414,487
1901200005	MIXES AND DOUGHS FOR COOKIES, WAFFLES AND WAFERS	KG	6,117	26,198
	DOMINICAN REPUBLIC		4,500	23,426
	ST.CHRISTOPHER-NEVIS		1,617	2,772
1901200015	MIXE & DOUGH FOR PASTRY/CAKE/GINGERBREAD/PUDDING	KG	2,115	9,217
	ANTIGUA		1,646	2,773
	ST.CHRISTOPHER-NEVIS		469	6,444
1901200025	MIXES & DOUGHS, NESOI, CONTAIN < 40% COCOA POWDER	KG	86,797	179,938
	ARUBA		46,130	83,197
	DOMINICAN REPUBLIC		5,747	10,046
	GUADELOUPE		16,892	19,088
	NETHERLAND ANTIL. EXC ARUBA		18,028	67,607
1901901500	MALT EXTRACT	KG	710	5,511
	ANGUILLA		360	2,694
	BRITISH VIRGIN ISLANDS		350	2,817
1901909082	CORN-SOYA MILK BLENDS	KG	1,985,343	377,056

TABLE 5 - EXPORTS OF MERCHANDISE FROM PUERTO RICO TO FOREIGN COUNTRIES,
BY COMMODITY AND COUNTRY OF DESTINATION: FISCAL YEAR 2001

COMM CODE	DESCRIPTION AND COUNTRY	UNIT	QUANTITY	VALUE - $
	ANTIGUA		441,853	77,440
	BAHAMAS		72,756	19,317
	BARBADOS		295,239	51,744
	BERMUDA		39,501	14,220
	BRITISH VIRGIN ISLANDS		144,528	25,330
	DOMINICAN REPUBLIC		54,228	9,504
	JAMAICA		656,825	127,687
	NETHERLAND ANTIL. EXC ARUBA		159,900	28,024
	ST. LUCIA		76,429	13,395
	TRINIDAD @ TOBAGO		44,084	10,395
1901909085	WHEAT-FLOUR-SOYA BLENDS	KG	2,187	6,986
	BAHAMAS		2,187	6,986
1901909500	FOOD PREPARATIONS FLOUR, STARCH, DAIRY ETC, NESOI	KG	353,028	2,540,616
	ANTIGUA		19,881	162,524
	ARUBA		34,483	207,448
	BAHAMAS		24,846	127,530
	BARBADOS		44,736	335,242
	BERMUDA		9,529	49,783
	BRITISH VIRGIN ISLANDS		7,427	47,841
	GRENADA		3,139	25,738
	HAITI		40,595	294,787
	JAMAICA		48,757	397,064
	NETHERLAND ANTIL. EXC ARUBA		47,685	321,083
	ST. LUCIA		7,221	51,823
	ST.VINCENT @ THE GRENADINES		664	5,818
	TRINIDAD @ TOBAGO		64,065	513,935
1902112000	PASTA WITH EGG UNCOOKED NOT STUFFED OR OTHRWSE PRE	KG	1,480	13,745
	JAMAICA		1,480	13,745
1902114000	PASTA WITH EGG NESOI SAUCE NOT STUFFED/OTHRWS PREP	KG	18,143	70,000
	NETHERLAND ANTIL. EXC ARUBA		18,143	70,000
1902192000	PASTA NO EGG UNCOOKED NOT STUFFED OR OTHRWISE PREP	KG	12,310	8,484
	DOMINICAN REPUBLIC		12,310	8,484
1903000000	TAPIOCA AND SUBSTITUTES FROM STARCH IN FLAKES, ETC	KG	5,952	4,986
	GREECE		5,952	4,986
1904100040	SWELLING/ROASTING CEREAL/CEREAL PRODUCT CONT SUGAR	KG	2,130	2,947
	ST. LUCIA		2,130	2,947
1904100080	SWELLING/ROASTING CEREAL/CEREAL PRODUCT, NO SUGAR	KG	52,453	90,611
	ANTIGUA		6,260	7,948
	ARUBA		6,572	19,000
	BARBADOS		17,277	21,936
	DOMINICAN REPUBLIC		1,713	2,977
	JAMAICA		5,733	19,834
	NETHERLAND ANTIL. EXC ARUBA		14,898	18,916
1904200000	PREP FOOD FROM UNROASTED CEREAL FLAKES/MIXTURES	KG	1,009	2,685
	ST. LUCIA		1,009	2,685
1904900040	CEREAL NT CORN GRAIN FORM PRECOOK/OTHWS PREP NESOI	KG	6,850	30,453
	ARUBA		2,599	12,386
	DOMINICAN REPUBLIC		2,949	12,398
	NETHERLAND ANTIL. EXC ARUBA		1,302	5,669
1905300040	SWEET BISCUITS, WAFFLES AND WAFERS, NESOI	KG	223,989	322,268
	ARUBA		26,948	34,413
	BAHAMAS		6,027	9,261
	BARBADOS		12,157	11,818
	BERMUDA		11,988	15,200
	DOMINICAN REPUBLIC		6,814	36,310
	GUADELOUPE		587	3,556
	JAMAICA		3,970	3,859
	NETHERLAND ANTIL. EXC ARUBA		27,132	77,443
	TRINIDAD @ TOBAGO		128,366	130,408
1905400000	RUSKS, TOASTED BREAD AND SIMILAR TOASTED PRODUCTS	KG	2,982	6,967
	BRITISH VIRGIN ISLANDS		1,621	4,067
	ST. LUCIA		1,361	2,900
1905901041	PASTRY/CAKE ETC & PUDDING, W/NT CONT CHOC ETC FRZN	KG	14,087	21,892
	DOMINICA		2,070	3,000
	DOMINICAN REPUBLIC		12,017	18,892
1905901049	BREAD/BISCUIT ETC, W/NT CONTAIN CHOC ETC FROZEN	KG	74,918	117,336
	DOMINICAN REPUBLIC		72,255	113,001

TABLE 5 - EXPORTS OF MERCHANDISE FROM PUERTO RICO TO FOREIGN COUNTRIES,
BY COMMODITY AND COUNTRY OF DESTINATION: FISCAL YEAR 2001

COMM CODE	DESCRIPTION AND COUNTRY	UNIT	QUANTITY	VALUE - $
	ST.CHRISTOPHER-NEVIS		2,663	4,335
1905901050	PASTRY/CAKE/PUDDING WHETHER/NT CONT CHOC ETC NESOI	KG	7,417	20,080
	DOMINICAN REPUBLIC		3,858	8,518
	NETHERLAND ANTIL. EXC ARUBA		3,559	11,562
1905901080	BREAD/BISCUITS/SIMILAR BAKED PRODUCTS, NESOI	KG	228,479	1,121,774
	ARUBA		106,975	154,345
	GUADELOUPE		1,068	18,819
	NETHERLAND ANTIL. EXC ARUBA		120,436	948,610
1905909030	CORN CHIPS AND SIMILAR CRISP SAVORY SNACK FOODS	KG	1,100,003	4,082,680
	ANGUILLA		3,398	17,376
	ANTIGUA		99,324	247,150
	ARUBA		125,746	813,071
	BAHAMAS		31,272	116,074
	BARBADOS		51,906	298,135
	BRITISH VIRGIN ISLANDS		39,468	85,447
	DOMINICA		2,853	10,867
	DOMINICAN REPUBLIC		473,182	1,017,177
	GRENADA		3,237	14,978
	GUADELOUPE		10,323	14,792
	JAMAICA		18,585	82,261
	NAMIBIA		4,988	18,322
	NETHERLAND ANTIL. EXC ARUBA		168,289	988,290
	ST. LUCIA		10,401	62,235
	ST.CHRISTOPHER-NEVIS		53,841	286,379
	ST.VINCENT @ THE GRENADINES		3,190	10,126
1905909060	PIZZA AND QUICHE	KG	2,988	5,333
	DOMINICAN REPUBLIC		2,988	5,333
1905909090	COMMUNION/SEALING WAFER RICE PPR EMPTY CAPSULE ETC	KG	113,249	205,403
	ARUBA		42,765	76,450
	DOMINICAN REPUBLIC		36,024	67,298
	NAMIBIA		1,856	6,230
	NETHERLAND ANTIL. EXC ARUBA		3,859	6,307
	PANAMA		17,133	18,696
	ST. LUCIA		10,995	21,913
	TRINIDAD @ TOBAGO		617	8,509
	PREPARATIONS OF VEGETABLES, FRUIT, NUTS, OR OTHER PARTS OF PLANTS	TOTAL		10,074,210
2001900000	VEGT/FRUIT/NUTS ETC NESOI PREP/PRES BY VINEGAR ETC	KG	3,707	2,550
	DOMINICA		3,707	2,550
2002900060	TOMATO PASTE	KG	252,945	245,099
	DOMINICAN REPUBLIC		252,945	245,099
2004108020	POTATOES, FRENCH FRIED, FROZEN	KG	594	3,465
	DOMINICAN REPUBLIC		594	3,465
2005100000	VEGETABLES, HOMOGENIZED NOT FROZ (SUBHEADNG NTE 1)	KG	8,549	10,835
	GRENADA		5,886	7,615
	NETHERLAND ANTIL. EXC ARUBA		2,663	3,220
2005200020	POTATO CHIPS, PREPARED OR PRESERVED NESOI NOT FROZ	KG	25,504	58,073
	AUSTRALIAN ISLANDS		25,504	58,073
2005200070	POTATOES NESOI, PREPRD OR PRESRVD NESOI, NOT FROZN	KG	1,825	5,710
	DOMINICA		1,825	5,710
2005400000	PEAS (PISUM SATIVUM) PREP/PRES NESOI, NOT FROZEN	KG	274,233	302,170
	BARBADOS		237,296	264,710
	HAITI		3,673	4,820
	TRINIDAD @ TOBAGO		33,264	32,640
2005590000	BEANS, NOT SHELLED, PREP/PRES NESOI, NOT FROZEN	KG	42,001	41,615
	ANTIGUA		5,125	5,125
	ARUBA		20,373	21,303
	NAMIBIA		5,500	6,070
	NETHERLAND ANTIL. EXC ARUBA		11,003	9,117
2005700000	OLIVES PREP/PRES EX VINEGAR/ACETIC ACID NOT FROZEN	KG	4,030	19,405
	ARUBA		930	4,645
	NETHERLAND ANTIL. EXC ARUBA		3,100	14,760
2005800000	SWEET CORN, PREPARED/PRESERVED NESOI, NOT FROZEN	KG	3,673	4,820
	HAITI		3,673	4,820
2005906550	PREPARED/PRESERVED VETETABLES, NOT FROZEN, NESOI	KG	104,424	80,547

TABLE 5 - EXPORTS OF MERCHANDISE FROM PUERTO RICO TO FOREIGN COUNTRIES,
BY COMMODITY AND COUNTRY OF DESTINATION: FISCAL YEAR 2001

COMM CODE	DESCRIPTION AND COUNTRY	UNIT	QUANTITY	VALUE - $
	DOMINICAN REPUBLIC		104,424	80,547
2006005550	VGTBLS/FRUIT/NUTS/FRUIT-PEEL ETC, PRSRVD BY SUGAR	KG	6,700	20,592
	DOMINICAN REPUBLIC		6,700	20,592
2007100000	HOMOGENIZED PREPARATNS OF FRUIT (SUBHEADNG NOTE 2)	KG	13,695	9,706
	DOMINICAN REPUBLIC		13,695	9,706
2008309000	CITRUS FRUITS, NESOI, OTHERWISE PREPARED/PRESERVED	KG	5,669	6,973
	DOMINICAN REPUBLIC		5,669	6,973
2008400000	PEARS, OTHERWISE PREPARED OR PRESERVED, NESOI	KG	38,188	31,065
	ARUBA		33,928	27,600
	JAMAICA		4,260	3,465
2009110060	ORANGE JUICE UNFERMNTD FROZEN CNTRS OVER 3.785L	L	175,753	77,764
	GUYANA		22,592	16,500
	TRINIDAD @ TOBAGO		153,161	61,264
2009190000	ORANGE JUICE, UNFERMENTED, NOT FROZEN	L	1,175,816	1,250,506
	BARBADOS		27,326	23,287
	BRITISH VIRGIN ISLANDS		5,962	6,216
	COSTA RICA		701,063	736,230
	DOMINICAN REPUBLIC		202,445	191,686
	GUYANA		10,561	7,920
	NETHERLAND ANTIL. EXC ARUBA		7,677	5,757
	PANAMA		220,782	279,410
2009303000	CITRUS JUICE SINGLE FRUIT UNFRMNTD NESOI NT CNCNTD	L	28,051	5,484
	DOMINICAN REPUBLIC		28,051	5,484
2009306040	LEMON JUICE, UNFERMENTED, CONCENTRATED, NOT FROZEN	L	3,124	9,375
	DOMINICAN REPUBLIC		3,124	9,375
2009402000	PINEAPPLE JUICE UNFRMNTD NOT CNCNTRD OR NOV 3.5 CN	L	13,099	6,475
	TRINIDAD @ TOBAGO		13,099	6,475
2009404000	PINEAPPLE JUICE, UNFERMENTED, NESOI, FROZEN	L	9,645	12,420
	DOMINICAN REPUBLIC		9,645	12,420
2009600060	GRAPE JUICE & MUST UNFERMNTD CONCENTRTD NOT FROZEN	L	388,995	318,317
	COSTA RICA		152,861	100,220
	DOMINICAN REPUBLIC		171,108	144,948
	PANAMA		65,026	73,149
2009700020	APPLE JUICE, UNFERMENTED, CONCENTRATED, NOT FROZEN	L	274,952	484,479
	COSTA RICA		91,125	87,672
	DOMINICAN REPUBLIC		134,816	277,371
	HONDURAS		12,941	29,785
	PANAMA		36,070	89,651
2009700090	APPLE JUICE, UNFERMENTED, NOT CONCENTRATED	L	33,103	21,516
	DOMINICAN REPUBLIC		33,103	21,516
2009800000	JUICE OF ANY SINGLE FRUIT/VEGTBLE UNFERMENTD NESOI	L	4,058,071	2,543,799
	COSTA RICA		232,682	122,450
	DOMINICAN REPUBLIC		2,097,227	933,945
	HONDURAS		133,321	55,000
	MARSHALL ISLANDS		19,523	8,054
	PANAMA		1,575,318	1,424,350
2009902000	MIXTURES OF VEGETABLE JUICES, UNFERMENTED	L	11,072	4,275
	ANGUILLA		11,072	4,275
2009904000	MIXTURES OF FRUIT JUICES, UNFERMENTED	L	11,741,699	4,497,175
	ANTIGUA		48,556	15,330
	BARBADOS		41,026	48,968
	BRITISH VIRGIN ISLANDS		51,692	16,320
	COLOMBIA		243,875	76,996
	COSTA RICA		673,490	215,438
	DOMINICAN REPUBLIC		2,760,257	1,187,867
	GUADELOUPE		12,268	3,873
	GUYANA		113,390	40,032
	HONDURAS		197,969	62,502
	PANAMA		7,599,176	2,829,849
	MISCELLANEOUS EDIBLE PREPARATIONS	TOTAL		214,798,328
2101200020	SOLUBLE/INSTANT TEA/MATE CONT NO SUGAR/CEREAL/ETC	KG	626	9,672
	COSTA RICA		626	9,672
2102300000	BAKING POWDERS, PREPARED	KG	109,559	186,749
	DOMINICAN REPUBLIC		109,559	186,749
2103909070	MIXED CONDIMENTS AND MIXED SEASONINGS	KG	308,838	1,132,365

TABLE 5 - EXPORTS OF MERCHANDISE FROM PUERTO RICO TO FOREIGN COUNTRIES,
BY COMMODITY AND COUNTRY OF DESTINATION: FISCAL YEAR 2001

COMM CODE	DESCRIPTION AND COUNTRY	UNIT	QUANTITY	VALUE - $
	ANTIGUA		3,346	2,610
	ARUBA		7,689	23,676
	BARBADOS		247	3,635
	DOMINICA		16,891	69,705
	DOMINICAN REPUBLIC		240,410	935,366
	ECUADOR		14,381	22,731
	GRENADA		4,924	11,027
	NAMIBIA		2,512	7,699
	NETHERLAND ANTIL. EXC ARUBA		9,936	28,619
	ST.CHRISTOPHER-NEVIS		846	7,575
	ST.VINCENT @ THE GRENADINES		7,656	19,722
2103909090	SAUCES AND PREPARATIONS THEREFOR, NESOI	KG	67,080	96,280
	DOMINICAN REPUBLIC		39,751	53,722
	NETHERLAND ANTIL. EXC ARUBA		1,822	3,618
	PANAMA		25,507	38,940
2104100060	SOUPS, BROTHS & PREPS THEREOF, NESOI, EX DRIED	KG	2,656	15,745
	NETHERLANDS		2,656	15,745
2104200000	HOMOGENIZED COMPOSITE FOOD PREPARATIONS (NOTE 3)	KG	30,094	60,819
	DOMINICAN REPUBLIC		30,094	60,819
2105000010	ICE CREAM, WHETHER OR NOT CONTAINING COCOA	KG	49,314	123,084
	DOMINICAN REPUBLIC		49,314	123,084
2106100000	PROTEIN CONCENTRATES & TEXTURED PROTEIN SUBSTANCES	KG	53,443	169,401
	ANGUILLA		19,231	18,000
	ARUBA		13,085	20,000
	EL SALVADOR		17,383	67,587
	NETHERLAND ANTIL. EXC ARUBA		3,744	63,814
2106905200	SINGLE FRUIT/VEG JUICE FORTI W/VITAM/MIN CONCENTRD	L	14,401	10,800
	NAMIBIA		14,401	10,800
2106905400	MIX FRUIT/VEG JUICE FORTI W/VITAM/MIN CONCENTRATED	L	16,667	12,500
	NAMIBIA		16,667	12,500
2106905800	FOOD PREPARATIONS OF GELETIN, NESOI	KG	1,724	2,700
	ANTIGUA		1,724	2,700
2106906571	PREPS FOR MANUF BEVERAGES CONT ASPARTAME/SACCHARIN	KG	829,743	28,859,202
	ANTIGUA		653	36,711
	ARUBA		1,024	61,501
	BAHAMAS		6,527	303,117
	BARBADOS		1,163	84,883
	CHINA (TAIWAN)		569	36,983
	COSTA RICA		3,949	335,177
	DOMINICAN REPUBLIC		12,035	515,382
	EL SALVADOR		4,817	297,937
	HONDURAS		1,634	125,588
	HONG KONG		20	3,102
	ISRAEL		22,463	2,844,958
	JAMAICA		5,122	275,755
	MALAYSIA		66,777	2,575,368
	NETHERLAND ANTIL. EXC ARUBA		230	32,380
	NEW ZEALAND ISLANDS		359,212	8,897,115
	PANAMA		681	49,969
	SINGAPORE		217,900	7,518,512
	TRINIDAD @ TOBAGO		5,090	177,737
	VIETNAM		119,877	4,687,027
2106906572	PREPS FOR MANUF BEVERAGES CONT CANE/BEET SUGAR	KG	200,856	478,370
	ANTIGUA		16,014	23,456
	ARUBA		32,724	70,276
	BARBADOS		15,097	32,680
	BELGIUM		10,886	75,000
	BRITISH VIRGIN ISLANDS		24,137	34,402
	CHILE		16,227	43,655
	COSTA RICA		50,512	118,182
	DENMARK		2,496	5,625
	MARTINIQUE		12,087	17,250
	NETHERLAND ANTIL. EXC ARUBA		12,221	18,421
	TRINIDAD @ TOBAGO		8,455	39,423
2106906573	PREPARATIONS FOR MANUFACTURE OF BEVERAGES, NESOI	KG	5,363,553	182,103,353
	ANTIGUA		12,903	353,939
	ARGENTINA		726	18,527

TABLE 5 - EXPORTS OF MERCHANDISE FROM PUERTO RICO TO FOREIGN COUNTRIES,
BY COMMODITY AND COUNTRY OF DESTINATION: FISCAL YEAR 2001

COMM CODE	DESCRIPTION AND COUNTRY	UNIT	QUANTITY	VALUE - $
	ARUBA		28,962	995,023
	BAHAMAS		51,670	1,351,368
	BARBADOS		88,556	3,133,112
	BELIZE		13,189	332,503
	BOLIVIA		2,862	36,483
	BRITISH VIRGIN ISLANDS		1,034	16,420
	CAMBODIA		14,317	356,174
	CHILE		8,763	35,452
	CHINA (TAIWAN)		305,396	32,806,543
	CHINA,PEOPLE'S REP.(MAINLAND)		27,580	48,271
	COSTA RICA		84,901	1,506,984
	DOMINICAN REPUBLIC		575,847	15,359,280
	EL SALVADOR		638,098	21,743,215
	GRENADA		4,956	133,672
	GUATEMALA		12,765	451,878
	GUYANA		40,437	788,876
	HAITI		136,738	2,284,612
	HONDURAS		954,099	29,255,567
	HONG KONG		202	6,942
	ISRAEL		983,715	30,263,521
	JAMAICA		154,609	4,666,297
	MALAYSIA		333,483	11,471,768
	MEXICO		48,815	126,528
	NETHERLAND ANTIL. EXC ARUBA		12,957	591,013
	NEW ZEALAND ISLANDS		280,410	10,171,359
	PANAMA		55,990	810,354
	REP. OF SOUTH AFRICA		2,937	75,193
	SINGAPORE		182,420	7,396,228
	ST.CHRISTOPHER-NEVIS		753	13,766
	ST.VINCENT @ THE GRENADINES		6,429	170,648
	THAILAND		29,361	63,195
	TRINIDAD @ TOBAGO		106,170	1,585,910
	URUGUAY		9,128	29,555
	VENEZUELA		927	14,600
	VIETNAM		151,448	3,638,577
2106906585	CONFECTIONERY INCL GUM CONTNG SYNTHETIC SWEETENERS	KG	5,163	30,667
	DOMINICAN REPUBLIC		5,163	30,667
2106906592	FOOD PREPARATIONS, NESOI, CANNED	KG	34,834	56,163
	DOMINICAN REPUBLIC		34,834	56,163
2106907090	EDIBLE PREPS, NOT CANNED/FRZN, N/CONT SUGAR, NESOI	KG	368,080	1,450,458
	ANTIGUA		39,463	66,000
	ARUBA		104,489	262,000
	BARBADOS		833	6,424
	BRAZIL		45	7,878
	CANADA		2,153	5,467
	DOMINICAN REPUBLIC		67,218	61,847
	GUADELOUPE		33,618	68,800
	ISRAEL		19,800	623,174
	JAMAICA		20,749	80,830
	NETHERLAND ANTIL. EXC ARUBA		52,472	131,282
	PANAMA		11,328	26,000
	TRINIDAD @ TOBAGO		15,912	110,756
	BEVERAGES, SPIRITS AND VINEGAR	TOTAL		14,374,932
2201100000	WATER, MINERAL & AERATED NATRL/ARTFCL NT SWTN/FLAV	L	273,864	140,888
	BRITISH VIRGIN ISLANDS		121,192	91,133
	DOMINICAN REPUBLIC		137,757	40,617
	GUADELOUPE		14,915	9,138
2201900000	WATERS NOT SWEETND OR FLAVORED NESOI; ICE AND SNOW	T	18	12,185
	DOMINICAN REPUBLIC		18	12,185
2202100020	CARBONATED SOFT DRINKS, CONTNG ASPARTAME/SACCHARIN	L	239,764	146,830
	DOMINICA		8,341	5,460
	GUADELOUPE		134,080	86,878
	NETHERLAND ANTIL. EXC ARUBA		97,343	54,492
2202100040	CARBONATED SOFT DRINKS, NESOI	L	10,603,223	2,417,527
	ANGUILLA		273,067	52,304

TABLE 5 - EXPORTS OF MERCHANDISE FROM PUERTO RICO TO FOREIGN COUNTRIES,
BY COMMODITY AND COUNTRY OF DESTINATION: FISCAL YEAR 2001

COMM CODE	DESCRIPTION AND COUNTRY	UNIT	QUANTITY	VALUE - $
	ANTIGUA		106,351	20,371
	ARUBA		118,772	22,750
	BRITISH VIRGIN ISLANDS		451,120	262,054
	DOMINICA		151,457	30,942
	DOMINICAN REPUBLIC		3,132,179	599,746
	GUADELOUPE		1,538,524	439,238
	HAITI		2,471,745	473,449
	JAMAICA		129,662	24,836
	MEXICO		109,635	21,000
	MONTSERRAT		28,044	13,705
	NETHERLAND ANTIL. EXC ARUBA		1,793,184	399,768
	ST.CHRISTOPHER-NEVIS		40,786	7,812
	TRINIDAD @ TOBAGO		258,697	49,552
2202100060	WATERS INCL MINERAL & AERATED, SWTND/FLAVORD NESOI	L	839,981	259,655
	ANTIGUA		1,291	6,905
	ARUBA		1,000	6,000
	NETHERLAND ANTIL. EXC ARUBA		837,690	246,750
2202903400	ORANGE JUICE FORTI W/VITAMIN/MINERAL N/CONCENTRATE	L	36,198	36,502
	BRITISH VIRGIN ISLANDS		36,198	36,502
2202903600	SINGLE FRUIT/VEG JUICE FORTI W/VIT/MIN N/CONCENTRD	L	61,225	45,918
	DOMINICAN REPUBLIC		61,225	45,918
2202903800	MIX FRUIT/VEGE JUICE FORTI W/VITAM/MIN N/CONCENTRD	L	9,471	9,812
	BRITISH VIRGIN ISLANDS		325	2,953
	DOMINICAN REPUBLIC		9,146	6,859
2202909090	BEVERAGES NONALCOHOLIC NESOI EXCL FRUIT/VEGT JUICE	L	168,659	70,750
	ARUBA		2,230	17,200
	DOMINICAN REPUBLIC		91,919	27,102
	GRENADA		39,377	11,610
	GUADELOUPE		2,986	2,743
	NETHERLAND ANTIL. EXC ARUBA		1,605	3,090
	TRINIDAD @ TOBAGO		30,542	9,005
2203000000	BEER MADE FROM MALT	L	663,767	354,274
	BRITISH VIRGIN ISLANDS		36,622	19,350
	DOMINICAN REPUBLIC		143,388	75,765
	FRANCE		13,051	6,896
	GERMANY		44,393	26,999
	HAITI		181,680	96,000
	NETHERLAND ANTIL. EXC ARUBA		62,953	33,264
	SINGAPORE		90,840	48,000
	TRINIDAD @ TOBAGO		90,840	48,000
2204100000	SPARKLING WINE OF FRESH GRAPES	L	97,768	139,331
	ANTIGUA		1,378	5,805
	ARUBA		10,030	11,715
	BARBADOS		2,789	12,680
	CAYMAN ISLANDS		2,690	5,819
	GUADELOUPE		11,428	15,375
	JAMAICA		14,038	16,400
	NETHERLAND ANTIL. EXC ARUBA		46,248	55,177
	ST. LUCIA		929	3,490
	TURKS @ CAICOS ISLANDS		8,238	12,870
2204290020	GRAPE WINE NESOI NOV 14% ALCOHOL CNTRS OV 2 LITERS	L	1,400	18,189
	NETHERLAND ANTIL. EXC ARUBA		900	11,694
	PHILIPPINES		500	6,495
2206007000	FERMENTED BEVERAGES, NESOI	L	1,140	12,643
	NETHERLAND ANTIL. EXC ARUBA		1,140	12,643
2207200000	ETHYL ALCOHOL & OTH SPIRITS DENATURED ANY STRENGTH	L	392,050	477,025
	AUSTRALIAN ISLANDS		109,910	350,063
	DOMINICAN REPUBLIC		189,617	85,327
	REP. OF SOUTH AFRICA		92,523	41,635
2208309020	WHISKIES EX BOURBON, CONTAINERS NOT OVER 4 LITERS	PFL	500,222	1,489,309
	ANGUILLA		1,557	7,625
	ANTIGUA		2,104	18,137
	ARUBA		11,562	28,325
	BARBADOS		1,475	26,110
	BRITISH VIRGIN ISLANDS		5,905	14,628
	CAYMAN ISLANDS		887	15,530
	DOMINICAN REPUBLIC		55,031	293,742

TABLE 5 - EXPORTS OF MERCHANDISE FROM PUERTO RICO TO FOREIGN COUNTRIES,
BY COMMODITY AND COUNTRY OF DESTINATION: FISCAL YEAR 2001

COMM CODE	DESCRIPTION AND COUNTRY	UNIT	QUANTITY	VALUE - $
	GRENADA		1,629	3,990
	GUADELOUPE		8,440	24,237
	JAMAICA		8,981	28,150
	NETHERLAND ANTIL. EXC ARUBA		302,827	765,288
	ST. LUCIA		6,350	19,880
	ST.CHRISTOPHER-NEVIS		1,543	3,780
	ST.VINCENT @ THE GRENADINES		3,430	8,400
	SURINAME		79,704	195,270
	TRINIDAD @ TOBAGO		5,873	19,250
	TURKS @ CAICOS ISLANDS		2,924	16,967
2208400030	RUM AND TAFIA, CONTAINERS NOT OVER 4 LITERS EACH	PFL	2,047,163	3,600,808
	ANGUILLA		20,063	26,906
	ANTIGUA		4,169	14,708
	ARGENTINA		377,313	782,831
	ARUBA		173,139	239,125
	AUSTRALIAN ISLANDS		910	12,631
	BAHAMAS		5,999	13,110
	BARBADOS		47,991	63,467
	BERMUDA		29,987	45,627
	BRITISH VIRGIN ISLANDS		42,027	80,636
	CAYMAN ISLANDS		3,067	34,377
	CHILE		283,879	461,843
	COSTA RICA		13,275	14,204
	DOMINICAN REPUBLIC		15,299	26,065
	GERMANY		36,897	106,579
	GRENADA		29,345	45,227
	GUADELOUPE		11,941	12,775
	HONDURAS		3,375	6,999
	ISRAEL		19,906	28,333
	JAPAN		40,215	77,520
	NETHERLAND ANTIL. EXC ARUBA		422,577	672,248
	PERU		140,905	246,089
	ST. LUCIA		23,210	51,670
	ST.CHRISTOPHER-NEVIS		9,590	10,261
	ST.PIERRE @ MIQUELON		101,938	211,424
	ST.VINCENT @ THE GRENADINES		27,482	29,406
	SURINAME		115,574	203,694
	TRINIDAD @ TOBAGO		229	3,708
	TURKS @ CAICOS ISLANDS		18,079	32,521
	URUGUAY		28,782	46,824
2208400050	RUM AND TAFIA, CONTAINERS OVER 4 LITERS	PFL	3,965,808	4,379,580
	ANGUILLA		4,559	3,131
	ARUBA		13,116	15,193
	AUSTRALIAN ISLANDS		56,177	83,575
	BRAZIL		1,416,748	1,848,413
	CHILE		223,151	153,285
	DENMARK		36,868	25,325
	ECUADOR		29,564	20,308
	GERMANY		404,537	423,772
	GUATEMALA		40,842	28,055
	HONDURAS		1,000	23,450
	ITALY		100,736	129,814
	JAPAN		206,053	190,344
	MEXICO		377,356	259,212
	NETHERLAND ANTIL. EXC ARUBA		40,876	28,078
	PANAMA		97,240	93,818
	REP. OF SOUTH AFRICA		174,099	244,697
	SPAIN		1,473	35,326
	UNITED KINGDOM OF GT BRITAIN		456,098	413,338
	URUGUAY		14,538	174,446
	VENEZUELA		270,777	186,000
2208500000	GIN AND GENEVA	PFL	72,222	98,669
	ANTIGUA		336	5,115
	BARBADOS		915	16,700
	BRITISH VIRGIN ISLANDS		475	7,850
	JAMAICA		8,356	6,900
	NETHERLAND ANTIL. EXC ARUBA		10,223	19,234

TABLE 5 - EXPORTS OF MERCHANDISE FROM PUERTO RICO TO FOREIGN COUNTRIES,
BY COMMODITY AND COUNTRY OF DESTINATION: FISCAL YEAR 2001

COMM CODE	DESCRIPTION AND COUNTRY	UNIT	QUANTITY	VALUE - $
	ST.VINCENT @ THE GRENADINES		8,102	6,690
	SURINAME		40,569	33,500
	TRINIDAD @ TOBAGO		3,246	2,680
2208600000	VODKA	PFL	6,464	27,348
	GRENADA		2,205	11,851
	ST.VINCENT @ THE GRENADINES		4,259	15,497
2208700000	LIQUEURS AND CORDIALS	PFL	9,626	126,722
	ARUBA		1,321	16,010
	FRANCE		1,184	27,044
	NETHERLAND ANTIL. EXC ARUBA		4,809	34,240
	ST. LUCIA		358	13,200
	ST.CHRISTOPHER-NEVIS		1,029	3,328
	SURINAME		925	32,900
2208909000	OTHER SPIRITUOUS BEVERAGES, NESOI	PFL	217,926	508,162
	ANTIGUA		1,410	2,700
	BRITISH VIRGIN ISLANDS		6,060	19,736
	DOMINICAN REPUBLIC		100,605	199,003
	NETHERLAND ANTIL. EXC ARUBA		20,745	54,332
	NETHERLANDS		89,106	232,391
2209000000	VINEGAR & SUBSTITUTES FOR VINEGAR FROM ACETIC ACID	L	4,164	2,805
	DOMINICAN REPUBLIC		4,164	2,805
	RESIDUES AND WASTE FROM THE FOOD INDUSTRIES; PREPARED ANIMAL FEED	TOTAL		2,794,349
2301100000	FLOUR MEAL & PELLET MEAT/MEAT OFFAL INEDIB; GREAVE	T	12	3,606
	BRITISH VIRGIN ISLANDS		12	3,606
2309100000	DOG AND CAT FOOD, PUT UP FOR RETAIL SALE	KG	197,421	222,796
	ANTIGUA		61,003	78,757
	DOMINICAN REPUBLIC		80,753	102,648
	MALAYSIA		18,414	27,530
	TRINIDAD @ TOBAGO		37,251	13,861
2309901010	PET FOOD PUT UP FOR RETAIL SALE EX DOG & CAT FOOD	KG	20,035	18,742
	HONG KONG		18,000	9,390
	NETHERLANDS		2,035	9,352
2309901020	POULTRY FEEDS, PREPARED	T	2,318	2,408,340
	ARUBA		247	87,768
	BARBADOS		259	323,908
	BELIZE		38	55,000
	DOMINICAN REPUBLIC		215	245,995
	GRENADA		46	35,947
	GUATEMALA		439	434,139
	HONG KONG		224	78,120
	NETHERLAND ANTIL. EXC ARUBA		125	103,191
	TRINIDAD @ TOBAGO		725	1,044,272
2309901030	DAIRY CATTLE FEED, PREPARED	T	1,528	127,500
	VENEZUELA		1,528	127,500
2309901050	MIXED FEEDS OR MIXED FEED INGREDIENTS, ANML, NESOI	T	15	3,253
	DOMINICAN REPUBLIC		15	3,253
2309908500	PREPARATIONS USED IN ANIMAL FEEDING NESOI	KG	36,576	10,112
	BRITISH VIRGIN ISLANDS		36,576	10,112
	TOBACCO AND MANUFACTURED TOBACCO SUBSTITUTES	TOTAL		56,367,210
2401102020	CONN. SHADE TOBACCO, NOT STEM/STRIP OV 35% WRAPPER	KG	83,312	3,578,611
	DOMINICAN REPUBLIC		83,312	3,578,611
2401102040	TOBACCO NOT STEM/STRIP OVER 35% WRAPPER TOB, NESOI	KG	7,969	13,824
	DOMINICAN REPUBLIC		7,969	13,824
2401109570	TOBACCO NESOI NOT STEM/STRIP, LESS THAN 35% WRPPR	KG	1,331	36,577
	BRITISH VIRGIN ISLANDS		136	3,000
	JAPAN		1,195	33,577
2401206040	TOBACCO NESOI FROM CIGAR LEAF, THRESHED STEM/STRIP	KG	37,446	102,987
	DOMINICAN REPUBLIC		23,400	44,056
	FRANCE		4,540	19,049
	NETHERLANDS		9,506	39,882
2401309000	TOBACCO REFUSE, NESOI	KG	23,775	41,501

TABLE 5 - EXPORTS OF MERCHANDISE FROM PUERTO RICO TO FOREIGN COUNTRIES,
BY COMMODITY AND COUNTRY OF DESTINATION: FISCAL YEAR 2001

COMM CODE	DESCRIPTION AND COUNTRY	UNIT	QUANTITY	VALUE - $
	DOMINICAN REPUBLIC		23,775	41,501
2402103030	SMALL CIGARS/CHEROOTS/CIGARILLOS WITH TOB <$.15 EA	THS	4,314	386,000
	ARGENTINA		311	27,824
	GREECE		4,003	358,176
2402107000	CIGAR/CHEROOT/CIGARILLO CONTAINING TOBACCO NESOI	THS	9,399	2,045,843
	ANTIGUA		33	6,804
	CYPRUS		800	160,800
	DENMARK		45	2,705
	DOMINICAN REPUBLIC		348	184,962
	GREECE		7,667	1,577,413
	JAPAN		463	98,259
	NETHERLAND ANTIL. EXC ARUBA		7	3,075
	PORTUGAL		36	11,825
2402200000	CIGARETTES CONTAINING TOBACCO	THS	3,388,559	49,921,180
	BELGIUM		518,900	6,090,624
	CYPRUS		2,841,997	43,408,280
	DENMARK		144	2,705
	DOMINICAN REPUBLIC		4,418	80,326
	JAPAN		2,900	70,789
	SINGAPORE		6,000	103,860
	UNITED ARAB EMIRATES		14,200	164,596
2402900000	CIGAR/CHEROOT/CIGARILLO/CIGS OF TOB SUBSTITS NESOI	THS	6,241	187,200
	GREECE		6,241	187,200
2403100060	SMOKING TOBACCO, NESOI	KG	3,471	53,487
	DOMINICAN REPUBLIC		3,471	53,487
	MINERAL PRODUCTS	TOTAL		107,581,264
	SALT; SULFUR; EARTHS AND STONE; PLASTERING MATERIALS, LIME AND CEMENT	TOTAL		49,500
2501000000	SALT INCL TABL A DENTRD, PURE SODM CHLOR, SEA WTR	T	46	16,328
	DOMINICAN REPUBLIC		46	16,328
2505900000	SANDS, NATURAL, NESOI	T	3	4,147
	BRITISH VIRGIN ISLANDS		3	4,147
2515120000	MARBLE AND TRAVERTINE CUT IN BLOCKS OR SLABS	T	22	6,835
	DOMINICAN REPUBLIC		22	6,835
2519905000	MAGNESIUM OXIDES, OTHER	KG	3,935	3,541
	DOMINICAN REPUBLIC		3,935	3,541
2523290000	PORTLAND CEMENT EXCEPT WHITE PORTLAND CEMENT	T	20	5,049
	DOMINICAN REPUBLIC		20	5,049
2530100000	VERMICULITE, PERLITE AND CHLORITES, UNEXPANDED	KG	635	5,600
	DOMINICAN REPUBLIC		635	5,600
2530400000	NATURAL MICACEOUS IRON OXIDES	KG	4,729	8,000
	DOMINICAN REPUBLIC		4,729	8,000
	ORES, SLAG, AND ASH	TOTAL	22,879	4,300
2603000015	COPPER ORES & CONCENTRATES: PRECIOUS METAL CONTENT	GM	22,879	4,300
	CHINA,PEOPLE'S REP.(MAINLAND)		22,879	4,300
	MINERALS FUELS, MINERAL OILS AND PRODUCTS OF THEIR DISTILLATION; BITUMINOUS SUBSTANCES; MINERAL WAXES	TOTAL		107,527,464
2703000000	PEAT (INCLUDING PEAT LITTER), INCL AGGLOMRTD	T	33	2,820
	BRITISH VIRGIN ISLANDS		33	2,820
2706000000	MINERAL TARS, INCLUDING RECONSTITUTED TARS	L	153,833	99,886
	ANGUILLA		153,833	99,886
2707300020	O-XYLENE	L	22,121,437	8,559,189
	BRAZIL		2,372,755	868,898
	MEXICO		12,249,739	4,970,470
	NETHERLANDS		2,682,954	994,463
	VENEZUELA		4,815,989	1,725,358
2707300030	P-XYLENE	L	65,040,673	27,289,373
	MEXICO		62,692,040	26,310,515
	NETHERLANDS		2,348,633	978,858

TABLE 5 - EXPORTS OF MERCHANDISE FROM PUERTO RICO TO FOREIGN COUNTRIES,
BY COMMODITY AND COUNTRY OF DESTINATION: FISCAL YEAR 2001

COMM CODE	DESCRIPTION AND COUNTRY	UNIT	QUANTITY	VALUE - $
2707500000	OTH AROM HYDCNS 65PCT AO DSTLS A 250DC ASTM D 86	L	2,344,920	634,593
	COLOMBIA		1,502,310	392,570
	ECUADOR		842,610	242,023
2707995010	CARBON BLACK FEEDSTOCK	BBL	13,036	123,546
	DOMINICAN REPUBLIC		13,036	123,546
2710000515	NO 4 FUEL OIL UN 25 DEG API, OVER 0.05 PCT SULFUR	BBL	2,467	59,160
	BRITISH VIRGIN ISLANDS		1,291	30,960
	NETHERLAND ANTIL. EXC ARUBA		1,176	28,200
2710000520	HEAVY FUEL OILS UNDER 25 DEGREES API	BBL	161,726	3,261,474
	DOMINICAN REPUBLIC		161,726	3,261,474
2710000550	OTHER FUEL OILS UNDER 25 DEGREES API NESOI	BBL	8,572	249,579
	DOMINICAN REPUBLIC		3,304	105,696
	NAMIBIA		3,798	121,487
	SPAIN		1,470	22,396
2710001005	LT FUEL OIL 25 DEG API A OVER NT OVR .05 PCT SULFR	BBL	495	16,085
	BRITISH VIRGIN ISLANDS		495	16,085
2710001007	LT FUEL OIL 25 DEG API A OVER, OVER 0.05 PCT SULFR	BBL	230,693	6,846,351
	BRITISH VIRGIN ISLANDS		20,199	659,599
	DOMINICAN REPUBLIC		210,494	6,186,752
2710001510	LEADED GASOLINE	BBL	22,616	960,780
	ANGUILLA		422	18,900
	ARUBA		779	30,500
	BRITISH VIRGIN ISLANDS		1,654	75,420
	DOMINICAN REPUBLIC		339	18,300
	GUADELOUPE		11,159	480,788
	NETHERLAND ANTIL. EXC ARUBA		7,025	287,012
	ST.CHRISTOPHER-NEVIS		1,238	49,860
2710001514	UNLEADED GASOLINE, REFORMULATED	BBL	5,183	217,500
	BRITISH VIRGIN ISLANDS		5,183	217,500
2710001550	OTHER MOTOR FUELS NESOI	BBL	51,740	3,271,383
	BRITISH VIRGIN ISLANDS		1,636	52,800
	ECUADOR		50,104	3,218,583
2710002500	NAPHTHAS, EXC MOTOR FUEL OR BLENDING STOCK	BBL	4,931	293,330
	ANGUILLA		1,297	52,300
	BRITISH VIRGIN ISLANDS		1,592	88,140
	GUADELOUPE		1,589	73,350
	GUYANA		408	73,440
	ST.CHRISTOPHER-NEVIS		45	6,100
2710003010	AVIATION ENGINE LUBRICATING OILS	BBL	28	4,833
	BAHAMAS		28	4,833
2710003020	AUTOMTVE, DSL OR MRNE ENGNE LUB OILS	BBL	465,513	30,930,360
	ANTIGUA		731	80,996
	ARGENTINA		22,849	1,464,386
	ARUBA		630	87,675
	BAHAMAS		15,926	1,687,688
	BARBADOS		5,292	693,882
	BRAZIL		7,066	453,928
	BRITISH VIRGIN ISLANDS		608	80,031
	CAYMAN ISLANDS		3,329	423,615
	COLOMBIA		11,929	586,213
	COSTA RICA		34,000	1,929,769
	DOMINICA		3,047	202,370
	DOMINICAN REPUBLIC		33,644	4,423,524
	ECUADOR		43,839	2,355,594
	GUADELOUPE		200	42,207
	GUATEMALA		10,489	643,836
	GUYANA		152	17,989
	HAITI		8,860	1,275,650
	HONDURAS		6,361	394,724
	INDIA		201,822	10,062,912
	JAMAICA		11,652	1,593,954
	NAMIBIA		119	15,000
	NETHERLAND ANTIL. EXC ARUBA		881	196,000
	REP. OF SOUTH AFRICA		17,267	677,531
	ST. LUCIA		22,438	1,370,924
	ST.CHRISTOPHER-NEVIS		102	13,595
	ST.VINCENT @ THE GRENADINES		2,026	122,121

TABLE 5 - EXPORTS OF MERCHANDISE FROM PUERTO RICO TO FOREIGN COUNTRIES,
BY COMMODITY AND COUNTRY OF DESTINATION: FISCAL YEAR 2001

COMM CODE	DESCRIPTION AND COUNTRY	UNIT	QUANTITY	VALUE - $
	TURKS @ CAICOS ISLANDS		254	34,246
2710003030	TURBINE LUBRICATING OIL, INCLUDING MARINE	BBL	1,428	159,028
	BAHAMAS		812	75,945
	BARBADOS		41	17,897
	CAYMAN ISLANDS		22	2,512
	DOMINICAN REPUBLIC		239	28,344
	JAMAICA		314	34,330
2710003040	AUTOMOTIVE GEAR OILS	BBL	941	128,911
	DOMINICAN REPUBLIC		174	25,094
	JAMAICA		678	89,309
	PARAGUAY		89	14,508
2710003080	OTHER LUBRICATING OILS (EXCEPT GREASES)	BBL	148,945	8,515,006
	ANTIGUA		132	20,802
	ARUBA		206	29,977
	BAHAMAS		1,013	129,665
	BARBADOS		301	47,964
	BOSNIA-HERCEGOVINA		39	4,652
	CAYMAN ISLANDS		607	85,109
	CHILE		275	64,713
	DOMINICAN REPUBLIC		7,692	990,880
	FRENCH GUIANA		92	15,552
	HAITI		250	32,067
	HONDURAS		217	32,941
	INDIA		131,495	6,475,913
	JAMAICA		2,415	324,710
	PANAMA		21	2,520
	REP. OF SOUTH AFRICA		3,840	203,700
	ST. LUCIA		47	8,200
	ST.CHRISTOPHER-NEVIS		102	12,581
	ST.VINCENT @ THE GRENADINES		44	10,084
	SURINAME		89	13,626
	TURKS @ CAICOS ISLANDS		68	9,350
2710003700	GREASES, LUBRICATING, WITH OR W/OUT ADDITIVES	BBL	51	129,665
	CANADA			119,886
	HAITI		19	3,300
	JAMAICA		32	6,479
2710005040	WHITE MINERAL OIL, NOT MEDICINAL GRADE	BBL	302	108,200
	EGYPT		82	41,100
	JAPAN		220	67,100
2710005045	INSULATING OR TRANSFORMER OILS	BBL	28,380	1,534,918
	INDIA		28,380	1,534,918
2710005060	OTH PET OILS & OILS FRM BITUM MNRL,NT CRUDE, NESOI	X		199,774
	ANGUILLA			5,700
	BRITISH VIRGIN ISLANDS			82,340
	DOMINICAN REPUBLIC			17,860
	GUADELOUPE			36,290
	GUATEMALA			25,000
	HAITI			20,000
	NAMIBIA			8,754
	NETHERLAND ANTIL. EXC ARUBA			3,830
2711120000	PROPANE, LIQUEFIED	BBL	10,603	284,337
	ANGUILLA		3,190	90,555
	BRITISH VIRGIN ISLANDS		656	31,174
	MONTSERRAT		6,757	162,608
2711290000	PETROL GAS A OTH GAS HYDROCARBONS,GASEOUS, NESOI	X		4,044,741
	BRITISH VIRGIN ISLANDS			403,814
	GERMANY			3,600,843
	GUATEMALA			40,084
2712100000	PETROLEUM JELLY	KG	162,510	949,385
	AUSTRALIAN ISLANDS		7,200	29,977
	BRITISH VIRGIN ISLANDS		18,145	10,550
	EGYPT		12,000	49,990
	FRANCE		400	7,200
	INDONESIA		500	9,000
	ISRAEL		3,300	18,810
	JAPAN		109,381	662,739
	NETHERLANDS		5,000	96,750

TABLE 5 - EXPORTS OF MERCHANDISE FROM PUERTO RICO TO FOREIGN COUNTRIES,
BY COMMODITY AND COUNTRY OF DESTINATION: FISCAL YEAR 2001

COMM CODE	DESCRIPTION AND COUNTRY	UNIT	QUANTITY	VALUE - $
	PAKISTAN		4,584	26,862
	SAUDI ARABIA		2,000	37,507
2712200000	PARAFFIN WAX LESS THAN 0.75 PERCENT OIL	X		6,126,823
	BARBADOS			2,864
	GERMANY			6,123,959
2712900000	OTHER MINERAL WAXES, NESOI	X		1,098,644
	DOMINICAN REPUBLIC			3,534
	GERMANY			1,095,110
2714900000	BITUMEN A ASPHALT, ASPHALTITES AND ASPHALTIC ROCKS	T	8,908	1,318,554
	DOMINICAN REPUBLIC		8,908	1,318,554
2715000000	BIT MIX FR NAT ASPH, NAT BIT,PET BIT,MIN TAR OR PT	T	110	109,236
	BRITISH VIRGIN ISLANDS		62	26,000
	DOMINICAN REPUBLIC		16	69,300
	SURINAME		32	13,936
	PRODUCTS OF THE CHEMICAL OR ALLIED INDUSTRIES	TOTAL		3,242,126,820
	INORGANIC CHEMICALS; ORGANIC OR INORGANIC COMPOUNDS OF PRECIOUS METALS, OF RARE-EARTH METALS, OF RADIOACTIVE ELEMENTS OR OF ISOTOPES	TOTAL		4,717,411
2801100000	CHLORINE	KG	19,338	18,914
	ANTIGUA		2,876	3,554
	COLOMBIA		15,000	12,000
	DOMINICA		1,462	3,360
2803000010	CARBON BLACK	KG	1,322	5,000
	ANTIGUA		1,322	5,000
2803000050	OTHER FORMS OF CARBON NESOI	KG	471	3,770
	ST.CHRISTOPHER-NEVIS		471	3,770
2804610000	SILICON CONTAIN BY WT NT < 99.99% OF SILICON	KG	148	25,785
	DOMINICAN REPUBLIC		105	7,280
	JAPAN		43	18,505
2805110000	SODIUM	KG	1,982	11,220
	BAHAMAS		1,982	11,220
2805210000	CALCIUM	KG	5,100	36,152
	ARGENTINA		5,100	36,152
2807000000	SULFURIC ACID AND OLEUM	T	24	6,400
	ANTIGUA		24	6,400
2809200030	PHOSPHORIC ACID OTHER THAN FERTILIZER GRADE	T	4	10,000
	COLOMBIA		4	10,000
2811210000	CARBON DIOXIDE	T	1,834	455,010
	DOMINICAN REPUBLIC		1,834	455,010
2811220000	SILICON DIOXIDE	KG	310	233,563
	JAPAN		310	233,563
2814200000	AMMONIA IN AQUEOUS SOLUTION	T	109	25,000
	TRINIDAD @ TOBAGO		109	25,000
2815110000	SOLID SODIUM HYDROXIDE (CAUSTIC SODA)	KG	2,172	5,000
	DOMINICAN REPUBLIC		2,172	5,000
2815120000	SODIUM HYDROXIDE IN AQUEOUS SOLUTION	KG	345,093	28,159
	DOMINICAN REPUBLIC		345,093	28,159
2821100005	SYNTHETIC PIGMENTS OF IRON OXIDES AND HYDROXIDES	KG	200	2,689
	DOMINICAN REPUBLIC		200	2,689
2826900000	FLUOROALUMINATE & OTHER FLUORINE SALTS, NESOI	KG	113	3,688
	ECUADOR		113	3,688
2827320000	ALUMINUM CHLORIDE	KG	63,765	41,036
	DOMINICAN REPUBLIC		2,772	3,326
	ST. LUCIA		42,620	23,460
	TRINIDAD @ TOBAGO		18,373	14,250
2827590000	OTHER BROMIDES AND BROMIDE OXIDES, NESOI	KG	6,644	45,839
	JAPAN		6,644	45,839
2833290000	OTHER SULFATES, NESOI	KG	313,637	1,562,655
	DOMINICAN REPUBLIC		205,500	88,275
	PANAMA		55,437	1,420,866
	REP. OF SOUTH AFRICA		11,768	30,054
	ST. LUCIA		40,932	23,460

TABLE 5 - EXPORTS OF MERCHANDISE FROM PUERTO RICO TO FOREIGN COUNTRIES,
BY COMMODITY AND COUNTRY OF DESTINATION: FISCAL YEAR 2001

COMM CODE	DESCRIPTION AND COUNTRY	UNIT	QUANTITY	VALUE - $
2834210000	POTASSIUM NITRATES	T	22	10,116
	BRAZIL		22	10,116
2835299050	PHOSPHATES, NESOI	KG	533	6,800
	DOMINICAN REPUBLIC		533	6,800
2836200000	DISODIUM CARBONATE	KG	14,000,000	1,232,000
	SAUDI ARABIA		14,000,000	1,232,000
2836500000	CALCIUM CARBONATE	KG	1,603	17,269
	BAHAMAS		1,603	17,269
2843100000	COLLOIDAL PRECIOUS METALS	GM	35,156	74,297
	BARBADOS		375	5,000
	JAMAICA		288	3,835
	NETHERLAND ANTIL. EXC ARUBA		12,446	17,527
	TRINIDAD @ TOBAGO		22,047	47,935
2843300000	GOLD COMPOUNDS	KG	2,321	225,473
	DOMINICAN REPUBLIC		2,321	225,473
2844400050	ALLOYS, DISPERSIONS; RADIOACTIVE RESIDUES, NESOI	X		3,000
	UNITED KINGDOM OF GT BRITAIN			3,000
2845900000	ISOTOPE EXC HDG 2844; COMPOUND INORGAN/ORGAN,NESOI	KG	2	6,000
	UNITED KINGDOM OF GT BRITAIN		2	6,000
2847000000	HYDROGEN PEROXIDE, WHETHER/NOT SOLIDIFIED W/ UREA	KG	5,637	5,950
	TRINIDAD @ TOBAGO		5,637	5,950
2848009000	PHOSPHIDE, EXC FERROPHOSPHORUS, OF METAL/NONMETALS	KG	457	6,670
	ST.VINCENT @ THE GRENADINES		457	6,670
2849100000	CARBIDES, CHEMICALLY DEFINED OR NOT, OF CALCIUM	KG	19,800	9,306
	DOMINICAN REPUBLIC		19,800	9,306
2851000000	OTHER INORGANIC COMPOUNDS; LIQ AIR; AMALGAMS,NESOI	X		600,650
	BAHRAIN			3,166
	BARBADOS			7,014
	BRAZIL			44,000
	FINLAND			531,580
	GUADELOUPE			12,040
	NETHERLAND ANTIL. EXC ARUBA			2,850
	ORGANIC CHEMICALS	TOTAL		920,327,613
2902110000	CYCLOHEXANE	KG	70,620,990	36,706,563
	BELGIUM		28,714,950	15,205,026
	MEXICO		30,427,250	15,879,915
	NETHERLANDS		11,478,790	5,621,622
2902903010	DODECYLBENZENE	KG	181,366	96,853
	GUADELOUPE		70,876	36,975
	NETHERLAND ANTIL. EXC ARUBA		110,490	59,878
2903110010	CHLOROMETHANE (METHYL CHLORIDE)	KG	77,880	32,620
	DOMINICAN REPUBLIC		77,880	32,620
2903120000	DICHLOROMETHANE (METHYLENE CHLORIDE)	KG	16,476	36,539
	NETHERLANDS		3,413	25,000
	VENEZUELA		13,063	11,539
2903301520	METHYL BROMIDE (BROMOMETHANE)	KG	325	2,690
	DOMINICAN REPUBLIC		325	2,690
2903420000	DICHLORODIFLUOROMETHANE (CFC-12)	KG	18,439	63,080
	NETHERLANDS		18,439	63,080
2903499010	CHLORODIFLUOROMETHANE (CFC-22 SERIES)	KG	16,509	24,520
	VENEZUELA		16,509	24,520
2903499060	DERIV ACYLIC HYDRCARB CONT TWO OR MORE HALOGENS	KG	3,257	25,000
	NETHERLANDS		3,257	25,000
2905120050	PROPAN-2-OL	KG	13,063	5,184
	DOMINICAN REPUBLIC		13,063	5,184
2905291000	ALLYL ALCOHOL (2-PROPEN-1-0L;PROPENYL ALCOHOL)	KG	2,056	10,615
	DOMINICAN REPUBLIC		2,056	10,615
2905320000	PROPYLENE GLYCOL (PROPANE-1,2-DIOL)	KG	3,000	10,536
	THAILAND		3,000	10,536
2905390000	ACYCLIC DIHYDRIC ALCOHOLS NESOI	KG	18,713	15,530
	VENEZUELA		18,713	15,530
2905430000	MANNITOL	KG	17,040	42,871
	BRAZIL		17,040	42,871
2905500000	HALO, SULFO, NITRO OR NITROSO DER OF ACYC ALCOHOLS	KG	6,181	3,270
	DOMINICAN REPUBLIC		6,181	3,270

TABLE 5 - EXPORTS OF MERCHANDISE FROM PUERTO RICO TO FOREIGN COUNTRIES,
BY COMMODITY AND COUNTRY OF DESTINATION: FISCAL YEAR 2001

COMM CODE	DESCRIPTION AND COUNTRY	UNIT	QUANTITY	VALUE - $
2906290000	AROMATIC ALCOHOLS AND THEIR HALO ETC DER NESOI	KG	7,123	51,842
	ITALY		3,424	14,842
	UNITED KINGDOM OF GT BRITAIN		3,699	37,000
2907299000	OTHER POLYPHENOLS	KG	1,680	9,744
	DOMINICAN REPUBLIC		1,680	9,744
2909191800	ETHERS OF MONOHYDIRC ALCOHOLS, NESOI	KG	64,558	566,994
	ARUBA		8,032	22,800
	BARBADOS		13,442	31,920
	BERMUDA		14,811	38,760
	NETHERLAND ANTIL. EXC ARUBA		25,576	82,080
	REPUBLIC OF KOREA		2,508	377,754
	TRINIDAD @ TOBAGO		189	13,680
2909600000	ALCOHOL PEROXIDES, ETHER PEROX, KETONE PEROX ETC	KG	13,158	72,722
	DOMINICAN REPUBLIC		13,158	72,722
2910900000	EPOXIDES, EPOXYALCOHOLS ETC WITH 3-MEMBER RING ETC	KG	1,081	233,641
	UNITED KINGDOM OF GT BRITAIN		1,081	233,641
2911005000	ACETALS & HEMIACETALS,WITH OR W/O OTH OXY FUNC,NES	KG	4,670	8,340
	DOMINICAN REPUBLIC		4,670	8,340
2912190000	ACYCLIC ALDEHYDES WITHOUT OTHER OXY FUNC NESOI	KG	79,560	265,728
	SWITZERLAND		79,560	265,728
2912290000	CYCLIC ALDEHYDES WITHOUT OTHER OXY FUNC NESOI	KG	490,292	1,726,838
	MEXICO		45,630	148,296
	SWITZERLAND		444,662	1,578,542
2912490000	ALDEHYDE-ETHERS, ALDEHYDE-PHENOLS ETC NESOI	KG	468,588	1,665,139
	BELGIUM		20,612	71,729
	GERMANY		387,058	1,377,153
	SWITZERLAND		60,918	216,257
2912505000	CYCLIC POLYMERS OF ALDEHYDES, NESOI	KG	21,392	39,399
	DOMINICAN REPUBLIC		21,392	39,399
2914391000	7-ACETYL-1,1,3,4,4,6-HEXAMEHTYLTETRAHYDRONAPHTHALE	KG	1,087	2,928
	COSTA RICA		1,087	2,928
2915110000	FORMIC ACID	KG	427	22,845
	DOMINICAN REPUBLIC		427	22,845
2915120000	SALTS OF FORMIC ACID	KG	137	7,615
	DOMINICAN REPUBLIC		137	7,615
2915320000	VINYL ACETATE	KG	7,407	4,572
	ANGUILLA		7,407	4,572
2915330000	NORMAL BUTYL ACETATE	KG	11,390	10,445
	CHINA,PEOPLE'S REP.(MAINLAND)		11,390	10,445
2915340000	ISOBUTYL ACETATE	KG	6,197	5,311
	DOMINICAN REPUBLIC		6,197	5,311
2915399050	ESTERS OF ACETIC ACID NESOI	KG	3,183	2,592
	DOMINICAN REPUBLIC		3,183	2,592
2915501000	PROPIONIC ACID	KG	13,250	140,454
	ISRAEL		13,250	140,454
2915600000	BUTYRIC ACID, VALERIC ACID, THEIR SALTS AND ESTERS	KG	588	82,465
	REPUBLIC OF KOREA		588	82,465
2915700000	PALMITIC ACID, STEARIC ACID, THEIR SALTS AND ESTRS	KG	9,752	3,413
	DOMINICAN REPUBLIC		9,752	3,413
2916126000	ESTERS OF ACRYLIC ACID NESOI	KG	540	5,708
	BRAZIL		540	5,708
2916142050	OTHER ESTERS OF METHACRYLIC ACID	KG	11,582	108,002
	CHINA,PEOPLE'S REP.(MAINLAND)		5,341	52,904
	IRELAND		6,241	55,098
2916191000	POTASSIUM SORBATE	KG	500	4,450
	BARBADOS		500	4,450
2916310000	BENZOIC ACID, ITS SALTS AND ESTERS	KG	25,409	57,557
	BARBADOS		296	29,298
	CANADA		25,113	28,259
2917394000	AROMATIC POLYCARBOXYLIC ACIDS,ETC NESOI	KG	1,989	2,840
	COSTA RICA		1,989	2,840
2918130000	SALTS AND ESTERS OF TARTARIC ACID	KG	463	22,322
	INDIA		463	22,322
2918140000	CITRIC ACID	KG	10,803	31,775
	BARBADOS		10,803	31,775
2918150000	SALTS AND ESTERS OF CITRIC ACID	KG	280	201,570
	BARBADOS		280	201,570

TABLE 5 - EXPORTS OF MERCHANDISE FROM PUERTO RICO TO FOREIGN COUNTRIES,
BY COMMODITY AND COUNTRY OF DESTINATION: FISCAL YEAR 2001

COMM CODE	DESCRIPTION AND COUNTRY	UNIT	QUANTITY	VALUE - $
2918906000	CARBOXYLIC ACIDS WITH ADDITIONAL OXY FUNC NESOI	KG	18,295	88,380
	CHINA,PEOPLE'S REP.(MAINLAND)		18,295	88,380
2920900000	ESTERS OF OTHER INORGANIC ACIDS, ETC NESOI	KG	6,020	5,423
	BRITISH VIRGIN ISLANDS		6,020	5,423
2922210000	AMINOHYDROXYNAPHTHALENESULFONIC ACIDS AND SALTS	KG	2,342	321,930
	NEW ZEALAND ISLANDS		2,342	321,930
2922220000	ANISIDINES, DIANISIDINES, PHENETIDINES AND SALTS	KG	6,441	360,000
	PAKISTAN		6,441	360,000
2922290000	AMINO-NAPHTHOLS AND OTHER AMINO-PHENOLS NESOI	KG	45,360	344,549
	ITALY		45,360	344,549
2922491000	M-AMINOBENZOIC ACID, TECHNICAL;L-PHENYLALANINE ETC	KG	5,870	198,000
	SWITZERLAND		5,870	198,000
2922498050	AMINO-ACIDS (EXCLUDING AROMATIC) ETC NESOI	KG	25,679	3,128,848
	ARUBA		108	3,684
	FRANCE		150	150,000
	HONG KONG		165	36,441
	IRELAND		112	327,539
	ITALY		514	1,003,812
	NETHERLANDS		230	208,110
	REP. OF SOUTH AFRICA		24,350	1,391,000
	REPUBLIC OF KOREA		50	8,262
2922504500	AROMATIC AMINO-ALCOHOL-PHENOL, OTH AMINO W OXG ETC	KG	126,136	2,261,075
	BRAZIL		16,582	181,056
	CHINA (TAIWAN)		14,115	58,500
	COSTA RICA		2,039	170,000
	DOMINICAN REPUBLIC		2,516	7,219
	FRANCE		4,217	500,000
	MOROCCO		205	22,800
	NETHERLANDS		384	22,750
	PAKISTAN		45,522	1,029,000
	SPAIN		37,081	255,350
	URUGUAY		3,475	14,400
2922505000	NON-AROMATIC AMINO-COMPOUNDS WITH OXYGEN FUNCTION	KG	9,309	32,757
	ARUBA		1,373	14,688
	NETHERLAND ANTIL. EXC ARUBA		7,936	18,069
2923900000	OTHER QUATERNARY AMMONIUM SALTS AND HYDROXIDES	KG	5	6,795
	BELGIUM		5	6,795
2924100000	ACYCLIC AMIDES AND THEIR DERIV ETC	KG	2,107	1,441,946
	ITALY		2,107	1,441,946
2924210000	UREINES AND THEIR DERIVATIVES; SALTS THEREOF	KG	1,577	170,333
	ITALY		1,577	170,333
2924299000	OTHER NON-AROM CYCLIC AMIDES & THEIR DERIV, NESOI	KG	79,832	2,741,244
	ARUBA		7,830	107,035
	BAHAMAS		1,829	25,389
	BARBADOS		2,806	40,589
	DOMINICAN REPUBLIC		46,566	1,789,541
	ITALY		1,937	503,620
	JAMAICA		7,334	99,364
	NETHERLAND ANTIL. EXC ARUBA		5,963	107,279
	TRINIDAD @ TOBAGO		5,567	68,427
2925209000	IMINES AND THEIR DERIVATIVES, ETC NESOI	KG	11,186	152,988
	CANADA		11,186	152,988
2926900000	NITRILE FUNCTION COMPOUNDS, NESOI	KG	11,723	2,334,743
	GERMANY		11,723	2,334,743
2927000000	DIAZO-, AZO-, OR AZOXY-COMPOUNDS	KG	4,515	2,922,587
	GERMANY		1,778	1,168,539
	IRELAND		609	400,376
	ITALY		908	552,067
	SWITZERLAND		1,220	801,605
2930201500	THIO AND DITHIOCARBAMATES USED AS PESTICIDES	KG	1,338	24,700
	TRINIDAD @ TOBAGO		1,338	24,700
2930901000	OTHER AROM ORGANO-SULFUR CMPDS USED AS PESTICIDES	KG	179	2,861
	GRENADA		179	2,861
2931002500	AROM ORGANO-INORGANO CMPDS USED AS PESTICIDES	KG	1,709	17,588
	DOMINICA		473	5,625
	NAMIBIA		1,236	11,963
2931009055	ORGANO-INORGANIC COMPOUNDS NESOI	KG	89,468	109,545

TABLE 5 - EXPORTS OF MERCHANDISE FROM PUERTO RICO TO FOREIGN COUNTRIES,
BY COMMODITY AND COUNTRY OF DESTINATION: FISCAL YEAR 2001

COMM CODE	DESCRIPTION AND COUNTRY	UNIT	QUANTITY	VALUE - $
	GERMANY		89,468	109,545
2932110000	TETRAHYDROFURAN	KG	1,321	12,375
	DOMINICAN REPUBLIC		1,321	12,375
2932210000	COUMARIN, METHYLCOUMARINS, AND ETHYLCOUMARINS	KG	225	121,140
	NETHERLANDS		225	121,140
2932292000	AROMATIC LACTONES USED AS DRUGS	KG	12,551	12,195,883
	CROATIA		147	791,791
	NETHERLANDS		10,331	8,174,236
	NEW ZEALAND ISLANDS		2,067	3,193,856
	PAKISTAN		6	36,000
2932296000	LACTONES NESOI	KG	8,554	3,266,017
	CROATIA		68	414,598
	FINLAND		96	541,240
	NETHERLANDS		1,865	1,346,000
	NEW ZEALAND ISLANDS		839	626,619
	PAKISTAN		5,066	297,000
	THAILAND		620	40,560
2932996550	AROMATIC PESTICIDES WITH OXY HETERO-ATOM(S) NESOI	KG	54	2,820
	NAMIBIA		54	2,820
2932999000	HETEROCYC CMPDS WITH OXY HETERO-ATOM(S) NESOI	KG	116	1,072,820
	FINLAND		116	1,072,820
2933110000	PHENAZONE (ANTIPYRINE) AND ITS DERIVATIVES	KG	105	44,190
	SWITZERLAND		105	44,190
2933290000	CMPDS CONT AN UNFUSED IMIDAZOLE RING ETC NESOI	KG	19,666	12,417,305
	AUSTRALIAN ISLANDS		22	4,180
	FRANCE		5,001	3,625,797
	GERMANY		2,526	1,660,502
	IRELAND		11,618	6,888,221
	PHILIPPINES		149	8,655
	SWITZERLAND		350	229,950
2933399050	CMPDS CONT AN UNFUSED PYRIDINE RING ETC NESOI	KG	35,965	15,387,820
	BELGIUM		27,051	11,972,960
	CANADA		8,914	3,414,860
2933402200	DRUGS CONT A QUINOLINE OR ISOQUINOLINE RNG-SYS ETC	KG	74	10,919
	BELGIUM		74	10,919
2933407050	CMPDS (EXC PESTICIDES AND DRUGS) CONT A QUINOL ETC	KG	39,127	1,950,340
	ARGENTINA		21,413	640,224
	AUSTRALIAN ISLANDS		16,443	1,027,396
	BOLIVIA		1,271	282,720
2933595950	DRUGS CONT A PYRIMIDINE OR PIPERAZINE RING ETC	KG	8,676	11,509,675
	BERMUDA		9	11,692
	DOMINICAN REPUBLIC		35	223,010
	ECUADOR		14	37,500
	EGYPT		43	286,800
	FINLAND		3,561	648,000
	FRANCE		4,612	8,882,000
	GREECE		4	12,600
	INDONESIA		5	49,140
	ITALY		364	1,037,835
	SAUDI ARABIA		24	308,000
	SPAIN		4	10,500
	ST. LUCIA		1	2,598
2933599550	CMPDS CONT A PYRIMIDINE OR PIPERAZINE RING, NESOI	KG	12,667	681,168
	IRELAND		6,738	559,974
	ITALY		2,396	102,194
	TURKEY		3,533	19,000
2933902600	ANTIHISTAMINES	KG	1,070	1,537,532
	GERMANY		757	3,428
	SINGAPORE		313	1,534,104
2933904200	ACRIFLAVINE; ACRIFLAVINE HYDROCHLORIDE ETC	KG	11,428	300,960
	ARGENTINA		11,428	300,960
2933905300	OTHER CARDIOVASCULAR DRUGS	KG	19,094	46,635,738
	AUSTRALIAN ISLANDS		59	3,732
	AUSTRIA		133	1,099,361
	BRAZIL		690	3,105,315
	CHINA (TAIWAN)		197	892,650
	CROATIA		443	2,720,276

TABLE 5 - EXPORTS OF MERCHANDISE FROM PUERTO RICO TO FOREIGN COUNTRIES,
BY COMMODITY AND COUNTRY OF DESTINATION: FISCAL YEAR 2001

COMM CODE	DESCRIPTION AND COUNTRY	UNIT	QUANTITY	VALUE - $
	EGYPT		1,975	3,022,200
	FINLAND		50	168,000
	FRANCE		8,754	19,469,430
	GEORGIA		5	4,000
	GERMANY		1,021	1,940,376
	INDONESIA		70	336,000
	IRELAND		112	207,600
	ITALY		98	98,000
	JAPAN		512	1,987,344
	MALAYSIA		200	370,000
	MEXICO		793	3,172,120
	NETHERLANDS		863	4,036,500
	PAKISTAN		250	410,716
	RUSSIA		2,687	2,956,118
	SAUDI ARABIA		122	366,000
	URUGUAY		60	270,000
2933905500	ANALGESICS, ANTIPYRETICS AND NON-HORMONAL ETC	KG	4,888	6,995,415
	HONG KONG		2,400	6,972,055
	NAMIBIA		2,488	23,360
2933907000	OTHER DRUGS PRIM AFFECT THE CENT NERV SYSTEM	KG	400	936,029
	HONG KONG		400	936,029
2933909750	HETEROCYCL CMPDS (EXC AROM OR MOD-AROM) ETC NESOI	KG	4,016	2,169,016
	FRANCE		4,016	2,169,016
2934100000	CMPDS CONT AN UNFUSED THIAZOLE RING IN THE STRUCT	KG	111	960,000
	MEXICO		111	960,000
2934302700	OTHER DRUGS CONT A PHENOTHIAZINE RING SYSTEM ETC	KG	493	16,250
	FRANCE		370	9,320
	ITALY		123	6,930
2934900000	NUCLEIC ACIDS & THER SALTS;HETEROCYCLIC COMP,NESOI	KG	20,527	22,375,569
	BELGIUM		142	54,210
	FRANCE		449	4,054,755
	IRELAND		19,936	18,266,604
2935004000	SULFONAMIDES USED AS DRUGS	KG	23,470	6,383,083
	AUSTRALIAN ISLANDS		1,476	494,377
	AUSTRIA		54	10,450
	FRANCE		1,200	267,000
	GERMANY		5,013	3,161,177
	ITALY		12,015	1,664,046
	JAPAN		1,005	181,443
	MEXICO		163	59,500
	NETHERLANDS		1,940	424,680
	PANAMA		9	56,250
	REPUBLIC OF KOREA		386	17,700
	SWITZERLAND		209	46,460
2935009550	SULFONAMIDES, EXCLUDING DRUGS	KG	294,719	47,323,388
	CHINA,PEOPLE'S REP.(MAINLAND)		12,653	1,574,400
	FRANCE		187,480	34,948,363
	INDONESIA		21,502	3,424,190
	JAPAN		33,442	5,107,679
	REPUBLIC OF KOREA		1,073	450,000
	SWITZERLAND		15,820	1,496,740
	UNITED KINGDOM OF GT BRITAIN		22,749	322,016
2936270000	VITAMIN C (ASCORBIC ACID) AND ITS DERIVATIVES	KG	19,610	190,109
	BARBADOS		19,610	190,109
2936280000	VITAMIN E AND ITS DERIVATIVES	KG	999	27,349
	DOMINICAN REPUBLIC		999	27,349
2936900000	OTHER INCLUDING NATURAL CONCENTRATES	KG	503	6,480
	NAMIBIA		503	6,480
2937100000	PITUITARY (ANTERIOR) OR SIMILAR HORMONES	GM	3,226	1,580,147
	SWITZERLAND		3,226	1,580,147
2937220000	HALOGENATED DERIV OF ADRENAL CORTICAL HORMONES	GM	297,000	184,568
	BELGIUM		25,000	20,000
	BRAZIL		3,000	72,000
	CANADA		267,000	64,858
	JAPAN		2,000	27,710
2937290000	ADRENAL CORTICAL HORMONES AND DERIV NESOI	GM	70,405	1,691,925
	BELGIUM		39,400	1,083,900

TABLE 5 - EXPORTS OF MERCHANDISE FROM PUERTO RICO TO FOREIGN COUNTRIES,
BY COMMODITY AND COUNTRY OF DESTINATION: FISCAL YEAR 2001

COMM CODE	DESCRIPTION AND COUNTRY	UNIT	QUANTITY	VALUE - $
	BRAZIL		5,000	120,000
	CHINA,PEOPLE'S REP.(MAINLAND)		13,000	320,000
	ITALY		3,000	99,000
	VENEZUELA		10,005	69,025
2937920000	ESTROGENS AND PROGESTINS	GM	4,319,987	1,234,492
	KENYA		2,127,001	357,373
	REPUBLIC OF KOREA		2,192,986	877,119
2937990000	HORMONES AND DERIV NESOI, STEROIDS ETC NESOI	GM	11,462,566	1,885,114
	BRAZIL		10,042,088	256,551
	CHINA (TAIWAN)		12,001	23,325
	CHINA,PEOPLE'S REP.(MAINLAND)		1,228,002	399,224
	ECUADOR		17,002	121,500
	EGYPT		55,802	160,200
	FRANCE		3,200	38,400
	GERMANY		23,465	143,272
	GREECE		7,001	16,800
	ITALY		20,000	240,000
	MEXICO		4,000	30,000
	SPAIN		6,001	12,600
	THAILAND		4,001	9,000
	VENEZUELA		40,003	434,242
2938900000	OTHER GLYCOSIDES, NATURAL OR SYNTHETIC AND DERIV	KG	33,643	8,145,445
	BELGIUM		16,469	3,634,234
	CHINA,PEOPLE'S REP.(MAINLAND)		3,402	534,150
	HONG KONG		343	54,070
	NETHERLANDS		1,587	1,781,860
	NEW ZEALAND ISLANDS		209	350,000
	PAKISTAN		401	64,278
	UNITED KINGDOM OF GT BRITAIN		10,084	1,548,803
	VENEZUELA		1,148	178,050
2939100000	ALKALOIDS OF OPIUM AND THEIR DERIV, SALTS THEREOF	KG	100	3,560
	JAPAN		100	3,560
2939420000	PSEUDOEPHEDRINE AND THEIR SALTS	KG	461	13,251
	ITALY		461	13,251
2940006000	SUGARS, CHEM PURE (EXC SUCROSE, LACTOSE, ETC)NESOI	KG	1,184	10,380
	BARBADOS		944	3,264
	SWITZERLAND		240	7,116
2941106000	PENICILLINS AND THEIR DERIVATIVES ETC NESOI	KG	34,855	22,296,360
	BELGIUM		6,896	891,558
	BRAZIL		700	333,007
	CHINA (TAIWAN)		277	109,666
	FRANCE		13,691	5,529,467
	GERMANY		341	166,709
	GREECE		4	27,580
	INDIA		177	315,100
	ITALY		12,323	14,123,100
	JAPAN		31	266,262
	MEXICO		65	70,394
	MOROCCO		14	141,003
	SPAIN		293	248,473
	TURKEY		4	58,910
	VENEZUELA		39	15,131
2941205000	STREPTOMYCINS & DERIVATIVES; SALTS THEREOF, NESOI	GM	254,000	40,977
	ARGENTINA		254,000	40,977
2941400000	CHLORAMPHENICOL AND ITS DERIVATIVES; SALTS THEREOF	KG	687	63,390
	FRANCE		687	63,390
2941500000	ERYTHROMYCIN AND ITS DERIVATIVES; SALTS THEREOF	GM	489,240,074	494,666,058
	ARGENTINA		5,273,000	46,062,369
	AUSTRALIAN ISLANDS		5,497,000	1,650,718
	AUSTRIA		409,000	361,017
	BELGIUM		8,744,875	14,326,491
	BRAZIL		438,000	1,037,315
	CHINA (TAIWAN)		1,051,003	100,701
	CHINA,PEOPLE'S REP.(MAINLAND)		350,000	309,750
	COLOMBIA		2,273,000	16,094,888
	DENMARK		30,000	2,986
	EGYPT		5,345,000	608,909

TABLE 5 - EXPORTS OF MERCHANDISE FROM PUERTO RICO TO FOREIGN COUNTRIES,
BY COMMODITY AND COUNTRY OF DESTINATION: FISCAL YEAR 2001

COMM CODE	DESCRIPTION AND COUNTRY	UNIT	QUANTITY	VALUE - $
	FRANCE		22,206,001	37,735,092
	GERMANY		680,000	67,569
	GREECE		232,000	1,725,000
	INDIA		897,000	7,832,305
	INDONESIA		276,000	1,600,800
	ISRAEL		6,803,000	631,240
	ITALY		48,601,409	41,392,677
	JAPAN		107,399,811	135,138,096
	JORDAN		2,576,000	1,777,760
	MEXICO		12,132,001	9,046,344
	MOROCCO		1,200,000	3,411,039
	NETHERLANDS		153,695,239	110,200,871
	PAKISTAN		33,654,002	4,180,592
	PERU		431,000	44,800
	PHILIPPINES		3,580,001	6,694,082
	REP. OF SOUTH AFRICA		2,169,000	155,305
	REPUBLIC OF KOREA		3,635,002	35,206,382
	SINGAPORE		65,000	7,230
	SWEDEN		1,346,000	81,266
	SWITZERLAND		646	79,362
	THAILAND		1,504,002	145,740
	TUNISIA		632,000	2,290,329
	UNITED ARAB EMIRATES		1,888,200	176,715
	UNITED KINGDOM OF GT BRITAIN		53,961,882	12,305,318
	URUGUAY		264,000	2,185,000
2941901010	AMINOGLYCOSIDE ANTIBIOTICS	KG	23	114,976
	ISRAEL		23	114,976
2941906000	ANTIBIOTICS NESOI	KG	196,850	116,060,691
	ARGENTINA		2,651	610,501
	AUSTRALIAN ISLANDS		1,285	70,772
	BAHAMAS		41	11,309
	BARBADOS		62	11,440
	BELGIUM		62,327	21,953,456
	BRAZIL		11,010	3,688,386
	CANADA		13,058	4,438,868
	CHILE		815	289,349
	CHINA (TAIWAN)		3,194	544,826
	CHINA,PEOPLE'S REP.(MAINLAND)		774	901,219
	COLOMBIA		182	40,000
	ECUADOR		150	91,890
	EGYPT		1,601	674,609
	FRANCE		642	235,674
	GERMANY		45,992	57,799,617
	GREECE		162	71,488
	HONDURAS		17	2,621
	HONG KONG		3,709	1,299,932
	INDONESIA		132	65,831
	IRELAND		287	679,714
	ISRAEL		453	334,889
	ITALY		5,999	13,263,794
	JAPAN		7,102	709,386
	MALAYSIA		94	13,625
	MEXICO		7,997	2,755,841
	MOROCCO		4,891	85,418
	NETHERLANDS		7,714	1,092,640
	PAKISTAN		1,632	619,360
	PANAMA		4,459	556,460
	PERU		154	40,271
	PHILIPPINES		10	8,411
	PORTUGAL		469	232,321
	REP. OF SOUTH AFRICA		39	3,003
	REPUBLIC OF KOREA		374	95,279
	SAUDI ARABIA		148	79,200
	SINGAPORE		785	162,574
	SPAIN		4,326	1,818,172
	SWEDEN		160	84,762
	THAILAND		9	2,707

TABLE 5 - EXPORTS OF MERCHANDISE FROM PUERTO RICO TO FOREIGN COUNTRIES,
BY COMMODITY AND COUNTRY OF DESTINATION: FISCAL YEAR 2001

COMM CODE	DESCRIPTION AND COUNTRY	UNIT	QUANTITY	VALUE - $
	UNITED KINGDOM OF GT BRITAIN		229	8,080
	VENEZUELA		1,715	612,996
2942000000	ORGANIC COMPOUNDS NESOI	KG	155,737	18,707,475
	DOMINICAN REPUBLIC		271	29,683
	EGYPT		4,022	411,080
	FRANCE		10,299	13,776,975
	INDONESIA		264	21,850
	ITALY		3,589	348,000
	PAKISTAN		9,923	757,125
	UNITED KINGDOM OF GT BRITAIN		127,369	3,362,762
	PHARMACEUTICAL PRODUCTS	TOTAL		1,942,874,672
3002100060	OTHER BLOOD FRACTIONS NESOI	KG	10,387	91,900
	BARBADOS		101	32,446
	CANADA		41	6,967
	CAYMAN ISLANDS		14	2,695
	DOMINICAN REPUBLIC		9,680	9,058
	TRINIDAD @ TOBAGO		50	4,770
	VENEZUELA		501	35,964
3002200000	VACCINES FOR HUMAN MEDICINE	KG	70	5,795
	DOMINICAN REPUBLIC		70	5,795
3002300000	VACCINES FOR VETRINARY MEDICINE	KG	89	9,809
	BARBADOS		2	2,621
	DOMINICAN REPUBLIC		41	3,248
	PANAMA		46	3,940
3002905050	TOXINS, CULTURES OF MICRO-ORGANISMS AND SIM PROD	KG	7,994	5,169,525
	BRAZIL		129	43,388
	CHINA (TAIWAN)		1,927	436,910
	EGYPT		340	93,329
	HONG KONG		95	36,514
	ITALY		853	2,464,142
	JAPAN		3,639	1,020,967
	MEXICO		69	44,012
	PANAMA		121	45,740
	REP. OF SOUTH AFRICA		17	47,038
	SAUDI ARABIA		63	64,120
	SWITZERLAND		741	873,365
3003100000	MEDICAMENTS CONT PENICILLINS OR DERIVATIVES ETC	KG	214	6,665
	ST. LUCIA		214	6,665
3003200000	MEDICAMENTS CONTAINING OTHER ANTIBIOTICS ETC	KG	73,765	42,701,306
	BAHAMAS		236	9,000
	CHINA (TAIWAN)		61	240,233
	DOMINICAN REPUBLIC		1,734	3,991
	FRANCE		576	1,471,375
	GERMANY		8,389	4,618,706
	IRELAND		44,611	25,725,891
	JAMAICA		1,855	6,470
	NETHERLANDS		7,592	6,385,016
	PAKISTAN		140	221,255
	PARAGUAY		242	31,640
	REPUBLIC OF KOREA		52	315,277
	SWITZERLAND		6,240	3,662,116
	TRINIDAD @ TOBAGO		2,037	10,336
3003390000	MEDICAMENT CONT HORMONES OR PROD OF HD 2937 ETC	X		77,464
	ITALY			43,200
	JAMAICA			11,434
	NETHERLAND ANTIL. EXC ARUBA			22,830
3003400000	MEDICAMENTS CONTAINING ALKALOIDS OR DERIVAT ETC	KG	499	3,883
	IRELAND		499	3,883
3003900000	OTHER MEDICAMENTS (EXC GOODS OF HDS 3002,3005 ETC)	KG	118,333	20,251,203
	ANTIGUA		1,510	14,350
	ARUBA		1,501	475,920
	BAHAMAS		9,189	177,324
	BARBADOS		489	68,527
	BERMUDA		231	67,451
	CANADA		2,747	1,367,960

TABLE 5 - EXPORTS OF MERCHANDISE FROM PUERTO RICO TO FOREIGN COUNTRIES,
BY COMMODITY AND COUNTRY OF DESTINATION: FISCAL YEAR 2001

COMM CODE	DESCRIPTION AND COUNTRY	UNIT	QUANTITY	VALUE - $
	CAYMAN ISLANDS		98	26,552
	COLOMBIA		18	23,320
	ECUADOR		5,401	26,000
	FINLAND		492	3,708,680
	FRANCE		20,979	6,492,085
	GERMANY		2,081	494,633
	GUYANA		59	3,751
	ITALY		1,597	79,519
	JAMAICA		7,747	461,404
	NETHERLAND ANTIL. EXC ARUBA		2,866	182,131
	NETHERLANDS		557	185,187
	PANAMA		430	469,717
	PORTUGAL		925	226,992
	REPUBLIC OF KOREA		2,042	5,966
	SAUDI ARABIA		1,945	1,417,840
	SPAIN		17,955	1,955,662
	SWITZERLAND		34,782	1,914,897
	TRINIDAD @ TOBAGO		2,692	405,335
3004101010	MEDICAMENTS CONT PENICILLIN G SLTS FOR VETRIN USE	KG	356	39,900
	UNITED KINGDOM OF GT BRITAIN		356	39,900
3004101020	PENICILLIN G SALTS(SINGLES) NOT FOR VETERINARY USE	KG	103,359	7,621,092
	BAHAMAS		527	7,291
	BRITISH VIRGIN ISLANDS		3	2,631
	CHINA (TAIWAN)		237	21,000
	GERMANY		392	26,701
	INDIA		2,098	175,276
	ISRAEL		77	11,688
	ITALY		56,975	4,343,614
	MALAYSIA		9,382	92,312
	PANAMA		1,737	215,794
	PHILIPPINES		558	95,868
	REP. OF SOUTH AFRICA		2,259	220,136
	REPUBLIC OF KOREA		810	20,335
	THAILAND		4,187	551,952
	UNITED KINGDOM OF GT BRITAIN		23,061	1,689,109
	VENEZUELA		1,056	147,385
3004101045	COMBINATION ANTIBIOTICS CONT PENICILLIN G SALT ETC	KG	504	109,331
	BARBADOS		160	29,773
	BRITISH VIRGIN ISLANDS		3	3,801
	DOMINICAN REPUBLIC		318	72,755
	VENEZUELA		23	3,002
3004105045	COMBINATION ANTIBIOTICS, NOT FOR VETER USE NESOI	KG	1,856	155,700
	ANTIGUA		503	2,639
	BRAZIL		127	128,400
	DOMINICAN REPUBLIC		1,226	24,661
3004105060	MEDICAMENTS CONT PENICILLINS OR STREPTOMYCINS ETC	KG	396,786	50,217,223
	ARGENTINA		14,268	1,609,257
	ARUBA		34	2,621
	BARBADOS		35	10,887
	BRAZIL		25,411	3,454,307
	CANADA		115	12,581
	CHILE		306	35,505
	CHINA (TAIWAN)		1,856	389,775
	COLOMBIA		3,658	331,817
	GERMANY		1,163	52,327
	HONG KONG		6,186	208,695
	INDIA		4,162	503,880
	ISRAEL		8,039	1,043,364
	ITALY		124,408	24,071,058
	MALAYSIA		240	18,613
	MEXICO		714	191,246
	NETHERLAND ANTIL. EXC ARUBA		1,899	66,427
	PAKISTAN		1,866	127,200
	PANAMA		16,623	1,142,909
	PHILIPPINES		4,213	562,511
	REP. OF SOUTH AFRICA		8,049	786,455
	REPUBLIC OF KOREA		60	24,000

TABLE 5 - EXPORTS OF MERCHANDISE FROM PUERTO RICO TO FOREIGN COUNTRIES,
BY COMMODITY AND COUNTRY OF DESTINATION: FISCAL YEAR 2001

COMM CODE	DESCRIPTION AND COUNTRY	UNIT	QUANTITY	VALUE - $
	RUSSIA		276	124,360
	SINGAPORE		787	60,570
	THAILAND		1,480	103,097
	UNITED KINGDOM OF GT BRITAIN		167,714	14,873,572
	VENEZUELA		2,513	349,151
	VIETNAM		711	61,038
3004200020	ERYTHROMYCIN, SINGLES OR IN COMB ETC NOT FOR VET	KG	6,577	604,539
	ARUBA		258	15,811
	BAHAMAS		37	6,785
	BELGIUM		496	32,712
	JAMAICA		1,447	52,549
	JAPAN		1,815	378,662
	NETHERLAND ANTIL. EXC ARUBA		737	52,912
	TRINIDAD @ TOBAGO		1,787	65,108
3004200030	TETRACYCLINE, SINGLES OR IN COMB ETC NOT FOR VET	KG	44,399	6,467,325
	BERMUDA		50	19,746
	CHINA (TAIWAN)		527	65,450
	EGYPT		217	25,107
	GERMANY		1,388	161,274
	ISRAEL		111	24,590
	ITALY		2,578	286,049
	JAPAN		35,551	5,380,844
	REPUBLIC OF KOREA		111	12,792
	SWITZERLAND		897	73,304
	UNITED KINGDOM OF GT BRITAIN		2,969	418,169
3004200060	OTHER ANTIBIOTICS NESOI,NOT FOR VETERINARY	KG	95,635	11,023,791
	ARGENTINA		466	471,494
	ARUBA		179	81,077
	AUSTRALIAN ISLANDS		4,638	21,577
	BAHRAIN		33	9,200
	BARBADOS		26	20,690
	BERMUDA		24	5,635
	BRAZIL		667	157,241
	CANADA		3,566	602,286
	CAYMAN ISLANDS		21	9,703
	GRENADA		8	3,480
	HAITI		3	4,340
	ITALY		674	648,856
	JAMAICA		234	52,823
	JAPAN		1,739	1,020,137
	MEXICO		196	309,155
	NETHERLAND ANTIL. EXC ARUBA		30	10,170
	PANAMA		82,437	7,026,433
	SAUDI ARABIA		23	21,652
	SWITZERLAND		118	336,000
	TRINIDAD @ TOBAGO		175	58,568
	UNITED KINGDOM OF GT BRITAIN		223	116,400
	VENEZUELA		155	36,874
3004310000	MEDICAMENTS CONT INSULIN BUT NOT CONT ANTIBIOTICS	KG	35	6,556
	JAPAN		35	6,556
3004320000	MEDICAMENTS CONT ADRENAL CORTEX HORMONES ETC	KG	28,930	1,381,448
	BRAZIL		7,223	86,185
	CANADA		861	94,613
	CHINA (TAIWAN)		2,490	191,660
	DOMINICAN REPUBLIC		1,000	2,900
	GERMANY		6,021	153,638
	ITALY		1,653	442,243
	JAMAICA		2,000	7,920
	JAPAN		2,929	245,191
	MEXICO		1,418	75,802
	PANAMA		3,000	7,770
	REP. OF SOUTH AFRICA		54	5,829
	SAUDI ARABIA		166	39,077
	TRINIDAD @ TOBAGO		33	4,300
	UNITED KINGDOM OF GT BRITAIN		82	24,320
3004390050	PROD OF HEAD 2937 ETC,NOT FOR VETERINARY USE,ETC	KG	70,701	22,016,730
	ARGENTINA		788	1,529,065

TABLE 5 - EXPORTS OF MERCHANDISE FROM PUERTO RICO TO FOREIGN COUNTRIES,
BY COMMODITY AND COUNTRY OF DESTINATION: FISCAL YEAR 2001

COMM CODE	DESCRIPTION AND COUNTRY	UNIT	QUANTITY	VALUE - $
	ARUBA		161	11,400
	AUSTRALIAN ISLANDS		1,419	531,295
	BAHAMAS		2	2,700
	BARBADOS		1,060	8,028
	BELGIUM		132	83,800
	BRAZIL		225	112,500
	CANADA		29,582	4,207,089
	CHINA,PEOPLE'S REP.(MAINLAND)		1,376	338,431
	CZECH REPUBLIC		490	236,997
	HONG KONG		119	41,400
	IRELAND		313	11,671
	JAMAICA		1,220	22,049
	JAPAN		2,362	1,609,716
	NAMIBIA		381	12,607
	PANAMA		765	150,485
	REP. OF SOUTH AFRICA		389	104,054
	SPAIN		5	7,410
	SWITZERLAND		19,416	9,862,543
	TRINIDAD @ TOBAGO		1,079	11,868
	UNITED KINGDOM OF GT BRITAIN		5,622	2,618,072
	URUGUAY		3,795	503,550
3004400010	CARDIOVASCULAR MEDICAMENTS	KG	28,013	7,438,013
	BAHAMAS		40	15,030
	BARBADOS		251	57,774
	GERMANY		27,064	6,648,826
	HAITI		5	3,010
	ITALY		98	98,000
	JAMAICA		44	25,090
	NETHERLAND ANTIL. EXC ARUBA		23	15,198
	SWEDEN		418	298,870
	TRINIDAD @ TOBAGO		29	12,965
	URUGUAY		41	263,250
3004400020	ANTICONVULSANTS, HYPNOTICS AND SEDATIVES	KG	12,024	1,106,127
	BAHAMAS		24	9,360
	BARBADOS		516	46,503
	FRANCE		11,129	988,891
	JAMAICA		202	32,317
	TRINIDAD @ TOBAGO		153	29,056
3004400030	ANTIDEPRESSANTS, TRANQUILIZERS AND OTHER PSYCH AGT	KG	182,897	81,217,082
	ARGENTINA		622	247,107
	BELGIUM		2,710	193,274
	BRAZIL		18,324	1,320,006
	GERMANY		630	13,948
	IRELAND		81,850	71,935,115
	ITALY		41,574	5,030,400
	JAPAN		2,049	229,890
	KUWAIT		23	4,050
	LEBANON		18	2,744
	MALAYSIA		25	2,668
	MEXICO		33,181	2,092,290
	PAKISTAN		78	51,750
	TURKEY		1,813	93,840
3004400040	OTHER MEDICAMENTS PRIM AFFECTING THE CNS NESOI	KG	1,012	104,652
	BARBADOS		53	4,907
	DOMINICAN REPUBLIC		498	11,814
	GERMANY		461	87,931
3004400050	DERMATOLOGICAL AGENTS AND LOCAL ANESTHETICS	KG	3,431	154,457
	ARGENTINA		1,566	18,216
	JAMAICA		227	11,639
	REP. OF SOUTH AFRICA		1,638	124,602
3004400060	MEDICAMENTS AFFECTING EYES,EARS OR RESPIRATORY SYS	KG	87,782	6,909,693
	ANTIGUA		252	11,482
	ARUBA		4,830	481,357
	BAHAMAS		3,029	194,193
	BARBADOS		1,809	169,487
	BELGIUM		21,993	2,824,815
	COSTA RICA		881	14,318

TABLE 5 - EXPORTS OF MERCHANDISE FROM PUERTO RICO TO FOREIGN COUNTRIES,
BY COMMODITY AND COUNTRY OF DESTINATION: FISCAL YEAR 2001

COMM CODE	DESCRIPTION AND COUNTRY	UNIT	QUANTITY	VALUE - $
	DOMINICAN REPUBLIC		10,784	88,556
	EL SALVADOR		302	4,800
	GERMANY		367	3,600
	GUATEMALA		590	47,908
	GUYANA		44	3,310
	JAMAICA		6,098	583,037
	JAPAN		3,005	1,009,137
	MEXICO		11,520	104,716
	NAMIBIA		842	14,224
	NETHERLAND ANTIL. EXC ARUBA		6,102	566,645
	PANAMA		1,454	78,835
	ST. LUCIA		80	4,680
	SURINAME		88	16,749
	TRINIDAD @ TOBAGO		7,298	431,509
	TURKEY		6,414	256,335
3004400070	OTHER MEDICAMENTS CONTAINING ALKALOIDS ETC	KG	15,642	3,685,868
	BAHAMAS		48	5,934
	CANADA		495	27,344
	GERMANY		206	4,459
	IRELAND		188	4,082
	ITALY		1,409	91,160
	JAPAN		10,940	2,418,233
	MALAYSIA		38	10,000
	PANAMA		1,138	444,272
	REP. OF SOUTH AFRICA		242	6,904
	SAUDI ARABIA		779	69,496
	UNITED KINGDOM OF GT BRITAIN		159	603,984
3004504500	MEDICAMENTS OF HEADING 2936 CONT VITAMINS ETC	KG	32,700	540,083
	ARUBA		1,588	53,323
	BAHAMAS		365	7,262
	BARBADOS		16	2,664
	BERMUDA		698	3,236
	CAYMAN ISLANDS		465	6,121
	DOMINICAN REPUBLIC		1,530	39,954
	HAITI		1,811	6,912
	IRELAND		15,002	258,804
	JAMAICA		4,246	36,510
	NETHERLAND ANTIL. EXC ARUBA		5,406	112,571
	TRINIDAD @ TOBAGO		1,573	12,726
3004505005	OTHER MEDICAMENTS CONT VITAMINS ETC, NESOI	KG	9,258	401,878
	BAHAMAS		634	39,042
	BARBADOS		89	11,384
	BELIZE		86	8,953
	CAYMAN ISLANDS		61	13,908
	COSTA RICA		1,642	47,939
	DOMINICAN REPUBLIC		1,245	32,751
	EL SALVADOR		752	25,114
	GUATEMALA		512	31,866
	HONDURAS		1,074	26,012
	JAMAICA		83	17,523
	NETHERLAND ANTIL. EXC ARUBA		155	19,706
	PANAMA		417	27,508
	TRINIDAD @ TOBAGO		105	5,440
	VENEZUELA		2,403	94,732
3004505010	SINGLE VITAMINS,COMB WITH MINERLS OR OTHER NUTRNTS	KG	339,149	5,159,049
	IRELAND		270,235	4,151,191
	ITALY		68,914	1,007,858
3004505020	SINGLE VITAMINS,NOT COMB WITH MINERLS/NUTRIENTS	KG	22,006	1,224,808
	ARUBA		1,456	33,229
	DOMINICAN REPUBLIC		202	2,854
	JAMAICA		1,167	25,736
	JAPAN		12,167	829,722
	MEXICO		4,120	263,925
	NETHERLAND ANTIL. EXC ARUBA		153	3,601
	TRINIDAD @ TOBAGO		2,673	56,637
	VENEZUELA		68	9,104
3004505030	MULT VITAMINS COMB WITH MINERLS OR OTHER NUTRIENTS	KG	28,515	762,736

TABLE 5 - EXPORTS OF MERCHANDISE FROM PUERTO RICO TO FOREIGN COUNTRIES,
BY COMMODITY AND COUNTRY OF DESTINATION: FISCAL YEAR 2001

COMM CODE	DESCRIPTION AND COUNTRY	UNIT	QUANTITY	VALUE - $
	ANTIGUA		1,828	40,898
	ARUBA		2,273	76,927
	BAHAMAS		636	9,109
	BARBADOS		1,993	41,603
	GRENADA		345	7,738
	GUYANA		178	8,754
	HAITI		181	3,431
	JAMAICA		9,451	263,785
	NETHERLAND ANTIL. EXC ARUBA		3,147	79,121
	ST. LUCIA		1,019	30,731
	ST.CHRISTOPHER-NEVIS		431	10,326
	ST.VINCENT @ THE GRENADINES		913	20,906
	TRINIDAD @ TOBAGO		6,120	169,407
3004505040	MULT VITAMINS NOT COMB WITH MINERLS/NUTRIENTS	KG	17,598	180,518
	ARUBA		8,657	37,492
	BAHAMAS		3,810	27,901
	BARBADOS		84	3,340
	BELGIUM		231	3,800
	DOMINICAN REPUBLIC		377	13,497
	HAITI		956	18,962
	JAMAICA		2,182	30,080
	NETHERLAND ANTIL. EXC ARUBA		370	14,358
	TRINIDAD @ TOBAGO		618	10,929
	UNITED KINGDOM OF GT BRITAIN		313	20,159
3004901000	MEDICAMENTS CONT ANTIGENS OR HYALURONIC ACID,ETC	KG	439,882	8,018,105
	ANTIGUA		5,568	25,129
	ARUBA		52,719	250,709
	BAHAMAS		41,693	193,007
	BARBADOS		12,370	59,125
	BELGIUM		80	16,714
	BERMUDA		12,204	66,196
	CAYMAN ISLANDS		2,511	10,119
	FRANCE		539	122,314
	GRENADA		499	2,743
	HAITI		49,430	162,992
	JAMAICA		69,952	295,358
	JAPAN		4,796	861,489
	NETHERLAND ANTIL. EXC ARUBA		133,490	753,948
	NETHERLANDS		28	50,648
	PANAMA		8,469	413,239
	REP. OF SOUTH AFRICA		4,172	218,400
	SWITZERLAND		10,265	4,336,735
	TRINIDAD @ TOBAGO		31,097	179,240
3004909003	MEDICAMENTS FOR VETERINARY USE IN DOSES/PKG,NESOI	KG	138,157	9,805,129
	ARUBA		144	19,861
	BAHAMAS		128	23,767
	BARBADOS		177	5,829
	BRAZIL		1,524	830,370
	CANADA		30,968	991,194
	CAYMAN ISLANDS		113	22,574
	COSTA RICA		577	41,533
	DOMINICAN REPUBLIC		16,867	354,920
	EL SALVADOR		3,822	126,012
	FRANCE		195	27,720
	GUATEMALA		2,603	206,621
	HONDURAS		2,664	287,143
	ITALY		13,166	1,248,872
	JAMAICA		1,640	291,968
	JAPAN		54,586	3,957,433
	NETHERLAND ANTIL. EXC ARUBA		174	30,621
	PANAMA		1,405	117,253
	REPUBLIC OF KOREA		819	68,275
	SPAIN		6,169	1,073,540
	SURINAME		416	79,623
3004909005	SULFONAMIDES IN DOSED/PKG FOR RETAIL SALE, NESOI	KG	1,376	118,540
	NETHERLAND ANTIL. EXC ARUBA		1,376	118,540
3004909010	OTHER ANTI-INFECTIVE MEDICAMENTS NESOI	KG	14,077	1,670,481

TABLE 5 - EXPORTS OF MERCHANDISE FROM PUERTO RICO TO FOREIGN COUNTRIES,
BY COMMODITY AND COUNTRY OF DESTINATION: FISCAL YEAR 2001

COMM CODE	DESCRIPTION AND COUNTRY	UNIT	QUANTITY	VALUE - $
	BARBADOS		40	30,712
	CANADA		2,678	28,411
	JAMAICA		73	36,612
	JAPAN		3,084	76,030
	NETHERLAND ANTIL. EXC ARUBA		966	14,099
	PHILIPPINES		1,053	90,942
	REP. OF SOUTH AFRICA		3,179	781,647
	SWITZERLAND		1,100	406,457
	UNITED KINGDOM OF GT BRITAIN		1,904	205,571
3004909015	ANTINEOPLASTIC AND IMMUNOSUPRESSIVE MEDICAMENTS	KG	183,772	339,015,561
	ARGENTINA		325	1,210,421
	ARUBA		52	63,893
	AUSTRALIAN ISLANDS		1,761	136,020
	BAHAMAS		166	58,938
	BARBADOS		25	14,185
	BELGIUM		12,326	71,468,670
	BERMUDA		211	56,567
	BRAZIL		4,330	4,110,409
	CANADA		599	325,025
	CAYMAN ISLANDS		39	7,968
	CHINA (TAIWAN)		1,955	380,186
	CROATIA		46	28,655
	DOMINICAN REPUBLIC		374	130,345
	ECUADOR		55	45,500
	EGYPT		782	275,395
	FINLAND		265	88,730
	FRANCE		8,305	24,721,290
	GERMANY		2,810	769,638
	GREECE		25	80,850
	GRENADA		6	2,759
	HAITI		53	3,060
	HUNGARY		3,929	264,889
	INDONESIA		6	30,000
	IRELAND		205	988,732
	ISRAEL		913	2,205,144
	ITALY		84,174	169,783,133
	JAMAICA		352	77,843
	JAPAN		4,690	8,561,764
	MALAYSIA		133	28,850
	MEXICO		1,737	1,580,544
	MOROCCO		710	7,500
	NETHERLAND ANTIL. EXC ARUBA		257	103,518
	PAKISTAN		90	249,125
	PANAMA		31,350	38,279,153
	PHILIPPINES		97	56,125
	PORTUGAL		392	16,440
	REP. OF SOUTH AFRICA		6,536	1,912,734
	REPUBLIC OF KOREA		364	210,945
	ROMANIA		65	45,980
	RUSSIA		55	2,973
	SAUDI ARABIA		21	31,140
	SLOVENIA		68	34,600
	SPAIN		8,288	1,551,957
	SWEDEN		182	126,242
	SWITZERLAND		27	21,320
	TRINIDAD @ TOBAGO		59	40,059
	TURKEY		1,069	1,551,608
	UNITED KINGDOM OF GT BRITAIN		3,437	7,035,061
	URUGUAY		13	2,750
	VENEZUELA		43	236,928
3004909020	CARDIOVASCULAR MEDICAMENTS IN DOSES/PKG FR RT SALE	KG	114,209	87,788,560
	BAHAMAS		86	28,700
	BARBADOS		264	20,204
	BELGIUM		4,451	453,590
	BRAZIL		2,115	182,852
	CANADA		54,084	7,059,461
	CHINA (TAIWAN)		3,551	346,446

TABLE 5 - EXPORTS OF MERCHANDISE FROM PUERTO RICO TO FOREIGN COUNTRIES,
BY COMMODITY AND COUNTRY OF DESTINATION: FISCAL YEAR 2001

COMM CODE	DESCRIPTION AND COUNTRY	UNIT	QUANTITY	VALUE - $
	DOMINICAN REPUBLIC		827	80,921
	FRANCE		40,369	75,305,357
	HAITI		48	5,894
	ISRAEL		135	70,728
	ITALY		188	20,439
	JAMAICA		100	3,400
	MEXICO		178	303,338
	NETHERLANDS		394	593,860
	PANAMA		414	68,969
	SAUDI ARABIA		2,095	443,159
	SWITZERLAND		1,304	607,282
	UNITED KINGDOM OF GT BRITAIN		2,988	2,050,951
	VENEZUELA		618	143,009
3004909025	ANALGESICS, ANTIPYRETICS AND NONHORM ANTI-INFL ETC	KG	730,008	636,163,763
	ANTIGUA		650	20,096
	ARGENTINA		2,869	280,857
	ARUBA		5,232	339,199
	AUSTRALIAN ISLANDS		19,869	29,941,531
	BAHAMAS		107	73,792
	BARBADOS		1,636	152,209
	BELGIUM		213,987	123,463,209
	BERMUDA		845	34,191
	BRAZIL		1,621	52,434
	BRITISH VIRGIN ISLANDS		82	3,498
	CANADA		4,134	151,682
	CHILE		116	4,167
	CHINA,PEOPLE'S REP.(MAINLAND)		891	1,030,889
	COLOMBIA		5,569	410,108
	DOMINICAN REPUBLIC		5,199	156,900
	FRANCE		11,787	847,306
	GERMANY		369	27,244
	GRENADA		360	10,868
	GUATEMALA		10,467	136,372
	GUYANA		101	10,608
	HONG KONG		591	978,000
	JAMAICA		11,338	358,204
	MALAWI		2,996	224,851
	MEXICO		42,993	3,625,311
	NETHERLAND ANTIL. EXC ARUBA		3,600	286,052
	NETHERLANDS		29,778	56,924,818
	NIGER		12,985	14,658,429
	PANAMA		4,507	121,596
	REP. OF SOUTH AFRICA		2,045	51,075
	REPUBLIC OF KOREA		6,104	6,764,630
	SAUDI ARABIA		53	5,600
	ST. LUCIA		657	26,044
	SWITZERLAND		4,319	1,310,898
	THAILAND		4,083	1,185,073
	TRINIDAD @ TOBAGO		3,475	173,735
	UNITED KINGDOM OF GT BRITAIN		314,073	392,259,544
	VENEZUELA		520	62,743
3004909030	ANTICONVULSANTS, HYPNOTICS & SEDATIVES FR RTL SALE	KG	47,089	3,467,008
	ARGENTINA		4,028	190,285
	ARUBA		9	18,986
	AUSTRALIAN ISLANDS		235	89,936
	BARBADOS		13	13,534
	BELGIUM		1,410	66,616
	BRAZIL		15,237	726,989
	COSTA RICA		871	58,101
	IRELAND		21,086	1,950,187
	JAMAICA		553	26,088
	MEXICO		299	41,721
	NETHERLAND ANTIL. EXC ARUBA		1,250	59,034
	TRINIDAD @ TOBAGO		227	29,692
	UNITED KINGDOM OF GT BRITAIN		155	81,187
	VENEZUELA		1,716	114,652
3004909035	ANTIDEPRESSANTS, TRANQUILIZERS AND OTHER PSYCH AGT	KG	150,917	179,599,898

TABLE 5 - EXPORTS OF MERCHANDISE FROM PUERTO RICO TO FOREIGN COUNTRIES,
BY COMMODITY AND COUNTRY OF DESTINATION: FISCAL YEAR 2001

COMM CODE	DESCRIPTION AND COUNTRY	UNIT	QUANTITY	VALUE - $
	ARGENTINA		28	37,977
	BARBADOS		60	20,389
	BRAZIL		99	12,459
	CANADA		5,034	4,363,736
	CHILE		7,725	400,000
	FRANCE		8,267	1,250,000
	GUYANA		4	3,358
	IRELAND		34,025	48,408,610
	ISRAEL		218	39,520
	ITALY		700	1,400,000
	JAPAN		3,854	137,200
	MALAWI		3,153	128,870
	MEXICO		18,118	2,074,142
	PANAMA		2,832	414,578
	UNITED KINGDOM OF GT BRITAIN		66,764	120,877,966
	URUGUAY		36	31,093
3004909040	MEDICAMENTS PRIM AFFECT THE CENT NER SYSTEM,NESOI	KG	249,847	72,068,107
	BELGIUM		87,217	6,411,963
	BRAZIL		4,597	335,160
	CANADA		112,941	60,187,512
	CHINA,PEOPLE'S REP.(MAINLAND)		2,181	191,484
	DOMINICAN REPUBLIC		12	7,268
	IRELAND		2,929	2,334,983
	MEXICO		92	4,406
	PANAMA		5,324	271,386
	REP. OF SOUTH AFRICA		16,081	826,656
	SAUDI ARABIA		29	46,881
	SWITZERLAND		1,041	539,134
	UNITED KINGDOM OF GT BRITAIN		5,663	235,050
	VENEZUELA		11,740	676,224
3004909045	DERMATOLOGICAL AGENTS AND LOCAL ANESTHETICS ETC.	KG	303,954	5,655,381
	ANTIGUA		808	15,312
	ARGENTINA		1,371	18,097
	ARUBA		468	6,840
	AUSTRALIAN ISLANDS		26,211	88,155
	BARBADOS		376	7,121
	BELGIUM		21,048	209,181
	BERMUDA		226	4,278
	DOMINICAN REPUBLIC		340	6,439
	HAITI		135	5,413
	JAMAICA		2,805	43,667
	JAPAN		119,938	2,790,713
	NETHERLAND ANTIL. EXC ARUBA		325	6,065
	PORTUGAL		8,434	61,773
	REP. OF SOUTH AFRICA		1,050	77,376
	ST.CHRISTOPHER-NEVIS		457	5,559
	SWITZERLAND		1,010	6,941
	TRINIDAD @ TOBAGO		2,559	50,066
	TURKEY		7,177	703,482
	UNITED KINGDOM OF GT BRITAIN		109,216	1,548,903
3004909050	LAXATIVES IN MEAS DOSES/PKG FOR RETAIL SALE, NESOI	KG	129,388	3,238,245
	ARUBA		556	8,954
	BAHAMAS		154	7,656
	BARBADOS		383	4,947
	DOMINICAN REPUBLIC		754	92,639
	JAMAICA		1,560	23,377
	JAPAN		4	3,573
	NETHERLANDS		40,982	908,868
	SLOVENIA		19,290	428,964
	SWITZERLAND		12,364	269,721
	TRINIDAD @ TOBAGO		363	24,445
	UNITED KINGDOM OF GT BRITAIN		52,978	1,465,101
3004909055	ANTACIDS IN MEAS DOSES/PKG FOR RETAIL SALE, NESOI	KG	622,319	39,995,948
	ANTIGUA		564	9,914
	ARUBA		18,058	162,518
	AUSTRALIAN ISLANDS		56,379	464,215
	BAHAMAS		400	3,600

TABLE 5 - EXPORTS OF MERCHANDISE FROM PUERTO RICO TO FOREIGN COUNTRIES,
BY COMMODITY AND COUNTRY OF DESTINATION: FISCAL YEAR 2001

COMM CODE	DESCRIPTION AND COUNTRY	UNIT	QUANTITY	VALUE - $
	BARBADOS		1,558	14,016
	BERMUDA		667	6,000
	BRAZIL		18,660	167,968
	CANADA		821	7,545
	CAYMAN ISLANDS		1,216	10,944
	CHINA (TAIWAN)		4,865	43,792
	COSTA RICA		4,000	36,000
	GRENADA		816	7,344
	HAITI		2,240	20,160
	HUNGARY		5,595	50,360
	ITALY		41,876	376,939
	JAMAICA		4,941	50,820
	JAPAN		339,021	36,405,659
	MEXICO		24,522	220,734
	MOROCCO		1,780	16,019
	NETHERLAND ANTIL. EXC ARUBA		9,624	95,679
	SAUDI ARABIA		3,093	27,840
	SPAIN		23,801	1,277,393
	ST.VINCENT @ THE GRENADINES		416	3,744
	TRINIDAD @ TOBAGO		2,896	26,064
	TURKEY		54,510	490,681
3004909060	OTHER MEDICAMENTS PRIM AFFECT DIGEST SYS NESOI	KG	325,222	17,600,639
	ANTIGUA		1	4,569
	ARUBA		3,954	26,998
	BAHAMAS		5,025	7,384
	BARBADOS		7,446	12,388
	BRAZIL		267	245,180
	CANADA		1,369	376,865
	CAYMAN ISLANDS		4,973	7,740
	DOMINICAN REPUBLIC		17,046	30,301
	FINLAND		10,678	260,960
	FRANCE		69,634	1,701,955
	GERMANY		13,611	916,946
	ITALY		556	639,658
	JAMAICA		106,920	165,468
	MEXICO		308	230,304
	NETHERLAND ANTIL. EXC ARUBA		18,854	81,391
	NETHERLANDS		18,689	353,540
	PORTUGAL		1,565	208,357
	REPUBLIC OF KOREA		824	206,863
	SLOVENIA		4,970	92,572
	SPAIN		12,104	8,778,141
	SWITZERLAND		13,137	1,496,409
	TRINIDAD @ TOBAGO		3,844	11,435
	TURKEY		1,469	1,416,389
	UNITED KINGDOM OF GT BRITAIN		7,978	328,826
3004909065	DIURETICS IN MEAS DOSES/PKG FOR RTL SALE, NESOI	KG	1,767	286,011
	GERMANY		464	124,023
	HONG KONG		230	14,649
	ISRAEL		64	12,860
	ITALY		237	65,772
	JAPAN		474	40,298
	MALAYSIA		42	2,660
	REP. OF SOUTH AFRICA		87	5,526
	SAUDI ARABIA		169	20,223
3004909070	MEDICAMENT PRIM AFFECT ELECTROLY,CALORIC ETC,NESOI	KG	12,909	70,552
	BAHAMAS		2,774	16,787
	CANADA		3,346	26,913
	HAITI		3,962	11,761
	JAMAICA		2,827	15,091
3004909075	COUGH AND COLD PREPARATIONS, NESOI	KG	93,963	791,778
	ARUBA		11,686	124,080
	AUSTRALIAN ISLANDS		1,986	10,285
	BAHAMAS		349	3,960
	BARBADOS		1,439	10,926
	CAYMAN ISLANDS		1,796	22,962
	DOMINICAN REPUBLIC		1,535	22,032

TABLE 5 - EXPORTS OF MERCHANDISE FROM PUERTO RICO TO FOREIGN COUNTRIES,
BY COMMODITY AND COUNTRY OF DESTINATION: FISCAL YEAR 2001

COMM CODE	DESCRIPTION AND COUNTRY	UNIT	QUANTITY	VALUE - $
	GUATEMALA		2,694	56,898
	HAITI		2,117	23,652
	JAMAICA		42,845	277,316
	NETHERLAND ANTIL. EXC ARUBA		6,496	56,420
	PERU		1,792	28,385
	PHILIPPINES		1,340	42,548
	ST.CHRISTOPHER-NEVIS		458	12,390
	SURINAME		13,773	51,865
	TRINIDAD @ TOBAGO		3,657	48,059
3004909080	ANTIHISTAMINES IN MEAS DOSES /PKG RTAL SALE,NESOI	KG	24,792	1,808,888
	ANTIGUA		102	4,434
	ARGENTINA		259	22,018
	AUSTRALIAN ISLANDS		130	7,686
	BAHAMAS		113	3,557
	BRAZIL		5,872	539,827
	CANADA		4,018	176,460
	COLOMBIA		291	31,680
	HAITI		77	8,503
	JAMAICA		205	11,549
	JAPAN		12,134	815,213
	MEXICO		196	17,015
	SWITZERLAND		356	58,002
	TRINIDAD @ TOBAGO		187	5,544
	VENEZUELA		852	107,400
3004909085	OTHER MEDICAMENTS PRIM AFFECT THE EYES, EARS ETC	KG	270,290	34,476,611
	ARGENTINA		335	19,311
	AUSTRALIAN ISLANDS		5,045	298,891
	BARBADOS		1,000	5,540
	BELGIUM		1,712	95,352
	BRAZIL		228	7,101
	CANADA		5,096	195,141
	CHINA,PEOPLE'S REP.(MAINLAND)		1,805	104,103
	HONG KONG		500	7,862
	IRELAND		327	35,080
	ITALY		23,885	1,218,433
	JAMAICA		5,000	30,700
	JAPAN		167,697	28,944,200
	MEXICO		2,425	228,418
	NETHERLAND ANTIL. EXC ARUBA		1,800	11,934
	REP. OF SOUTH AFRICA		6,017	582,110
	SPAIN		7,498	386,834
	SWEDEN		37,590	2,207,634
	UNITED KINGDOM OF GT BRITAIN		1,762	60,456
	VENEZUELA		568	37,511
3004909090	MEDICAMENTS IN MEAS DOSES FOR RETAIL SALE, NESOI	KG	2,209,145	166,460,936
	ANTIGUA		109	10,548
	ARGENTINA		1,560	321,165
	ARUBA		47,765	212,287
	AUSTRALIAN ISLANDS		3,811	798,788
	BAHAMAS		116,733	315,212
	BARBADOS		224,704	452,625
	BELGIUM		13,114	746,022
	BERMUDA		644	107,676
	BRAZIL		2,622	406,175
	BRITISH VIRGIN ISLANDS		22	5,828
	CANADA		19,745	6,365,720
	CAYMAN ISLANDS		8,382	29,635
	CHINA (TAIWAN)		3,551	1,589,150
	CHINA,PEOPLE'S REP.(MAINLAND)		1	8,702
	COLOMBIA		216	7,295
	DOMINICAN REPUBLIC		780,280	796,178
	EGYPT		4,973	222,000
	FINLAND		18,757	2,424,704
	FRANCE		46,317	40,630,692
	GERMANY		4,691	884,872
	GRENADA		95	7,999
	GUYANA		6,240	15,508

TABLE 5 - EXPORTS OF MERCHANDISE FROM PUERTO RICO TO FOREIGN COUNTRIES,
BY COMMODITY AND COUNTRY OF DESTINATION: FISCAL YEAR 2001

COMM CODE	DESCRIPTION AND COUNTRY	UNIT	QUANTITY	VALUE - $
	HONG KONG		1,908	908,588
	IRELAND		731	915,292
	ISRAEL		612	1,529,244
	ITALY		812	174,125
	JAMAICA		298,115	726,560
	JAPAN		1,323	486,188
	MALAYSIA		1,136	547,500
	MEXICO		207	1,099,556
	MICRONESIA		25	2,626
	NETHERLAND ANTIL. EXC ARUBA		156,607	708,514
	NETHERLANDS		18,386	12,357,712
	PAKISTAN		157	489,608
	PANAMA		316	15,392
	PHILIPPINES		1,000	543,000
	PORTUGAL		5,013	1,740,078
	REP. OF SOUTH AFRICA		2,134	54,558
	REPUBLIC OF KOREA		15,510	1,814,936
	SAUDI ARABIA		1,480	1,295,230
	SINGAPORE		580	276,891
	SPAIN		49,406	6,997,581
	ST. LUCIA		87	6,629
	ST.CHRISTOPHER-NEVIS		3,332	14,499
	ST.VINCENT @ THE GRENADINES		2,091	11,105
	SWITZERLAND		23,045	18,911,652
	TRINIDAD @ TOBAGO		256,610	574,075
	TURKEY		164	180,620
	UNITED KINGDOM OF GT BRITAIN		63,981	57,715,844
	VENEZUELA		45	4,552
3005100000	ADHESIVE DRESSINGS AND OTHER ARTCL HAVING ADH LAY	KG	25,263	359,075
	CANADA		1,639	23,296
	DOMINICAN REPUBLIC		23,311	42,789
	JAPAN		109	4,878
	PHILIPPINES		23	3,858
	UNITED KINGDOM OF GT BRITAIN		181	284,254
3005900000	WADDING, GAUZE AND SIMILAR ARTICLES ETC NESOI	KG	122,889	1,659,585
	BELGIUM		1,393	20,512
	CANADA		392	5,249
	CHILE		1,239	25,583
	DOMINICAN REPUBLIC		19,563	423,983
	GERMANY		13,435	440,165
	GUATEMALA		356	7,629
	INDIA		748	13,641
	INDONESIA		1	6,605
	ITALY		1,227	29,466
	MEXICO		5,314	111,234
	NAMIBIA		631	6,504
	NETHERLANDS		7,971	133,043
	PANAMA		4,025	37,878
	PORTUGAL		119	2,525
	SPAIN		1,092	19,200
	THAILAND		1,159	23,199
	VENEZUELA		64,224	353,169
3006100000	STERILE SURGICAL CATGUT, SIMILAR STERILE MATER ETC	KG	94,449	32,474,793
	DOMINICAN REPUBLIC		38,707	11,238,076
	HONG KONG		151	37,873
	JAMAICA		1,386	2,564
	UNITED KINGDOM OF GT BRITAIN		54,205	21,196,280
3006200000	BLOOD-GROUPING REAGENTS	KG	110	459,267
	BRITISH VIRGIN ISLANDS		12	3,345
	DOMINICAN REPUBLIC		98	455,922
3006300000	OPACIFYING PREPARATIONS FOR X-RAY EXAMINATIONS ETC	KG	11,874	2,323,619
	ARGENTINA		1,161	144,426
	BARBADOS		53	3,763
	CANADA		1,136	276,715
	MEXICO		188	95,721
	NORWAY		8,891	1,770,681
	URUGUAY		445	32,313

TABLE 5 - EXPORTS OF MERCHANDISE FROM PUERTO RICO TO FOREIGN COUNTRIES,
BY COMMODITY AND COUNTRY OF DESTINATION: FISCAL YEAR 2001

COMM CODE	DESCRIPTION AND COUNTRY	UNIT	QUANTITY	VALUE - $
3006400000	DENTAL CEMENTS AND OTHER DENTAL FILLINGS ETC	KG	14,699	1,722,870
	DOMINICAN REPUBLIC		168	60,271
	GERMANY		14,531	1,662,599
3006500000	FIRST-AID BOXES AND KITS	KG	93,542	1,031,864
	IRELAND		2,624	17,864
	REP. OF SOUTH AFRICA		90,918	1,014,000
3006600000	CHEMICAL CONTRACEPTIVE PREPS BASED ON HORMONES ETC	KG	368,331	17,897,309
	BANGLADESH		120,690	4,316,067
	BRAZIL		5,062	437,479
	CANADA		5,094	2,917,251
	COLOMBIA		443	34,774
	FRANCE		1,281	300,138
	GERMANY		3,994	98,672
	IRELAND		76,611	4,714,702
	PHILIPPINES		136,352	4,348,960
	REP. OF SOUTH AFRICA		50	43,327
	SWITZERLAND		138	78,071
	UNITED KINGDOM OF GT BRITAIN		736	20,780
	ZIMBABWE		17,880	587,088
	FERTILIZERS	TOTAL		314,264
3100000000	FERTILIZERS A FERT MATERIALS	X		314,264
	ANTIGUA			11,220
	BRITISH VIRGIN ISLANDS			3,575
	DOMINICAN REPUBLIC			6,500
	GERMANY			103,684
	NETHERLAND ANTIL. EXC ARUBA			10,285
	ST.VINCENT @ THE GRENADINES			4,000
	TRINIDAD @ TOBAGO			25,000
	VENEZUELA			150,000
	TANNING OR DYEING EXTRACTS; TANNINS AND THEIR DERIVATIVES; DYES, PIGMENTS AND OTHER COLORING MATTER ; PAINTS AND VARNISHES; PUTTY AND OTHER MASTICS; INKS	TOTAL		4,613,320
3201900000	TANNING EXTRACTS OF VEGETABLE ORIGIN, NESOI	KG	72,151	368,016
	DOMINICAN REPUBLIC		72,151	368,016
3204170000	PIGMENTS & PREPARATIONS BASED THEREON	KG	1,640	11,909
	DOMINICAN REPUBLIC		557	6,973
	ST.CHRISTOPHER-NEVIS		1,083	4,936
3204196000	OTHER INCLUDING MIXTURES, NESOI	KG	1,359	13,335
	COSTA RICA		1,359	13,335
3205000050	COLOR LAKES & PREPS, IN NOTE 3 TO THIS CHAP, NESOI	KG	5,021	78,322
	BARBADOS		21	6,772
	UNITED KINGDOM OF GT BRITAIN		5,000	71,550
3207100000	PREPARED PIGMENTS,OPACIFIERS,COLORS & SIMILAR PREP	KG	2,442	25,598
	COSTA RICA		1,604	15,534
	TRINIDAD @ TOBAGO		838	10,064
3207300000	LIQUID LUSTRES AND SIMILAR PREPARATIONS	KG	191	115,415
	GERMANY		21	99,612
	JAPAN		170	15,803
3207400000	GLASS FRIT & OTH GLASS, IN FORM OF POWDER/FLAKES	KG	13	3,300
	CHINA,PEOPLE'S REP.(MAINLAND)		13	3,300
3208100000	PAINTS & VARNISHES,IN NONAQUEOUS MEDIUM,POLYESTERS	L	5,813	33,751
	ANTIGUA		792	7,917
	BARBADOS		1,980	3,900
	HONDURAS		751	13,260
	NAMIBIA		2,290	8,674
3208200000	PAINTS & VARNISHES,NONAQUEUS,ACRYLIC/VINYL POLYMER	L	265,125	768,473
	ANGUILLA		5,595	14,804
	ANTIGUA		7,335	24,601
	ARUBA		21,215	59,593
	BRITISH VIRGIN ISLANDS		3,016	6,754
	CHILE		1,441	15,829

TABLE 5 - EXPORTS OF MERCHANDISE FROM PUERTO RICO TO FOREIGN COUNTRIES,
BY COMMODITY AND COUNTRY OF DESTINATION: FISCAL YEAR 2001

COMM CODE	DESCRIPTION AND COUNTRY	UNIT	QUANTITY	VALUE - $
	COSTA RICA		56,198	252,618
	DOMINICAN REPUBLIC		30,647	98,038
	GUADELOUPE		3,593	11,162
	JAMAICA		69,590	194,899
	NAMIBIA		4,836	12,599
	NETHERLAND ANTIL. EXC ARUBA		2,412	13,318
	ST. LUCIA		36,769	36,552
	ST.CHRISTOPHER-NEVIS		6,024	3,324
	VENEZUELA		16,454	24,382
3208900000	PAINTS & VARNISHES,IN NONAQUEUS MEDIUM,NESOI	L	426,242	2,723,544
	ANGUILLA		1,114	6,650
	ANTIGUA		6,099	26,244
	ARUBA		12,090	50,439
	BAHAMAS		985	2,514
	BARBADOS		13,299	220,616
	BRITISH VIRGIN ISLANDS		8,232	90,324
	CHILE		3,599	7,539
	COSTA RICA		69,323	324,259
	DOMINICAN REPUBLIC		97,134	810,145
	GUATEMALA		15,492	132,028
	HONDURAS		5,008	35,977
	JAMAICA		109,681	425,681
	MEXICO		6,935	49,333
	MONTSERRAT		1,529	3,774
	NAMIBIA		5,009	22,056
	NETHERLAND ANTIL. EXC ARUBA		21,852	220,736
	PANAMA		10,381	78,427
	ST.CHRISTOPHER-NEVIS		911	3,111
	TRINIDAD @ TOBAGO		37,569	213,691
3209100000	PAINTS & VARNISHES,AQUEUS, ACRYLIC OR VINYL POLYMR	L	37,968	156,988
	ANTIGUA		6,038	23,158
	ARUBA		8,919	11,584
	BRITISH VIRGIN ISLANDS		1,315	7,230
	DOMINICAN REPUBLIC		17,746	97,600
	MONTSERRAT		890	9,609
	NAMIBIA		3,060	7,807
3209900000	PAINTS & VARNISHES,IN AN AQUEOUS MEDIUM, NESOI	L	16,274	65,431
	ANTIGUA		1,600	2,681
	ARUBA		4,801	6,235
	BARBADOS		2,071	9,064
	DOMINICAN REPUBLIC		7,802	47,451
3210000000	OTHER PAINTS & VARNISH,PREP WATER PIGMTS FOR LETHR	L	8,829	39,510
	ANGUILLA		1,152	6,330
	ANTIGUA		584	3,208
	BARBADOS		1,161	6,450
	NAMIBIA		4,494	20,640
	ST.CHRISTOPHER-NEVIS		1,438	2,882
3211000000	PREPARED DRIERS	KG	6,039	18,480
	DOMINICAN REPUBLIC		6,039	18,480
3212100000	STAMPING FOILS	M2	92,275	46,137
	CHILE		92,275	46,137
3212900050	PIGMENTS,NONAQUEUS,OTH COLORING MAT,RETAIL,NESOI	KG	19,989	56,864
	COLOMBIA		288	9,765
	DOMINICAN REPUBLIC		18,207	32,983
	HAITI		1,494	14,116
3214100010	CAULKING COMPOUNDS	KG	131	21,000
	DOMINICAN REPUBLIC		131	21,000
3214905000	GLAZERS' PUTTY,ETC, NESOI	KG	4,958	37,847
	BRAZIL		218	5,313
	DOMINICAN REPUBLIC		1,027	3,650
	ECUADOR		1,434	3,960
	JAPAN		1,252	21,524
	TRINIDAD @ TOBAGO		1,027	3,400
3215110030	PRINTING INK, BLACK, GRAVURE	KG	456	6,732
	BRITISH VIRGIN ISLANDS		407	2,822
	ST. LUCIA		49	3,910
3215190060	PRINTING INK, OTHER THAN BLACK, NESOI	KG	5,760	10,067

TABLE 5 - EXPORTS OF MERCHANDISE FROM PUERTO RICO TO FOREIGN COUNTRIES,
BY COMMODITY AND COUNTRY OF DESTINATION: FISCAL YEAR 2001

COMM CODE	DESCRIPTION AND COUNTRY	UNIT	QUANTITY	VALUE - $
	DOMINICAN REPUBLIC		5,760	10,067
3215905000	INK,NESOI	KG	1,374	12,601
	CANADA		1,374	12,601
	ESSENTIAL OILS AND RESINOIDS; PERFUMERY, COSMETIC OR TOILET PREPARATIONS	TOTAL		23,069,348
3301250020	ESSENTIAL OILS OF SPEARMINT	KG	631	9,399
	BRAZIL		631	9,399
3301296000	ESSENTIAL OILS, EXC THOSE OF CITRUS FRUIT, NESOI	KG	809	13,629
	DOMINICAN REPUBLIC		809	13,629
3301300000	RESINOIDS	KG	36,047	44,400
	EL SALVADOR		36,047	44,400
3301905000	CONCRETES& ABSOL;CONCENTRAT,ETC OF ESSEN OIL,NESOI	KG	20,443	324,839
	HONDURAS		20,443	324,839
3302100000	MIXTURES ODORIFEROUS SUBSTANCE USE FOOD/ DRINK IND	KG	196,253	2,746,732
	BARBADOS		156,085	2,689,149
	CANADA		3,737	30,180
	DOMINICAN REPUBLIC		36,431	27,403
3302900050	ODORIFEROUS SUBSTANCE USE AS RAW MATER IND, NESOI	KG	6,515	579,793
	DOMINICAN REPUBLIC		6,389	66,881
	GUADELOUPE		11	11,712
	IRELAND		115	501,200
3303000000	PERFUMES AND TOILET WATERS	KG	119,019	2,229,276
	ARGENTINA		1,511	26,896
	ARUBA		52,068	703,927
	BAHAMAS		177	3,588
	BARBADOS		744	13,706
	DOMINICAN REPUBLIC		26,126	306,119
	EL SALVADOR		172	3,150
	FRANCE		3,517	25,000
	GUADELOUPE		768	65,273
	JAMAICA		481	10,490
	NAMIBIA		2,310	112,044
	NETHERLAND ANTIL. EXC ARUBA		8,376	500,296
	NETHERLANDS		703	40,761
	PANAMA		9,861	169,837
	SINGAPORE		500	19,350
	SPAIN		2,276	25,595
	TRINIDAD @ TOBAGO		696	37,054
	UNITED ARAB EMIRATES		8,733	166,190
3304100000	LIP MAKE-UP PREPARATIONS	X		373,283
	ANGUILLA			2,676
	ARUBA			10,561
	BAHAMAS			2,611
	BARBADOS			17,060
	BRITISH VIRGIN ISLANDS			35,457
	DOMINICAN REPUBLIC			7,529
	JAMAICA			25,036
	NETHERLAND ANTIL. EXC ARUBA			14,037
	PANAMA			217,468
	TRINIDAD @ TOBAGO			40,848
3304200000	EYE MAKE-UP PREPARATIONS	X		750,286
	ARUBA			8,561
	BARBADOS			7,235
	DOMINICAN REPUBLIC			7,633
	JAMAICA			15,235
	NETHERLAND ANTIL. EXC ARUBA			17,234
	PANAMA			687,257
	TRINIDAD @ TOBAGO			7,131
3304300000	MANICURE OR PEDICURE PREPARATIONS	X		268,337
	ARUBA			7,956
	BARBADOS			3,453
	CHILE			31,790
	DOMINICAN REPUBLIC			16,017
	ECUADOR			16,836

TABLE 5 - EXPORTS OF MERCHANDISE FROM PUERTO RICO TO FOREIGN COUNTRIES,
BY COMMODITY AND COUNTRY OF DESTINATION: FISCAL YEAR 2001

COMM CODE	DESCRIPTION AND COUNTRY	UNIT	QUANTITY	VALUE - $
	NETHERLAND ANTIL. EXC ARUBA			65,611
	PANAMA			50,392
	TRINIDAD @ TOBAGO			4,839
	VENEZUELA			71,443
3304910050	MAKE-UP POWDER, WHETHER/NT COMPRESSED, NESOI	X		994,508
	ARUBA			154,930
	BAHAMAS			19,586
	BARBADOS			27,233
	BRITISH VIRGIN ISLANDS			10,124
	DOMINICAN REPUBLIC			80,788
	ECUADOR			26,227
	EL SALVADOR			3,339
	GRENADA			2,540
	JAMAICA			51,658
	MEXICO			20,253
	NAMIBIA			71,506
	NETHERLAND ANTIL. EXC ARUBA			79,161
	PANAMA			298,399
	ST. LUCIA			21,448
	TRINIDAD @ TOBAGO			96,948
	URUGUAY			16,281
	VENEZUELA			14,087
3304991000	PETROLEUM JELLY PUT UP FOR RETAIL SALE	X		3,039
	BAHAMAS			3,039
3304995000	BEAUTY & SKIN CARE PREPARATION, NESOI	X		2,215,696
	ARUBA			209,352
	AUSTRALIAN ISLANDS			250,445
	BAHAMAS			3,330
	BARBADOS			212,000
	BRITISH VIRGIN ISLANDS			250,081
	CAYMAN ISLANDS			8,917
	DOMINICAN REPUBLIC			147,095
	EL SALVADOR			18,104
	GRENADA			10,528
	HAITI			31,418
	HONG KONG			15,183
	ITALY			2,778
	NAMIBIA			3,607
	NETHERLAND ANTIL. EXC ARUBA			569,710
	NETHERLANDS			9,867
	PANAMA			105,428
	PERU			27,573
	SPAIN			25,719
	ST. LUCIA			14,953
	ST.VINCENT @ THE GRENADINES			6,796
	TRINIDAD @ TOBAGO			161,567
	UNITED KINGDOM OF GT BRITAIN			131,245
3305100000	SHAMPOOS	X		665,652
	ARGENTINA			41,506
	ARUBA			20,482
	AUSTRALIAN ISLANDS			37,661
	BAHAMAS			2,880
	BARBADOS			5,843
	CHRISTMAS ISLAND			236,000
	DOMINICAN REPUBLIC			25,000
	ECUADOR			8,547
	GRENADA			3,155
	GUYANA			2,510
	HAITI			15,775
	HONG KONG			26,755
	JAMAICA			27,001
	NAMIBIA			6,697
	NETHERLAND ANTIL. EXC ARUBA			21,084
	PANAMA			4,597
	SPAIN			137,310
	THAILAND			6,876
	TRINIDAD @ TOBAGO			35,973

TABLE 5 - EXPORTS OF MERCHANDISE FROM PUERTO RICO TO FOREIGN COUNTRIES,
BY COMMODITY AND COUNTRY OF DESTINATION: FISCAL YEAR 2001

COMM CODE	DESCRIPTION AND COUNTRY	UNIT	QUANTITY	VALUE - $
3305300000	HAIR LACQUERS	KG	60,546	507,698
	GUADELOUPE		2,798	25,536
	MEXICO		57,748	482,162
3305900000	PREPARATIONS FOR USE ON THE HAIR, NESOI	KG	613,991	4,166,693
	ARGENTINA		6,806	76,836
	ARUBA		17,509	69,471
	AUSTRALIAN ISLANDS		28,896	291,493
	BAHAMAS		1,710	6,759
	BARBADOS		8,677	28,701
	BRAZIL		7,391	36,343
	BRITISH VIRGIN ISLANDS		2,000	18,253
	DOMINICAN REPUBLIC		89,639	153,147
	HAITI		2,334	2,992
	HONG KONG		1,488	7,981
	JAMAICA		367	5,670
	MEXICO		152,640	1,208,709
	NETHERLAND ANTIL. EXC ARUBA		15,694	161,558
	NETHERLANDS		9,521	55,850
	PANAMA		9,894	62,487
	PERU		2,109	36,127
	SPAIN		22,992	161,721
	THAILAND		23,503	154,363
	TRINIDAD @ TOBAGO		27,008	179,381
	UNITED KINGDOM OF GT BRITAIN		183,813	1,448,851
3306100000	DENTIFRICES	X		253,934
	ARGENTINA			249,149
	JAMAICA			4,785
3306200000	YARN USED TO CLEAN BETWEN THE TEETH (DENTAL FLOSS)	X		19,466
	ANTIGUA			11,234
	DOMINICAN REPUBLIC			4,610
	JAMAICA			3,622
3306900000	PREPARATIONS FOR ORAL/DENTAL HYGIENE, NESOI	KG	638,696	4,173,968
	ANTIGUA		5,622	26,784
	ARGENTINA		43,053	405,900
	ARUBA		32,838	229,994
	BAHAMAS		4,600	50,884
	BARBADOS		23,445	123,809
	BERMUDA		10,246	43,251
	BRAZIL		42,316	436,257
	BRITISH VIRGIN ISLANDS		4,582	30,158
	CAYMAN ISLANDS		1,968	9,480
	COLOMBIA		821	12,023
	DOMINICA		1,362	7,567
	DOMINICAN REPUBLIC		8,618	18,500
	GRENADA		5,217	28,192
	GUYANA		10,216	46,870
	HAITI		771	6,929
	ITALY		93,415	711,933
	JAMAICA		243,985	1,368,272
	NAMIBIA		2,412	22,825
	NETHERLAND ANTIL. EXC ARUBA		52,301	326,306
	ST. LUCIA		3,553	17,781
	ST.CHRISTOPHER-NEVIS		9,494	52,546
	ST.VINCENT @ THE GRENADINES		1,137	5,774
	SURINAME		3,760	16,451
	TRINIDAD @ TOBAGO		32,964	175,482
3307100000	PRE-SHAVE, SHAVING OR AFTER-SHAVE PREPARATIONS	X		239,420
	ARUBA			39,594
	BAHAMAS			10,863
	BARBADOS			18,628
	BRITISH VIRGIN ISLANDS			4,311
	DOMINICAN REPUBLIC			5,406
	JAMAICA			56,230
	NETHERLAND ANTIL. EXC ARUBA			33,569
	PANAMA			4,074
	ST. LUCIA			3,139
	TRINIDAD @ TOBAGO			63,606

TABLE 5 - EXPORTS OF MERCHANDISE FROM PUERTO RICO TO FOREIGN COUNTRIES,
BY COMMODITY AND COUNTRY OF DESTINATION: FISCAL YEAR 2001

COMM CODE	DESCRIPTION AND COUNTRY	UNIT	QUANTITY	VALUE - $
3307200000	PERSONAL DEODORANTS AND ANTIPERSPIRANTS	X		1,608,080
	ANTIGUA			11,227
	ARUBA			43,814
	BAHAMAS			100,167
	BARBADOS			135,417
	BELGIUM			52,529
	BELIZE			6,601
	BRITISH VIRGIN ISLANDS			5,670
	CAYMAN ISLANDS			10,043
	DOMINICAN REPUBLIC			90,556
	GRENADA			15,046
	HAITI			24,197
	JAMAICA			385,031
	MEXICO			130,488
	NETHERLAND ANTIL. EXC ARUBA			141,966
	PANAMA			47,141
	ST. LUCIA			24,385
	ST.CHRISTOPHER-NEVIS			13,480
	ST.VINCENT @ THE GRENADINES			4,813
	TRINIDAD @ TOBAGO			365,509
3307300000	PERFUMED BATH SALTS AND OTHER BATH PREPARATIONS	KG	35,126	229,546
	ARUBA		35,126	229,546
3307410000	ODORIFEROUS PREPARATIONS WHICH OPERATE BY BURNING	X		5,000
	DOMINICAN REPUBLIC			5,000
3307900000	PERFUMERY, COSMETIC OR TOILET PREPARATIONS, NESOI	X		646,674
	CANADA			67,503
	DENMARK			3,029
	DOMINICAN REPUBLIC			95,462
	MEXICO			6,935
	NETHERLAND ANTIL. EXC ARUBA			33,000
	SWEDEN			7,625
	TRINIDAD @ TOBAGO			15,362
	UNITED KINGDOM OF GT BRITAIN			68,838
	VENEZUELA			348,920
	SOAP, ORGANIC SURFACE-ACTIVE AGENTS, WASHING PREPARATIONS, LUBRICATING PREPARATIONS, ARTIFICIAL WAXES, PREPARED WAXES, POLISHING OR SCOURING PREPARATIONS, CANDLES AND SIMILAR ARTICLES , MODELING PASTES, DENTAL WAXES AND DENTAL PREPARATIONS WITH A BASIS OF PLASTER	TOTAL		2,541,117
3401110000	SOAP & OTH ORGANIC SURF ACT PROD, TOILET USE, BARS	KG	678	3,030
	NAMIBIA		678	3,030
3401190000	SOAP & OTH ORGN SURF ACT PROD NOT TOILET USE,BARS	KG	452	10,779
	DOMINICAN REPUBLIC		394	7,799
	NETHERLAND ANTIL. EXC ARUBA		58	2,980
3401200000	SOAP IN OTHER FORMS	KG	46,976	54,568
	BARBADOS		113	3,246
	GUADELOUPE		22,917	25,789
	NETHERLAND ANTIL. EXC ARUBA		23,946	25,533
3402110000	SOAP & OTH ORGN SURF-ACT PROD NOT TOILET USE, BARS	KG	2,481	4,950
	NAMIBIA		2,481	4,950
3402195000	ORGANIC SURF ACT AGENTS, OTHER, NOT AROMATIC	KG	4,197	13,645
	NAMIBIA		907	4,512
	VENEZUELA		3,290	9,133
3402205000	PREP FOR RETAIL SALE,NOT CONT AROMATIC SURF ACT AG	KG	9,675	25,093
	ANTIGUA		9,299	17,346
	DOMINICAN REPUBLIC		376	7,747
3402905010	CLEANING PREPARATIONS	KG	12,485	30,222
	DOMINICA		7,345	11,560
	HAITI		2,830	12,250
	JAMAICA		2,199	3,730
	NAMIBIA		111	2,682
3402905030	CLEANING PREPARATIONS	KG	5,288,260	2,228,005

TABLE 5 - EXPORTS OF MERCHANDISE FROM PUERTO RICO TO FOREIGN COUNTRIES,
BY COMMODITY AND COUNTRY OF DESTINATION: FISCAL YEAR 2001

COMM CODE	DESCRIPTION AND COUNTRY	UNIT	QUANTITY	VALUE - $
	ANGUILLA		116,217	38,186
	ANTIGUA		359,484	89,827
	ARUBA		426,436	205,427
	BARBADOS		495,692	249,329
	BRITISH VIRGIN ISLANDS		204,412	130,179
	DOMINICA		85,377	32,798
	DOMINICAN REPUBLIC		90,149	112,734
	GRENADA		38,568	6,044
	GUADELOUPE		14,790	5,782
	JAMAICA		585,920	196,540
	MONTSERRAT		79,308	24,998
	NAMIBIA		4,399	15,538
	NETHERLAND ANTIL. EXC ARUBA		1,957,447	800,339
	PHILIPPINES		78,972	25,458
	ST. LUCIA		14,221	13,191
	ST.CHRISTOPHER-NEVIS		612,242	170,892
	TRINIDAD @ TOBAGO		124,626	110,743
3402905050	SURFACE-ACT PREP, NOT AROMATIC,NOT MODIFIED AROM	KG	84,904	28,629
	ANTIGUA		2,210	5,971
	DOMINICAN REPUBLIC		84	2,750
	JAMAICA		80,220	13,435
	ST.CHRISTOPHER-NEVIS		2,390	6,473
3403115000	PREP FOR,TREATMENT OF LEATHER FURS KINS,ETC, NESOI	KG	18,076	104,832
	CAYMAN ISLANDS		18,076	104,832
3405100000	POLISHES,CREAMS,PREPARATIONS FOR FOOTWEAR ORLEATHR	X		6,061
	DOMINICAN REPUBLIC			2,569
	NAMIBIA			3,492
3405900000	POLISHES AND CREAMS ETC, NESOI	X		10,416
	PANAMA			10,416
3407004000	PREP OF DENTAL WAX/DENTAL IMPRESSION COMPOUNDS ETC	KG	4,137	20,887
	NETHERLAND ANTIL. EXC ARUBA		4,137	20,887
	ALBUMINOIDAL SUBSTANCES;MODIFIED STARCHES; GLUES; ENZYMES	TOTAL	428,875	88,678,185
3502900000	ALBUMIN & ALBUMIN DERIVATIVES, NESOI	KG	895	113,118
	BARBADOS		184	23,118
	DOMINICAN REPUBLIC		711	90,000
3504001000	PROTEIN ISOLATES	KG	5,604	82,116,692
	SWITZERLAND		5,604	82,116,692
3505100040	MODIFIED STARCHES DERIVED FROM CORN (MAIZE) STARCH	KG	2,000	9,400
	MEXICO		2,000	9,400
3506100000	PROD USE AS GLUE/ADHESIVE, FOR SALE, NT WT <= 1 KG	KG	104,895	3,740,115
	AUSTRALIAN ISLANDS		3,681	109,716
	AUSTRIA		389	32,366
	BELGIUM		117	3,078
	BRAZIL		2,175	53,349
	CHINA (TAIWAN)		394	21,633
	CHINA,PEOPLE'S REP.(MAINLAND)		20,826	172,843
	COLOMBIA		4,482	121,420
	DENMARK		97	13,268
	DOMINICAN REPUBLIC		10,824	589,382
	FRANCE		1,359	147,533
	GERMANY		1,146	93,978
	HONG KONG		832	46,363
	IRELAND		5,167	54,217
	ITALY		1,246	107,768
	JAPAN		24,371	914,416
	MEXICO		15,623	836,184
	PANAMA		6,426	7,410
	PHILIPPINES		39	5,989
	REP. OF SOUTH AFRICA		543	36,727
	SINGAPORE		1,203	59,397
	THAILAND		902	59,157
	UNITED KINGDOM OF GT BRITAIN		3,053	253,921
3506910000	ADHESIVES BASED ON RUBBER, FOR SALE, NET WT <=1 KG	KG	82,412	2,027,005
	AUSTRIA		544	34,498

TABLE 5 - EXPORTS OF MERCHANDISE FROM PUERTO RICO TO FOREIGN COUNTRIES,
BY COMMODITY AND COUNTRY OF DESTINATION: FISCAL YEAR 2001

COMM CODE	DESCRIPTION AND COUNTRY	UNIT	QUANTITY	VALUE - $
	CHINA,PEOPLE'S REP.(MAINLAND)		12,668	94,958
	DENMARK		67	9,247
	DOMINICAN REPUBLIC		26,944	313,483
	GERMANY		264	17,543
	HONG KONG		200	14,389
	IRELAND		100	6,477
	ITALY		119	9,062
	JAPAN		23,797	877,491
	MEXICO		13,562	456,868
	REP. OF SOUTH AFRICA		743	53,616
	SINGAPORE		3,404	139,373
3506990000	ADHESIVES, FOR RETAIL SALE, NET WT <=1 KG NESOI	KG	229,237	619,581
	CHILE		29,470	53,093
	COSTA RICA		19,770	50,147
	DOMINICAN REPUBLIC		91,584	251,687
	EL SALVADOR		9,310	26,196
	GEORGIA		2,380	54,672
	IRELAND		7,044	48,806
	PANAMA		65,543	125,140
	TRINIDAD @ TOBAGO		4,136	9,840
3507902000	PENCILLIN G AMIDASE	KG	3,672	45,898
	ARGENTINA		3,266	35,749
	BRAZIL		406	10,149
3507907000	ENZYMES AND PREPARED ENZYMES, NESOI	KG	160	6,376
	BELGIUM		160	6,376
	EXPLOSIVES; PYROTECHNIC PRODUCTS; MATCHES; PYROPHORIC ALLOYS; CERTAIN COMBUSTIBLE PREPARATIONS	TOTAL		123,373
3602000030	DYNAMITE IN CARTRIDGES SUITABLE FOR BLASTING	KG	24,914	55,340
	ANTIGUA		700	9,310
	BRITISH VIRGIN ISLANDS		8,424	36,720
	NETHERLAND ANTIL. EXC ARUBA		15,790	9,310
3602000060	PREPARED EXPLOSIVES, EXC PROPELLANT POWDERS, NESOI	KG	15	11,544
	SINGAPORE		15	11,544
3605000000	MATCHES, EXC PYROTECHNIC ARTICLES OF HDG 3604	GCN	1,512	21,319
	CZECH REPUBLIC		1,512	21,319
3606100000	LIQUID FUEL IN CONT FOR LIGHTERS NT EXCEED 300 CM3	NO	46,894	35,170
	HONG KONG		46,894	35,170
	PHOTOGRAPHIC OR CINEMATOGRAPHIC GOODS	TOTAL		270,597
3701100030	XRAY FILM FOR MEDICAL, OTHER THAN DENTAL IN FLAT	M2	8,841	85,148
	ANTIGUA		3,156	26,602
	BRITISH VIRGIN ISLANDS		784	6,600
	DOMINICAN REPUBLIC		4,585	38,649
	ST.CHRISTOPHER-NEVIS		316	13,297
3701910000	PHOTO PLATES & FILM FOR COLOR PHOTOGRAPHY, FLAT	X		49,625
	BRAZIL			3,241
	DOMINICAN REPUBLIC			43,228
	GUADELOUPE			3,156
3701997000	GRAPHIC ARTS FILM, EXCEPT DRY PLATES	M2	10	7,694
	ANTIGUA		10	7,694
3702100030	X-RAY FILM IN ROLLS FOR MEDICAL, OTHER THAN DENTAL	M2	35	5,135
	BRITISH VIRGIN ISLANDS		35	5,135
3702100060	X-RAY FILM IN ROLLS, EXCEPT FOR MEDICAL & DENTAL	M2	1,351	19,695
	DOMINICAN REPUBLIC		1,351	19,695
3702540000	OTH FLM,CLR PHOTO,OV 16MM,NT OV 35MM&<=30MM,EX,SLD	NO	1,620	14,880
	GRENADA		1,500	3,304
	GUADELOUPE		120	11,576
3702560030	MOTION-PICTURE FILM , OVER 35MM FOR COLOR PHOTO	M	84,860	22,829
	CHILE		25,385	6,829
	PERU		13,010	3,500
	VENEZUELA		46,465	12,500
3703906000	PHOTO PAPER,PAPERBOARD&TEXT SENSITIZE, UNEXP,NESOI	M2	11,122	22,813

TABLE 5 - EXPORTS OF MERCHANDISE FROM PUERTO RICO TO FOREIGN COUNTRIES,
BY COMMODITY AND COUNTRY OF DESTINATION: FISCAL YEAR 2001

COMM CODE	DESCRIPTION AND COUNTRY	UNIT	QUANTITY	VALUE - $
	ISRAEL		11,122	22,813
3705205000	PHOTO PLATE & FILM, EXPOS & DEVL, MICROFILM, NESOI	X		5,080
	TRINIDAD @ TOBAGO			5,080
3706900000	OTH MOTION-PICTURE FILM, EXPOS & DEVLP, < 35 MM	M	168	5,000
	VENEZUELA		168	5,000
3707100090	CHEMICAL SENSITIZING EMULSIONS FOR PHOTO USE,NESOI	KG	204	2,990
	ST. LUCIA		204	2,990
3707900000	CHEM PREP,PHOTO USE, MEAS/RTL SALE, NESOI	KG	29,255	29,708
	DOMINICAN REPUBLIC		29,063	26,636
	REP. OF SOUTH AFRICA		192	3,072
	MISCELLANEOUS CHEMICAL PRODUCTS	TOTAL	9,489,406	254,596,920
3808100000	INSECTICIDES	KG	40,850	980,875
	ANGUILLA		463	5,875
	ANTIGUA		640	14,136
	BAHAMAS		41	7,201
	BARBADOS		5,242	113,723
	BRITISH VIRGIN ISLANDS		129	6,850
	CAYMAN ISLANDS		69	13,560
	COLOMBIA		1,284	251,000
	DOMINICAN REPUBLIC		5,454	44,331
	GRENADA		2	2,670
	JAMAICA		5,163	161,810
	MONTSERRAT		278	6,187
	NAMIBIA		2,766	27,016
	NETHERLAND ANTIL. EXC ARUBA		6,886	137,947
	SPAIN		6,486	69,249
	ST. LUCIA		313	10,442
	ST.CHRISTOPHER-NEVIS		378	7,042
	ST.VINCENT @ THE GRENADINES		984	10,847
	SURINAME		562	15,155
	TRINIDAD @ TOBAGO		3,710	75,834
3808200000	FUNGICIDES	KG	141,182	84,890
	DOMINICAN REPUBLIC		61,702	33,442
	JAMAICA		79,339	40,000
	NETHERLAND ANTIL. EXC ARUBA		141	11,448
3808300000	HERBICIDES, ANTISPROUTING PRODUCTS & PLT-GRWTH REG	KG	454,862	59,202,906
	ANTIGUA		791	6,336
	ARGENTINA		13,271	954,000
	AUSTRALIAN ISLANDS		8,584	655,103
	BOLIVIA		3,990	39,141
	BRAZIL		252,168	4,979,390
	CHILE		623	143,000
	CHINA,PEOPLE'S REP.(MAINLAND)		1,500	600,000
	COLOMBIA		4,453	945,393
	COSTA RICA		1,575	309,508
	DOMINICAN REPUBLIC		17,351	91,992
	FRANCE		23,351	3,813,600
	INDONESIA		1,841	290,904
	JAPAN		114,115	45,103,750
	MEXICO		1,177	286,489
	NETHERLAND ANTIL. EXC ARUBA		13	11,895
	PARAGUAY		9,946	968,065
	TRINIDAD @ TOBAGO		113	4,340
3808400000	DISINFECTANTS	KG	1,609	2,578
	BRITISH VIRGIN ISLANDS		1,609	2,578
3808900000	RODENTICIDES AND SIMILAR PRODUCTS, FOR RETAIL SALE	KG	180,007	436,964
	ANTIGUA		7,282	45,330
	ARUBA		368	2,545
	BARBADOS		2,322	8,251
	COLOMBIA		1,192	257,616
	GUYANA		3,573	10,044
	JAMAICA		159,743	95,092
	NETHERLAND ANTIL. EXC ARUBA		1,191	3,348
	SURINAME		4,336	14,738
3810100000	PICKLING PREP FOR METAL SURFACES, SOLDERING, ETC	KG	904	4,246

TABLE 5 - EXPORTS OF MERCHANDISE FROM PUERTO RICO TO FOREIGN COUNTRIES,
BY COMMODITY AND COUNTRY OF DESTINATION: FISCAL YEAR 2001

COMM CODE	DESCRIPTION AND COUNTRY	UNIT	QUANTITY	VALUE - $
	DOMINICAN REPUBLIC		904	4,246
3811210000	ADDITIVE FOR LUB OIL CONT PETRO/BITUMINOUS MINRL	KG	58,924	51,321
	DOMINICAN REPUBLIC		58,924	51,321
3811290000	ADD FOR LUB OILS, EX THOSE WITH PETROL OIL ETC	KG	40,824	28,000
	DOMINICAN REPUBLIC		40,824	28,000
3811900000	ADDITIVES FOR LUBRICATING OILS, NESOI	KG	19,841	12,036
	ST. LUCIA		19,841	12,036
3812200000	COMPOUND PLASTICIZERS FOR RUBBER OR PLASTICS	KG	60,944	54,100
	DOMINICAN REPUBLIC		60,944	54,100
3814000000	ORGANIC COMPOSITE SOLVENTS & THINNERS, NESOI	KG	72,545	201,789
	ANTIGUA		5,040	9,962
	NAMIBIA		14,825	32,630
	NETHERLAND ANTIL. EXC ARUBA		35,236	135,209
	ST.CHRISTOPHER-NEVIS		17,444	23,988
3815900000	REACTION INITIATORS & ACCELERATORS, ETC, NESOI	KG	48,227	11,420
	HONG KONG		48,227	11,420
3816000010	REFRACTORY CEMENTS,MORTARS,CONCRETES OF CLAY	KG	35,519	9,843
	DOMINICAN REPUBLIC		35,519	9,843
3816000050	REFRACTORY CEMENTS, MORTARS, EXC OF 3801, NESOI	KG	45,202	47,248
	BRITISH VIRGIN ISLANDS		9,036	5,808
	DOMINICAN REPUBLIC		36,166	41,440
3819000000	HYDRAULIC BRAKE FLUIDS/LIQ FOR HYDRAULIC TRANS ETC	KG	16,232	30,362
	DOMINICAN REPUBLIC		16,232	30,362
3820000000	ANTIFREEZING PREP & PREPARED DEICING FLUIDS	KG	25,507	34,518
	ANTIGUA		12,937	16,770
	BARBADOS		4,255	2,702
	DOMINICAN REPUBLIC		8,315	15,046
3821000000	PREPARED CULTURA MEDIA FOR DEVEL OF MICROORGANISMS	KG	4	2,682
	VENEZUELA		4	2,682
3822000000	COMPOSITE DIAGNOSTIC/LAB REAGENTS, EXC 3002/3006	KG	4,206,607	182,288,031
	AUSTRALIAN ISLANDS		3,156	1,396,474
	BARBADOS		248	43,516
	BELGIUM		1,650,221	56,728,829
	BRITISH VIRGIN ISLANDS		40	8,445
	CHILE		200	32,435
	CHINA (TAIWAN)		5,797	1,069,508
	CHINA,PEOPLE'S REP.(MAINLAND)		1,804	445,640
	COLOMBIA		5,421	31,189
	CROATIA		1,440	444,282
	CZECH REPUBLIC		4,418	412,149
	DENMARK		1,845	427,891
	DOMINICAN REPUBLIC		14,725	733,538
	GERMANY		2,229,204	51,801,911
	GUATEMALA		6	2,640
	HONG KONG		290	136,510
	INDIA		2,207	88,090
	INDONESIA		44	5,250
	IRELAND		422	28,216
	ISRAEL		107	23,250
	ITALY		42,846	8,167,465
	JAMAICA		537	91,399
	JAPAN		35,339	7,651,491
	MEXICO		4,994	611,755
	NEW ZEALAND ISLANDS		897	297,872
	POLAND		11,497	1,554,000
	REP. OF SOUTH AFRICA		5,052	724,020
	REPUBLIC OF KOREA		10,427	1,196,707
	SINGAPORE		10,313	2,312,677
	SLOVAK REPUBLIC(SLOVAKIA)		4,420	3,016,088
	SLOVENIA		1,219	256,220
	SPAIN		40,957	4,741,898
	THAILAND		186	23,362
	TRINIDAD @ TOBAGO		100	7,237
	UNITED ARAB EMIRATES		9,064	1,200,398
	UNITED KINGDOM OF GT BRITAIN		107,164	36,575,679
3824400000	PREPARED ADDITIVES FOR CEMENTS, MORTARS/CONCRETES	KG	694,175	604,194
	ANTIGUA		24,891	68,469

TABLE 5 - EXPORTS OF MERCHANDISE FROM PUERTO RICO TO FOREIGN COUNTRIES,
BY COMMODITY AND COUNTRY OF DESTINATION: FISCAL YEAR 2001

COMM CODE	DESCRIPTION AND COUNTRY	UNIT	QUANTITY	VALUE - $
	BARBADOS		40,576	27,170
	BRITISH VIRGIN ISLANDS		28,325	64,775
	COSTA RICA		18,914	17,589
	DOMINICAN REPUBLIC		18,711	25,604
	HONDURAS		106,005	81,234
	NAMIBIA		18,940	26,319
	NICARAGUA		55,180	57,769
	PANAMA		299,281	186,124
	ST.CHRISTOPHER-NEVIS		33,094	35,179
	TRINIDAD @ TOBAGO		50,258	13,962
3824790000	ACYCLIC PERHALOGENATED DERIVATIVES, NESOI	KG	20	3,169
	JAMAICA		20	3,169
3824909040	MIXTURES, ACYCLIC, MONOHYDRIC, UNSUBST ALCH, NESOI	KG	891,333	4,975,895
	AUSTRALIAN ISLANDS		2,815	7,850
	BRAZIL		3,946	11,000
	CHINA (TAIWAN)		1,040	2,898
	COSTA RICA		1,204	3,356
	INDONESIA		1,076	3,000
	ISRAEL		1,076	3,000
	JAPAN		322,715	1,432,023
	PHILIPPINES		8,570	23,900
	SINGAPORE		2,011	5,606
	UNITED KINGDOM OF GT BRITAIN		546,880	3,483,262
3824909060	CHEM PRODUCTS & PREP OF CHEM/ALLIED INDUSTRY,NESOI	KG	2,454,088	5,529,853
	AUSTRALIAN ISLANDS		73	12,723
	BARBADOS		108,515	823,087
	BRAZIL		19,859	106,356
	DOMINICAN REPUBLIC		6,931	14,183
	FRANCE		110	110,000
	INDIA		8,703	39,289
	IRELAND		750	470,250
	JAMAICA		17,760	87,783
	JAPAN		516	427,242
	MEXICO		63	29,284
	NETHERLAND ANTIL. EXC ARUBA		21,928	4,140
	NETHERLANDS		28,182	175,000
	POLAND		2,101,975	1,033,169
	REPUBLIC OF KOREA		24,232	187,749
	SINGAPORE		7,829	99,066
	THAILAND		8,555	60,301
	TRINIDAD @ TOBAGO		32,838	72,668
	UNITED KINGDOM OF GT BRITAIN		65,269	1,777,563
	PLASTICS AND ARTICLES THEREOF; RUBBER AND ARTICLES THEREOF	TOTAL		52,186,845
	PLASTICS AND ARTICLES THEREOF	TOTAL		50,757,951
3901100010	LINEAR LOW DENSITY POLYETHYLENE,SPEC GRAV < 0.94	KG	46,384	25,969
	HONG KONG		18,436	7,406
	NICARAGUA		10,000	7,614
	PERU		17,948	10,949
3901100020	LOW DENSITY POLYETHYLENE,EXCEPT LINEAR,SP GR <0.94	KG	68,387	55,607
	DOMINICAN REPUBLIC		39,916	43,120
	HONG KONG		17,971	4,492
	NICARAGUA		10,500	7,995
3901100030	MEDIUM DENSITY POLYETHYLENE, SPEC GRAVITY <0.94	KG	1,881,892	1,046,706
	PERU		1,881,892	1,046,706
3901306000	ETHYLENE-VINYL ACETATE COPOLYMERS,NESOI	KG	7,551	24,298
	DOMINICAN REPUBLIC		7,551	24,298
3901909000	POLYMERS OF ETHYLENE IN PRIMARY FORM,NESOI	KG	46,524	32,232
	CHINA,PEOPLE'S REP.(MAINLAND)		8,329	23,460
	DOMINICAN REPUBLIC		38,195	8,772
3902100000	POLYPROPYLENE	KG	1,934,141	438,294
	GERMANY		10,986	14,864
	PERU		1,923,155	423,430
3902300000	PROPYLENE COPOLYMERS	KG	116,765	90,484

TABLE 5 - EXPORTS OF MERCHANDISE FROM PUERTO RICO TO FOREIGN COUNTRIES,
BY COMMODITY AND COUNTRY OF DESTINATION: FISCAL YEAR 2001

COMM CODE	DESCRIPTION AND COUNTRY	UNIT	QUANTITY	VALUE - $
	CHINA (TAIWAN)		32,338	10,177
	HONG KONG		48,139	39,607
	JAMAICA		36,288	40,700
3902900010	POLYBUTYLENE	KG	391	2,625
	NAMIBIA		391	2,625
3903110000	POLYSTYRENE,EXPANDABLE	KG	106,148	114,503
	DOMINICAN REPUBLIC		87,754	106,260
	HONG KONG		18,394	8,243
3903190000	POLYSTYRENE,NESOI	KG	2,499	3,214
	TRINIDAD @ TOBAGO		2,499	3,214
3903900000	POLYMERS OF STYRENE, IN PRIMARY FORMS, NESOI	KG	115,564	96,801
	CHINA (TAIWAN)		55,074	34,227
	HONG KONG		41,225	32,214
	TRINIDAD @ TOBAGO		19,265	30,360
3904100000	POLYVINYL CHLORIDE,NOT MIXED WITH ANY OTH SUBSTANC	KG	77,547	121,991
	COLOMBIA		19,068	12,819
	DOMINICAN REPUBLIC		36,800	72,318
	HONG KONG		21,679	36,854
3904220000	OTHER POLYMERS OF POLYVINYL CHLORIDE,PLASTICIZED	KG	588,545	2,055,775
	CHILE		18,273	31,400
	COLOMBIA		2,672	1,154,560
	DOMINICAN REPUBLIC		549,323	760,815
	PERU		18,277	109,000
3905120000	POLYMERS OF VINYL ACETATE,IN AQUEOUS DISPERSION	KG	244,917	251,370
	BARBADOS		13,608	18,600
	HAITI		45,360	33,900
	JAMAICA		185,949	198,870
3905190000	POLYMERS OF VINYL ACETATE,NOT IN AQUEOUS DISPERS	KG	4,536	5,550
	JAMAICA		4,536	5,550
3905210000	VINYL ACETATE COPOLYMERS,IN AQUEOUS DISPERSION	KG	4,536	6,000
	BARBADOS		4,536	6,000
3905998000	OTHER VINYL POLYMERS IN PRIMARY FORMS,NESOI	KG	22,379	23,815
	DOMINICAN REPUBLIC		22,379	23,815
3906100000	POLYMETHYL METHACRYLATE	KG	24,068	26,899
	DOMINICAN REPUBLIC		22,842	22,915
	ST.CHRISTOPHER-NEVIS		1,226	3,984
3906906000	OTHER ACRYLIC POLYMERS IN PRIMARY FORMS,NESOI	KG	413,721	594,658
	ARUBA		7,776	16,573
	BAHAMAS		18,231	26,668
	CHILE		10,247	12,864
	COSTA RICA		92,497	183,830
	DOMINICAN REPUBLIC		78,719	101,848
	EL SALVADOR		11,257	20,580
	HAITI		9,072	9,100
	JAMAICA		155,616	179,186
	PANAMA		25,088	33,670
	ST.CHRISTOPHER-NEVIS		932	3,499
	UNITED KINGDOM OF GT BRITAIN		4,286	6,840
3907100000	POLYACETALS	KG	38	86,108
	UNITED KINGDOM OF GT BRITAIN		38	86,108
3907200000	OTHER POLYETHERS	KG	127	4,570
	ECUADOR		127	4,570
3907300000	EPOXIDE RESINS	KG	404	33,410
	DOMINICAN REPUBLIC		404	33,410
3907400000	POLYCARBONATES	KG	16,534	46,472
	HONG KONG		15,967	43,648
	MEXICO		567	2,824
3907910000	OTHER POLYESTERS, UNSATURATED	KG	151,359	276,521
	BRAZIL		145,721	252,645
	CHINA,PEOPLE'S REP.(MAINLAND)		5,638	23,876
3908100000	POLYAMIDE-6,-11,-12,-6,6,-6,9,-6,10 OR -6,12	KG	35,114	75,337
	DOMINICAN REPUBLIC		8,392	25,296
	NAMIBIA		199	2,667
	REPUBLIC OF KOREA		26,523	47,374
3909501000	POLYURETHANES,ELASTOMERIC	KG	416	2,709
	BARBADOS		416	2,709
3909506000	POLYURETHANES, EXCEPT ELASTOMERIC	KG	96,360	164,309

TABLE 5 - EXPORTS OF MERCHANDISE FROM PUERTO RICO TO FOREIGN COUNTRIES,
BY COMMODITY AND COUNTRY OF DESTINATION: FISCAL YEAR 2001

COMM CODE	DESCRIPTION AND COUNTRY	UNIT	QUANTITY	VALUE - $
	BRAZIL		1,130	6,178
	CHINA (TAIWAN)		82,618	77,112
	COSTA RICA		2,909	7,682
	DOMINICAN REPUBLIC		770	3,113
	IRELAND		8,933	70,224
3910000000	SILICONES IN PRIMARY FORMS	KG	20,327	204,151
	CHINA (TAIWAN)		71	4,121
	CHINA,PEOPLE'S REP.(MAINLAND)		375	5,408
	COSTA RICA		5,121	28,191
	GERMANY		57	5,305
	GUATEMALA		7,808	38,643
	HONG KONG		462	38,863
	ITALY		72	4,584
	JAMAICA		544	2,550
	JAPAN		91	3,194
	PANAMA		3,236	7,736
	REP. OF SOUTH AFRICA		291	22,091
	SPAIN		1,746	40,909
	TRINIDAD @ TOBAGO		453	2,556
3911100000	PETROLEUM RESINS,COUMARONE RESINS,ETC,POLYTERPENES	KG	13,154	3,723
	EL SALVADOR		13,154	3,723
3911901000	OTHER ELASTOMERIC RESINS NESOI	KG	544,318	864,904
	DOMINICAN REPUBLIC		489,338	774,342
	EL SALVADOR		13,154	5,922
	GERMANY		41,826	84,640
3912310000	CARBOXYMETHYLCELLULOSE AND ITS SALTS	KG	277,356	4,883,848
	DOMINICAN REPUBLIC		265,278	4,840,288
	NETHERLANDS		12,078	43,560
3912900000	CELLULOSE & ITS CHEMICAL DERIV,PRIMARY FORMS,NESOI	KG	110,678	3,644,713
	GERMANY		110,213	3,641,232
	GUYANA		465	3,481
3915100000	WASTE,PARING,SCRAP,OF PLAST,OF POLYMRS OF ETHYLENE	KG	90,814	15,819
	CHINA,PEOPLE'S REP.(MAINLAND)		90,737	3,000
	PERU		77	12,819
3915300000	WASTE,PARINGS,SCRAP,OF PLAS,OF POLYMRS VINL CHLORI	KG	35,655	5,200
	CHINA (TAIWAN)		35,655	5,200
3915900090	OTHER PLASTICS OTHER THAN PET PLASTICS	KG	971,321	448,182
	BRAZIL		21,147	19,032
	CHINA (TAIWAN)		18,265	21,965
	CHINA,PEOPLE'S REP.(MAINLAND)		104,009	50,933
	COLOMBIA		200,490	83,343
	DOMINICAN REPUBLIC		18,431	4,063
	EL SALVADOR		19,692	11,559
	GUATEMALA		26,185	12,209
	HONG KONG		540,004	231,078
	JAMAICA		23,098	14,000
3916200000	RODS,STICKS & PROFILE SHAPES,OF POLYMR VIN CHLORID	KG	1,191,687	1,700,871
	ARUBA		7	3,425
	DOMINICAN REPUBLIC		1,191,680	1,697,446
3916901000	RODS,STICKS,& PROFILE SHAPES,OF ACRYLIC POLYMERS	KG	298,519	1,107,645
	DOMINICAN REPUBLIC		298,519	1,107,645
3916906000	MONOFILAMENTS,CROSS-SECTION >1MM,ROD, ETC, NESOI	KG	160,701	2,457,166
	COLOMBIA		13,308	3,025
	DOMINICAN REPUBLIC		90,123	2,392,718
	HONG KONG		49,796	30,615
	VENEZUELA		7,474	30,808
3917210000	TUBES,PIPES & HOSES,RIGID,OF POLYMRS OF ETHYLENE	KG	1,315	13,032
	ANTIGUA		1,315	13,032
3917220000	TUBES,PIPES & HOSES,RIGID,OF POLYMERS OF PROPYLENE	KG	575	3,138
	ST. LUCIA		575	3,138
3917230000	TUBES, PIPES & HOSES, OF POLYMER OF VINYL CHLORDIE	KG	262,863	394,116
	ANGUILLA		30,448	38,287
	ANTIGUA		1,315	3,112
	ARUBA		1,604	2,613
	BARBADOS		54,240	90,158
	BRITISH VIRGIN ISLANDS		136,994	174,685
	DOMINICAN REPUBLIC		6,064	18,983

TABLE 5 - EXPORTS OF MERCHANDISE FROM PUERTO RICO TO FOREIGN COUNTRIES,
BY COMMODITY AND COUNTRY OF DESTINATION: FISCAL YEAR 2001

COMM CODE	DESCRIPTION AND COUNTRY	UNIT	QUANTITY	VALUE - $
	GUADELOUPE		1,934	4,934
	GUATEMALA		7,146	20,205
	MONTSERRAT		5,457	3,358
	NETHERLAND ANTIL. EXC ARUBA		500	4,065
	ST.CHRISTOPHER-NEVIS		17,161	33,716
3917310000	FLEXIBLE TUBES,PIPES & HOSE,MIN BURST PRES 2>.6MPA	KG	3,758	7,280
	ANGUILLA		3,275	3,241
	NAMIBIA		483	4,039
3917320000	TUBES ETC, NT REINFORCED OR COMBINED, NESOI	KG	357	2,687
	DOMINICAN REPUBLIC		357	2,687
3917390000	TUBES, PIPES & HOSES, NESOI	KG	32,263	64,715
	ARUBA		440	5,854
	DOMINICAN REPUBLIC		5,441	5,216
	JAMAICA		20,790	20,130
	JAPAN		280	14,758
	NAMIBIA		3,992	2,885
	VENEZUELA		1,320	15,872
3917400000	FITTINGS FOR TUBES,PIPES & HOSES,OF PLASTIC	KG	18,610	49,448
	ANTIGUA		6,906	8,116
	BARBADOS		927	6,304
	BRITISH VIRGIN ISLANDS		2,118	6,389
	NETHERLAND ANTIL. EXC ARUBA		1,055	2,516
	PANAMA		4,577	20,329
	ST.CHRISTOPHER-NEVIS		3,027	5,794
3918101000	VINYL TILE, WHETHER OR NOT SELF-ADHESIVE	M2	14,927	63,025
	BARBADOS		4,389	16,510
	NETHERLAND ANTIL. EXC ARUBA		1,004	4,428
	ST.CHRISTOPHER-NEVIS		9,534	42,087
3918102000	FLOOR COVERINGS OF VINYL CHLORIDE POLYMERS, NESOI	M2	4,652	10,800
	DOMINICAN REPUBLIC		1,130	4,248
	TRINIDAD @ TOBAGO		3,522	6,552
3919101000	SELF-ADHES PLATES,ETC,ROLS <=20CM,LIGT REF,GLAS GR	X		2,950
	DOMINICAN REPUBLIC			2,950
3919102020	ELECTRICAL TAPE	M2	21,550	96,537
	DOMINICAN REPUBLIC		21,550	96,537
3919102040	TRANSPARENT TAPE <=55 M IN WIDTH, NESOI	M2	1,490	6,454
	NAMIBIA		290	3,369
	ST.CHRISTOPHER-NEVIS		1,200	3,085
3919102055	SELF-ADHS PLATE,SHEET,TAPE,ETC,PLTS,RL<=20CM,NESOI	M2	1,310	17,782
	ANTIGUA		1,310	17,782
3919905060	SELF-ADHS PLATE,SHEET,TAPE,ETC, OF PLASTICS,NESOI	M2	851,552	156,198
	DOMINICAN REPUBLIC		381,640	77,834
	JAMAICA		175	8,100
	THAILAND		467,508	63,942
	UNITED KINGDOM OF GT BRITAIN		2,229	6,322
3920100000	PLATES,SHEETS,ETC,NONCELL, NOT REINF,POLM ETHYLENE	KG	56,397	109,640
	BRITISH VIRGIN ISLANDS		1	3,980
	CHINA,PEOPLE'S REP.(MAINLAND)		15,585	6,620
	DOMINICAN REPUBLIC		40,772	88,279
	ST.CHRISTOPHER-NEVIS		39	10,761
3920200000	PLATES,SHEETS,ETC,NONCELL, NOT REIN,POLM PROPYLENE	KG	92,618	33,783
	COLOMBIA		90,642	25,893
	DOMINICAN REPUBLIC		1,976	7,890
3920300000	PLATES,SHEETS,ETC, NONCELL,NOT REIN,POLYM STYRENE	KG	31,799	6,077
	HONG KONG		31,799	6,077
3920410000	PLATES,SHEETS,ETC,NONCELL,NT REIN,POLM VY CHL,RIGD	KG	4,023	32,059
	DOMINICAN REPUBLIC		3,981	22,065
	ST.CHRISTOPHER-NEVIS		42	9,994
3920420000	PLATES,SHEETS,ETC,NONCELL,NT REIN,POLM VY CHL,FLEX	KG	80,927	371,922
	DOMINICAN REPUBLIC		80,927	371,922
3920510000	PLATE,ETC,NONCELL,NT REIN, POLYMETHYL METHACRYLATE	KG	844	6,467
	BRITISH VIRGIN ISLANDS		203	3,383
	NAMIBIA		641	3,084
3920590000	PLATE,SHEET,FILM,FOIL,STRIP, ACRYLIC POLYMER,NESOI	KG	71,115	70,080
	DOMINICAN REPUBLIC		71,115	70,080
3920610000	PLATES,ETC,NONCEL,N REIN,OF POLYCARBONATES	KG	1,761	11,410
	ANTIGUA		417	3,250

TABLE 5 - EXPORTS OF MERCHANDISE FROM PUERTO RICO TO FOREIGN COUNTRIES,
BY COMMODITY AND COUNTRY OF DESTINATION: FISCAL YEAR 2001

COMM CODE	DESCRIPTION AND COUNTRY	UNIT	QUANTITY	VALUE - $
	NETHERLAND ANTIL. EXC ARUBA		544	3,900
	VENEZUELA		800	4,260
3920630000	PLATE,ETC,NONCELL,NT REIN, UNSATURATED POLYESTERS	KG	4,691	16,571
	DOMINICAN REPUBLIC		795	2,950
	HONDURAS		3,896	13,621
3920690000	PLATES,ETC,NONCEL,N REIN,OF OTHER POLYESTERS,NESOI	KG	285	27,641
	DOMINICAN REPUBLIC		285	27,641
3920730000	PLATES,ETC,NONCEL,N REIN,OF CELLULOSE ACETATE	KG	717	62,063
	GERMANY		717	62,063
3920790000	PLATE,ETC,NONCELL,NT REIN, CELLULOSE DERIVATIVES	KG	2,011	5,828
	DOMINICAN REPUBLIC		2,011	5,828
3920920000	PLATES,ETS,NONCEL,N REIN,OF POLYAMIDES	KG	53	7,952
	IRELAND		53	7,952
3920990000	PLATES,FOIL,NONCELL, NT REIN,OF OTH PLASTIC, NESOI	KG	276,303	521,381
	DOMINICAN REPUBLIC		275,931	507,091
	JAPAN		372	14,290
3921110000	PLATES,SHEETS,FILM,FOIL,STRIP,CELL,PLYM OF STYRENE	KG	2,119	15,000
	DOMINICAN REPUBLIC		2,119	15,000
3921130000	PLATES,SHEETS,ETC, & STRIP,CELL OF POLYURETHANES	X		131,910
	BELGIUM			3,916
	COSTA RICA			54,167
	DOMINICAN REPUBLIC			70,317
	HONG KONG			3,510
3921190000	PLATES,SHEETS,FILM,FOIL & STRIP,CELL,OF OTH PLAST	KG	5,570	185,891
	DOMINICAN REPUBLIC		4,482	178,324
	UNITED KINGDOM OF GT BRITAIN		1,088	7,567
3921901000	PLATES,SHEETS,ETC & STRIP,EXC CELL,COMBINED W TEXT	M2	24,320	84,871
	DOMINICAN REPUBLIC		24,320	84,871
3921904000	PLATES,SHEETS,ETC,PLAS,EX CELL,FLEXIBLE,NESOI	KG	10,198	50,613
	BRITISH VIRGIN ISLANDS		817	4,800
	DOMINICA		5,004	25,827
	DOMINICAN REPUBLIC		2,390	10,570
	JAMAICA		1,259	4,694
	VENEZUELA		728	4,722
3921905010	HIGH PRESSURE PAPER REINFORCD DECORATIVE LAMINATES	M2	19,010	169,252
	ANGUILLA		639	5,316
	ANTIGUA		852	10,654
	ARUBA		4,642	24,578
	BRITISH VIRGIN ISLANDS		2,484	16,845
	GUADELOUPE		3,145	31,881
	MONTSERRAT		707	7,740
	NAMIBIA		312	3,035
	NETHERLAND ANTIL. EXC ARUBA		5,268	54,027
	ST.CHRISTOPHER-NEVIS		961	15,176
3921905050	PLATES,SHEETS,ETC,PLAS,EX CELL,EX FLEX,NESOI	M2	150,692	233,265
	CHILE		97,515	42,118
	DOMINICAN REPUBLIC		53,152	183,332
	SAUDI ARABIA		25	7,815
3922100000	BATHS,SHOWER BATHS & WASHBASINS,OF PLASTIC	X		5,962
	MONTSERRAT			3,262
	ST.VINCENT @ THE GRENADINES			2,700
3923100000	BOXES,CASES,CRATES & SIMILAR ARTICLES,OF PLASTIC	X		372,545
	BRAZIL			64,612
	BRITISH VIRGIN ISLANDS			3,307
	DOMINICAN REPUBLIC			144,836
	IRELAND			9,240
	ITALY			2,557
	MALAYSIA			21,067
	MARTINIQUE			21,449
	MEXICO			57,434
	VENEZUELA			48,043
3923210000	SACKS & BAGS(INCL CONES) OF POLYMERS OF ETHYLENE	KG	44,513	94,678
	BRITISH VIRGIN ISLANDS		7,233	13,637
	DOMINICAN REPUBLIC		37,280	81,041
3923290000	SACKS & BAGS(INCLUDING CONES) OF OTHER PLASTICS	KG	33,174	424,206
	COSTA RICA		14,783	339,122
	DOMINICAN REPUBLIC		16,866	56,946

TABLE 5 - EXPORTS OF MERCHANDISE FROM PUERTO RICO TO FOREIGN COUNTRIES,
BY COMMODITY AND COUNTRY OF DESTINATION: FISCAL YEAR 2001

COMM CODE	DESCRIPTION AND COUNTRY	UNIT	QUANTITY	VALUE - $
	JAMAICA		79	4,920
	JAPAN		141	2,896
	NETHERLANDS		690	8,067
	TRINIDAD @ TOBAGO		615	12,255
3923300000	CARBOXS,BOTTLES,FLASKS & SIMILAR ARTICLES,OF PLAST	X		16,167,538
	ARGENTINA			8,247
	BAHAMAS			118,947
	BARBADOS			1,225,627
	BRAZIL			21,537
	BRITISH VIRGIN ISLANDS			11,116
	CANADA			3,545
	CHINA,PEOPLE'S REP.(MAINLAND)			45,862
	COLOMBIA			63,013
	DOMINICAN REPUBLIC			6,173,173
	EL SALVADOR			60,375
	FRANCE			12,850
	HAITI			669,923
	INDIA			48,600
	IRELAND			16,029
	ITALY			173,878
	JAMAICA			2,450,550
	MEXICO			28,263
	NETHERLAND ANTIL. EXC ARUBA			266,421
	PANAMA			61,512
	PERU			74,879
	REPUBLIC OF KOREA			6,794
	SPAIN			39,909
	ST. LUCIA			629,538
	SURINAME			249,089
	TRINIDAD @ TOBAGO			3,644,812
	VENEZUELA			63,049
3923400000	SPOOLS, COPS, BOBBINS & SIMILAR SUPPORTS, PLASTICS	X		825,271
	DOMINICAN REPUBLIC			825,271
3923500000	STOPPERS,LIDS,CAPS,& OTHER CLOSURES,OF PLASTIC	X		400,742
	CANADA			20,952
	CHINA,PEOPLE'S REP.(MAINLAND)			33,732
	DOMINICAN REPUBLIC			241,969
	GERMANY			16,558
	IRELAND			4,764
	ITALY			3,665
	MEXICO			26,034
	TRINIDAD @ TOBAGO			15,283
	UNITED KINGDOM OF GT BRITAIN			37,785
3923900000	ART FOR CONVEYING OR PACKING OF GOODS,PLAST,NESOI	X		1,746,738
	CANADA			132,926
	CHINA,PEOPLE'S REP.(MAINLAND)			14,000
	DOMINICAN REPUBLIC			1,353,663
	FRANCE			67,609
	INDIA			2,598
	ITALY			73,402
	JAPAN			4,227
	MEXICO			41,339
	SPAIN			20,314
	SWITZERLAND			36,660
3924100000	TABLEWARE AND KITCHENWARE OF PLASTICS	X		233,528
	DOMINICAN REPUBLIC			58,537
	GUADELOUPE			40,000
	NETHERLAND ANTIL. EXC ARUBA			31,210
	PHILIPPINES			41,237
	ST.CHRISTOPHER-NEVIS			62,544
3924901000	CURTAINS,NAPKINS,TABLE COVERS,MATS, OF PLASTICS	X		6,000
	DOMINICAN REPUBLIC			6,000
3924905500	HOUSEHOLD ARTICLES & TOILET ARTICLES,OF PLAST,NESO	X		322,090
	BRAZIL			30,000
	CHILE			41,430
	COSTA RICA			12,000
	DOMINICAN REPUBLIC			17,000

TABLE 5 - EXPORTS OF MERCHANDISE FROM PUERTO RICO TO FOREIGN COUNTRIES,
BY COMMODITY AND COUNTRY OF DESTINATION: FISCAL YEAR 2001

COMM CODE	DESCRIPTION AND COUNTRY	UNIT	QUANTITY	VALUE - $
	FRANCE			60,000
	GUATEMALA			11,990
	HONDURAS			35,000
	MEXICO			20,000
	NETHERLAND ANTIL. EXC ARUBA			24,108
	PERU			10,000
	REPUBLIC OF KOREA			10,000
	SPAIN			36,813
	VENEZUELA			13,749
3925100000	RESERVOIRS,TANKS,ETC,CAPACITY >300 LITERS,PLASTIC	X		21,366
	BRAZIL			21,366
3925200010	DOORS AND DOOR FRAMES, OF PLASTIC	NO	35	11,527
	BARBADOS		2	3,500
	MONTSERRAT		33	8,027
3925200090	WINDOWS & THEIR FRAMES &THRESHLDS FOR DOOR OF PLAS	KG	8,624	26,129
	MONTSERRAT		5,092	11,742
	NAMIBIA		3,532	14,387
3925900000	BUILDERS' WARE OF PLASTICS,NESOI	X		111,082
	DOMINICAN REPUBLIC			111,082
3926100000	OFFICE OR SCHOOL SUPPLIES OF PLASTIC	X		1,482,969
	NETHERLANDS			1,482,969
3926201060	GLOVES SEAMLESS,EXCEPT SURGICAL/MEDICAL, PLASTIC	DPR	1,177	20,073
	DOMINICAN REPUBLIC		813	12,570
	NAMIBIA		42	2,520
	NETHERLAND ANTIL. EXC ARUBA		322	4,983
3926205000	ART OF APPAREL & CLOTHING ACCESSORIES,PLAST, NESOI	DOZ	66,140	699,349
	ANTIGUA		1	3,088
	DOMINICAN REPUBLIC		61,159	627,240
	GUADELOUPE		118	10,682
	JAPAN		4,508	54,095
	MEXICO		354	4,244
3926301000	HANDLES AND KNOBS FOR FURNITURE, COACHWORK	KG	1,258	6,613
	GUYANA		1,258	6,613
3926901000	BUCKETS & PAILS,OF PLASTIC	NO	635,088	1,295,298
	ARUBA		73,566	75,587
	AUSTRALIAN ISLANDS		2,832	10,780
	BARBADOS		172,060	228,355
	CHILE		1,202	24,038
	COSTA RICA		38,542	78,882
	DOMINICA		47,600	56,400
	DOMINICAN REPUBLIC		23,190	242,124
	HAITI		9,790	28,281
	MEXICO		357	35,896
	NETHERLAND ANTIL. EXC ARUBA		120,736	166,268
	PANAMA		6,000	25,080
	SINGAPORE		1,560	4,508
	ST. LUCIA		18,450	37,558
	TRINIDAD @ TOBAGO		108,451	246,622
	UNITED KINGDOM OF GT BRITAIN		10,752	34,919
3926902000	ICE BAGS,DOUCHE BAGS,ETC, & FITTINGS THEREFOR	X		356,370
	BELGIUM			144,200
	GERMANY			45,400
	JAPAN			127,500
	UNITED KINGDOM OF GT BRITAIN			39,270
3926903000	PARTS FOR YACHTS OR PLEASURE BOATS,ETC	X		17,574
	DOMINICAN REPUBLIC			7,557
	MARTINIQUE			7,182
	ST.CHRISTOPHER-NEVIS			2,835
3926903300	HANDBAGS OF BEADS,BUGLES & SPANGLES	NO	14	3,292
	COSTA RICA		14	3,292
3926903500	BEADS,BUGLES,SPANGLES,NOT STRUNG,ETC,& ART THEREOF	X		55,200
	DOMINICAN REPUBLIC			55,200
3926904500	GASKETS,WASHERS & OTHER SEALS	X		11,598
	ARUBA			5,860
	GUYANA			3,085
	TRINIDAD @ TOBAGO			2,653
3926906000	BELTING & BELTS FOR MACHINERY,NESOI	KG	39,006	173,741

TABLE 5 - EXPORTS OF MERCHANDISE FROM PUERTO RICO TO FOREIGN COUNTRIES,
BY COMMODITY AND COUNTRY OF DESTINATION: FISCAL YEAR 2001

COMM CODE	DESCRIPTION AND COUNTRY	UNIT	QUANTITY	VALUE - $
	DOMINICAN REPUBLIC		39,006	173,741
3926907500	PNEUMATIC MATTRESSES & OTH INFLATABLE ART,NESOI	X		8,000
	CHILE			8,000
3926908700	FLEX PLAS DOCUMENT BINDERS,WITH TABS,ROLLED/FLAT	X		85,717
	BELGIUM			79,446
	DOMINICAN REPUBLIC			3,500
	VENEZUELA			2,771
3926909810	LABORATORY WARE	X		197,777
	ANTIGUA			16,000
	DOMINICAN REPUBLIC			3,628
	ECUADOR			31,069
	IRELAND			114,569
	ST.CHRISTOPHER-NEVIS			18,583
	UNITED KINGDOM OF GT BRITAIN			13,928
3926909830	OTH ART OF PLASTIC & OTH MAT,HDG 3901-3914,LADDERS	NO	729	15,212
	DOMINICAN REPUBLIC		3	4,326
	GRENADA		726	10,886
3926909885	OTH ART OF PLASTIC & OTH MAT, HDG 3901-3914,NESOI	X		1,475,479
	ANTIGUA			25,309
	ARUBA			2,992
	BELGIUM			76,395
	BRITISH VIRGIN ISLANDS			8,992
	CANADA			504,829
	COLOMBIA			66,957
	COSTA RICA			95,012
	DOMINICA			2,748
	DOMINICAN REPUBLIC			295,143
	ECUADOR			29,439
	EL SALVADOR			118,840
	GERMANY			14,370
	GRENADA			7,639
	INDIA			45,997
	IRELAND			17,155
	MEXICO			15,660
	SINGAPORE			3,000
	ST. LUCIA			12,382
	ST.VINCENT @ THE GRENADINES			6,284
	TRINIDAD @ TOBAGO			5,208
	UNITED KINGDOM OF GT BRITAIN			4,479
	VENEZUELA			116,649
	RUBBER AND ARTICLES THEREOF	TOTAL		1,428,894
4002700000	ETHYLENE-PROPYLENE-NONCONJUGATED DIENE RUBBER	KG	75	2,965
	DOMINICAN REPUBLIC		75	2,965
4002910000	OTHER LATEX, NESOI	KG	16,147	45,128
	COSTA RICA		16,147	45,128
4008110000	PLATE, SHEET & STRIP VULCANIZED RUB, CELLULAR RUB	KG	2	3,433
	DOMINICAN REPUBLIC		2	3,433
4008210000	PLATES OF VULCANIZED RUB, OF NONCELLULAR RUBBER	KG	33,560	255,923
	ARGENTINA		348	10,950
	COLOMBIA		115	4,800
	DOMINICAN REPUBLIC		31,605	181,581
	GUATEMALA		223	13,950
	MEXICO		1,269	44,642
4009500090	PIPE, VULCANIZED RUB, W/ FITTING, NESOI	KG	18,971	20,494
	JAMAICA		18,971	20,494
4010110000	CONVEYOR BELTS OR BELTING REINFORCED WITH METAL	KG	364	12,730
	SWEDEN		364	12,730
4010190000	CONVEYOR BELTS/BELTING OF VULCANIZE RUBBER, NESOI	KG	2,331	29,132
	DOMINICAN REPUBLIC		2,331	29,132
4011101000	RADIAL TIRES OF A KIND USED ON MOTOR CARS	NO	2,807	132,789
	ANTIGUA		351	23,218
	BRITISH VIRGIN ISLANDS		2,078	86,704
	MONTSERRAT		74	3,965
	NETHERLAND ANTIL. EXC ARUBA		152	6,348
	TRINIDAD @ TOBAGO		152	12,554

TABLE 5 - EXPORTS OF MERCHANDISE FROM PUERTO RICO TO FOREIGN COUNTRIES,
BY COMMODITY AND COUNTRY OF DESTINATION: FISCAL YEAR 2001

COMM CODE	DESCRIPTION AND COUNTRY	UNIT	QUANTITY	VALUE - $
4011105000	PNEUMATIC TIRE, EXC RADIAL, USE MOTOR CARS, NESOI	NO	9,663	341,088
	ANTIGUA		12	2,550
	ARUBA		84	4,275
	BRITISH VIRGIN ISLANDS		367	29,843
	DOMINICAN REPUBLIC		8,885	293,996
	NETHERLAND ANTIL. EXC ARUBA		70	2,700
	NICARAGUA		127	4,000
	ST.CHRISTOPHER-NEVIS		118	3,724
4011201005	RADIAL TIRES USED ON LIGHT TRUCK, ON-THE-HIGHWAY	NO	104	7,925
	BRITISH VIRGIN ISLANDS		104	7,925
4011201015	RADIAL TIRE USE BUS/TRUCK, EXC LT TRUCK, ON HWY	NO	75	9,460
	DOMINICAN REPUBLIC		75	9,460
4011205020	TIRE, EXC RADIAL, USE BUS, EXC LT TRUCK, NESOI	NO	880	23,538
	DOMINICAN REPUBLIC		880	23,538
4012105020	RETREAD TIRES, RUB, FOR ON-THE-HWY TRUCK & BUS	NO	89	7,351
	TRINIDAD @ TOBAGO		89	7,351
4012106000	RETREAD TIRE, RUB, EXC ON-THE-HWY TRK & BUS, NESOI	NO	1	3,200
	ECUADOR		1	3,200
4012200000	USED PNEUMATIC TIRES OF RUBBER	NO	1,619	46,772
	BELGIUM		121	10,484
	DOMINICAN REPUBLIC		167	12,353
	JAMAICA		1	7,724
	TRINIDAD @ TOBAGO		1,330	16,211
4014905000	HYGENIC ARTICLE, EXC NURSING NIPPLES, NESOI	X		143,341
	JAPAN			138,472
	VENEZUELA			4,869
4015110000	SURGICAL & MED GLOVE, VULCANIZE RUBBER, NESOI	DPR	22,374	61,462
	BARBADOS		7,588	41,993
	NETHERLAND ANTIL. EXC ARUBA		6,405	13,512
	TRINIDAD @ TOBAGO		8,381	5,957
4015900000	ARTICLE OF APPAREL, EXC GLOVE, VULCANIZE RUB,NESOI	X		61,993
	ARUBA			4,302
	GUADELOUPE			10,965
	NETHERLAND ANTIL. EXC ARUBA			36,974
	ST.VINCENT @ THE GRENADINES			7,138
	TRINIDAD @ TOBAGO			2,614
4016930000	GASKET, WASHERS & OTHER SEALS, OF VULCANIZED RUB	X		177,281
	BRAZIL			142,128
	DOMINICA			5,050
	DOMINICAN REPUBLIC			30,103
4016996000	OTHER ARTICLES VULCANIZED RUB, EXC HD RUB, NESOI	X		42,889
	DOMINICAN REPUBLIC			32,234
	GERMANY			10,655
	RAW HIDES AND SKINS, LEATHER, FURSKINS AND ARTICLES THEREOF; SADDLERY AND HARNESS; TRAVEL GOODS, HANDBAGS AND SIMILAR CONTAINERS; ARTICLES OF ANIMAL GUT(OTHER THAN SILKWORM GUT)	TOTAL		19,805,364
	RAW HIDES AND SKINS(OTHER THAN FURSKINS) AND LEATHER	TOTAL		10,274,580
4101210020	CATTLE HIDES, WHOLE, FRESH OR WET-SALTED	PCS	9,866	602,200
	DOMINICAN REPUBLIC		3,214	115,300
	ITALY		5,275	386,100
	THAILAND		1,377	100,800
4101210040	HIDES/SKINS BOVINE ANMLS NESOI WHOLE FRH/WET-SALTD	PCS	1,120	101,920
	DOMINICAN REPUBLIC		1,120	101,920
4101290000	HIDES & SKINS BOVINE ANIMALS NESOI FRSH WET-SALTED	KG	49,107	22,000
	MEXICO		49,107	22,000
4101400000	HIDES & SKINS EQUINE ANIMALS FRESH/SALTD/DRIED ETC	PCS	900	29,250
	DOMINICAN REPUBLIC		900	29,250
4104102000	BOVINE UPPER LEATHER WHOLE NO HAIR NOT OVER 28 SFT	M2	131	3,774
	VENEZUELA		131	3,774
4104210000	BOVINE LEATHER WITHOUT HAIR ON VEGETABLE PRETANNED	M2	318,701	1,350,551

TABLE 5 - EXPORTS OF MERCHANDISE FROM PUERTO RICO TO FOREIGN COUNTRIES,
BY COMMODITY AND COUNTRY OF DESTINATION: FISCAL YEAR 2001

COMM CODE	DESCRIPTION AND COUNTRY	UNIT	QUANTITY	VALUE - $
	ITALY		237,701	776,700
	THAILAND		81,000	573,851
4104220000	BOVINE LEATHER WITHOUT HAIR ON OTHERWISE PRETANNED	M2	36,620	86,380
	DOMINICAN REPUBLIC		8,489	22,480
	ITALY		10,536	27,900
	THAILAND		17,595	36,000
4104295000	BOVINE NESOI/ EQUINE UPPER LEATHER; SOLE LEATHER	M2	45,958	927,240
	DOMINICAN REPUBLIC		45,958	927,240
4104299030	BOVINE LEA NESOI/EQUINE LEA, WET BLUES NOT SPLIT	PCS	1,755	93,015
	DOMINICAN REPUBLIC		1,755	93,015
4104299040	BOVINE LEATHER NESOI/EQUINE, WET BLUE GRAIN SPLIT	PCS	3,230	140,315
	DOMINICAN REPUBLIC		3,230	140,315
4104299070	BOVINE LEA NESOI/EQUINE, WET BLUE SPLIT, NOT GRAIN	KG	19,543	13,375
	DOMINICAN REPUBLIC		19,543	13,375
4104299080	BOVINE LEA NESOI/EQUINE TANNED ETC NT FUTHR PREPRD	KG	21,331	388,349
	DOMINICAN REPUBLIC		21,331	388,349
4104314000	BOV UPHOLSTRY LEA FULL GRN/GRN SPLIT PARCHMT-DRESS	M2	4,494	132,879
	DOMINICAN REPUBLIC		2,830	87,650
	HONG KONG		214	5,804
	JAMAICA		1,450	39,425
4104315010	BOVINE NESOI/EQUINE UPPER LEATHER SPLIT DRESSD/ETC	M2	61,653	1,737,788
	DOMINICAN REPUBLIC		61,642	1,735,008
	SAUDI ARABIA		11	2,780
4104315020	BOVINE NESOI/EQUINE UPPER LEATHER, FULL GRAINS	M2	161,630	3,527,171
	DOMINICAN REPUBLIC		159,381	3,477,709
	SAUDI ARABIA		2,249	49,462
4104316090	BOVINE NESOI/EQUINE LEA FULL/SPLIT GRAINS NT FANCY	KG	8,845	27,860
	MEXICO		8,845	27,860
4104318000	BOVINE/EQUINE LEATHR FANCY FULL/SPLIT GRAINS NESOI	M2	13,119	51,241
	COSTA RICA		5,018	19,020
	HONG KONG		1,998	8,292
	ITALY		2,052	8,433
	MEXICO		4,051	15,496
4104395010	BOVINE/EQUINE UPPER LEATHER SPLIT, NESOI, PREPARED	M2	52,953	528,540
	DOMINICAN REPUBLIC		52,953	528,540
4104395020	BOVINE/EQUINE UPPER LEATHER NOT SPLIT, NESOI, PREP	M2	88,654	366,602
	DOMINICAN REPUBLIC		88,654	366,602
4104396090	BOVINE/EQUINE LEATHER, NOT FANCY, NESOI, PREPARED	KG	1,556	42,517
	COSTA RICA		1,556	42,517
4104398000	BOVINE/EQUINE LEATHER, FANCY, NESOI, PREPARED	M2	10,519	43,643
	DOMINICAN REPUBLIC		10,519	43,643
4107900000	LEATHER OF OTHER ANIMALS, WITHOUT HAIR ON, NESOI	M2	2,499	57,970
	COSTA RICA		2,499	57,970
	ARTICLES OF LEATHER; SADDLERY AND HARNESS; TRAVEL GOODS, HANDBAGS AND SIMILAR CONTAINERS; ARTICLES OF ANIMAL GUT (OTHER THAN SILKWORM GUT)	TOTAL		7,179,963
4201003000	DOG LEASHES,COLLARS,MUZZLES,HARNESSES ETC FOR DOGS	X		6,185
	DOMINICAN REPUBLIC			6,185
4202110000	TRUNKS, SUITCASES,ETC,SURFACE COMPS/PATENT LEATHER	NO	70	26,000
	DENMARK		70	26,000
4202120000	TRUNKS, SUITCASES,ETC,SURFACE PLASTIC/TEXT MATERLS	NO	21,500	45,025
	CHILE		2,000	3,780
	MEXICO		12,000	18,240
	NETHERLANDS		970	4,848
	PERU		5,000	7,600
	REPUBLIC OF KOREA		1	2,912
	UNITED KINGDOM OF GT BRITAIN		1,529	7,645
4202190000	TRUNKS,SUITCASES,VANITY CASES ETC,NESOI	NO	651,950	5,659,851
	ARUBA		514	52,060
	BELGIUM		258,873	2,036,861
	DOMINICAN REPUBLIC		1,536	3,962
	FRANCE		31,001	499,200
	GERMANY		358,035	3,057,818
	SAUDI ARABIA		1,991	9,950

TABLE 5 - EXPORTS OF MERCHANDISE FROM PUERTO RICO TO FOREIGN COUNTRIES, BY COMMODITY AND COUNTRY OF DESTINATION: FISCAL YEAR 2001

COMM CODE	DESCRIPTION AND COUNTRY	UNIT	QUANTITY	VALUE - $
4202210000	HANDBAGS, SURFACE OF COMPOSITION/PATENT LEATHER	NO	4,878	71,219
	GERMANY		1,838	64,973
	MEXICO		3,040	6,246
4202220000	HANDBAGS, SURFACE OF PLASTIC SHEET/TEXT MATERIALS	NO	100	2,900
	NAMIBIA		100	2,900
4202290000	HANDBAGS,NESOI	NO	555	15,207
	ST.CHRISTOPHER-NEVIS		555	15,207
4202310000	ARTICLES FOR POCKET OR HANDBAG,COMP/PATENT LEATHER	NO	241	25,026
	DOMINICAN REPUBLIC		241	25,026
4202320000	ARTICLES FOR POCKET/HANDBAG, PLASTIC/TEXT MATERIAL	NO	73	8,960
	MEXICO		73	8,960
4202390000	ARTICLES FOR POCKET OR HANDBAG,NESOI	NO	3,810,408	531,735
	INDONESIA		2,904,984	193,924
	VIETNAM		905,424	337,811
4202927000	CONTAINERS NESOI W OUTER SURFACE PLSTIC/TEXT MTRLS	NO	5,528	24,429
	COSTA RICA		2,910	12,250
	FRANCE		2,000	9,579
	NETHERLAND ANTIL. EXC ARUBA		618	2,600
4202990000	CASES, BAGS & CONT, OTHER OF MATR/COVERINGS,NESOI	NO	1,315	23,213
	CANADA		110	3,923
	COSTA RICA		1,188	11,596
	ST.CHRISTOPHER-NEVIS		17	7,694
4203100090	ARTICLES OF APPAREL, NESOI	NO	8,190	489,939
	ANTIGUA		1	3,029
	DOMINICAN REPUBLIC		7,318	445,154
	GUADELOUPE		869	34,915
	NETHERLAND ANTIL. EXC ARUBA		1	2,841
	ST. LUCIA		1	4,000
4203290000	GLOVES, MITTENS & MITTS NOT FOR USE IN SPORTS	DPR	101	2,964
	BRITISH VIRGIN ISLANDS		101	2,964
4205000000	ARTICLES OF LEATHER, NESOI	X		247,310
	DOMINICAN REPUBLIC			247,310
	FURSKINS AND ARTIFICIAL FUR; MANUFACTURES THEREOF	TOTAL		2,350,821
4302300000	FURSKINS, WHOLE AND PIECES, TANNED, ASSEMBLED	X		5,650
	DOMINICA			5,650
4303100060	FURSKIN ARTICLE APPAREL CLOTHING ACCESSORIES NESOI	NO	143,318	2,333,507
	COLOMBIA		161	4,023
	DOMINICAN REPUBLIC		143,157	2,329,484
4303900000	ARTICLES OF FURSKINS, NESOI	X		11,664
	MEXICO			11,664
	WOOD AND ARTICLES OF WOOD;WOOD CHARCOAL; CORK AND ARTICLES OF CORK; MANUFACTURES OF STRAW, OF ESPARTO OR OF OTHER PLAITING MATERIALS;BASKETWARE AND WICKERWORK	TOTAL	181,447	6,446,891
	WOOD AND ARTICLES OF WOOD; WOOD CHARCOAL	TOTAL	181,447	6,395,439
4401220000	WOOD IN CHIPS, NONCONIFEROUS (DRY WEIGHT BASIS)	T	17,165	1,452,620
	JAPAN		17,165	1,452,620
4403100030	POLES/PILES/POSTS, TREATED PAINT/STAIN/CRESOTE ETC	NO	1,736	102,934
	BRITISH VIRGIN ISLANDS		1,736	102,934
4403200030	PINE, NESOI, LOGS AND TIMBER, IN THE ROUGH, NT TRT	M3	338	8,968
	ARUBA		338	8,968
4403200040	DOUGLAS FIR LOGS AND TIMBER IN THE ROUGH NT TREATD	M3	63	6,532
	BRITISH VIRGIN ISLANDS		63	6,532
4403200065	WOOD IN THE ROUGH, CONIFEROUS, NOT TREATED, NESOI	M3	6	15,149
	BRITISH VIRGIN ISLANDS		6	15,149
4403990090	NONCONIFEROUS WOOD NESOI, IN THE ROUGH, NOT TREATD	M3	27	31,185
	HONDURAS		27	31,185
4407100002	WOOD SWN LGTHWSE TRTD OV 6MM CONIF EX FINGER-JOINT	M3	4	4,436
	BRITISH VIRGIN ISLANDS		4	4,436

TABLE 5 - EXPORTS OF MERCHANDISE FROM PUERTO RICO TO FOREIGN COUNTRIES,
BY COMMODITY AND COUNTRY OF DESTINATION: FISCAL YEAR 2001

COMM CODE	DESCRIPTION AND COUNTRY	UNIT	QUANTITY	VALUE - $
4407100019	SPRUCE NESOI OV 6MM NT TRTD RGH EX FINGER-JOINTED	M3	32	4,550
	DOMINICAN REPUBLIC		32	4,550
4407100020	SPRUCE NESOI OV 6MM NT TREATD NESOI EX FINGR-JOINT	M3	16,945	347,818
	ANGUILLA		2,794	58,825
	BRITISH VIRGIN ISLANDS		10,025	195,995
	GUADELOUPE		2,015	42,039
	ST.CHRISTOPHER-NEVIS		2,111	50,959
4407100042	E.WHT/RED PINE OV6MM NT TREAT RGH EX FINGER-JOINTD	M3	1,371	43,323
	GUADELOUPE		1,286	40,640
	MARTINIQUE		85	2,683
4407100043	E.WHT/RED PINE OV 6MM NT TRT NESOI EX FINGR-JOINTD	M3	3,920	147,563
	ANGUILLA		2,017	79,090
	BRITISH VIRGIN ISLANDS		3	2,911
	GUADELOUPE		690	24,834
	NETHERLAND ANTIL. EXC ARUBA		118	3,715
	ST.CHRISTOPHER-NEVIS		1,092	37,013
4407100046	PITCH PINE OV6MM NT TRT RGH EX FINGER-JOINTED	M3	222	5,798
	NETHERLAND ANTIL. EXC ARUBA		222	5,798
4407100047	PITCH PINE OV6MM NOT TRT NESOI EX FINGER-JOINTED	M3	11,033	428,952
	ANGUILLA		2,784	83,212
	ANTIGUA		172	6,892
	BRITISH VIRGIN ISLANDS		3,212	129,277
	GUADELOUPE		3,759	87,929
	NETHERLAND ANTIL. EXC ARUBA		909	50,785
	TRINIDAD @ TOBAGO		197	70,857
4407100049	PONDEROSA PINE OV 6MM NOT TRT NESOI EX FINGR-JOINT	M3	340	79,167
	ANGUILLA		61	45,433
	BRITISH VIRGIN ISLANDS		98	18,935
	MONTSERRAT		176	6,535
	NETHERLAND ANTIL. EXC ARUBA		5	8,264
4407100077	CEDAR WD NESOI OV6MM UNTREATD NESOI EX FINGR-JOINT	M3	5	3,585
	ST.CHRISTOPHER-NEVIS		5	3,585
4407100082	REDWOOD OV 6MM UNTREATD ROUGH EXCEPT FINGR-JOINTED	M3	9	12,044
	ANGUILLA		9	12,044
4407240000	VIROLA/MOHOGANY/IMBUIA/BALSA WOOD SAWN OR CHIP ETC	M3	555	207,393
	ANGUILLA		26	27,273
	ANTIGUA		24	23,054
	BRITISH VIRGIN ISLANDS		101	52,896
	DOMINICAN REPUBLIC		300	12,211
	GUADELOUPE		48	46,827
	MONTSERRAT		11	9,833
	NETHERLAND ANTIL. EXC ARUBA		19	9,140
	ST.CHRISTOPHER-NEVIS		26	26,159
4407290000	OTHER TROPICAL WOOD,WOOD SAWN/CHIPPED LNGTHWSE ETC	M3	33	23,892
	GUADELOUPE		6	6,169
	MONTSERRAT		4	3,696
	NETHERLAND ANTIL. EXC ARUBA		4	3,668
	ST.CHRISTOPHER-NEVIS		19	10,359
4407910061	OAK WOOD EXCEPT RED SAWN LNGTHWISE OVER 6MM, NESOI	M3	12	8,100
	DOMINICAN REPUBLIC		12	8,100
4408900080	NONCONIF NESOI VEN/PLYWD SHT LNGTHWS NOV6MM N/BACK	M2	288	5,737
	ANTIGUA		288	5,737
4409102000	WOOD FLOORING, NOT ASSEMBLED, CONIFEROUS	M2	121	2,832
	ST.CHRISTOPHER-NEVIS		121	2,832
4411290000	FIBERBOARD WD/LIGNEOUS DENSTY .5 -.8 G/CM3, NESOI	M3	24	13,991
	ARUBA		18	8,003
	NETHERLAND ANTIL. EXC ARUBA		6	5,988
4412130000	PLYWOOD AT LEAST ONE OUTER PLY TROPICAL WOOD	M3	1,380	618,415
	ANGUILLA		105	76,628
	ANTIGUA		128	23,453
	ARUBA		11	3,927
	BRITISH VIRGIN ISLANDS		198	115,265
	DOMINICA		13	4,876
	DOMINICAN REPUBLIC		445	141,287
	GUADELOUPE		84	48,867
	MONTSERRAT		41	16,369
	NETHERLAND ANTIL. EXC ARUBA		162	65,146

TABLE 5 - EXPORTS OF MERCHANDISE FROM PUERTO RICO TO FOREIGN COUNTRIES,
BY COMMODITY AND COUNTRY OF DESTINATION: FISCAL YEAR 2001

COMM CODE	DESCRIPTION AND COUNTRY	UNIT	QUANTITY	VALUE - $
	ST.CHRISTOPHER-NEVIS		193	122,597
4412142500	PLYWOOD LEASE ONE OUTER PLY SPANSH CEDAR OR WALNUT	M3	32	9,057
	DOMINICAN REPUBLIC		32	9,057
4412143000	PLYWD 1 OUTER PLY NONCONIF WOOD NESOI NOT COVERED	M3	1	2,809
	BRITISH VIRGIN ISLANDS		1	2,809
4412194030	PLYWD 1 OUT PLY VA PINE ETC BOTH OUTER PLIES SFTWD	M3	5,522	949,887
	ANGUILLA		340	154,406
	BRITISH VIRGIN ISLANDS		785	290,812
	GUADELOUPE		3,701	226,464
	MONTSERRAT		13	6,663
	NETHERLAND ANTIL. EXC ARUBA		313	127,030
	ST.CHRISTOPHER-NEVIS		271	123,905
	TRINIDAD @ TOBAGO		99	20,607
4412195010	PLYWD ONE OUTER PLY DOUGLAS FIR BOTH SOFTWD, NESOI	M3	45	15,259
	BRITISH VIRGIN ISLANDS		45	15,259
4412195030	PLYWD OUTR PLY LONG LEAF PINE ETC BOTH SFTWD NESOI	M3	444	171,529
	ANGUILLA		26	15,497
	ANTIGUA		8	2,587
	BRITISH VIRGIN ISLANDS		179	64,961
	GUADELOUPE		112	44,643
	NETHERLAND ANTIL. EXC ARUBA		81	31,844
	ST.CHRISTOPHER-NEVIS		38	11,997
4412195050	PLYWOOD BOTH OUTER PLIES OF CONIFEROUS WOOD, NESOI	M3	125	53,243
	BRITISH VIRGIN ISLANDS		56	26,871
	MARTINIQUE		16	6,270
	MONTSERRAT		8	2,849
	NETHERLAND ANTIL. EXC ARUBA		45	17,253
4412221500	VENEER PANEL/ETC 1 OUTR PLY HRDWD 1 LYAR TRPCL WD	M3	4	3,488
	ANTIGUA		4	3,488
4412290000	VENEER PANELS ETC AT LEAST 1 OUTER PLY HRDWD NESOI	M3	193	54,302
	BRITISH VIRGIN ISLANDS		9	8,857
	DOMINICAN REPUBLIC		179	40,120
	GUADELOUPE		5	5,325
4412990000	VENEER PANELS AND SIMILAR LAMINATED WOOD, NESOI	M3	199	92,298
	ANGUILLA		67	33,837
	BRITISH VIRGIN ISLANDS		63	14,021
	GUADELOUPE		24	9,814
	MONTSERRAT		16	6,300
	NETHERLAND ANTIL. EXC ARUBA		28	23,112
	ST.CHRISTOPHER-NEVIS		1	5,214
4413000000	DENSIFIED WD BLOCKS/PLATES/STRIPS/PROFILE SHAPES	KG	4,009	12,211
	DOMINICAN REPUBLIC		4,009	12,211
4414000000	WOODEN FRAMES PAINTINGS, PHOTOGRAPHS, MIRRORS, ETC	NO	667	10,000
	DOMINICAN REPUBLIC		667	10,000
4415100000	CASES/BOXES/CRATES/SIMLR PACKNGS, CABLE-DRUMS, WOO	NO	18,630	81,000
	NETHERLAND ANTIL. EXC ARUBA		18,630	81,000
4415200000	PALLETS, BOX PALLETS AND OTHER LOAD BOARDS OF WOOD	NO	85,983	297,769
	ARUBA		12,408	42,972
	BELIZE		10,640	36,846
	BRAZIL		60,229	208,586
	DOMINICAN REPUBLIC		2,706	9,365
4417000000	TOOLS/TOOL & BROOM BODIES ETC SHOE LAST/TREES WOOD	X		30,731
	HONDURAS			26,560
	ST.VINCENT @ THE GRENADINES			4,171
4418100000	WINDOWS, FRENCH-WINDOWS AND THEIR FRAMES, OF WOOD	NO	1,622	57,406
	ANGUILLA		746	22,560
	BRITISH VIRGIN ISLANDS		437	23,113
	NETHERLAND ANTIL. EXC ARUBA		439	11,733
4418200030	FLUSH DOORS, OF WOOD	NO	1,850	50,589
	BRITISH VIRGIN ISLANDS		224	6,710
	DOMINICAN REPUBLIC		162	5,153
	GUADELOUPE		284	6,158
	MONTSERRAT		247	5,621
	NETHERLAND ANTIL. EXC ARUBA		238	6,766
	ST.CHRISTOPHER-NEVIS		695	20,181
4418200060	DOORS AND THEIR FRAMES, THRESHOLDS, OF WOOD, NESOI	NO	4,468	353,382
	ANGUILLA		629	58,850

TABLE 5 - EXPORTS OF MERCHANDISE FROM PUERTO RICO TO FOREIGN COUNTRIES,
BY COMMODITY AND COUNTRY OF DESTINATION: FISCAL YEAR 2001

COMM CODE	DESCRIPTION AND COUNTRY	UNIT	QUANTITY	VALUE - $
	BRITISH VIRGIN ISLANDS		513	60,313
	DOMINICA		75	4,230
	GUADELOUPE		433	44,429
	MONTSERRAT		193	15,298
	NAMIBIA		31	2,600
	NETHERLAND ANTIL. EXC ARUBA		1,482	95,004
	ST.CHRISTOPHER-NEVIS		1,112	72,658
4418300000	PARQUET PANELS, OF WOOD	M2	297	2,950
	ANTIGUA		297	2,950
4418904080	BUILDERS' JOINERY AND CARPENTRY OF WOOD, NESOI	X		277,161
	BRITISH VIRGIN ISLANDS			27,257
	DOMINICAN REPUBLIC			55,048
	GUADELOUPE			10,000
	JAMAICA			64,721
	MEXICO			60,000
	NETHERLAND ANTIL. EXC ARUBA			32,055
	VENEZUELA			28,080
4419000000	TABLEWARE AND KITCHENWARE, OF WOOD	X		11,777
	BARBADOS			3,140
	DOMINICAN REPUBLIC			5,385
	NAMIBIA			3,252
4420907000	JEWELRY BOXES/SILVERWARE CHESTS/CIGAR BOX ETC WOOD	NO	1,727	6,400
	BRITISH VIRGIN ISLANDS		1,700	3,400
	ST. LUCIA		27	3,000
4420908000	WOOD MARQUETRY, INLAID WOOD, CASKETS, ETC, NESOI	X		49,580
	ARUBA			9,440
	DOMINICAN REPUBLIC			6,698
	NETHERLAND ANTIL. EXC ARUBA			33,442
4421100000	CLOTHES HANGERS, OF WOOD	X		5,250
	NAMIBIA			5,250
4421904500	WOOD BLINDS, SHUTTERS, SCREENS AND SHADES	X		48,320
	NETHERLAND ANTIL. EXC ARUBA			42,520
	TRINIDAD @ TOBAGO			5,800
4421909850	ARTICLES OF WOOD, NESOI	X		174,057
	ANGUILLA			5,670
	ANTIGUA			36,670
	ARUBA			78,390
	AUSTRALIAN ISLANDS			5,806
	BRITISH VIRGIN ISLANDS			11,521
	SAUDI ARABIA			36,000
	CORK AND ARTICLES OF CORK	TOTAL		19,215
4504900000	AGGLOMERATED CORK & ARTICLES OF AGGLOM CORK, NESOI	X		19,215
	JAMAICA			19,215
	MANUFACTURES OF STRAW, OF ESPARTO OR OF OTHER PLAITING MATERIALS; BASKETWARE AND WICKERWORK	TOTAL		32,237
4602100000	BASKETWORK/OTHR ARTCLS VEG MATRLS NESOI INC LOOFAH	X		32,237
	ARUBA			11,044
	BARBADOS			10,193
	NETHERLAND ANTIL. EXC ARUBA			11,000
	PULP OF WOOD OR OF OTHER FIBROUS CELLULOSIC MATERIAL; WASTE AND SCRAP OF PAPER OR PAPERBOARD; PAPER AND PAPERBOARD AND ARTICLES THEREOF	TOTAL		33,331,894
	PULP OF WOOD OR OF OTHER FIBROUS CELLULOSIC MATERIAL;WASTE AND SCRAP OF PAPER OR PAPERBOARD	TOTAL		16,948,310
4704110000	CHEM WDPULP SULFITE GR CONIF UNBLEACHD, AIR DRY WT	CTN	64	14,168
	PERU		64	14,168

TABLE 5 - EXPORTS OF MERCHANDISE FROM PUERTO RICO TO FOREIGN COUNTRIES,
BY COMMODITY AND COUNTRY OF DESTINATION: FISCAL YEAR 2001

COMM CODE	DESCRIPTION AND COUNTRY	UNIT	QUANTITY	VALUE - $
4707100000	WASTE, SCRAP UNBLEACH KRAFT, CORRUGATD PAPER/PPRBD	T	69,307	6,965,313
	CHINA (TAIWAN)		251	41,780
	COLOMBIA		13,424	838,671
	ECUADOR		16,888	823,583
	EL SALVADOR		216	27,200
	HONDURAS		18	8,600
	PANAMA		3,037	806,655
	PERU		4,532	898,349
	REPUBLIC OF KOREA		3,991	309,145
	THAILAND		5,401	486,892
	VENEZUELA		21,549	2,724,438
4707200020	HIGH-GRADE DEINKING WASTE PAPER AND PAPERBOARD	T	25,919	2,419,452
	BANGLADESH		248	50,558
	CHINA (TAIWAN)		49	4,900
	CHINA,PEOPLE'S REP.(MAINLAND)		360	32,677
	COLOMBIA		489	68,549
	GUATEMALA		24	12,845
	INDIA		2,850	254,492
	ITALY		6,293	628,772
	MEXICO		351	53,139
	NETHERLANDS		612	126,715
	REPUBLIC OF KOREA		2,084	274,206
	SPAIN		10,383	715,499
	THAILAND		2,176	197,100
4707200040	WASTE/SCRAP PPR/PPRBD, BLCH CHEM PULP, NOT COLORED	T	2,717	483,373
	CHILE		74	18,044
	ECUADOR		1,127	144,276
	PERU		123	36,732
	PHILIPPINES		296	79,311
	REPUBLIC OF KOREA		594	141,279
	VENEZUELA		503	63,731
4707300020	NEWSPRINT WASTE AND SCRAP PAPER	T	4,902	554,908
	CHINA,PEOPLE'S REP.(MAINLAND)		102	10,226
	COLOMBIA		193	48,200
	GERMANY		26	5,471
	INDIA		372	26,670
	PANAMA		98	40,000
	PERU		146	52,000
	REPUBLIC OF KOREA		1,417	139,119
	THAILAND		2,345	209,560
	VENEZUELA		203	23,662
4707300040	WASTE/SCRAP PAPER, PAPERBD, MECHANICAL PULP, NESOI	T	24,935	5,067,358
	ARGENTINA		217	59,921
	COLOMBIA		790	122,664
	GUATEMALA		777	187,504
	NETHERLANDS		295	81,742
	PANAMA		197	71,000
	PERU		197	78,712
	REPUBLIC OF KOREA		741	88,543
	SPAIN		493	960,000
	THAILAND		2,810	325,496
	VENEZUELA		18,418	3,091,776
4707900000	WASTE, SCRAP, INCL UNSORTED, PAPER, PAPERBD, NESOI	T	11,046	1,443,738
	ARGENTINA		2,227	414,777
	BANGLADESH		441	39,691
	CHINA (TAIWAN)		630	38,905
	CHINA,PEOPLE'S REP.(MAINLAND)		322	20,130
	COLOMBIA		1,207	124,876
	COSTA RICA		800	27,600
	DOMINICAN REPUBLIC		150	44,844
	ECUADOR		263	67,800
	GUYANA		404	55,082
	INDIA		2,293	219,778
	PHILIPPINES		148	23,471
	REPUBLIC OF KOREA		1,428	248,692
	SPAIN		221	22,682
	VENEZUELA		512	95,410

TABLE 5 - EXPORTS OF MERCHANDISE FROM PUERTO RICO TO FOREIGN COUNTRIES,
BY COMMODITY AND COUNTRY OF DESTINATION: FISCAL YEAR 2001

COMM CODE	DESCRIPTION AND COUNTRY	UNIT	QUANTITY	VALUE - $
	PAPER AND PAPERBOARD; ARTICLES OF PAPER PULP, OF PAPER OR OF PAPERBOARD	TOTAL		13,258,089
4801000000	NEWSPRINT, IN ROLLS OR SHEETS	T	412	309,000
	BANGLADESH		412	309,000
4802200000	UNCTD BASE PPR TO BE SENSITIZD (PHOTO ETC) RLS/SHT	M2	20,380	41,225
	DOMINICAN REPUBLIC		5,030	33,370
	ST.CHRISTOPHER-NEVIS		15,350	7,855
4802300000	CARBONIZING BASE PAPER, UNCOATED, ROLLS OR SHEETS	KG	18,411	21,780
	NETHERLAND ANTIL. EXC ARUBA		18,411	21,780
4802511000	WRITING PPR UNCTD NOV 10% MECH FBR < 40 G/M2 RL/SH	KG	647	8,100
	DOMINICAN REPUBLIC		647	8,100
4802518000	PPR/PBRD UNCTD NOV 10% MECH NESOI < 40G/M2, RL/SHT	KG	1,319	12,200
	DOMINICAN REPUBLIC		1,319	12,200
4802521000	WRITING PPR UNCTD NOV 10% MECH 40-150G/M2 ROLL/SHT	KG	104	4,310
	ANGUILLA		104	4,310
4802528000	PPR/PBRD UNCTD NOV 10% MECH NESOI 40-150G/M2 RL/SH	KG	83,713	70,295
	ANTIGUA		5,861	11,618
	DOMINICAN REPUBLIC		61,595	43,000
	NETHERLAND ANTIL. EXC ARUBA		16,257	15,677
4803000000	TOILET ETC HSHLD/SANTRY STOCK PAPER IN ROLL/SHEETS	KG	227,069	313,313
	ANTIGUA		4,676	3,500
	ARUBA		580	8,410
	DOMINICAN REPUBLIC		119,061	180,328
	NETHERLAND ANTIL. EXC ARUBA		102,752	121,075
4804110000	KRAFTLINER, UNCOATED UNBLEACHED IN ROLLS OR SHEETS	KG	169,133	67,653
	DOMINICAN REPUBLIC		169,133	67,653
4804394040	KRAFT WRAPPING PPR UNCTD NESOI BLCHD 150G/M2/LESS	KG	37,135	63,908
	DOMINICAN REPUBLIC		37,135	63,908
4804510000	KRFT PPR/PPRBRD UNCTD UNBLCHD 225G/M2/MORE RLL/SHT	KG	32,740	50,688
	DOMINICAN REPUBLIC		32,740	50,688
4805290040	PPR/PPRBRD UNCTD NESOI MULTIPLY UNBLCHD, ROLL/SHTS	KG	16,212	21,855
	DOMINICAN REPUBLIC		16,212	21,855
4805300000	SULFITE WRAPPING PAPER UNCOATED IN ROLLS OR SHEETS	KG	3,148	6,622
	DOMINICAN REPUBLIC		3,148	6,622
4805500000	FELT PAPER/PAPERBOARD EX KRAFT UNCTD, ROLLS/SHEETS	KG	4,419	35,902
	NETHERLAND ANTIL. EXC ARUBA		4,419	35,902
4805604000	WRAPPING PPR EX KRAFT, UNCTD 150G/M2/LESS ROLL/SHT	KG	1,317	2,838
	DOMINICAN REPUBLIC		1,317	2,838
4805705000	PPR/PBRD EX KRAFT UNCTD NESOI 151-224G/M2 RLL/SHTS	KG	15,785	12,673
	DOMINICAN REPUBLIC		15,785	12,673
4807901000	STRAW PPR/PBRD NOT SURFACE-COATD/IMPREGNATD RLL/SH	KG	85,214	34,190
	MEXICO		85,214	34,190
4807905000	COMPOSITE PAPER/PPRBOARD NESOI NT IMPREGNTD ETC RL	KG	38,248	27,085
	VENEZUELA		38,248	27,085
4808100000	CORRUGATED PPR/PBRD, W/N PERFORATED NESOI ROLL/SHT	KG	2,805	6,260
	DOMINICAN REPUBLIC		2,805	6,260
4808900000	PAPER/PBOARD NESOI EMBOSSED OR PERFORATED ROLL/SHT	KG	64,613	533,895
	DOMINICAN REPUBLIC		64,613	533,895
4809900000	COPYING/TRANSFER PAPER COATD/IMPREGNTD ROLL/SHEETS	KG	490	3,500
	BRITISH VIRGIN ISLANDS		490	3,500
4810114000	PPR/PBRD WRITNG ETC NESOI CLAY CTD NOV 150G/M2 ETC	KG	91,499	122,073
	CHILE		2,067	48,150
	DOMINICAN REPUBLIC		89,432	73,923
4810210000	PAPER, LIGHT-WGH COATED WRITING ETC OVER 10% MECH	KG	6,798	4,975
	DOMINICAN REPUBLIC		6,798	4,975
4810290000	PPR/PBRD EX LIT-WGH WRITNG ETC CLAY CTD OV 10% MEC	KG	936,290	802,158
	DOMINICAN REPUBLIC		936,290	802,158
4810310040	KRFT BASE STCK TRAY CUP ETC CLAY CTD BLCH 150G/M2<	KG	48,623	115,641
	DOMINICAN REPUBLIC		48,623	115,641
4811290000	PPR/PBRD, GUMMED OR ADHESIVE, NESOI, ROLLS/SHEETS	KG	252	3,991
	NETHERLAND ANTIL. EXC ARUBA		252	3,991
4811314000	PPR/PBRD CTD/IMPG/COV PLASTICS BLCHD >.3MM THK RLL	KG	8,555	12,340
	DOMINICAN REPUBLIC		8,555	12,340
4811392000	PRINTING PPR CTD/IMPG/COV PLASTIC W/N BLC 150G/M2<	KG	20,853	55,622
	BRITISH VIRGIN ISLANDS		20,853	55,622

TABLE 5 - EXPORTS OF MERCHANDISE FROM PUERTO RICO TO FOREIGN COUNTRIES,
BY COMMODITY AND COUNTRY OF DESTINATION: FISCAL YEAR 2001

COMM CODE	DESCRIPTION AND COUNTRY	UNIT	QUANTITY	VALUE - $
4811400000	PPR/PBRD CTD/IMPG/COV WTH WAX/STEARIN ETC RLL/SHTS	KG	7,199	7,617
	DOMINICAN REPUBLIC		7,199	7,617
4811903000	PPR/PPRBOARD, IMPREGNATED WTH LATEX, IN ROLL/SHEET	KG	13,790	73,346
	DOMINICAN REPUBLIC		13,790	73,346
4811909000	PPR/PBRD/CELLULSE WADDNG & WEBS COAT/COV ETC NESOI	KG	126,122	259,877
	BARBADOS		7,961	17,651
	DOMINICAN REPUBLIC		30,464	35,420
	NETHERLAND ANTIL. EXC ARUBA		7,426	17,457
	TRINIDAD @ TOBAGO		80,271	189,349
4814900000	WALLPR/SIMLR WALLCVRNG NESOI; PPR WINDW TRANSPAREN	KG	683	10,279
	SINGAPORE		287	5,030
	UNITED KINGDOM OF GT BRITAIN		396	5,249
4815000000	FLOOR COVERINGS, PPR/PPRBOARD BASE, W/N CUT TO SZ	KG	2,627	15,765
	DOMINICAN REPUBLIC		2,627	15,765
4816200000	SELF-COPY PAPER, CUT TO SIZE OR SHAPE	KG	14,501	29,364
	DOMINICAN REPUBLIC		12,153	25,900
	ST.CHRISTOPHER-NEVIS		2,348	3,464
4817100000	ENVELOPES OF PAPER/PAPERBOARD, FOR CORRESPONDENCE	THS	14,927	16,380
	COLOMBIA		13,927	7,880
	DOMINICAN REPUBLIC		1,000	8,500
4818100000	TOILET PAPER	KG	52,295	117,488
	DOMINICAN REPUBLIC		44,187	104,276
	GUADELOUPE		6,294	10,122
	NETHERLAND ANTIL. EXC ARUBA		1,814	3,090
4818200020	TOWELS OF PAPER PULP/PAPER/CELLULOSE WADDING/WEBS	KG	42,925	111,097
	BRITISH VIRGIN ISLANDS		3,705	13,635
	DOMINICAN REPUBLIC		14,104	50,379
	GUADELOUPE		1,321	10,569
	NETHERLAND ANTIL. EXC ARUBA		23,795	36,514
4818200040	HANDKERCHIEFS & CLEANSING/FACIAL TISSUES PAPER ETC	KG	6,098	19,333
	BRITISH VIRGIN ISLANDS		3,187	11,461
	GUADELOUPE		2,751	5,364
	HAITI		160	2,508
4818300000	TABLECLOTHS & TABLE NAPKINS OF PAPER, PPR PULP ETC	KG	14,691	36,123
	DOMINICAN REPUBLIC		14,515	33,002
	GUADELOUPE		176	3,121
4818402000	SANITARY PRODUCTS OF PAPER PULP	KG	21,767	75,037
	ANGUILLA		4,136	18,777
	EL SALVADOR		17,631	56,260
4818404010	SANITARY NAPKINS/TAMPONS EX PPR PULP, OF PAPER ETC	KG	23,941	101,161
	BARBADOS		1,814	7,802
	GUYANA		697	3,841
	HAITI		1,341	4,802
	NAMIBIA		3,470	15,508
	ST. LUCIA		2,065	21,201
	ST.VINCENT @ THE GRENADINES		633	2,995
	TRINIDAD @ TOBAGO		13,921	45,012
4818404030	DIAPERS & DIAPER LINERS EX PAPER PULP OF PAPER ETC	KG	906,430	2,464,578
	ANTIGUA		16,318	30,177
	ARUBA		7,283	31,435
	BAHAMAS		16,058	30,421
	BARBADOS		71,770	166,448
	BRITISH VIRGIN ISLANDS		3,853	20,002
	COLOMBIA		3,191	26,066
	DOMINICAN REPUBLIC		428,097	1,200,392
	GUADELOUPE		839	34,711
	HAITI		63,990	103,973
	JAMAICA		142,708	464,230
	MEXICO		56,457	58,265
	NETHERLAND ANTIL. EXC ARUBA		66,283	176,729
	ST.CHRISTOPHER-NEVIS		29,583	121,729
4818404060	SANITARY PRODUCTS NESOI EX PPR PULP, OF PAPER ETC	KG	78,720	306,233
	DOMINICAN REPUBLIC		63,935	277,063
	NETHERLAND ANTIL. EXC ARUBA		14,785	29,170
4818500000	ARTCLS OF APPAREL/CLOTHING ACCESSORS OF PAPER ETC	KG	11,130	57,364
	BARBADOS		566	29,917
	GUADELOUPE		1,631	6,578

TABLE 5 - EXPORTS OF MERCHANDISE FROM PUERTO RICO TO FOREIGN COUNTRIES,
BY COMMODITY AND COUNTRY OF DESTINATION: FISCAL YEAR 2001

COMM CODE	DESCRIPTION AND COUNTRY	UNIT	QUANTITY	VALUE - $
	HAITI		6,966	12,184
	ST. LUCIA		24	4,059
	TRINIDAD @ TOBAGO		1,943	4,626
4818900000	BED SHEETS & SIMLR HOUSEHLD/HOSPITAL ART PPR NESOI	KG	7,721	44,411
	COLOMBIA		116	4,200
	DOMINICAN REPUBLIC		1,136	2,951
	GERMANY		6,469	37,260
4819100040	CARTONS/BOXES/CASES OF CORRUGATED PPR/PBRD, NESOI	KG	1,720,570	2,956,667
	COSTA RICA		1,139,096	2,185,562
	DOMINICAN REPUBLIC		558,998	712,621
	ECUADOR		6,154	9,364
	GERMANY		1,707	4,101
	MALAYSIA		4,542	16,939
	VENEZUELA		10,073	28,080
4819200040	FLDNG CRTNS/BOXES/CASES OF NON-CORRUGATED PR NESOI	KG	94,859	352,362
	BARBADOS		25,524	10,494
	CHILE		8,438	24,499
	DOMINICAN REPUBLIC		37,933	47,423
	ECUADOR		21,964	266,328
	MALAYSIA		1,000	3,618
4819300020	SHIPPNG SACKS/MULTIWALL BAGS BASE WIDTH 40CM>, PPR	KG	24,052	54,500
	PANAMA		24,052	54,500
4819300040	SACKS & BAGS, BASE WIDTH OF 40CM/MORE, PAPER NESOI	KG	1,226	3,007
	BRITISH VIRGIN ISLANDS		1,226	3,007
4819400040	SACKS & BAGS, CONES, BASE WIDTH <40CM, PAPER NESOI	KG	6,918	139,893
	DOMINICAN REPUBLIC		6,634	134,593
	NETHERLAND ANTIL. EXC ARUBA		284	5,300
4819504020	FIBER DRUMS/CANS/TUBES & SIMLR CNTRS OF PAPER ETC	KG	28,469	21,994
	DOMINICAN REPUBLIC		26,784	18,255
	TRINIDAD @ TOBAGO		1,685	3,739
4819504040	RIGID BOXES & CARTONS OF PAPER/PAPERBOARD, NESOI	KG	122,508	338,656
	COSTA RICA		76,203	240,367
	DOMINICAN REPUBLIC		46,305	98,289
4819504060	PACKING CONTAINERS NESOI OF PAPER, PPRBRD, ETC	KG	95,243	57,621
	BRAZIL		79,009	52,254
	DOMINICAN REPUBLIC		16,234	5,367
4820100000	REGISTERS/ACCT BKS/NOTEBKS/LETTER PAD ETC PPR/PBRD	NO	47,251	38,748
	BRAZIL		7,200	2,645
	BRITISH VIRGIN ISLANDS		15,840	13,103
	DOMINICAN REPUBLIC		24,211	23,000
4820200000	EXERCISE BOOKS, OF PAPER OR PAPERBOARD	NO	255,504	319,378
	VENEZUELA		255,504	319,378
4820300040	BINDERS EX LOOSELEAF/FOLDERS/FILE COVERS, PPR/PBRD	KG	50,133	88,441
	DOMINICAN REPUBLIC		50,133	88,441
4820400000	MANIFOLD BUSINESS FORMS/INTRLEAVD CARBON SETS PPR	KG	35,265	487,084
	JAPAN		35,265	487,084
4820500000	ALBUMS FOR SAMPLES/COLLECTIONS OF PAPER/PAPERBOARD	NO	2,193	9,248
	DOMINICAN REPUBLIC		2,193	9,248
4821100000	PAPER AND PAPERBOARD LABELS OF ALL KINDS, PRINTED	KG	43,800	612,344
	ARUBA		2,000	3,500
	CANADA		2,589	14,881
	DOMINICAN REPUBLIC		13,413	527,585
	ECUADOR		13,026	3,209
	FRANCE		11,958	57,345
	MALAYSIA		814	5,824
4821902000	PAPER/PPRBOARD LABELS, UNPRINTED, PRESSURE-SENSTVE	KG	44,619	126,153
	DOMINICAN REPUBLIC		43,122	46,591
	ITALY		1,497	79,562
4821904000	PAPER/PPRBRD LABELS, UNPRINTED, NOT PRESSR-SENSTVE	KG	11,602	86,045
	COSTA RICA		10,854	76,073
	DOMINICAN REPUBLIC		748	9,972
4823110000	GUMMED/ADHESIVE PPR STRIP/ROLL PRSSR-SENS NT LABEL	KG	952	3,570
	TRINIDAD @ TOBAGO		952	3,570
4823190000	GUMMED/ADHESIVE PPR STRIP/RLL NT PRSS-SEN NT LABEL	KG	111,027	141,900
	DOMINICAN REPUBLIC		111,027	141,900
4823400000	ROLL/SHEET/DIAL PRINTED FR SELF-RECORDNG APPR, PPR	KG	57,535	133,252
	JAMAICA		57,535	133,252

TABLE 5 - EXPORTS OF MERCHANDISE FROM PUERTO RICO TO FOREIGN COUNTRIES,
BY COMMODITY AND COUNTRY OF DESTINATION: FISCAL YEAR 2001

COMM CODE	DESCRIPTION AND COUNTRY	UNIT	QUANTITY	VALUE - $
4823510000	PPR/PBRD FOR GRAPHICS NESOI PRNT/EMBSSD ETC CUT SZ	KG	41,218	94,554
	CHILE		41,218	94,554
4823600020	CUPS & ROUND NESTED FOOD CNTNRS OF PAPER/PPRBOARD	KG	6,877	14,903
	NETHERLAND ANTIL. EXC ARUBA		6,877	14,903
4823600040	TRAYS/DISHES/PLATES ETC NESOI OF PAPER/PPRBOARD	KG	21,053	36,619
	DOMINICAN REPUBLIC		15,367	26,729
	ST.CHRISTOPHER-NEVIS		5,686	9,890
4823903000	CARDS, NOT PUNCHED FR PUNCH CARD MACHINE, PPR/PBRD	KG	35,948	86,333
	BARBADOS		6,029	14,230
	NETHERLAND ANTIL. EXC ARUBA		4,424	9,350
	ST. LUCIA		257	3,000
	TRINIDAD @ TOBAGO		25,238	59,753
4823908550	ARTICLES OF PPR PULP/PPR/PPRBRD/CELLULSE ETC NESOI	KG	145,878	545,272
	ARUBA		107	4,996
	BAHAMAS		558	8,095
	BARBADOS		940	24,738
	BELIZE		271	2,556
	BRITISH VIRGIN ISLANDS		385	2,926
	CAYMAN ISLANDS		655	8,991
	COSTA RICA		460	8,938
	DOMINICAN REPUBLIC		105,685	269,804
	GRENADA		307	2,646
	JAMAICA		31,858	169,388
	NETHERLAND ANTIL. EXC ARUBA		1,680	14,713
	TRINIDAD @ TOBAGO		2,972	27,481
	PRINTED BOOKS, NEWSPAPERS, PICTURES AND OTHER PRODUCTS OF THE PRINTING INDUSTRY;MANUSCRIPTS,TYPESCRIPTS AND PLANS	TOTAL		3,125,495
4901100000	PRINTED BOOKS/BROCHURES/LEAFLETS ETC,SINGLE SHEETS	KG	10,594	51,708
	BARBADOS		93	3,774
	DOMINICAN REPUBLIC		10,407	44,585
	VENEZUELA		94	3,349
4901910040	ENCYCLOPEDIAS AND SERIAL INSTALLMENTS THEREOF	NO	17,865	95,872
	DOMINICAN REPUBLIC		80	3,320
	MEXICO		17,785	92,552
4901990010	TEXTBOOKS	NO	140,118	663,404
	COLOMBIA		6,447	27,397
	DOMINICAN REPUBLIC		15,410	73,911
	GUYANA		841	3,570
	MEXICO		112,107	522,025
	NETHERLAND ANTIL. EXC ARUBA		1,274	9,909
	SPAIN		509	11,592
	VENEZUELA		3,530	15,000
4901990020	NEWSPAPER/JOURNALS/PERIODICALS BOUND EX PAPER, SET	NO	13,335	20,000
	DOMINICAN REPUBLIC		3,334	5,000
	VENEZUELA		10,001	15,000
4901990040	BIBLES/TESTAMENTS/PRAYER BOOKS OTH RELIGIOUS BOOKS	NO	26,806	22,442
	BARBADOS		1,141	5,236
	BRITISH VIRGIN ISLANDS		8	2,712
	DOMINICAN REPUBLIC		18,900	6,048
	VENEZUELA		6,757	8,446
4901990050	TECHNICAL, SCIENTIFIC AND PROFESSIONAL BOOKS	NO	81,775	457,265
	DOMINICAN REPUBLIC		77,466	434,646
	HAITI		3,429	18,000
	JAPAN		880	4,619
4901990055	ART AND PICTORIAL BOOKS PRINTED NOT SINGLE SHEETS	NO	2,979	4,468
	DOMINICAN REPUBLIC		2,979	4,468
4901990070	HARDBOUND BOOKS, NESOI	NO	2,234	7,614
	DOMINICAN REPUBLIC		2,234	7,614
4901990075	RACK SIZE PAPERBOUND BOOKS, NESOI	NO	73,497	102,047
	ARGENTINA		8,353	10,440
	ARUBA		12,532	20,931
	BARBADOS		3,025	3,780
	BRAZIL		31,681	44,514

TABLE 5 - EXPORTS OF MERCHANDISE FROM PUERTO RICO TO FOREIGN COUNTRIES,
BY COMMODITY AND COUNTRY OF DESTINATION: FISCAL YEAR 2001

COMM CODE	DESCRIPTION AND COUNTRY	UNIT	QUANTITY	VALUE - $
	CHINA,PEOPLE'S REP.(MAINLAND)		17,906	22,382
4901990093	PRINTED MATTER NESOI 49 OR MORE PAGES EA EX COVERS	NO	48,285	33,343
	JAPAN		410	3,613
	NETHERLANDS		47,875	29,730
4902100000	NEWSPAPERS, JOURNALS, PERIODICALS, 4 TIMES A WEEK	KG	216,050	426,842
	TRINIDAD @ TOBAGO		5,205	5,152
	VENEZUELA		210,845	421,690
4902905000	JOURNALS/PERIODICALS NESOI, INCL SINGL ISSUES TIED	NO	20,024	28,784
	ARUBA		3,440	9,178
	DOMINICAN REPUBLIC		16,584	19,606
4903000000	CHILDREN'S PICTURE, DRAWING OR COLORING BOOKS	NO	182,347	33,095
	DOMINICAN REPUBLIC		182,347	33,095
4906000000	PLANS, DRAWINGS FOR ARCHITECTURAL, ETC PURPOSES	KG	425	3,260
	JAPAN		425	3,260
4907000000	UNUSED POSTAGE, BANKNOTES, CHECK FORMS, STOCK, ETC	KG	873	67,531
	ANTIGUA		37	3,134
	NIGERIA		2	26,400
	REP. OF SOUTH AFRICA		304	13,330
	UNITED KINGDOM OF GT BRITAIN		530	24,667
4908900000	TRANSFERS (DECALOMANIAS), NESOI	KG	40	2,646
	GUADELOUPE		40	2,646
4909004020	GREETING CARDS, PRINTED	THS	873	36,785
	GUADELOUPE		5	3,199
	GUATEMALA		240	4,837
	PANAMA		628	28,749
4910000000	CALENDARS, CALENDAR BLOCKS OF ANY KIND, PRINTED	KG	4,838	21,331
	HONG KONG		4,838	21,331
4911100050	CATALOGS, PRINTED	KG	5,305	154,273
	BRAZIL		4,141	58,545
	DOMINICAN REPUBLIC		1,109	92,730
	TRINIDAD @ TOBAGO		55	2,998
4911100090	TRADE ADVERTISING MATERIAL, PRINTED, NESOI	KG	126,776	380,856
	BARBADOS		195	3,120
	CHILE		22,939	57,500
	COLOMBIA		28,828	71,500
	DOMINICAN REPUBLIC		12,374	73,579
	HONDURAS		7,276	6,737
	MEXICO		32,620	96,677
	NETHERLAND ANTIL. EXC ARUBA		301	8,300
	PERU		22,175	55,000
	ST.CHRISTOPHER-NEVIS		68	8,443
4911910040	PICTURES, DESIGNS AND PHOTOGRAPHS, PRINTED, NESOI	KG	1,630	2,540
	ARGENTINA		1,630	2,540
4911990000	PRINTED MATTER, NESOI	KG	26,114	509,389
	CHILE		72	6,719
	DENMARK		139	4,720
	DOMINICAN REPUBLIC		11,336	372,354
	MALAYSIA		1,492	75,058
	UNITED KINGDOM OF GT BRITAIN		2	20,925
	VENEZUELA		13,073	29,613
	TEXTILES AND TEXTILES ARTICLES	TOTAL		187,202,593
	SILK	TOTAL		134,529
5003900000	OTHER SILK WASTE	KG	818	18,578
	NETHERLAND ANTIL. EXC ARUBA		818	18,578
5007200000	OTHER FABRICS >=85% SILK/SILK WASTE, NOT NOIL SILK	M2	8,624	65,951
	DOMINICAN REPUBLIC		8,624	65,951
5007900000	WOVEN FABRICS OF SILK OR SILK WASTE - OTHER NESOI	M2	6,538	50,000
	DOMINICAN REPUBLIC		6,538	50,000
	WOOL,FINE OR COARSE ANIMAL HAIR; HORSEHAIR YARN AND WOVEN FABRIC	TOTAL	9,125	66,600
5111110000	WOVN FBRC CRD WOOL/FN ANML HR>=85% WL/FAH/300 G/M2	M2	9,125	66,600
	MEXICO		9,125	66,600

TABLE 5 - EXPORTS OF MERCHANDISE FROM PUERTO RICO TO FOREIGN COUNTRIES,
BY COMMODITY AND COUNTRY OF DESTINATION: FISCAL YEAR 2001

COMM CODE	DESCRIPTION AND COUNTRY	UNIT	QUANTITY	VALUE - $
	COTTON	TOTAL		1,044,159
5202100000	COTTON WASTE: YARN WASTE (INCLUDING THREAD WASTE)	KG	3,996	5,250
	NAMIBIA		3,996	5,250
5203000000	COTTON, CARDED OR COMBED	KG	14,969	16,237
	DOMINICAN REPUBLIC		14,969	16,237
5205120000	COT YRN,SNGL,UNCMBD,>=85%COT,NT RETAIL,>14NM<=43NM	KG	776	5,283
	DOMINICA		776	5,283
5205410000	COT YRN,MULTIPLE,COMBED,>=85%COT,NOT RETAIL,<=14NM	KG	21,458	197,962
	GUATEMALA		6,585	73,381
	MEXICO		14,873	124,581
5208118020	POPLIN/BRDCLTH,P/W,UNBLCH,>=85%COT,<=100G/M2,>=69#	M2	3,427	19,306
	DOMINICAN REPUBLIC		3,427	19,306
5208226060	PRNTCLTH,PLN/WV,BLCH,>=85%COT,>100<=200G/M2,44-68#	M2	1,553	5,026
	DOMINICAN REPUBLIC		1,553	5,026
5208330000	3 OR 4-THREAD TWIL(INC CROSS)DYED>=85%COT<=200G/M2	M2	45,629	103,562
	DOMINICAN REPUBLIC		45,629	103,562
5208399000	OTHER WOVEN COTTON FABRICS,DYED,>=85%COT,<=200G/M2	M2	29,970	70,792
	DOMINICAN REPUBLIC		29,970	70,792
5208530000	WOV FAB COT CON >85% WGT <200G/M2 3-4TWL PRINTED	M2	56,700	50,675
	DOMINICAN REPUBLIC		56,700	50,675
5209110090	WOV COT FAB 85% COT UNBL PL WV >200 G/M2 OT P WV D	M2	33,410	90,180
	DOMINICAN REPUBLIC		33,410	90,180
5209390030	WOV COT FAB, 85% COT DY SATIN ETC OVER 200 G/M2	M2	1,294	4,256
	ARUBA		1,294	4,256
5209390070	WOV COT FAB 85% COT, DY NOTPLWOV NESOI OV 200 G/M2	M2	40,620	138,953
	ANGUILLA		2,248	7,764
	ARUBA		8,961	29,981
	BRITISH VIRGIN ISLANDS		3,885	13,416
	DOMINICA		3,561	11,930
	NETHERLAND ANTIL. EXC ARUBA		7,370	25,453
	ST. LUCIA		4,289	14,813
	ST.CHRISTOPHER-NEVIS		2,013	6,948
	VENEZUELA		8,293	28,648
5209420030	WOV FAB COT >85% COT >200G/M2 YR D C D <=360G/M2	M2	34,018	77,841
	DOMINICAN REPUBLIC		34,018	77,841
5209420050	WOV FAB COT >85% COT >200G/M2 YR DF C D >360G/M2	M2	161,106	230,155
	DOMINICAN REPUBLIC		161,106	230,155
5209490000	WOV COT FAB >85% COT YN DY >200 G/M2 OTH FABRICS	M2	13,126	21,350
	DOMINICAN REPUBLIC		13,126	21,350
5211490000	WOV COT FAB <85% COT M MMF YDC >200G/M2 OT FABRICS	M2	3,735	7,331
	SINGAPORE		3,735	7,331
	OTHER VEGETABLE TEXTILE FIBERS;PAPER YARN AND WOVEN FABRICS OF PAPER YARN	TOTAL		30,477
5308300000	YARN OF OTHER TEXTILE FIBERS; PAPER YARN	KG	1,089	4,603
	NETHERLAND ANTIL. EXC ARUBA		1,089	4,603
5309190000	WOVEN FABRICS >=85% BY WEIGHT OF FLAX OTHER	M2	1,117	2,834
	DOMINICAN REPUBLIC		1,117	2,834
5310100000	WOV FB JUTE/O TX BAST F EX FLX TR HMP & R RW/PNS U	M2	14,528	23,040
	ARUBA		14,528	23,040
	MAN-MADE FILAMENTS	TOTAL		346,840
5401100000	SEWING THREAD SYNTHETIC FILAMENTS, FOR RETAIL SALE	KG	1,248	16,298
	CHILE		493	4,895
	DOMINICAN REPUBLIC		755	11,403
5401200000	SEWING THREAD ARTIFICIAL FILAMENTS FOR RETAIL SALE	KG	121	2,658
	DOMINICAN REPUBLIC		121	2,658
5402200000	SYN FIL YARN EX SEWING NO RETAIL, POLYESTER	KG	297	3,631
	ANTIGUA		297	3,631
5402310000	SYN FIL YN EXSEW NO RT TX NYLON YN NOV 500 DECITEX	KG	106	2,716
	HONG KONG		106	2,716
5402330000	SYN FIL YN EXSEW NO RT TX POLYESTER	KG	16,957	27,979
	DOMINICAN REPUBLIC		16,957	27,979

TABLE 5 - EXPORTS OF MERCHANDISE FROM PUERTO RICO TO FOREIGN COUNTRIES,
BY COMMODITY AND COUNTRY OF DESTINATION: FISCAL YEAR 2001

COMM CODE	DESCRIPTION AND COUNTRY	UNIT	QUANTITY	VALUE - $
5402390000	SYN FIL YN EXSEW NO RT TEXT NESOI	KG	135	13,250
	DOMINICAN REPUBLIC		135	13,250
5402620000	POLYESTERS FILMT YN MULTIPLE/CABLED NT RETAIL SALE	KG	6,411	85,168
	DOMINICAN REPUBLIC		6,102	76,493
	SAUDI ARABIA		309	8,675
5405006000	ARTIFICIAL STRIP WIDTH NOT EXCEEDING 5 MM	KG	424	34,250
	DOMINICAN REPUBLIC		424	34,250
5406100040	SYNTHETIC FILAMENT YARN POLYESTER, FOR RETAIL SALE	KG	14,826	29,119
	DOMINICAN REPUBLIC		14,826	29,119
5407100000	WOV FAB SYN FIL HI TEN NYLON ETC AND POLYESTER	M2	4,583	9,004
	DOMINICAN REPUBLIC		4,583	9,004
5407520000	WOV FAB SYN FIL YN NESOI 85% TEX POLYESTER DYED	M2	612	3,396
	MEXICO		612	3,396
5407699000	WOV FAB OF SYN FIB OTH WOV FAB > 85% POLY FIL PRNT	M2	20,030	29,691
	DOMINICAN REPUBLIC		20,030	29,691
5407710000	WOV FAB SYN FIL YN NESOI 85% SYN FIL NESOI UNBL BL	M2	30,006	64,418
	DOMINICAN REPUBLIC		30,006	64,418
5407740000	WOV FAB SYN FIL YN NESOI 85% SYN FIL NESOI PRINTED	M2	3,615	7,760
	DOMINICAN REPUBLIC		3,615	7,760
5408100000	WOVEN FAB OF VISCOSE RAYON, HIGH TENACITY YARN	M2	3,983	17,502
	BRITISH VIRGIN ISLANDS		1,350	2,775
	DOMINICAN REPUBLIC		2,633	14,727
	MAN-MADE STAPLE FIBERS	TOTAL		809,980
5501100000	SYNTHETIC FILAMENT TOW OF NYLON OR OTHER POLYAMIDE	KG	7,433	26,565
	COSTA RICA		7,433	26,565
5504100000	ARTIF STP FIB NT CRD, CMB OR PRSD SPNG: VIS RAYON	KG	43,126	55,618
	ARGENTINA		43,126	55,618
5505200000	WASTE NOILS, YARN WST & GARN STCK MMF ARTIF FIBER	KG	20,743	24,947
	DOMINICAN REPUBLIC		20,743	24,947
5508100000	SEW THD MMF STPL FIB WTH NT RETAIL SALE SYN STP FB	KG	124,039	524,420
	COSTA RICA		726	8,877
	DOMINICAN REPUBLIC		43,452	406,883
	HAITI		79,353	79,981
	MEXICO		508	28,679
5508200000	SEW THD MMF STPL FIB WTH NT RETAIL SALE ART STP FB	KG	2,394	40,661
	DOMINICAN REPUBLIC		2,394	40,661
5512190000	WOV FAB >=85% SYNTH ST FB POLY STP FIBER OTHER	M2	4,741	4,742
	MEXICO		4,741	4,742
5512910000	WOV FAB >=85% SYN ST FIB OTHER UNBLEACH/BLEACHED	M2	6,288	10,323
	DOMINICAN REPUBLIC		6,288	10,323
5513190000	WV FB SYN SF <85% S F M COT WT<170G/M2 U/B OT WV F	M2	34,552	97,277
	DOMINICAN REPUBLIC		34,552	97,277
5515290000	OTH WOV FAB SYN ACR/MACR STAPLE FIBERS OTHR-NESOI	M2	14,052	25,427
	UNITED KINGDOM OF GT BRITAIN		14,052	25,427
	WADDING,FELT AND NONWOVENS;SPECIAL YARNS;TWINE,CORDAGE,ROPES AND CABLES AND ARTICLES THEREOF	TOTAL	58,644	282,299
5601100000	SANITARY NAP & TAMP, DIAP & LINER & SIMI ARTI WAD	KG	1,539	16,521
	DOMINICAN REPUBLIC		1,539	16,521
5601210000	WADDING; OTHER ARTICLES OF WADDING OF COTTON	KG	871	7,500
	ST. LUCIA		871	7,500
5601220000	WADDING; OTHER ARTICLES OF WADDING OF MANMADE FIB	KG	9,183	104,137
	CHILE		1,031	8,407
	DOMINICAN REPUBLIC		8,152	95,730
5602909000	OTH FELT NT IMPREG COATED COV OR LAM NT M-MADE FIB	KG	23,940	4,858
	COLOMBIA		23,940	4,858
5603943500	NONWOVENS NOT OF MMF > 150 G/M2; NT FLR COVR UNDLY	KG	6,622	108,804
	DOMINICAN REPUBLIC		6,622	108,804
5604100000	RUB THREAD AND CORD TEX COV LIKE HEADING 5404/5405	KG	577	14,650
	DOMINICAN REPUBLIC		577	14,650
5605000000	METAL YRN WHET O NT GIMP TEX YRN O STRIP W/METAL	KG	240	2,875
	NETHERLAND ANTIL. EXC ARUBA		240	2,875
5607100000	TWINE CORD ROPE & CABLE OF JUTE OR OTHER TEX BAST	KG	345	4,060

TABLE 5 - EXPORTS OF MERCHANDISE FROM PUERTO RICO TO FOREIGN COUNTRIES,
BY COMMODITY AND COUNTRY OF DESTINATION: FISCAL YEAR 2001

COMM CODE	DESCRIPTION AND COUNTRY	UNIT	QUANTITY	VALUE - $
	BRITISH VIRGIN ISLANDS		345	4,060
5607290000	TWINE, CORD, ROPE & CABLE, OF SISAL FIBERS, NESOI	KG	15,278	14,894
	DOMINICAN REPUBLIC		15,278	14,894
5607500000	TWINE, CORD WHET/NT PLAIT IMPREG W/RUB OTH SYN FIB	KG	49	4,000
	ANTIGUA		49	4,000
	CARPETS AND OTHER TEXTILE FLOOR COVERINGS	TOTAL	4,503	61,414
5702100000	KELEM,SCHUMACKS,KARAMANIE,&SIMILAR HAND-WOVEN RUGS	M2	1,023	15,990
	GUATEMALA		1,023	15,990
5702320000	CARPETS,ETC OF MMF TEXTL MATERIAL,PILE,NOT MADE-UP	M2	10	3,004
	PANAMA		10	3,004
5705000000	OTHR CARPETS&OTHR TEX FLOOR COV,WHETHR/NOT MADE-UP	M2	3,470	42,420
	DOMINICAN REPUBLIC		3,470	42,420
	SPECIAL WOVEN FABRICS;TUFTED TEXTILE FABRICS; LACE; TAPESTRIES; TRIMMINGS; EMBROIDERY	TOTAL		33,406,713
5801250000	WOV PILE FAB & CHENILLE FAB COT WARP PILE FAB, CUT	M2	4,758	18,099
	UNITED KINGDOM OF GT BRITAIN		4,758	18,099
5801350000	WOV PILE FAB & CHENILLE FAB MMF WARPPILE FAB, CUT	M2	6,236	47,298
	DOMINICAN REPUBLIC		6,236	47,298
5801900000	WOV PILE FAB & CHENILLE FAB OTHER TEXTILE MATERIAL	M2	201,431	933,053
	DOMINICAN REPUBLIC		195,956	898,450
	REP. OF SOUTH AFRICA		588	2,692
	SAUDI ARABIA		4,887	31,911
5803100000	GAUZE, NT NARROW FABRICS OF HEADING 5806: OF COT	M2	425	3,368
	DOMINICAN REPUBLIC		425	3,368
5804210000	LACE IN PCE, STRIP, NOT OF 6002; MMF MECH MDE LACE	KG	884	32,807
	COLOMBIA		884	32,807
5804290000	LACE IN PIECE,NOT OF 6002,MECH MDE LCE OTH TEX MAT	KG	39,110	860,238
	DOMINICAN REPUBLIC		36,602	803,568
	MEXICO		2,508	56,670
5804300000	LACE, STRIPS/MOTIFS, NOT OF 6002, HANDMADE LACE	KG	3,670	20,896
	PANAMA		3,670	20,896
5806100000	WOV PILE FAB (INC TERRY TOWEL & SIM) & CHENILE FAB	KG	9,593	262,084
	DOMINICAN REPUBLIC		9,593	262,084
5806200000	NAR WOV FAB NESOI >5% ELASTOMERIC YRN/RUBBER THRD	KG	2,468,236	21,900,109
	COLOMBIA		68,053	657,153
	DOMINICAN REPUBLIC		2,400,183	21,242,956
5806322000	OTHER NARROW WOVEN FABRICS OF MMF NESOI	KG	428	6,938
	DOMINICAN REPUBLIC		428	6,938
5806392000	WOVEN FABRICS OF VEG FIB EXCEPT COTTON NESOI	KG	2,103	18,668
	DOMINICAN REPUBLIC		1,144	10,515
	SAUDI ARABIA		414	5,250
	TRINIDAD @ TOBAGO		545	2,903
5806393020	NAR WOVEN FABRICS OF TEX MAT, METALIZED YARN NESOI	KG	9,690	89,374
	DOMINICAN REPUBLIC		9,690	89,374
5806393080	NAR WOVEN FABRICS OF TEXTILE MATERIAL, NESOI	KG	1,021,976	7,096,355
	CHILE		37,835	310,985
	DOMINICAN REPUBLIC		984,141	6,785,370
5807101000	WOV LABEL & SIM ART IN PE STRP/CUT SHPE/SZE N/EMBR	KG	1,116	3,000
	DOMINICAN REPUBLIC		1,116	3,000
5807102000	WOV BADGE & SIM ART IN PE STRP/CUT SHPE/SZE N/EMBR	KG	4,574	19,992
	DOMINICAN REPUBLIC		4,574	19,992
5807901000	OTH LABEL & SIM ART IN PE STRP/CUT SHPE/SZE N/EMBR	KG	252	21,259
	DOMINICAN REPUBLIC		197	12,687
	MEXICO		55	8,572
5807902000	OTH BADGE & SIM ART IN PE STRP/CUT SHPG/SZE N/EMBR	KG	115,768	1,940,037
	COSTA RICA		2,852	40,621
	DOMINICAN REPUBLIC		110,424	1,856,491
	MEXICO		2,492	42,925
5808100000	BRAID IN PIECE W/O EMBROID OTH THAN KNIT/CROCHETED	KG	729	7,998
	DOMINICAN REPUBLIC		729	7,998
5808900000	ORN TRIM PE W/O EMBROID N/KT CROC, TASEL, POM, ETC	KG	4,433	50,001

TABLE 5 - EXPORTS OF MERCHANDISE FROM PUERTO RICO TO FOREIGN COUNTRIES,
BY COMMODITY AND COUNTRY OF DESTINATION: FISCAL YEAR 2001

COMM CODE	DESCRIPTION AND COUNTRY	UNIT	QUANTITY	VALUE - $
	DOMINICAN REPUBLIC		1,474	37,520
	PANAMA		2,959	12,481
5810100000	EMBROID IN PCE, STRIPS, MOTIFS W/O VISABLE GROUND	KG	36	10,013
	DOMINICAN REPUBLIC		36	10,013
5810920000	EMBROID IN PE, STRIP OR MOTIFS: OTH EMBROID OF MMF	KG	785	12,585
	UNITED KINGDOM OF GT BRITAIN		785	12,585
5810990000	EMBROID PE, STRP/MOTIF: OTH EMBROID NESOI TEX MAT	KG	1,396	52,541
	DOMINICAN REPUBLIC		1,396	52,541
	IMPREGNATED,COATED,COVERED OR LAMINATED TEXTILE FABRICS;TEXTILE ARTICLES OF A KIND SUITABLE FOR INDUSTRIAL USE	TOTAL		376,501
5903101000	TEXTILE FABRICS NESOI COATED ETC WITH PVC, COTTON	M2	2,335	6,701
	DOMINICAN REPUBLIC		2,335	6,701
5903101600	TEXTILE FABRICS,MMF,COATED,ETC, POLYVINYL CHLORIDE	M2	5,479	14,415
	HONG KONG		5,479	14,415
5903901600	TEX FABRIC MMF COATED,ETC WITH OTHER PLASTIC,NESOI	M2	26,573	205,160
	DOMINICAN REPUBLIC		26,573	205,160
5906100000	ADHESIVE TAPE NOT OVER 20 CM WIDE	KG	93	2,934
	DOMINICAN REPUBLIC		93	2,934
5906991800	RUBBERIZED TEXTILE FABRICS,NOT KNITD/CROCHETED,MMF	M2	12,042	14,278
	DOMINICAN REPUBLIC		12,042	14,278
5906993000	RUB TEXTILE FABRIC NESOI, NO KNIT ETC NO COT OR MM	M2	12,840	29,201
	DOMINICAN REPUBLIC		12,840	29,201
5907000000	TEXTL FABRC,COATD,ETC,THEATRCL SCENERY,BACK-CLOTHS	M2	2,603	8,800
	UNITED KINGDOM OF GT BRITAIN		2,603	8,800
5911310000	TEXTILE FABRICS ETC, PAPERMAKING, UNDER 650 G/M2	M2	2,802	21,728
	MALAYSIA		10	4,020
	SINGAPORE		2,792	17,708
5911900040	TEXTILE CORDS, BRAIDS & THE LIKE, USED IN INDUSTRY	KG	61	24,011
	MALAYSIA		61	24,011
5911900080	TEXTILE PRODUCTS ETC FOR TECHNICAL USES NESOI	KG	1,264	49,273
	DOMINICAN REPUBLIC		377	3,416
	SPAIN		865	21,802
	VENEZUELA		22	24,055
	KNITTED OR CROCHETED FABRICS	TOTAL		17,838,594
6001100000	LONG PILE FABRICS, KNITTED OR CROCHETED	KG	21,842	21,773
	DOMINICAN REPUBLIC		21,842	21,773
6001210000	LOOPED PILE FABRICS OF COTTON,KNITTED OR CROCHETED	M2	250	4,779
	ARUBA		250	4,779
6002104000	OTH KNT COT FAB <30 CM WD >5% ELSTMRC YRN/RUB THRD	KG	338	4,000
	DOMINICAN REPUBLIC		338	4,000
6002108000	OTH KNIT FAB <30 CM WD >5% ELSTOMERIC YRN/RUB THRD	KG	238,603	6,849,241
	DOMINICAN REPUBLIC		222,475	6,473,711
	MEXICO		16,128	375,530
6002201000	OPEN WORK FAB WIDTH <=30CM, CON < 5% ELAS YARN	KG	11,945	45,642
	DOMINICAN REPUBLIC		11,945	45,642
6002206000	OTH KNITTED FAB OF MMF <=30 CM, CON < 5% ELAS YARN	KG	23,784	214,435
	DOMINICAN REPUBLIC		23,784	214,435
6002300000	OTHR KNIT/CRCHET FABRC >5% ELASTOMRC YRN/RUBR THRD	KG	4,182	101,904
	AUSTRALIAN ISLANDS		1,710	37,825
	DOMINICAN REPUBLIC		827	18,391
	HONDURAS		1,645	45,688
6002420000	OTHER WARP KNIT FABRICS(INCLUDNG GALLOON)OF COTTON	KG	59,486	225,000
	DOMINICAN REPUBLIC		59,486	225,000
6002430070	OTHER WARP KNIT FABRIC(INCL GALLOON)MAN-MADE FIBER	KG	7,243	127,731
	DOMINICAN REPUBLIC		7,243	127,731
6002929080	KNITTED OR CROCHETED COTTON FABRICS, NESOI	KG	1,441,618	10,219,925
	DOMINICAN REPUBLIC		1,441,618	10,219,925
6002930000	OTH FAB WARP KT (INC MDE ON GALON KT MACH) OTH MMF	KG	899	20,249
	DOMINICAN REPUBLIC		279	8,149
	HONG KONG		620	12,100
6002990000	OTH KNT/CROCHET FABRIC OTH TEXTILE MATERIALS,NESOI	KG	846	3,915

TABLE 5 - EXPORTS OF MERCHANDISE FROM PUERTO RICO TO FOREIGN COUNTRIES,
BY COMMODITY AND COUNTRY OF DESTINATION: FISCAL YEAR 2001

COMM CODE	DESCRIPTION AND COUNTRY	UNIT	QUANTITY	VALUE - $
	HAITI		846	3,915
	ARTICLES OF APPAREL AND CLOTHING ACCESSORIES,KNITTED OR CROCHETED	TOTAL		93,040,909
6103110000	MEN'S OR BOYS' SUITS OF WOOL, KNIT	NO	280	5,600
	SPAIN		280	5,600
6103120000	MEN'S OR BOYS' SUITS OF SYNTHETIC FIBERS, KNITTED	NO	4	5,827
	ANTIGUA		4	5,827
6103192000	MEN'S OR BOYS' SUITS OF COTTON, KNITTED OR CROCHET	DOZ	6	3,877
	JAPAN		6	3,877
6103220000	MEN'S OR BOYS' ENSEMBLES OF COTTON, KNITTED OR CRO	DOZ	374	28,674
	DOMINICAN REPUBLIC		374	28,674
6103320000	M/B SUIT-TYPE JACKETS AND BLAZERS OF COTTON, KNIT	DOZ	8	5,079
	JAPAN		8	5,079
6104220000	WOMEN'S OR GIRLS' ENSEMBLES OF COTTON, KNITTED OR	DOZ	2,052	19,181
	DOMINICAN REPUBLIC		2,052	19,181
6104230000	W/G ENSEMBLES OF SYNTHETIC FIBERS, KNIT	DOZ	1,354	55,343
	DOMINICAN REPUBLIC		1,354	55,343
6105100000	MEN'S OR BOYS' SHIRTS OF COTTON, KNITTED OR CROCHE	DOZ	8,420	334,279
	COLOMBIA		752	22,550
	DOMINICAN REPUBLIC		7,611	303,967
	NAMIBIA		42	4,250
	ST. LUCIA		15	3,512
6105200000	MEN'S OR BOYS' SHIRTS OF MANMADE FIBERS, KNITTED O	DOZ	315	5,750
	BERMUDA		315	5,750
6105900000	MEN'S/BOYS' SHIRTS OF OTHER TEXTILE MATERIALS,KNIT	DOZ	4,189	32,078
	ARUBA		337	22,448
	COLOMBIA		3,852	9,630
6106100000	WOMEN'S OR GIRLS' BLOUSES AND SHIRTS COTTON, KNIT	DOZ	2,513	74,988
	DOMINICAN REPUBLIC		2,513	74,988
6107110000	MEN'S OR BOYS' UNDERPANTS AND BRIEFS COTTON, KNIT	DOZ	5,790,850	82,161,966
	ANTIGUA		592	12,175
	DOMINICAN REPUBLIC		5,789,010	82,123,295
	JAMAICA		1,248	26,496
6107190000	MEN'S/BOYS' UNDERPANT,& BRIEFS OT TEXTILE MTRL, KT	DOZ	2,284	60,000
	DOMINICAN REPUBLIC		2,284	60,000
6108110000	WOMEN'S/GIRLS' SLIPS & PETTICOATS MANMADE FIB, KT	DOZ	3,303	23,465
	DOMINICAN REPUBLIC		3,303	23,465
6108190000	W/G SLIPS AND PETTICOATS OT TEXTILE MATERIALS, KT	DOZ	7,694	66,308
	DOMINICAN REPUBLIC		7,694	66,308
6108210000	WOMEN'S OR GIRLS' BRIEFS AND PANTIES COTTON, KNIT	DOZ	198,266	2,374,847
	COLOMBIA		229	3,390
	DOMINICAN REPUBLIC		187,255	2,293,493
	MEXICO		10,764	75,000
	NETHERLANDS		18	2,964
6108220000	WOMEN'S/GIRLS' BRIEFS & PANTIES MANMADE FIBER, KT	DOZ	275,336	3,116,806
	DOMINICAN REPUBLIC		275,336	3,116,806
6108910000	W/G NEGLIGEES BATHROBES & SIMILAR ART COTTON, KNIT	DOZ	113	20,882
	GERMANY		113	20,882
6108920000	W/G NEGLIGEES BATHROBES & SIMILAR ART MMF, KNIT	DOZ	71	11,430
	BRITISH VIRGIN ISLANDS		71	11,430
6109100005	M OR B T-SHIRTS ALL WHITE OF COT KT SS W/O PKT T E	DOZ	3,755	62,181
	ANTIGUA		144	2,556
	DOMINICAN REPUBLIC		3,461	57,000
	NAMIBIA		150	2,625
6109100009	M/B ARTICLES SIMILAR TO T-SHIRTS ETC OF COT, KNIT	DOZ	775	16,545
	ST.CHRISTOPHER-NEVIS		775	16,545
6109100013	MEN'S OR BOYS' T-SHIRTS EX WHITE OF COTTON, KNIT	DOZ	312	5,882
	ST.CHRISTOPHER-NEVIS		312	5,882
6109100037	WOMEN'S OR GIRLS' UNDERWEAR OF COTTON KNIT CROCHET	DOZ	79,407	1,557,767
	COSTA RICA		7,870	114,144
	DOMINICAN REPUBLIC		70,780	1,432,503
	FRANCE		400	7,540
	GERMANY		357	3,580
6109901047	M/B ARTICLES THERMAL T-SHIRTS, ETC OF MMF, KNIT	DOZ	82	3,417
	ANGUILLA		82	3,417

TABLE 5 - EXPORTS OF MERCHANDISE FROM PUERTO RICO TO FOREIGN COUNTRIES,
BY COMMODITY AND COUNTRY OF DESTINATION: FISCAL YEAR 2001

COMM CODE	DESCRIPTION AND COUNTRY	UNIT	QUANTITY	VALUE - $
6109901090	W/G ARTICLES SIMILAR TO T-SHIRTS, ETC OF MMF, KNIT	DOZ	211,294	2,760,450
	DOMINICAN REPUBLIC		211,294	2,760,450
6110202040	MEN'S OR BOYS' SWEATSHIRTS OF COTTON, KNITTED OR C	DOZ	711	50,436
	DOMINICAN REPUBLIC		711	50,436
6111100000	BABIES' GARMENTS & CLTHNG ACCESS OF WOOL, KNIT	DOZ	682	42,866
	DOMINICAN REPUBLIC		682	42,866
6111300000	BABIES' GARMENTS & CLTHNG ACCESS SYN FIBERS, KNIT	DOZ	1,213	27,000
	NETHERLAND ANTIL. EXC ARUBA		1,213	27,000
6112192000	TRACK WARM-UP & JOGGING SUITS OT TEXTILE FIBER, KT	DOZ	254	11,816
	DOMINICAN REPUBLIC		254	11,816
6115910000	SOCKS & OT HOSRY & FTWR W/OUT APPLD SLS WOOL, KNIT	DPR	207	2,535
	BARBADOS		207	2,535
6115920000	SOCKS & OTHER HOSIERY NESOI OF COTTON, KNIT	DPR	28	3,880
	BARBADOS		28	3,880
6117900000	PARTS OF GARMENTS OR OF CLOTHING ACCESSORIES, KNIT	DOZ	3,816	89,754
	DOMINICAN REPUBLIC		3,816	89,754
	ARTICLES OF APPAREL AND CLOTHING ACCESSORIES,NOT KNITTED OR CROCHETED	TOTAL		38,185,251
6203190000	MEN'S OR BOYS' SUITS OT TEXTILE MATERIALS, N KNIT	DOZ	110	7,145
	ARUBA		110	7,145
6203424013	M&B TROUSERS,BREECHES BLUE DENIM COT NOT KNT NESOI	DOZ	1,019	102,282
	DOMINICAN REPUBLIC		35	6,090
	PANAMA		250	25,125
	SPAIN		734	71,067
6203424017	M&B TROUSERS & BREECHES OF COTTON NOT KNIT NESOI	DOZ	409	4,008
	PARAGUAY		409	4,008
6203431800	M/B BIB & BRACE OVERALLS SYN FIB NOT KNITTED NESOI	DOZ	5,916	250,000
	ARUBA		5,916	250,000
6203435010	M/B TROUSERS & BREECHES SYN FIB NOT KNITTED NESOI	DOZ	3,042	12,163
	DOMINICAN REPUBLIC		2,568	6,478
	PARAGUAY		474	5,685
6203493000	M/B TROUSER OVERALL SHORT ETC OT TEX MTRL, N KNIT	DOZ	1,362	71,878
	ARUBA		483	38,793
	DOMINICAN REPUBLIC		879	33,085
6204130000	WOMEN'S OR GIRLS' SUITS SYNTHETIC FIBERS, NOT KNIT	NO	65	6,765
	GUADELOUPE		65	6,765
6204420000	WOMEN'S OR GIRLS' DRESSES OF COTTON, NOT KNITTED O	DOZ	114	8,693
	VENEZUELA		114	8,693
6204440000	WOMEN'S OR GIRLS' DRESSES ARTIFICIAL FIBERS, N KT	DOZ	5	5,930
	JAPAN		5	5,930
6204594000	WOMEN'S/GIRLS' SKIRTS OT TEXTILE MATERIALS, N KNIT	DOZ	127	8,172
	VENEZUELA		127	8,172
6204624057	W/G SHORTS ETC OF COTTON NOT KNITTED, NESOI	DOZ	108	4,884
	PARAGUAY		108	4,884
6205100000	MEN'S OR BOYS' SHIRTS OF WOOL, NOT KNIT	DOZ	789	41,389
	DOMINICAN REPUBLIC		789	41,389
6205202022	MEN'S OR BOYS' DRESS SHIRTS OF COTTON, NOT KNITTED	DOZ	284	16,874
	DOMINICAN REPUBLIC		284	16,874
6205203000	MEN'S OR BOYS' OTHER SHIRTS OF COTTON, NOT KNITTED	DOZ	48	6,479
	JAPAN		48	6,479
6205900000	MEN'S OR BOYS SHIRTS OT TEXTILE MATERIALS, NT KNIT	DOZ	2,012	71,595
	ARUBA		369	16,200
	BRITISH VIRGIN ISLANDS		1,643	55,395
6206200000	W/G BLOUSES, SHIRTS AND SHIRT BLOUSES WOOL, NT KT	DOZ	128	9,686
	GUADELOUPE		108	6,996
	PANAMA		20	2,690
6206400000	W/G BLOUSES, SHIRTS & SHIRT BLOUSES MMF, NOT KNIT	DOZ	944	46,320
	VENEZUELA		944	46,320
6206900000	W/G BLOUSES SHIRTS ETC OT TEXTILE MATERIALS, NT KT	DOZ	529	20,930
	ARUBA		529	20,930
6207190000	M/B UNDERPANTS AND BRIEFS OT TEXTILE MTRL,NOT KNIT	DOZ	122	2,584
	TRINIDAD @ TOBAGO		122	2,584
6207924000	M/B SINGLET & UNDERSHIRT MANMADE FIBER, NOT KNIT	DOZ	67	3,700
	ARUBA		67	3,700
6208290000	W/G NGHTDRESS & PAJAMAS OT TETILE MATERIAL, N KNIT	DOZ	275	4,789

TABLE 5 - EXPORTS OF MERCHANDISE FROM PUERTO RICO TO FOREIGN COUNTRIES,
BY COMMODITY AND COUNTRY OF DESTINATION: FISCAL YEAR 2001

COMM CODE	DESCRIPTION AND COUNTRY	UNIT	QUANTITY	VALUE - $
	DOMINICAN REPUBLIC		275	4,789
6208920035	W/G SNGLET OT UNSHIRT PANTIES ETC MANMADE FIB,N KT	DOZ	123,778	1,236,219
	DOMINICAN REPUBLIC		123,778	1,236,219
6208992010	W/G NEGLIGEES, BATHROBES ETC OF WOOL, NOT KNIT	DOZ	107	3,840
	COLOMBIA		107	3,840
6208992020	W/G BRIEFS & PANTIES OF WOOL, NOT KNIT	DOZ	1,538	61,706
	COLOMBIA		1,538	61,706
6209200000	BABIES' GARMENTS & CLTHNG ACCESS COTTON, NOT KNIT	DOZ	948	17,176
	DOMINICAN REPUBLIC		948	17,176
6212100010	BRASSIERES PARTS THEREOF WHTR KNIT OR CROC OF COT	DOZ	282,609	3,434,312
	BARBADOS		318	25,875
	BELGIUM		2,887	23,580
	COLOMBIA		670	4,361
	DOMINICA		725	5,074
	DOMINICAN REPUBLIC		263,434	2,886,266
	HONDURAS		2,651	18,558
	MEXICO		11,924	470,598
6212100020	BRASSIERES PARTS THEREOF WHTR KT OR CRT OF MM FIB	DOZ	2,200,370	29,584,978
	BARBADOS		2,888	32,039
	COLOMBIA		2,810	2,977
	COSTA RICA		301	3,340
	DOMINICAN REPUBLIC		1,968,606	28,651,524
	JAPAN		604	59,665
	MEXICO		218,911	805,433
	VENEZUELA		6,250	30,000
6212100030	BRASSIERES PARTS THEREOF KT O CR EX COT OR MM FIB	DOZ	68,268	793,099
	BARBADOS		1,037	76,430
	COSTA RICA		10,622	103,777
	DOMINICAN REPUBLIC		29,318	264,420
	MEXICO		27,291	348,472
6212900000	BRACES SUSPENDERS GARTERS ART PARTS KT O CT NESOI	DOZ	16,757	470,733
	BARBADOS		4,861	188,096
	DOMINICAN REPUBLIC		11,896	282,637
6217100000	OTH MADE-UP CLOTHING ACCESS PART GAR ACCESS NESOI	DOZ	5,711	107,403
	BARBADOS		5,133	46,922
	COLOMBIA		383	4,481
	DOMINICAN REPUBLIC		195	56,000
6217900000	OTH MADE-UP CLOTHING ACCESS PART GAR, PARTS NESOI	DOZ	190,940	1,769,519
	BARBADOS		2,022	57,718
	DOMINICA		4,753	135,697
	DOMINICAN REPUBLIC		106,357	1,347,702
	HONDURAS		9,049	46,395
	MEXICO		65,362	148,752
	NETHERLAND ANTIL. EXC ARUBA		1,373	20,595
	PHILIPPINES		2,024	12,660
	OTHER MADE-UP TEXTILES ARTICLES; NEEDLE CRAFT SETS;WORN CLOTHING AND WORN TEXTILE ARTICLES;RAGS	TOTAL		1,578,327
6301300000	BLANKETS (NT ELEC) & TRAVELING RUGS OF COTTON	NO	9,541	55,159
	DOMINICAN REPUBLIC		9,091	50,517
	PANAMA		450	4,642
6301900000	OTHER BLANKETS AND TRAVELING RUGS	NO	32	4,408
	ST.CHRISTOPHER-NEVIS		32	4,408
6302210015	OTHER BED LINEN, PRINTED: OF COTTON, PILLOWCASES	NO	1,060	16,864
	BRITISH VIRGIN ISLANDS		1,060	16,864
6302310025	OTHER BED LINEN: OF COTTON, SHEETS	NO	14,205	90,000
	DOMINICAN REPUBLIC		14,205	90,000
6302600020	TOLIET & KIT LINEN TERRY FAB COT TOWELS: NESOI	NO	35,298	85,535
	DOMINICAN REPUBLIC		35,298	85,535
6302600030	TOLIET & KIT LINEN TERRY FAB COT, NESOI	NO	11,952	31,075
	DOMINICAN REPUBLIC		11,952	31,075
6302990000	OTHER FURNISHINGS OF OTHER TEXTILE MATERIAL: NESOI	NO	400	10,032
	HAITI		400	10,032
6303120000	CURTAIN (DRAPE) & INTER BLND/BD VAL KT/CRO SYN FIB	NO	25	3,974
	BRITISH VIRGIN ISLANDS		25	3,974

TABLE 5 - EXPORTS OF MERCHANDISE FROM PUERTO RICO TO FOREIGN COUNTRIES,
BY COMMODITY AND COUNTRY OF DESTINATION: FISCAL YEAR 2001

COMM CODE	DESCRIPTION AND COUNTRY	UNIT	QUANTITY	VALUE - $
6303190000	CURT & INTR BLND CURT/BD VAL KT/CROC NESOI TEX MAT	NO	313	8,933
	BRITISH VIRGIN ISLANDS		313	8,933
6304190000	OTH FURNISHING ARTI EXC HEADING 9404 BEDSPRD NESOI	NO	21,775	312,167
	ANGUILLA		254	4,126
	ANTIGUA		523	8,483
	ARUBA		9,256	73,834
	BRITISH VIRGIN ISLANDS		129	7,879
	DOMINICAN REPUBLIC		3,328	55,275
	NETHERLAND ANTIL. EXC ARUBA		218	3,528
	PANAMA		65	4,744
	TRINIDAD @ TOBAGO		159	8,138
	VENEZUELA		7,843	146,160
6305200000	SACKS & BAGS KIND USED FOR PACKING OF GOODS COTTON	KG	1,976	21,950
	DOMINICAN REPUBLIC		1,976	21,950
6305330000	SACK & BAG FOR PKG GOOD MMADE MAT POLYETHYLENE	KG	2,208	8,172
	COLOMBIA		2,208	8,172
6305900000	SACK & BAG USED FOR PACKING GOODS NESOI TEX MAT	KG	2,041	6,000
	DOMINICAN REPUBLIC		2,041	6,000
6306110000	TARPAULINS, AWNINGS AND SUNBLINDS OF COTTON	KG	173	3,877
	MARTINIQUE		173	3,877
6306120000	TARPAULIN, AWNINGS AND SUNBLINDS OF SYNTHETIC FIB.	KG	850	11,823
	DOMINICAN REPUBLIC		850	11,823
6306910000	TARPLN, AWNING, SUNBLND, TENT GOODS NESOI OF COT	KG	289	3,922
	BRITISH VIRGIN ISLANDS		289	3,922
6307100000	OTH MDE-UP ART INC DRES PATRN FLCTH, DSHCTH, DUSTR	KG	1,914	37,440
	UNITED KINGDOM OF GT BRITAIN		1,914	37,440
6307200000	OTH MDE-UP ART INC DRESS PATTRN LIFEJCKT & LIFEBLT	KG	1	2,762
	ANTIGUA		1	2,762
6307903000	OTH MADE-UP ART INC DRESS PATTERNS: NESOI LABELS	KG	742	31,173
	DOMINICAN REPUBLIC		686	27,143
	SAUDI ARABIA		56	4,030
6307906500	OTH MADE-UP ART INC DRESS PATN NESOI SURGICAL DRPE	KG	1,713	11,331
	NETHERLAND ANTIL. EXC ARUBA		1,445	8,827
	NETHERLANDS		268	2,504
6307909990	OTHER MADE-UP ARTICLES OF TEXTILE MATERIAL NESOI	KG	85,884	786,692
	CANADA		3,708	61,897
	DOMINICAN REPUBLIC		60,192	700,027
	NETHERLAND ANTIL. EXC ARUBA		21,955	21,780
	SINGAPORE		29	2,988
6309000000	WORN CLOTHING AND OTHER WORN ARTICLES	KG	24,762	20,769
	DOMINICAN REPUBLIC		24,762	20,769
6310100000	USED/NEW RAG, SCRP TWNE & WORN-OT ART TWNE ETC SOR	KG	9,810	10,500
	NAMIBIA		3,968	5,250
	NETHERLAND ANTIL. EXC ARUBA		5,842	5,250
6310900000	USE/NEW RAG, SCRP TWNE & WRN-OT ART TWNE ETC NESOI	KG	4,909	3,769
	COSTA RICA		4,909	3,769
	FOOTWEAR,HEADGEAR,UMBRELLAS, SUN UMBRELLAS,WALKING STICKS, SEATSTICKS,WHIPS,RIDING CROPS AND PARTS THEREOF;PREPARED FEATHERS AND ARTICLES MADE THEREWITH; ARTIFICIAL FLOWERS;ARTICLES OF HUMAN HAIR	TOTAL		21,926,802
	FOOTWEAR,GAITERS AND THE LIKE; PARTS OF SUCH ARTICLES	TOTAL		21,802,195
6402120000	OTH FTWR RUB/PLAS SKI,CROSS-CTY & SNOWBOARD BOOTS	PRS	7,414	21,696
	GUADELOUPE		7,414	21,696
6402300000	FOOTWEAR RUB PLAST STITCH NESOI METAL TOE-CAP	PRS	17	4,707
	ARUBA		17	4,707
6402991815	OTH FTWR R/P UPPER>90% R/P TENNIS/BASKETBALL SHOES	PRS	1,158	16,254
	TRINIDAD @ TOBAGO		1,158	16,254
6402995400	FOOTWEAR RUB PLAST STITCH NESOI FOR WOMEN	PRS	2,052	15,717
	DOMINICAN REPUBLIC		1,812	12,911
	ST.VINCENT @ THE GRENADINES		240	2,806

TABLE 5 - EXPORTS OF MERCHANDISE FROM PUERTO RICO TO FOREIGN COUNTRIES,
BY COMMODITY AND COUNTRY OF DESTINATION: FISCAL YEAR 2001

COMM CODE	DESCRIPTION AND COUNTRY	UNIT	QUANTITY	VALUE - $
6403190000	FOOTWEAR LEA UPPER, SPORTS FOOTWEAR EXC SKI-BOOTS	PRS	260	9,625
	ST.CHRISTOPHER-NEVIS		260	9,625
6403200000	FTWR SOL LTHR UPPER LTHR STRAPS AND AROUND BIG TOE	PRS	3,869	68,500
	DOMINICAN REPUBLIC		3,869	68,500
6403511000	FOOTWEAR LEA UPPER NESOI LEA O SOL ANK COV MEN	PRS	252	9,142
	PANAMA		252	9,142
6403514000	FOOTWEAR LEA UPPER NESOI LEA O SOL ANKL COV NESOI	PRS	6,606	193,805
	DOMINICAN REPUBLIC		6,606	193,805
6403592500	FOOTWEAR LEA UP A SOL NESOI NOT ANK COV MEN	PRS	169	7,661
	JAPAN		169	7,661
6403594500	FOOTWEAR LEA UP A SOL NESOI NOT ANK COV WOMEN	PRS	25,274	253,693
	DOMINICAN REPUBLIC		16,602	214,669
	TRINIDAD @ TOBAGO		8,672	39,024
6403911000	FOOTWEAR LEA UP NONLEA SOL ANKLE COV WORK SHOES	PRS	3,588	101,083
	UNITED ARAB EMIRATES		3,588	101,083
6403912000	FOOTWEAR LEA UP NONLEA SOL ANK COV NESOI MEN	PRS	95,913	3,130,381
	AUSTRALIAN ISLANDS		306	11,581
	BRAZIL		1,392	36,695
	GREECE		8,237	307,609
	HONG KONG		720	26,090
	JAPAN		5,398	132,201
	NETHERLANDS		47,761	1,728,028
	NEW ZEALAND ISLANDS		144	3,013
	PANAMA		6,960	230,677
	SINGAPORE		23,519	588,357
	SPAIN		1,476	66,130
6403918000	FOOTWEAR LEA UP NONLEA SOL ANKCOV NESOI EX MN WOMN	PRS	5,648	230,461
	GREECE		1,736	62,148
	ISRAEL		972	44,226
	NETHERLANDS		1,530	80,316
	PANAMA		671	23,549
	REP. OF SOUTH AFRICA		240	12,180
	SINGAPORE		499	8,042
6403993500	FOOTWEAR LEA UP NONLEA SOL NOTANK TENNIS MEN ETC	PRS	6,882	118,010
	BARBADOS		4,064	48,192
	GRENADA		714	20,828
	ST. LUCIA		2,104	48,990
6403995500	FOOTWEAR LEA UP NONLEA SOL NOT ANKL NESOI MEN	PRS	642	6,129
	BRITISH VIRGIN ISLANDS		642	6,129
6403996500	FOOTWEAR LEA UP NONLEA SOL NOT ANKL NESOI WOMEN	PRS	6,662	108,225
	ANTIGUA		24	2,779
	BARBADOS		594	4,574
	BRITISH VIRGIN ISLANDS		55	2,778
	DOMINICAN REPUBLIC		5,131	91,896
	NETHERLAND ANTIL. EXC ARUBA		432	3,024
	TRINIDAD @ TOBAGO		426	3,174
6403998500	FOOTWEAR LEA UP NONLEA SOL NOT ANK NESOI EX MN WMN	PRS	26,780	397,718
	DOMINICAN REPUBLIC		26,780	397,718
6404110000	FOOTWEAR TEX UP RUBPLAS SOL SPORT SHOES	PRS	1,861	17,555
	DOMINICAN REPUBLIC		1,681	12,455
	ST. LUCIA		180	5,100
6404204500	FOOTWEAR TEX UP LEA SOLE FOR WOMEN	PRS	2,796	2,516
	DOMINICAN REPUBLIC		2,796	2,516
6404206500	FOOTWEAR TEX UP LEA SOLE EXCEPT FOR MEN AND WOMEN	PRS	5,225	15,334
	BERMUDA		5,225	15,334
6405100030	OTH FTWEAR W UPPERS LEATHER/COMPOSITION LEATHER MN	PRS	364	12,608
	BRITISH VIRGIN ISLANDS		364	12,608
6405100060	OTH FTWEAR W UPPERS LEATHER/COMPOSITION LEATHER WM	PRS	3,398	43,921
	DOMINICAN REPUBLIC		3,398	43,921
6405909000	OTHER FOOTWEAR OTHER NESOI	PRS	1,783	23,191
	JAPAN		1,783	23,191
6406100000	FOOTWEAR UPPERS AND UPPER PARTS EXCEPT STIFFENERS	X		283,383
	DOMINICAN REPUBLIC			283,383
6406200000	PARTS OF FTWEAR OUT SLS & HLS OF RUBBER OR PLASTIC	X		1,780,143
	CHILE			216,430
	DOMINICAN REPUBLIC			1,512,970
	TRINIDAD @ TOBAGO			50,743

TABLE 5 - EXPORTS OF MERCHANDISE FROM PUERTO RICO TO FOREIGN COUNTRIES,
BY COMMODITY AND COUNTRY OF DESTINATION: FISCAL YEAR 2001

COMM CODE	DESCRIPTION AND COUNTRY	UNIT	QUANTITY	VALUE - $
6406999500	FOOTWEAR PARTS NESOI,AND ACCESSORIES ETC NESOI	X		14,930,737
	DOMINICA			169,437
	DOMINICAN REPUBLIC			14,424,568
	HONG KONG			6,204
	TRINIDAD @ TOBAGO			330,528
	HEADGEAR AND PARTS THEREOF	TOTAL	2,016	70,978
6504000000	HATS&OTHR HDGR,PLAITD/ASSEMBLD STRIPS ANY MATERIAL	DOZ	405	9,950
	SAUDI ARABIA		405	9,950
6505908600	OTHR HATS&HDGR,KNITD/CRCHETD,LACE,FELT,OTH TEX MAT	DOZ	1,203	34,568
	ARUBA		135	7,557
	PANAMA		1,068	27,011
6506100090	SAFETY HDGR,WHETHER/NOT LINED/TRIMMED, N.E.S.O.I.	DOZ	133	5,760
	TRINIDAD @ TOBAGO		133	5,760
6506990000	OTHR HEADGR OTHR MATRLS NESOI WHETHER/NOT LINE/TRM	DOZ	275	20,700
	DOMINICAN REPUBLIC		275	20,700
	PREPARED FEATHERS AND DOWN AND ARTICLES MADE OF FEATHERS OR OF DOWN;ARTIFICIAL FLOWERS; ARTICLES OF HUMAN HAIR	TOTAL		53,629
6702100000	PLASTIC ARTIFICAL FLOWERS, FOLIAGE, & FRUIT & PTS	X		16,016
	PANAMA			6,066
	SAUDI ARABIA			9,950
6702900000	ARTIFICAL FLOWERS,FOLIAGE,FRUIT & PTS, EXC PLASTIC	X		31,236
	HONG KONG			31,236
6703000000	HUMAN HAIR, WOOL/OTH ANIMAL HAIR, EXC TEXT FOR WIG	KG	816	6,377
	BRITISH VIRGIN ISLANDS		816	6,377
	ARTICLES OF STONE,PLASTER,CEMENT, ASBESTOS,MICA OR SIMILAR MATERIALS; CERAMIC PRODUCTS;GLASS AND GLASSWARE	TOTAL		14,996,875
	ARTICLES OF STONE,PLASTER,CEMENT, ASBESTOS,MICA OR SIMILAR MATERIALS	TOTAL		1,192,278
6801000000	SETTS, CURBSTONES AND FLAGSTONES, OF NAT ST EX SLT	T	8	32,051
	BRITISH VIRGIN ISLANDS		8	32,051
6802910000	MARBLE, TRAVERTINE AND ALABASTER, OTHER, NESOI	T	81	17,848
	DOMINICAN REPUBLIC		81	17,848
6804220000	OTH MILLSTNS GRINSTNS A GRNDNG WHEELS AGGL ABRSVS	X		3,230
	VENEZUELA			3,230
6805100000	ABRASVS ON A BASE OF WOVEN TEXTILE FABRIC ONLY	KG	237	3,509
	BRITISH VIRGIN ISLANDS		237	3,509
6805200000	ABRASIVES ON A BASE OF PAPER OR PAPERBOARD ONLY	KG	930	11,430
	NAMIBIA		591	8,091
	NETHERLAND ANTIL. EXC ARUBA		339	3,339
6806900050	MXTRS A ART OF HEAT-INSL O SND-ABSRB MIN MTRL NES	X		12,930
	TRINIDAD @ TOBAGO			12,930
6807900010	ROOFING AND SIDING OF ASPHALT, OR SIMILAR MATERIAL	KG	79,489	30,306
	DOMINICAN REPUBLIC		79,489	30,306
6807900050	ARTICLES OF ASPHALT OR SIMILAR MATERIAL NESOI	KG	5,593	19,440
	MEXICO		5,194	10,201
	TRINIDAD @ TOBAGO		399	9,239
6809110000	PLSTR BRDS ETC NT ORNA, FCD W PPR O PPRBRD ONLY	KG	1,308	4,018
	BRITISH VIRGIN ISLANDS		1,308	4,018
6809190000	PLSTER BOARDS PANELS ETC NOT ORNAMENTED NESOI	X		4,380
	UNITED KINGDOM OF GT BRITAIN			4,380
6810110000	BLDG BLCKS A BRCKS OF CMNT CNCRT ART ST W O N REIN	X		906,279
	ANGUILLA			92,889
	ANTIGUA			14,760
	BRITISH VIRGIN ISLANDS			636,566
	DOMINICAN REPUBLIC			15,500
	GUADELOUPE			44,420
	NETHERLAND ANTIL. EXC ARUBA			102,144

TABLE 5 - EXPORTS OF MERCHANDISE FROM PUERTO RICO TO FOREIGN COUNTRIES,
BY COMMODITY AND COUNTRY OF DESTINATION: FISCAL YEAR 2001

COMM CODE	DESCRIPTION AND COUNTRY	UNIT	QUANTITY	VALUE - $
6810191000	FLR A WL TILS OF CMNT CNCRT OR ARTFCL STONE	M2	1,781	32,875
	BRITISH VIRGIN ISLANDS		941	25,445
	NETHERLAND ANTIL. EXC ARUBA		510	3,154
	ST.CHRISTOPHER-NEVIS		330	4,276
6810195000	ARTCLS NESOI OF CMNT CNCRT OR ARTFCL STONE	X		2,917
	NAMIBIA			2,917
6810910000	PREFB STRCTRL CMPNTS O CNCRT CMNT O ARTF STONE	X		48,209
	BRITISH VIRGIN ISLANDS			7,015
	DOMINICAN REPUBLIC			41,194
6810990000	CEMENT, CONCRETE, ARTIFICIAL STONE ARTICLES, NESOI	X		59,940
	ANTIGUA			7,500
	BRITISH VIRGIN ISLANDS			4,440
	DOMINICAN REPUBLIC			48,000
6811100000	CORRUGATED SHEETS OF ASBESTOS ETC	KG	50	2,916
	ANGUILLA		50	2,916
	CERAMIC PRODUCTS	TOTAL		687,798
6902201020	REFRACT BRICKS OV 50 PCT SILICA/ALUMINA EX AL BRCK	THS	19	8,259
	COLOMBIA		19	8,259
6903100000	OTH REFRAC CERAMIC GDS W GRAPHITE/CARBON OV 50PCT	KG	186,203	129,546
	NETHERLAND ANTIL. EXC ARUBA		186,203	129,546
6904900000	CERAMIC FLOORING BLOCKS, SUPPRT OR FILLR TILE ETC	X		26,926
	DOMINICAN REPUBLIC			9,630
	VENEZUELA			17,296
6905100000	ROOFING TILES, CERAMIC	X		7,235
	VENEZUELA			7,235
6905900000	CERAMIC CONSTRUCTIONAL GDS A ARCHITCL ORNMNTS, NES	X		88,616
	DOMINICAN REPUBLIC			88,616
6908100000	GLZD CERAM TILES CUBES ETC FTTNG IN SQ UN 7CM	M2	50,687	275,888
	ANGUILLA		6,899	31,037
	BARBADOS		774	12,000
	BRITISH VIRGIN ISLANDS		36,557	172,202
	GUADELOUPE		1,421	16,737
	MONTSERRAT		1,505	12,702
	NETHERLAND ANTIL. EXC ARUBA		443	4,614
	ST.CHRISTOPHER-NEVIS		2,120	18,340
	ST.VINCENT @ THE GRENADINES		968	8,256
6908900000	GLAZED CERAMIC FLAGS A PAVING, HEARTH A WALL TILES	M2	14	5,898
	BRITISH VIRGIN ISLANDS		14	5,898
6909191000	FERRITE CORE MEMORIES	X		42,473
	DOMINICAN REPUBLIC			42,473
6909900000	CERAMIC RECEPTCLS FR AGRIC A FOR CONVEY/PACK GOODS	X		14,412
	NETHERLAND ANTIL. EXC ARUBA			14,412
6910100030	SINKS AND LAVATORIES OF PORCELAIN OR CHINA	NO	4	3,024
	BARBADOS		4	3,024
6911101000	PORCLN OR CHNA HTL/RSRNT A OTHR WARE NOT HH WARE	DPC	313	6,249
	ANTIGUA		313	6,249
6911105500	TABLE/KITCHENWARE, PORCLN OR CHINA, NT HOTL/RESTNT	DPC	66	9,436
	ARUBA		66	9,436
6911900010	TOILET ARTICLES OF PORCELAIN OR CHINA	X		2,600
	BARBADOS			2,600
6911900050	HOUSEHOLD ARTICLES OF PORCELAIN OR CHINA, NESOI	X		59,480
	ITALY			54,480
	SAUDI ARABIA			5,000
6912001000	EARTHENWARE TABLE/KITCH WARE, GLZD, BROWN/BLACK	DPC	423	3,806
	BRITISH VIRGIN ISLANDS		423	3,806
6913100000	STATUETTES AND OTHER ORNMNTL ARTCLS, PORCLN OR CHN	X		3,950
	VENEZUELA			3,950
	GLASS AND GLASSWARE	TOTAL		13,116,799
7002200000	GLASS RODS, UNWORKED	KG	3,180	3,950
	ANTIGUA		3,180	3,950
7002390090	TUBES OF GLASS NESOI, UNWORKED	KG	9,902	8,229
	ANTIGUA		5,402	5,229
	NAMIBIA		4,500	3,000

TABLE 5 - EXPORTS OF MERCHANDISE FROM PUERTO RICO TO FOREIGN COUNTRIES,
BY COMMODITY AND COUNTRY OF DESTINATION: FISCAL YEAR 2001

COMM CODE	DESCRIPTION AND COUNTRY	UNIT	QUANTITY	VALUE - $
7005290000	NONWIRED GLASS NESOI	M2	751	3,000
	NETHERLAND ANTIL. EXC ARUBA		751	3,000
7007110000	TOUGHND SAFETY GLS OF SIZE A SHAPE FOR VEHCLS ETC	M2	145	2,547
	ECUADOR		145	2,547
7007211000	WINDSHIELDS OF LAMINATED SAFETY GLASS	M2	25	4,550
	ST.CHRISTOPHER-NEVIS		25	4,550
7007290000	LAMINATED SAFETY GLASS, NOT FOR VEHICULAR USE	X		7,603
	BARBADOS			3,715
	NAMIBIA			3,888
7009910000	GLASS MIRRORS UNFRAMED NOT VEHICLE REARVIEW MIRROR	CM2	8	3,415
	BRITISH VIRGIN ISLANDS		8	3,415
7010100000	AMPOULES, GLASS, FOR CONVEYANCE OR PACKNG OF GOODS	GRS	6,478	48,288
	ITALY		6,478	48,288
7010202050	GLASS STOPPERS,LIDS,OTHR CLOSURES PACKAGED SEPRTLY	GRS	507	10,106
	FINLAND		377	7,524
	NETHERLAND ANTIL. EXC ARUBA		130	2,582
7010910500	PHARMACEUTICAL CONTAINERS, GLASS, OVER 1 LITER	GRS	3,819	34,650
	MEXICO		3,819	34,650
7010915060	OTH GLASS CONTNRS W/WO CLSRS NT WD MOUTH OV 1 LTR	GRS	15,494	146,185
	ANTIGUA		3,627	28,379
	BARBADOS		4,724	23,548
	DOMINICAN REPUBLIC		7,143	94,258
7010920500	PHARMACEUTICAL CONTNRS, GLASS, OV 0.33 NOV 1 LITER	GRS	2,621	79,843
	AUSTRALIAN ISLANDS		1,859	39,841
	MEXICO		762	40,002
7010922050	GLSS CONT TLTR WTH/FR GRND GLSS STPPRS;OV.33NOV 1L	GRS	227	4,531
	REP. OF SOUTH AFRICA		227	4,531
7010925050	OTH GLSS CONTNRS W/WO CLSRS NT WD MTH OV .33 NOV 1	GRS	707,393	11,518,698
	ANTIGUA		684	36,007
	BRAZIL		6,431	226,379
	COSTA RICA		456	9,108
	DOMINICAN REPUBLIC		680,137	10,841,492
	INDIA		88	26,455
	IRELAND		3,399	75,511
	JAMAICA		15,632	268,484
	MEXICO		80	20,338
	URUGUAY		17	5,564
	VENEZUELA		469	9,360
7010930500	PHARMACEUTICAL CNTRS, GLASS, OV 0.15 NOV 0.33 LTR	GRS	1,436	28,574
	AUSTRALIAN ISLANDS		448	3,134
	ITALY		848	15,993
	REPUBLIC OF KOREA		140	9,447
7010940500	PHARMACEUTICAL CNTNERS, GLASS, NOT OVER 0.15 LITER	GRS	17,400	182,831
	DOMINICAN REPUBLIC		8,460	120,268
	GERMANY		6,950	48,639
	ITALY		1,990	13,924
7010942050	GLSS CONT TLTR WTH/FR GRND GLS STPPRS NOV 0.15 LTR	GRS	181	15,871
	BELGIUM		181	15,871
7010945000	OTH GLASS CONTNRS W/WO CLOSURES; NOT OVER 0.15 LTR	GRS	8,696	42,013
	DOMINICAN REPUBLIC		8,463	38,888
	ITALY		233	3,125
7013290000	DRINKING GLASSES NESOI	NO	700,002	315,000
	DOMINICAN REPUBLIC		700,002	315,000
7013910000	OTHER GLASSWARE, LEAD CRYSTAL, NESOI	NO	6,404	96,790
	ARUBA		1,903	74,290
	ST.CHRISTOPHER-NEVIS		4,501	22,500
7013990000	OTHER GLASSWARE, NOT LEAD CRYSTAL, NESOI	NO	148,879	99,621
	DOMINICAN REPUBLIC		2,000	4,320
	MEXICO		122,115	91,586
	SPAIN		24,764	3,715
7015100000	GLASSES FOR CORRECTIVE SPECTACLES, NT OPTICLY WRKD	NO	1,229	14,733
	ANTIGUA		211	2,524
	ST. LUCIA		271	3,250
	TRINIDAD @ TOBAGO		747	8,959
7016100000	GLASS CUBES A SMLLWRS, BACKD OR NOT, FR MOSAICS ET	X		204,000
	DOMINICAN REPUBLIC			204,000
7017900050	OTHER LABORATORY, HYGIENIC OR PHARM GLASSWR NESOI	X		30,568

TABLE 5 - EXPORTS OF MERCHANDISE FROM PUERTO RICO TO FOREIGN COUNTRIES,
BY COMMODITY AND COUNTRY OF DESTINATION: FISCAL YEAR 2001

COMM CODE	DESCRIPTION AND COUNTRY	UNIT	QUANTITY	VALUE - $
	HONG KONG			30,568
7018900000	GLSS EYS NT PRO; ORNAMENTS O LMP-WRKD GLSS NT JWLR	X		7,000
	DOMINICAN REPUBLIC			7,000
7019391000	INSULATION PRODUCTS OF GLASS FIBERS	X		25,815
	COLOMBIA			9,038
	NETHERLAND ANTIL. EXC ARUBA			16,777
7019905050	OTHER ARTCLES OF NONWOVEN GLASS FIBRES, NESOI	X		16,359
	NETHERLAND ANTIL. EXC ARUBA			16,359
7020000000	OTHER ARTICLES OF GLASS, NESOI	X		162,029
	DOMINICAN REPUBLIC			124,704
	PANAMA			37,325
	NATURAL OR CULTURED PEARLS,PRECIOUS OR SEMIPRECIOUS STONES,PRECIOUS METALS; METALS CLAD WITH PRECIOUS METAL, AND ARTICLES THEREOF;IMITATION JEWELRY; COIN	TOTAL		112,401,872
	NATURAL OR CULTURED PEARLS,PRECIOUS OR SEMIPRECIOUS STONES,PRECIOUS METALS; METALS CLAD WITH PRECIOUS METAL, AND ARTICLES THEREOF;IMITATION JEWELRY; COIN	TOTAL		112,401,872
7101100000	NATURAL PEARLS, NOT MOUNTED OR SET, INCL TMP STRNG	X		61,390
	JAPAN			61,390
7102100000	DIAMONDS, UNSORTED	CAR	358	50,131
	GUADELOUPE		179	5,000
	INDIA		179	45,131
7102390010	DIAM EXC IND WRKD NT SET O STRNG NOT OVR 0.5 CARAT	CAR	2,074	1,044,054
	NETHERLAND ANTIL. EXC ARUBA		2,074	1,044,054
7102390050	DIAM EXC INDUS WRKD NT SET O STRNG OV 0.5 CARAT EA	CAR	1,091	1,460,343
	ARUBA		158	120,124
	CHINA (TAIWAN)		1	7,232
	HONG KONG		67	162,562
	ISRAEL		524	732,625
	NETHERLAND ANTIL. EXC ARUBA		341	437,800
7103910000	RUBIES, SAPPHIRES AND EMERALDS, OTHERWISE WORKED	X		745,886
	ARUBA			100,334
	NETHERLAND ANTIL. EXC ARUBA			645,552
7103991000	GEMSTONES, NESOI, CUT BUT NOT SET SUITBL FR JEWLRY	X		645,552
	NETHERLAND ANTIL. EXC ARUBA			645,552
7103995000	GEMSTNS NESOI OTHRWS WRKD NT SUITBL FOR JWLRY	X		38,272
	DOMINICAN REPUBLIC			38,272
7106100000	SILVER POWDER	GM	92,875	81,851
	UNITED KINGDOM OF GT BRITAIN		92,875	81,851
7108110000	GOLD POWDER, NONMONETARY	GM	203	2,828
	JAPAN		203	2,828
7108121010	GOLD BULLION UNWROUGHT, NONMONETARY	GM	11,358,466	85,990,064
	SWITZERLAND		11,358,466	85,990,064
7108125000	GOLD, NESOI, UNWROUGHT, NONMONETARY	GM	3,392	40,699
	DOMINICAN REPUBLIC		3,392	40,699
7108135000	GOLD, SEMIMANUFACTURED, NESOI, NONMONETARY	GM	5,000	22,277
	DOMINICAN REPUBLIC		5,000	22,277
7110210000	PALLADIUM, UNWROUGHT OR IN POWDER FORM	GM	13,902	38,466
	CHINA (TAIWAN)		8,319	16,530
	CHINA,PEOPLE'S REP.(MAINLAND)		1,596	6,580
	UNITED KINGDOM OF GT BRITAIN		3,987	15,356
7112100000	WASTE & SCRAP GOLD EXCL SWPNGS CNTNG OTH PREC MTLS	GM	601	23,555
	CHINA,PEOPLE'S REP.(MAINLAND)		601	23,555
7112900000	PRECIOUS METAL NESOI WASTE AND SCRAP	GM	64,926,000	7,000,000
	UNITED KINGDOM OF GT BRITAIN		64,926,000	7,000,000
7113110000	JEWELRY AND PARTS THEREOF, OF SILVER	X		2,489,241
	ARUBA			2,275,461
	BARBADOS			5,856
	JAPAN			2,884
	NETHERLAND ANTIL. EXC ARUBA			205,040

TABLE 5 - EXPORTS OF MERCHANDISE FROM PUERTO RICO TO FOREIGN COUNTRIES,
BY COMMODITY AND COUNTRY OF DESTINATION: FISCAL YEAR 2001

COMM CODE	DESCRIPTION AND COUNTRY	UNIT	QUANTITY	VALUE - $
7113190000	JEWELRY AND PARTS THEREOF, OF OTH PRECIOUS METAL	X		4,813,823
	ARUBA			2,314,658
	GUADELOUPE			521,206
	ITALY			53,626
	NETHERLAND ANTIL. EXC ARUBA			1,915,299
	TRINIDAD @ TOBAGO			6,044
	VENEZUELA			2,990
7113200000	JEWELRY AND PARTS, BASE METAL CLAD W PREC METAL	X		316,830
	ARUBA			177,902
	BARBADOS			3,416
	CAYMAN ISLANDS			10,535
	DOMINICAN REPUBLIC			65,592
	GUADELOUPE			7,429
	JAPAN			22,540
	NETHERLAND ANTIL. EXC ARUBA			24,746
	ST. LUCIA			4,670
7114115500	SILVER HOUSEHOLD ARTICLES AND PARTS, NESOI	X		171,996
	UNITED KINGDOM OF GT BRITAIN			171,996
7114190000	ARTLS OF GLD OR PLAT NESOI	X		56,096
	SINGAPORE			56,096
7115100000	CATLYSTS PLAT WIRE CLOTH OR GRILL FORM	X		7,069
	TRINIDAD @ TOBAGO			7,069
7115900000	OTH PREC METL ARTCLS OR ARTCLS CLAD W PM, NESOI	X		7,781
	JAMAICA			4,991
	TRINIDAD @ TOBAGO			2,790
7116102500	ARTICLES OF CULTURED PEARLS	X		486,652
	NETHERLAND ANTIL. EXC ARUBA			486,652
7116201000	JEWELRY OF PRECIOUS OR SEMIPRECIOUS STONES	X		6,094,480
	ARUBA			705,677
	CHINA (TAIWAN)			445,112
	HONG KONG			31,626
	ISRAEL			88,968
	NETHERLAND ANTIL. EXC ARUBA			4,661,158
	SINGAPORE			161,939
7116204050	ARTICLES OF PRECIOUS OR SEMIPREC STONES, NT JEWLRY	X		243,069
	GUADELOUPE			8,000
	NETHERLAND ANTIL. EXC ARUBA			230,048
	THAILAND			5,021
7117110000	CFF LNKS A STDS BS MTL WHTHR OR NT PLTD W PRC MTL	X		7,291
	DOMINICAN REPUBLIC			7,291
7117190000	OTH IMITATION JEWELRY, BASE METAL, INC PR MTL PLTD	X		188,635
	ARUBA			96,990
	BARBADOS			8,255
	CANADA			5,769
	DOMINICAN REPUBLIC			2,655
	MALAYSIA			9,495
	MEXICO			45,087
	NETHERLAND ANTIL. EXC ARUBA			11,657
	TRINIDAD @ TOBAGO			8,727
7117900000	IMITATION JEWELRY NOT OF BASE METAL	X		273,541
	BARBADOS			2,687
	DOMINICAN REPUBLIC			235,791
	GUADELOUPE			6,888
	NETHERLAND ANTIL. EXC ARUBA			4,872
	TRINIDAD @ TOBAGO			23,303
	BASE METALS AND ARTICLES OF BASE METAL	TOTAL		83,429,780
	IRON AND STEEL	TOTAL		5,011,296
7204100000	CAST IRON WASTE AND SCRAP	T	42,811	2,014,766
	CHINA,PEOPLE'S REP.(MAINLAND)		102	11,460
	FRANCE		6,396	327,920
	SPAIN		36,313	1,675,386
7204210000	STAINLESS STEEL WASTE AND SCRAP	T	849	644,413
	BELGIUM		38	23,432
	CHINA (TAIWAN)		16	10,578

TABLE 5 - EXPORTS OF MERCHANDISE FROM PUERTO RICO TO FOREIGN COUNTRIES,
BY COMMODITY AND COUNTRY OF DESTINATION: FISCAL YEAR 2001

COMM CODE	DESCRIPTION AND COUNTRY	UNIT	QUANTITY	VALUE - $
	CHINA,PEOPLE'S REP.(MAINLAND)		83	59,448
	INDIA		16	9,950
	JAPAN		129	75,571
	MEXICO		265	272,874
	NETHERLANDS		302	192,560
7204290000	ALLOY STEEL WASTE AND SCRAP NOT STAINLESS	T	5,682	485,196
	CHINA,PEOPLE'S REP.(MAINLAND)		75	55,439
	GERMANY		26	80,000
	SPAIN		5,581	349,757
7204410080	SHVNGS,CHPS,MILL WSTE,SWDST,FLNGS,TRM,STMPNGS SCRP	T	292	43,056
	CHILE		292	43,056
7204490020	NO 1 HEAVY MELTING STEEL SCRAP	T	1,649	172,000
	COLOMBIA		1,505	147,400
	INDIA		144	24,600
7204490080	OTHER FERROUS SCRAP	T	2,934	227,659
	CHINA,PEOPLE'S REP.(MAINLAND)		18	23,519
	MEXICO		2,916	204,140
7207120000	SMFD IRN/NAL STL LT .25 PCT CRB RECT CS WID 2X THK	KG	4,001	8,483
	ARUBA		4,001	8,483
7208390050	FLT RLD IRON/STL >=600MM,<3MM THICK,NOT CLAD,HOTRL	KG	531,040	221,057
	MEXICO		531,040	221,057
7208900000	FLAT RLD IRON/STL >=600MM,NOT COATED,HOT RLD,NESOI	KG	87,240	52,344
	UNITED ARAB EMIRATES		87,240	52,344
7210410000	FLAT RLD IRON/STL >=600MM,CORRUGATED,PLATED W ZINC	KG	17,887	10,005
	BRITISH VIRGIN ISLANDS		17,887	10,005
7211130000	FLT RLD HI-STRNGH STL <600MM,UNIVRSAL MILPLATE,HOT	KG	8,710	8,237
	BRITISH VIRGIN ISLANDS		8,710	8,237
7211900000	FLAT ROLLED IRON/STL <600MM, NOT CLAD/PLATE, NESOI	KG	162,192	78,667
	DOMINICAN REPUBLIC		162,192	78,667
7212400000	FLAT-RLD IRON/STL <600MM,PAINTED/COATED W PLASTICS	KG	2,367	3,631
	ST.CHRISTOPHER-NEVIS		2,367	3,631
7212600000	FLAT-ROLLED IRON/NONALLOY STEEL <600MM, CLAD,NESOI	KG	34,863	45,653
	TRINIDAD @ TOBAGO		34,863	45,653
7213100000	CONCRETE REINFORCING STL BARS&RODS,HOT-ROLL,COILS	KG	836,699	444,627
	ARUBA		16,891	12,531
	BRITISH VIRGIN ISLANDS		545,886	242,010
	GUADELOUPE		45,473	17,550
	MONTSERRAT		15	3,626
	NETHERLAND ANTIL. EXC ARUBA		228,434	168,910
7214200000	CONCRETE REINFORCING BAR & ROD IRON/STL, HOT-DRAWN	KG	54,480	18,390
	BRITISH VIRGIN ISLANDS		54,480	18,390
7216320000	ANGLE,I SECT IRON/STL,HOT-ROLL>=80MM HI(STAN BEAM)	KG	12,996	6,647
	BRITISH VIRGIN ISLANDS		7,990	3,455
	NAMIBIA		5,006	3,192
7216990000	ANGLES, SHAPES, SECTIONS IRON/NONALLOY STEEL NESOI	KG	4,323	6,917
	NETHERLAND ANTIL. EXC ARUBA		4,323	6,917
7217101510	WIRE,IRON/STL NALLOY <.25%CARBON NOT PLATED/COATED	KG	22,981	18,385
	DOMINICAN REPUBLIC		22,981	18,385
7217102510	WIRE IRON/STL NALLOY >=.25%<.6%CARBN NOT PLAT/COAT	KG	65	4,283
	ST.CHRISTOPHER-NEVIS		65	4,283
7217107510	WIRE IRON/STL NALLOY >=.6%CARBON NOT PLATED/COATED	KG	21,249	15,334
	DOMINICAN REPUBLIC		21,249	15,334
7218990000	OTHER SEMIFINISHED PRODUCTS OF STAINLESS STEEL	KG	50	9,391
	COLOMBIA		50	9,391
7219900000	FLAT-ROLL STAINLESS STEEL >600MM WIDE, NESOI	KG	57,133	63,916
	HONG KONG		18,257	21,231
	MEXICO		38,876	42,685
7222400000	ANGLES, SHAPES, AND SECTIONS OF STAINLESS STEEL	KG	1,554	7,500
	DOMINICAN REPUBLIC		1,554	7,500
7223000000	WIRE OF STAINLESS STEEL	KG	16,413	63,308
	BRITISH VIRGIN ISLANDS		14,434	48,746
	DOMINICAN REPUBLIC		1,948	11,200
	ISRAEL		31	3,362
7225300000	FLAT-ROLL,OTH ALLOY STEEL>600MM WID,HOT-ROLL,COILS	KG	545	3,515
	BRITISH VIRGIN ISLANDS		545	3,515
7226930000	FLT-ROL,OTH ALLOY STL<600MM ELCTRLYTLY PLTD W/ZINC	KG	2,433	38,885
	BRITISH VIRGIN ISLANDS		2,433	38,885

TABLE 5 - EXPORTS OF MERCHANDISE FROM PUERTO RICO TO FOREIGN COUNTRIES,
BY COMMODITY AND COUNTRY OF DESTINATION: FISCAL YEAR 2001

COMM CODE	DESCRIPTION AND COUNTRY	UNIT	QUANTITY	VALUE - $
7228100000	OTHER BARS AND RODS OF HIGH-SPEED STEEL	KG	25,381	216,984
	ANGUILLA		5,143	39,133
	BRITISH VIRGIN ISLANDS		14,208	110,014
	GUADELOUPE		2,992	24,324
	MONTSERRAT		904	12,830
	NETHERLAND ANTIL. EXC ARUBA		2,134	30,683
7228308000	OTH BARS/RODS,OTH ALLOY STL,NOT TOOL STL, HOT-ROLL	KG	166,284	70,547
	ANGUILLA		33,073	20,524
	BRITISH VIRGIN ISLANDS		101,439	36,265
	MONTSERRAT		9,423	3,195
	NETHERLAND ANTIL. EXC ARUBA		22,349	10,563
7228605000	OTHR BARS/RODS,OTH ALLOY STEEL,NOT TOOL STL, NESOI	KG	7,654	7,500
	DOMINICAN REPUBLIC		7,654	7,500
	ARTICLES OF IRON OR STEEL	TOTAL		19,465,821
7302900000	RAILWAY OR TRAMWAY TRACK CONSTR MATRL OF IOS NESOI	KG	22,324	6,918
	NETHERLAND ANTIL. EXC ARUBA		22,324	6,918
7303000090	TUBES, PIPES AND HOLLOW PROFILES, CAST IRON, NESOI	KG	7,290	56,276
	MEXICO		7,290	56,276
7305111000	LN PP IOS NA LNGTD SBM ARC WLD DIAM 0406.4MM CIRC	KG	2,180	3,520
	NAMIBIA		2,180	3,520
7306101000	LINE PIPE IRON OR NONALLOY STEEL NT SMLS NESOI	KG	4,469	5,885
	ARUBA		4,469	5,885
7306105000	LINE PIPE ALLOY STEEL NOT SMLS NESOI	KG	19,511	21,655
	JAMAICA		19,511	21,655
7306302000	OTH PS TB HPFLS I0S NAL WLD CCS GLV WLS 1.65MM,ETC	KG	97,980	97,824
	ANTIGUA		12,595	11,198
	BRITISH VIRGIN ISLANDS		908	3,052
	DOMINICA		5,443	5,772
	GUADELOUPE		5,985	23,025
	NAMIBIA		27,495	26,558
	ST.CHRISTOPHER-NEVIS		2,722	2,979
	ST.VINCENT @ THE GRENADINES		42,832	25,240
7306304000	OTH PS TB HPFLS IOS NA WLD CIRC CS NT GALV, ETC.	KG	13,668	11,202
	NAMIBIA		13,668	11,202
7306405000	OTH PS TB HPFLS WLD CIRC CS SSTL WLLS 1.65MM AO TH	KG	227	5,456
	BRITISH VIRGIN ISLANDS		227	5,456
7306504500	OTH PS TB HP WD CRC CS ALY STL NT SS WLS 1.65MM AO	KG	1,928	3,152
	NAMIBIA		1,928	3,152
7307199030	UNIONS, PIPE, OF IRON OR STEEL, CAST	KG	3,000	2,735
	GRENADA		3,000	2,735
7307210000	STAINLESS STEEL FLANGES	KG	45	22,786
	DOMINICAN REPUBLIC		45	22,786
7307290000	STAINLESS STEEL TUBE OR PIPE FITTINGS NESOI	KG	9,072	30,308
	ECUADOR		9,072	30,308
7308100000	BRIDGES AND BRIDGE SECTIONS OF IRON OR STEEL	KG	3,764	6,513
	DOMINICAN REPUBLIC		3,764	6,513
7308300000	DRS, WNDWS A FRMS A THRSHLDS FR DRS, IRON OR STEEL	KG	46,246	111,625
	BRITISH VIRGIN ISLANDS		34,242	89,416
	DOMINICA		1,494	8,945
	MONTSERRAT		385	4,317
	ST.CHRISTOPHER-NEVIS		600	2,843
	TRINIDAD @ TOBAGO		9,525	6,104
7308400000	EQUIP SCAFFLDNG SHUTTRNG PROPPNG O PIT-PROPPNG IOS	KG	29,063	128,454
	BRITISH VIRGIN ISLANDS		22,491	95,164
	DOMINICAN REPUBLIC		6,572	33,290
7308901000	CLMNS PLLRS PSTS BMS GRDRS A SMLR STCTRS, IRN O ST	KG	31,923	37,182
	ANGUILLA		448	20,140
	DOMINICAN REPUBLIC		350	4,500
	GUADELOUPE		20,965	10,000
	NAMIBIA		10,160	2,542
7308909030	SHEET-METAL ROOFNG SIDING FLRING ETC, IRON OR STEL	KG	7,795	27,793
	BRITISH VIRGIN ISLANDS		3,469	9,000
	GEORGIA		567	10,741
	NETHERLAND ANTIL. EXC ARUBA		3,759	8,052
7308909090	STRUCTURES AND PARTS ETC NESOI IRON OR STEEL	KG	23,597	90,013

TABLE 5 - EXPORTS OF MERCHANDISE FROM PUERTO RICO TO FOREIGN COUNTRIES,
BY COMMODITY AND COUNTRY OF DESTINATION: FISCAL YEAR 2001

COMM CODE	DESCRIPTION AND COUNTRY	UNIT	QUANTITY	VALUE - $
	BRITISH VIRGIN ISLANDS		6,144	16,756
	DOMINICAN REPUBLIC		17,422	66,666
	ST. LUCIA		25	3,227
	ST.CHRISTOPHER-NEVIS		6	3,364
7309000030	TANKS, IOS CAP OV 300L NT INS NT MCH THRML NF GAS	NO	48	315,981
	ANGUILLA		11	41,790
	ANTIGUA		3	26,775
	BRITISH VIRGIN ISLANDS		20	53,696
	JAMAICA		3	18,000
	NETHERLANDS		6	148,000
	ST.CHRISTOPHER-NEVIS		5	27,720
7309000090	RESVRS VTS A SIM CNTNRS IOS CAP OV 300L NF GASES	NO	2	4,000
	BRITISH VIRGIN ISLANDS		2	4,000
7310100010	EMPTY STL DRMS A BBLS CAP OVR 50L, UND 300 LTRS	NO	1,335	32,146
	BRAZIL		855	21,366
	JAMAICA		480	10,780
7310100050	TANKS CASKS CANS BOXES ETC NES IR/ST CAPAC 50-300L	X		48,530
	DOMINICAN REPUBLIC			23,530
	NETHERLANDS			25,000
7310210000	CANS TO BE SOLDERED/CRIMPED CLOSED IR/ST UN 50 LTR	NO	2,749,080	15,486,477
	ARUBA		373,440	24,770
	DOMINICAN REPUBLIC		2,375,640	15,461,707
7310290000	TANKS CSKS DRMS CNS BXS ETC IOS NESOI UND 50 LTR	NO	4,925,948	1,263,720
	DOMINICAN REPUBLIC		4,869,229	1,175,937
	ST. LUCIA		10,296	2,986
	TRINIDAD @ TOBAGO		46,423	84,797
7311000000	CONTNRS FR CMPRSSD O LQFD GAS OF IRON O STEEL	NO	4,245	367,332
	ANGUILLA		300	9,525
	BRITISH VIRGIN ISLANDS		112	16,750
	DOMINICAN REPUBLIC		303	41,057
	VENEZUELA		3,530	300,000
7312102500	STRND WR IOS FTD W FTTNGS OR MD UP INTO ARTCLS	KG	2,312	11,305
	BARBADOS		2,312	11,305
7312103015	STRANDED WIRE FOR PRESTRESSNG CONCRETE IRN/ST EXSS	KG	22,577	19,607
	BRITISH VIRGIN ISLANDS		2,783	5,336
	DOMINICAN REPUBLIC		19,794	14,271
7312103500	STRANDED WIRE OF IRON OR STEEL, NESOI	KG	7	4,020
	ST.CHRISTOPHER-NEVIS		7	4,020
7312900000	PLAITED BANDS, SLINGS ETC, IRON OR STEEL NESOI	KG	3,844	12,608
	JAPAN		3,844	12,608
7313000000	BARBED WIRE AND TWISTED WIRE FOR FENCING, IRON/STL	KG	10,094	15,060
	ANGUILLA		5,604	6,435
	ARUBA		3,924	5,872
	BRITISH VIRGIN ISLANDS		566	2,753
7314130000	ENDLSS BNDS,WOVN IRON/STEEL WIRE CLTH,NT STAINLESS	M2	1,645	16,772
	ST.CHRISTOPHER-NEVIS		1,645	16,772
7314310000	OTH GRLL NTTNG A FNCNG WLDD AT INTRSCT GALVNZED ST	KG	10,944	8,623
	GRENADA		6,350	5,562
	NAMIBIA		4,594	3,061
7314420000	GRILL NETTING FENCING, PLASTIC COATED IOS WR NESOI	KG	16,367	12,896
	ST.VINCENT @ THE GRENADINES		16,367	12,896
7315120000	ARTCLTD LNK CHAIN NT RLLR CHAIN, IRON OR STEEL	KG	10,225	7,068
	ST.VINCENT @ THE GRENADINES		10,225	7,068
7315190000	PARTS OF ARTICULATED LINK CHAIN OF IRON OR STEEL	KG	19,124	9,977
	ST. LUCIA		19,124	9,977
7317009000	NAILS A SMLR ART IOS EXCPT WTH HDS OF COPPER	KG	93	3,582
	PANAMA		93	3,582
7318140000	SELF-TAPPING SCREWS OF IRON OR STEEL	KG	28	3,337
	BARBADOS		28	3,337
7318152000	BOLTS W/WO THEIR NUTS O WSHRS, OF IRON OR STEEL	KG	9	16,297
	JAPAN		9	16,297
7318159000	THREADED FASTENERS NESOI OF IRON OR STEEL	KG	18,307	82,369
	CANADA		446	3,149
	DOMINICAN REPUBLIC		15,246	38,978
	GERMANY		212	15,000
	ISRAEL		16	3,816
	JAMAICA		2,387	21,426

TABLE 5 - EXPORTS OF MERCHANDISE FROM PUERTO RICO TO FOREIGN COUNTRIES,
BY COMMODITY AND COUNTRY OF DESTINATION: FISCAL YEAR 2001

COMM CODE	DESCRIPTION AND COUNTRY	UNIT	QUANTITY	VALUE - $
7318160000	NUTS OF IRON OR STEEL	KG	6	9,975
	JAPAN		6	9,975
7318190000	THREADED ARTICLES OF IRON OR STEEL, NESOI	KG	1	2,595
	GUADELOUPE		1	2,595
7318210000	SPRING WASHERS AND OTH LOCK WASHERS, IRON OR STEEL	KG	14	4,304
	ST.CHRISTOPHER-NEVIS		14	4,304
7318220000	WASHERS OTHER THAN LOCK WASHERS, IRON OR STEEL	KG	388	15,809
	BRAZIL		388	15,809
7318230000	RIVETS OF IRON OR STEEL	KG	18	19,123
	JAPAN		18	19,123
7321115000	NONPORTBL COOKNG APPLNCS AND PLTE WMRS IOS FOR GAS	NO	274	73,220
	ANGUILLA		91	33,123
	ANTIGUA		69	13,800
	BRITISH VIRGIN ISLANDS		30	2,630
	DOMINICAN REPUBLIC		22	9,149
	NETHERLAND ANTIL. EXC ARUBA		62	14,518
7321906050	PARTS IOS FOR NONELCTRC CKNG APPL A FOR PLT WRMRS	X		17,966
	DOMINICAN REPUBLIC			17,966
7321906080	PARTS IOS FOR NONELCTRC CKNG APPL, NESOI	X		11,315
	CHINA (TAIWAN)			11,315
7322900000	AIR HTRS A HOT AIR DIST NT ELEC HTD WFAN, PRTS IOS	X		2,660
	TRINIDAD @ TOBAGO			2,660
7323930010	STAINLESS STEEL COOKING AND KITCHENWARE	NO	1,251	15,000
	MEXICO		1,251	15,000
7323990000	HH ARTCS/PTS NESOI NT ENMLD IRN NT CST STL NT STLS	X		46,191
	NETHERLAND ANTIL. EXC ARUBA			46,191
7324900000	OTHER SANITARY WARE, INCLUDING PARTS, IRN/ST NESOI	X		58,451
	DOMINICAN REPUBLIC			3,375
	GUADELOUPE			21,323
	NETHERLAND ANTIL. EXC ARUBA			29,980
	VENEZUELA			3,773
7326200000	ARTICLES OF IRON OR STEEL WIRE NESOI	X		56,721
	DOMINICAN REPUBLIC			49,421
	INDIA			7,300
7326901000	OTHER ARTICLES OF TINPLATE, NESOI (NOT HOUSEHOLD)	X		211,835
	DOMINICAN REPUBLIC			211,835
7326908560	LADDERS OF IRON OR STEEL	NO	2	3,142
	ANGUILLA		2	3,142
7326908595	OTHER ARTICLES OF IRON OR STEEL NOT WIRE NESOI	KG	109,555	506,510
	DOMINICA		14	21,549
	DOMINICAN REPUBLIC		15,870	75,795
	GERMANY		21,591	17,500
	JAMAICA		41,362	46,664
	TRINIDAD @ TOBAGO		30,582	12,180
	UNITED KINGDOM OF GT BRITAIN		136	332,822
	COPPER AND ARTICLES THEREOF	TOTAL		8,236,331
7402000000	UNREFND CPPR; CPPR ANODS F ELCTROLTC REFINING	KG	18,567	19,585
	REPUBLIC OF KOREA		18,567	19,585
7403120000	REFINED COPPER WIRE BARS, UNWROUGHT	KG	1,897	2,845
	ST.CHRISTOPHER-NEVIS		1,897	2,845
7403210000	UNWROUGHT COPPER-ZINC BASED ALLOYS (BRASS)	KG	328	12,235
	DOMINICAN REPUBLIC		328	12,235
7404000020	WASTE AND SCRAP OF REFINED COPPER	KG	4,931,111	6,790,207
	CHINA (TAIWAN)		40,574	55,919
	CHINA,PEOPLE'S REP.(MAINLAND)		1,593,591	1,972,779
	GERMANY		18,998	24,127
	HONG KONG		151,812	177,956
	INDIA		77,819	99,074
	JAMAICA		18,641	10,876
	JAPAN		40,460	55,982
	MEXICO		37,850	42,490
	REPUBLIC OF KOREA		2,809,682	4,175,114
	SINGAPORE		27,045	29,749
	SWITZERLAND		76,279	93,564
	UNITED ARAB EMIRATES		38,360	52,577

TABLE 5 - EXPORTS OF MERCHANDISE FROM PUERTO RICO TO FOREIGN COUNTRIES,
BY COMMODITY AND COUNTRY OF DESTINATION: FISCAL YEAR 2001

COMM CODE	DESCRIPTION AND COUNTRY	UNIT	QUANTITY	VALUE - $
7404000045	BRASS WASTE AND SCRAP OVER 0.3 PERCENT LEAD	KG	12,348	7,224
	CHINA,PEOPLE'S REP.(MAINLAND)		12,348	7,224
7404000080	OTHER COPPER ALLOY WASTE AND SCRAP, NESOI	KG	860,985	589,225
	CHINA (TAIWAN)		18,030	18,682
	CHINA,PEOPLE'S REP.(MAINLAND)		595,090	243,965
	GERMANY		19,613	25,105
	HONG KONG		20,022	4,908
	INDIA		59,607	102,568
	REPUBLIC OF KOREA		148,623	193,997
7407100000	BARS, RODS AND PROFILES OF REFINED COPPER	KG	724	3,591
	TRINIDAD @ TOBAGO		724	3,591
7407210000	BARS, RODS AND PROFILES OF BRASS (CU-ZN BASE ALYS)	KG	281	15,466
	DOMINICAN REPUBLIC		281	15,466
7407220000	BARS RODS PROFILES OF CUPRO-NICKEL OR NICKEL-SILVR	KG	7,588	7,400
	DOMINICAN REPUBLIC		7,588	7,400
7408116000	RF CU WIRE, MAX CRSS-SCTNL DIMEN OV 6MM TO 9.5MM	KG	6,912	21,032
	DOMINICAN REPUBLIC		6,912	21,032
7408190000	REF CU WIRE W MAX CRS-SCTN UNDER 6 MM	KG	6,160	52,269
	CANADA		319	8,165
	DOMINICAN REPUBLIC		5,841	44,104
7408290000	WIRE OF OTHER COPPER ALLOYS, NESOI	KG	34,796	55,176
	DOMINICAN REPUBLIC		36	7,658
	GERMANY		34,760	47,518
7411101000	TUBES AND PIPES OF REFINED COPPER, SEAMLESS	KG	2,297	10,647
	MONTSERRAT		573	2,887
	TRINIDAD @ TOBAGO		1,724	7,760
7412100000	FITTINGS, PIPE AND TUBE OF REFINED COPPER	KG	539	2,887
	MONTSERRAT		539	2,887
7412200000	COPPER ALLOY TUBE OR PIPE FITTINGS	KG	2,347	7,435
	ANTIGUA		2,347	7,435
7413001000	STR WIRE CU NT INS NT FTD W FTGS A NT MD INTO ARTL	KG	5,354	43,002
	DOMINICAN REPUBLIC		5,354	43,002
7413005000	CABLE, ETC NESOI OF CU NT INS NT MD INTO ARTCLS	KG	79,446	387,165
	DOMINICAN REPUBLIC		79,446	387,165
7413009000	STR W ETC OF CU NT INS; W FTTGS OR MDE INTO ARTCLS	KG	20,165	58,415
	DOMINICAN REPUBLIC		20,165	58,415
7415290000	CU SCRWS NTS BLTS RVTS OTH FSTNRS NOT THREADED	KG	140	16,948
	ST.VINCENT @ THE GRENADINES		140	16,948
7415310000	THREADED COPPER SCREWS FOR WOOD	KG	1,417	6,339
	JAMAICA		1,417	6,339
7415390000	OTHER THREADED FASTENERS NESOI OF COPPER	KG	1,136	6,294
	DOMINICAN REPUBLIC		1,136	6,294
7416000000	COPPER SPRINGS	KG	342	8,448
	JAPAN		342	8,448
7418190000	OTHR COPPER TABLE,KITCHEN & HOUSEHOLD WARE & PARTS	KG	273	4,236
	ST.VINCENT @ THE GRENADINES		273	4,236
7419100000	COPPER CHAIN AND PARTS THEREOF	KG	332	9,134
	DOMINICAN REPUBLIC		332	9,134
7419991500	CNTNRS PERSONAL TYPE, OF COPPER	DOZ	968	6,383
	ST. LUCIA		968	6,383
7419995010	BRASS PLUMBING GOODS NESOI	KG	19,657	26,510
	BARBADOS		29	2,694
	BRITISH VIRGIN ISLANDS		1,053	17,969
	DOMINICAN REPUBLIC		18,575	5,847
7419995500	OTHER ARTICLES OF COPPER, NESOI	KG	30,007	66,233
	DOMINICAN REPUBLIC		13,531	42,008
	GERMANY		16,476	24,225
	ALUMINUM AND ARTICLES THEREOF	TOTAL		10,780,694
7602000030	ALUMINUM USED BEVERAGE CONTAINER SCRAP	KG	768,322	908,895
	ARUBA		19,499	49,541
	CHINA (TAIWAN)		16,767	16,531
	CHINA,PEOPLE'S REP.(MAINLAND)		134,397	130,566
	EL SALVADOR		17,139	105,840
	GERMANY		37,020	47,622
	MEXICO		471,920	492,381

TABLE 5 - EXPORTS OF MERCHANDISE FROM PUERTO RICO TO FOREIGN COUNTRIES,
BY COMMODITY AND COUNTRY OF DESTINATION: FISCAL YEAR 2001

COMM CODE	DESCRIPTION AND COUNTRY	UNIT	QUANTITY	VALUE - $
	REPUBLIC OF KOREA		71,580	66,414
7602000090	AL WASTE AND SCRAP OTHER THAN USED BEV CONT SCRAP	KG	3,896,951	4,447,809
	ARUBA		56,434	63,358
	BELGIUM		19,069	25,644
	CHINA (TAIWAN)		18,807	18,549
	CHINA,PEOPLE'S REP.(MAINLAND)		1,019,377	1,196,422
	GREECE		70,455	108,576
	HONG KONG		37,563	46,364
	INDIA		116,335	128,138
	MEXICO		60,119	63,346
	PAKISTAN		19,877	7,056
	REPUBLIC OF KOREA		1,312,077	1,393,290
	SPAIN		20,325	18,372
	TRINIDAD @ TOBAGO		132,944	268,022
	UNITED ARAB EMIRATES		1,013,569	1,110,672
7604103050	AL BAR, ROD, NT ALOY RND C-S OTSD DIA OF 10MM OR M	KG	18,034	91,921
	DOMINICAN REPUBLIC		18,034	91,921
7604291000	ALUMINUM ALLOY PROFILES NOT HOLLOW	KG	11,779	32,168
	MEXICO		11,031	27,968
	NAMIBIA		748	4,200
7604293050	AL ALY BR-RD HA RD C-S WI OTSI DIA OF 10MM OR MORE	KG	485	22,089
	COLOMBIA		485	22,089
7604295060	AL ALY HA OT TH RD C-S W MX C-S DIM OF 10MM OR MOR	KG	128	3,730
	NETHERLAND ANTIL. EXC ARUBA		128	3,730
7605190000	AL WIR NT ALY OF WHI TH MAX C-S DIM IS 7MM OR LESS	KG	389	7,958
	DOMINICAN REPUBLIC		389	7,958
7606113030	ALUM PLT SHT STRP REC/SQ NAL NT CLD OV 6.3MM THCK	KG	1,473	50,459
	UNITED KINGDOM OF GT BRITAIN		1,473	50,459
7606910070	CIRCLES AND DISCS, ALUM NT ALLOYD, 6.3MM OR LS THK	KG	6,474	29,131
	TRINIDAD @ TOBAGO		6,474	29,131
7606910090	OTH NONRECT PLTS SHTS A STRP ALUM NT ALY 6.3MMOL T	KG	42,783	77,825
	VENEZUELA		42,783	77,825
7607113000	AL FOIL NT BKD RLD NT OV 0.01MM THK	KG	1,556	11,940
	CANADA		1,556	11,940
7607119000	ALUM FOIL NT BCKD NT OV 0.2MM THK NESOI	KG	6,021	38,773
	DOMINICAN REPUBLIC		907	3,406
	EL SALVADOR		4,697	30,533
	ST. LUCIA		417	4,834
7608100090	AL TBS A PPS EXC SMLSS NT ALLOYED	KG	12,745	277,676
	DOMINICAN REPUBLIC		569	4,897
	UNITED KINGDOM OF GT BRITAIN		12,176	272,779
7608200090	TUBES AND PIPES ALUM AL EXCPT SEAMLESS	KG	6,417	21,162
	JAMAICA		6,417	21,162
7610100000	ALU DOR WIN AND THEIR FRA AND THRES FOR DOORS	KG	229,587	979,225
	ANGUILLA		186	11,831
	ANTIGUA		6,225	22,750
	ARUBA		73	4,817
	BARBADOS		2,078	8,540
	BRITISH VIRGIN ISLANDS		12,878	123,888
	DOMINICA		10,561	35,057
	DOMINICAN REPUBLIC		19,340	76,677
	GRENADA		1,238	12,151
	MONTSERRAT		6,228	50,930
	NAMIBIA		19,833	130,996
	NETHERLAND ANTIL. EXC ARUBA		104,604	294,101
	ST.CHRISTOPHER-NEVIS		44,947	193,292
	TURKS @ CAICOS ISLANDS		1,396	14,195
7610900040	OTHER ALUMINUM-ARCHITECTURAL AND ORNAMENTAL WORK	KG	1,042	6,897
	NAMIBIA		1,042	6,897
7610900050	OTH ALUM STRCTRS A PRTS; AL PLTS TBS ETC FOR STRTR	KG	2,622	23,830
	DOMINICAN REPUBLIC		2,622	23,830
7611000030	ALUMINUM TANKS W CPCTY EXCEEDING 300 LITERS	NO	138	450,000
	BELGIUM		138	450,000
7611000090	ALUMINUM CONTAINERS, NESOI CAP OV 300 LITERS	NO	623	68,922
	TRINIDAD @ TOBAGO		623	68,922
7612100000	ALUMINUM COLLAPSIBLE TUBULAR CONTAINERS NT OV 300L	NO	474,580	32,428
	TRINIDAD @ TOBAGO		474,580	32,428

TABLE 5 - EXPORTS OF MERCHANDISE FROM PUERTO RICO TO FOREIGN COUNTRIES,
BY COMMODITY AND COUNTRY OF DESTINATION: FISCAL YEAR 2001

COMM CODE	DESCRIPTION AND COUNTRY	UNIT	QUANTITY	VALUE - $
7612901030	ALUM CANS OF A CAPACITY NT EXCDG 355 ML	NO	21,972,041	1,499,868
	ARUBA		3,503,296	276,369
	ECUADOR		233,280	14,448
	TRINIDAD @ TOBAGO		18,235,465	1,209,051
7612901060	OT AL CN OF A CP EX 355ML BU LS TH 3.8 LITERS	NO	4,423,184	234,655
	ARUBA		1,493,760	99,081
	COSTA RICA		245,384	22,172
	TRINIDAD @ TOBAGO		2,684,040	113,402
7612909000	OTHER ALUMINUM CONTAINERS CAPACITY 3.8-300 LITERS	NO	8,801,153	501,345
	ARUBA		1,876,940	86,580
	BRAZIL		157	80,010
	JAMAICA		2	8,000
	TRINIDAD @ TOBAGO		6,924,054	326,755
7613000000	ALUMINUM CONTAINERS FOR COMPRESSED OR LIQUEFID GAS	NO	6	35,130
	JAMAICA		6	35,130
7614100000	STRANDED WIRE ETC OF ALUMINUM WITH STEEL CORE	KG	786	5,600
	DOMINICAN REPUBLIC		786	5,600
7614905000	STR WIRE ETC W/O ST CR FTTD OR MADE INT ARTCLS	KG	2,307	19,320
	TRINIDAD @ TOBAGO		2,307	19,320
7616101000	ALUM NAILS TACKS STAPLES NT 8305	KG	23,858	32,212
	ANGUILLA		10,365	29,056
	NETHERLAND ANTIL. EXC ARUBA		13,493	3,156
7616995080	ARTICLES OF ALUMINUM WIRE NESOI	KG	8,210	6,517
	ANTIGUA		8,114	3,806
	GUADELOUPE		96	2,711
7616995095	ARTICLES OF ALUMINUM NESOI	KG	190,512	863,209
	ARUBA		685	31,714
	DOMINICAN REPUBLIC		58,154	242,276
	EL SALVADOR		12,138	79,380
	NETHERLAND ANTIL. EXC ARUBA		4,074	17,594
	SINGAPORE		131	2,520
	TRINIDAD @ TOBAGO		115,330	489,725
	LEAD AND ARTICLES THEREOF	TOTAL	294,960	57,627
7802000030	LEAD WASTE SCRAP OBTAINED FR LEAD-ACID STORAGE BAT	KG	220,573	48,627
	HONG KONG		95,075	20,960
	REPUBLIC OF KOREA		125,498	27,667
7802000060	LEAD WASTE OTH THAN OBTAINED FRM LEAD-ACID STG BAT	KG	74,387	9,000
	VENEZUELA		74,387	9,000
	ZINC AND ARTICLES THEREOF	TOTAL	46,783	57,450
7906000000	ZINC TUBES, PIPES AND TUBE OR PIPE FITTINGS	KG	44,215	34,542
	ANGUILLA		9,900	7,762
	BRITISH VIRGIN ISLANDS		2,538	2,667
	GUADELOUPE		17,811	13,612
	NETHERLAND ANTIL. EXC ARUBA		3,202	2,894
	ST.VINCENT @ THE GRENADINES		10,764	7,607
7907006000	ZINC ARTICLES, NESOI	KG	2,568	22,908
	BRITISH VIRGIN ISLANDS		864	5,280
	DOMINICAN REPUBLIC		1,704	17,628
	TIN AND ARTICLES THEREOF	TOTAL	50,049	17,827
8003000000	TIN BARS, RODS, PROFILES AND WIRE	KG	855	5,279
	DOMINICAN REPUBLIC		855	5,279
8006000000	TIN TUBES AND PIPES INCLDG PIPE A TUBE FITTINGS	KG	49,194	12,548
	ANGUILLA		3,791	2,976
	BRITISH VIRGIN ISLANDS		45,403	9,572
	OTHER BASE METALS;CERMETS; ARTICLES THEREOF	TOTAL	19,006	31,489,068
8101930000	TUNGSTEN WIRE	KG	209	1,023,600
	PANAMA		209	1,023,600
8101990000	TUNGSTEN, WROUGHT, NESOI	KG	17,966	30,425,436

TABLE 5 - EXPORTS OF MERCHANDISE FROM PUERTO RICO TO FOREIGN COUNTRIES,
BY COMMODITY AND COUNTRY OF DESTINATION: FISCAL YEAR 2001

COMM CODE	DESCRIPTION AND COUNTRY	UNIT	QUANTITY	VALUE - $
	BRAZIL		345	880,860
	COLOMBIA		2,024	4,874,472
	ECUADOR		5,366	11,303,500
	GEORGIA		466	1,188,500
	GERMANY		150	62,821
	HUNGARY		2,442	6,221,940
	JAPAN		657	1,419,991
	MEXICO		6,039	3,257,152
	REPUBLIC OF KOREA		477	1,216,200
8104900000	MAGNESIUM, WROUGHT	KG	766	20,432
	DOMINICAN REPUBLIC		766	20,432
8108908000	OTHER WROUGHT TITANIUM, NESOI	KG	65	19,600
	JAPAN		65	19,600
	TOOLS, IMPLEMENTS,CUTLERY, SPOONS AND FORKS, OF BASE METAL; PARTS THEREOF OF BASE METAL	TOTAL		3,573,563
8202200030	METAL CUTTING BANDSAW BLADES OF BASE METAL	X		4,320
	TRINIDAD @ TOBAGO			4,320
8203206060	PNCRS A SMLR TLS EX PLRS O TWZRS, BS MTL	X		29,800
	AUSTRIA			29,800
8205200000	HAMMERS A SLEDGE HAMMERS A PARTS, BASE METAL	X		19,738
	DOMINICAN REPUBLIC			16,000
	ST.CHRISTOPHER-NEVIS			3,738
8205300000	PLNS CHSLS A SMLR CTTNG TLS FR WDWRKNG,PTS,BS MTL	X		333,150
	BELGIUM			333,150
8205510000	HOUSEHOLD TOOLS AND PARTS THEREOF, BASE METAL	X		2,750
	BRITISH VIRGIN ISLANDS			2,750
8205599000	HANDTOOL INCL GLASS CUTTER & PARTS BASEMETAL NESOI	X		6,500
	EL SALVADOR			6,500
8205700090	CLAMPS AND SIMILAR HANDTOOLS, NOT VISES, AND PARTS	X		8,000
	DOMINICAN REPUBLIC			8,000
8206000000	TOOLS OF 2 OM OF HDG 8202-8205, STS FR RTAIL SALE	PCS	4,406	8,810
	DOMINICAN REPUBLIC		2,105	4,209
	TRINIDAD @ TOBAGO		2,301	4,601
8207130000	RCK DRLNG EARTH BORNG TLS WRKNG PT CERMETS, & PTS	X		7,000
	ARUBA			7,000
8207191030	PERCSN RCK DRLL BTS CORE BTS REAMRS,BS MTL, & PRTS	NO	95	19,032
	REP. OF SOUTH AFRICA		31	7,136
	TRINIDAD @ TOBAGO		64	11,896
8207192030	ROTRY DRLL BTS, CORE BTS REAMRS, BSE METL, AND PTS	NO	1,619	76,970
	DOMINICAN REPUBLIC		1,619	76,970
8207200000	DIES DRW O EXTR MTL A PTS THRF	X		11,000
	GERMANY			11,000
8207306030	STMPG DIES A PTS NT SUTBL F CTG MTL	X		14,288
	DOMINICAN REPUBLIC			14,288
8207504030	TWIST DRLLS FOR HND O MCH TLS STBLE FOR CTTNG METL	NO	2,281	4,789
	VENEZUELA		2,281	4,789
8207508000	TOOLS FOR DRILLING, NESOI, AND PARTS THEREOF	X		5,974
	VENEZUELA			5,974
8207600060	OTHR BORING TOOLS NESOI AND PARTS THROF	NO	99	13,770
	UNITED KINGDOM OF GT BRITAIN		99	13,770
8208300000	KNS A CTTNG BLDS F KTCHN APPLN O FD IND MACH A PTS	X		290,558
	DOMINICAN REPUBLIC			290,558
8209000030	PLTS STCKS TPS ETC FOR TOOLS UNMNTD OF SNTRD CRBDS	KG	12	3,180
	BELGIUM		12	3,180
8211930001	KNIVES HAVING OTHER THAN FIXED BLADES	NO	7,577	6,976
	BARBADOS		5,387	2,693
	GUADELOUPE		2,190	4,283
8212100000	RAZORS	NO	3,489,192	538,783
	ARUBA		33,804	61,623
	BAHAMAS		23,052	22,716
	BARBADOS		55,512	13,290
	DOMINICAN REPUBLIC		3,197,381	258,256
	HAITI		4,176	7,809
	JAMAICA		1,512	6,612

TABLE 5 - EXPORTS OF MERCHANDISE FROM PUERTO RICO TO FOREIGN COUNTRIES,
BY COMMODITY AND COUNTRY OF DESTINATION: FISCAL YEAR 2001

COMM CODE	DESCRIPTION AND COUNTRY	UNIT	QUANTITY	VALUE - $
	NETHERLAND ANTIL. EXC ARUBA		155,203	144,010
	ST. LUCIA		10,656	6,455
	ST.CHRISTOPHER-NEVIS		5,868	3,191
	SURINAME		1,044	3,997
	TRINIDAD @ TOBAGO		984	10,824
8212200000	SAFETY RAZOR BLADES AND BLADE BLANKS IN STRIPS	NO	3,218,470	68,939
	COLOMBIA		3,178,438	50,855
	DOMINICAN REPUBLIC		40,032	18,084
8212900000	PARTS FOR RAZORS EXC BLADES	X		2,041,604
	ANTIGUA			21,858
	ARUBA			275,756
	BAHAMAS			41,934
	BARBADOS			140,660
	BELIZE			23,914
	BRITISH VIRGIN ISLANDS			20,721
	CAYMAN ISLANDS			25,834
	DOMINICA			2,613
	DOMINICAN REPUBLIC			46,618
	GRENADA			7,237
	GUYANA			10,200
	JAMAICA			465,427
	NETHERLAND ANTIL. EXC ARUBA			331,172
	ST. LUCIA			16,291
	ST.CHRISTOPHER-NEVIS			5,478
	ST.VINCENT @ THE GRENADINES			11,333
	SURINAME			31,547
	TRINIDAD @ TOBAGO			563,011
8213000000	SCSSRS,TLRS A SMLR SHRS, BLDS A OTH BS MTL PTS	NO	538	2,686
	PANAMA		538	2,686
8214200000	MNCR OR PDCR STS A INSTMNTS INC NL FLS A PTS	X		39,936
	ARUBA			13,811
	ECUADOR			4,386
	JAMAICA			4,706
	NETHERLAND ANTIL. EXC ARUBA			7,121
	PANAMA			9,912
8215990000	SPNS FRKS LDLS ETC,BS MTL PTS,NT PRC MTL PLT,NT ST	X		15,010
	FRANCE			12,200
	GUADELOUPE			2,810
	MISCELLANEOUS ARTICLES OF BASE METAL	TOTAL		4,740,103
8301100000	PADLOCKS OF BASE METAL	DOZ	25	2,695
	NETHERLAND ANTIL. EXC ARUBA		25	2,695
8301300000	BASE METAL LOCKS OF A KIND USED FOR FURNITURE	KG	1,830	9,002
	DOMINICAN REPUBLIC		1,830	9,002
8301406030	DOOR LOCKS, LOCKSETS AND OTH BS MTL LOCKS FR DOORS	KG	7,616	66,122
	ANGUILLA		767	7,329
	ANTIGUA		1,061	8,717
	DOMINICA		757	6,563
	GUADELOUPE		2,393	21,512
	NETHERLAND ANTIL. EXC ARUBA		1,545	12,840
	ST.CHRISTOPHER-NEVIS		1,093	9,161
8301406060	OTHER LOCKS OF BASE METAL, NESOI	KG	4,394	2,941
	DOMINICAN REPUBLIC		4,394	2,941
8301600000	PARTS OF LOCKS, BASE METAL	KG	240	3,950
	ANGUILLA		240	3,950
8302103000	HINGES AND PARTS FOR MOTR VEHCLS IR/ST, ALUM, ZINC	KG	252	6,059
	ISRAEL		252	6,059
8302104030	HINGES AND PARTS, BASE METAL, FOR DOORS	KG	8,000	33,420
	DOMINICAN REPUBLIC		8,000	33,420
8302104060	HINGES AND PARTS, BASE METAL, FOR FURNTR A CABINTS	KG	643	5,688
	BRITISH VIRGIN ISLANDS		164	3,013
	TRINIDAD @ TOBAGO		479	2,675
8302104090	OTHER HINGES AND PARTS THEREOF OF BASE METAL NESOI	KG	40,377	120,870
	CHINA,PEOPLE'S REP.(MAINLAND)		1,427	20,724
	DOMINICAN REPUBLIC		38,588	85,726
	TRINIDAD @ TOBAGO		362	14,420

TABLE 5 - EXPORTS OF MERCHANDISE FROM PUERTO RICO TO FOREIGN COUNTRIES,
BY COMMODITY AND COUNTRY OF DESTINATION: FISCAL YEAR 2001

COMM CODE	DESCRIPTION AND COUNTRY	UNIT	QUANTITY	VALUE - $
8302300000	OTH BS METL MOUNTNGS FTTNGS ETC FOR MOTOR VEHICLES	KG	52,556	159,696
	DOMINICAN REPUBLIC		52,556	159,696
8302413000	DOOR CLSRS (EXC ATMTC) A PTS, BS MTL, FOR BUILDING	KG	967	3,409
	ANTIGUA		967	3,409
8302418075	OTH BS METL MNTNGS FTTNGS ETC FOR BUILDINGS, NESOI	KG	38,968	132,804
	ANTIGUA		3,342	29,148
	ARUBA		1,109	4,100
	DOMINICAN REPUBLIC		4,536	9,028
	GUADELOUPE		1,013	7,817
	JAPAN		932	3,447
	NETHERLAND ANTIL. EXC ARUBA		7,108	26,297
	TRINIDAD @ TOBAGO		20,928	52,967
8302497500	OTHER BASE METAL MOUNTINGS, FITTINGS ETC, NESOI	KG	969	48,745
	DOMINICAN REPUBLIC		969	48,745
8302500000	HAT-RACKS HAT PEGS BRCKTS ETC PARTS, BASE METAL	KG	2,226	5,600
	JAMAICA		2,226	5,600
8303000000	SAFES, CASH OR DEED BOXES ETC A PRTS, BASE METAL	KG	1,417	7,000
	DOMINICAN REPUBLIC		629	4,000
	GUATEMALA		788	3,000
8305200000	STAPLES IN STRIPS, OF BASE METAL	KG	1,449	5,500
	BARBADOS		1,449	5,500
8305900000	BS METL LETTR A PAPER CLIPS OTH OFFC ARTIC A PARTS	KG	648	3,321
	ST. LUCIA		648	3,321
8306290000	STATUETTES A OTH ORNMNTS A PRTS, BS METL NT PM PLT	KG	3,221	4,347
	DOMINICAN REPUBLIC		3,221	4,347
8307100000	FLEXIBLE TUBING OF IRON OR STEEL	KG	1,152	16,739
	MEXICO		900	12,554
	UNITED KINGDOM OF GT BRITAIN		252	4,185
8307900000	FLEXIBLE TUBING OF BASE METAL NOT IRON OR STEEL	KG	1,582	20,740
	JAMAICA		1,582	20,740
8308100000	HOOKS, EYES AND EYELETS, OF BASE METAL	KG	148,925	2,399,048
	DOMINICAN REPUBLIC		143,229	2,310,171
	MEXICO		4,303	64,044
	SAUDI ARABIA		1,393	24,833
8308908000	CLSPS, FRMS W CLSPS ETC BDS A SPNGLS, BASE METAL	KG	78,279	783,233
	COSTA RICA		1,171	34,695
	DOMINICAN REPUBLIC		69,296	640,345
	HONG KONG		1,537	41,764
	MEXICO		6,275	66,429
8309100000	CROWN CORKS INC SEALS AND CAPS, A PRTS, BASE METAL	KG	16,568	111,407
	EL SALVADOR		16,184	105,840
	MEXICO		384	5,567
8309900000	STOPPERS, CAPS, LIDS, SEALS ETC NES, PRTS, BS METL	KG	61,151	707,837
	DOMINICAN REPUBLIC		61,151	707,837
8310000000	SGN PLTS NOS A SMBLS ET BM EXCPT OF HDG 9405	KG	1,485	42,103
	BRITISH VIRGIN ISLANDS		68	7,000
	ST. LUCIA		62	5,303
	VENEZUELA		1,355	29,800
8311200000	CORED WIRE OF BASE METAL, FOR ELECTRIC ARC-WELDING	KG	90	2,827
	MEXICO		90	2,827
8311900000	WIRE ETC CTD/CRD W FLUX FR WLD ETC A PRTS NESOI	KG	7,057	35,000
	MEXICO		7,057	35,000
	MACHINERY AND MECHANICAL APPLIANCES; ELECTRICAL EQUIPMENT;PARTS THEREOF; SOUND RECORDERS AND REPRODUCERS, TELEVISION IMAGE AND SOUND RECORDER, AND REPRODUCERS, AND PARTS AND ACCESSORIES OF SUCH ARTICLES	TOTAL		1,281,656,713
	NUCLEAR REACTORS,BOILERS,MACHINERY AND MECHANICAL APPLIANCES; PARTS THEREOF	TOTAL		955,535,862
8402190000	VAPOR GENERATING BOILERS, NESOI, INCLUDING HYBRID	T	9	45,145
	COSTA RICA		9	45,145
8402900090	PTS FOR STEAM,VAPOR GENERATING,SUPER-HEAT WTR BLRS	X		726,988

TABLE 5 - EXPORTS OF MERCHANDISE FROM PUERTO RICO TO FOREIGN COUNTRIES,
BY COMMODITY AND COUNTRY OF DESTINATION: FISCAL YEAR 2001

COMM CODE	DESCRIPTION AND COUNTRY	UNIT	QUANTITY	VALUE - $
	CZECH REPUBLIC			723,646
	GUYANA			3,342
8405100000	PRODUCER GAS,WTR GAS,ACETYLENE GAS,WTR PRO GAS GEN	X		36,475
	BRITISH VIRGIN ISLANDS			36,475
8406101000	STEAM TURBINES FOR MARINE PROPULSION	NO	1	3,876
	TRINIDAD @ TOBAGO		1	3,876
8406900040	PARTS FOR STEAM TURBINES	X		49,716
	BARBADOS			17,978
	TRINIDAD @ TOBAGO			31,738
8406900080	PARTS FOR OTHER THAN STEAM VAPOR TURBINES	X		36,523
	SAUDI ARABIA			36,523
8407210000	OUTBOARD ENGINES FOR MARINE PROPULSION	NO	83	445,099
	BRITISH VIRGIN ISLANDS		6	33,856
	DOMINICAN REPUBLIC		13	125,650
	MEXICO		3	17,598
	NETHERLAND ANTIL. EXC ARUBA		3	41,512
	NIGERIA		14	46,774
	PANAMA		42	172,109
	ST.CHRISTOPHER-NEVIS		2	7,600
8407290010	SPK-IGN REC OR ROT INT COM PST ENG,MAR,IN/OUTBOARD	NO	1	3,175
	BRITISH VIRGIN ISLANDS		1	3,175
8407290050	INBOARD ENG WITH INBOARD DRIVE F MARINE PROPULSION	NO	1	2,900
	ANGUILLA		1	2,900
8407332000	SP-IG ENG F RD TR,BUS,AUTO,TRCK,>250 BUT =<1000CC	NO	1	2,807
	ECUADOR		1	2,807
8407901050	SP-IG REC OR RTRY PISTON ENG,NESOI, FOR AGR MACH	NO	69	23,490
	BRITISH VIRGIN ISLANDS		68	19,990
	DOMINICAN REPUBLIC		1	3,500
8408901000	DIESEL ENGINES FOR AGR OR HORT MACH AND EQUIP	NO	4	20,500
	BRITISH VIRGIN ISLANDS		4	20,500
8409100040	PARTS FOR SPARK-IG OR COMP-IG PST ENG FOR CIV A/C	KG	10	6,545
	TRINIDAD @ TOBAGO		10	6,545
8409914000	PARTS F SPARK IGN ENG F RD TR, BUS, AUTO OR TRUCKS	KG	517	23,456
	BRITISH VIRGIN ISLANDS		61	2,625
	ECUADOR		163	10,530
	NETHERLAND ANTIL. EXC ARUBA		29	6,459
	VENEZUELA		264	3,842
8409916000	PARTS F SPARK IG ENG FOR MARINE PROPULSION	KG	12	5,426
	GUADELOUPE		12	5,426
8409918000	PARTS FOR SPARK-IG PISTON ENG, NESOI	KG	16,386	51,677
	DOMINICA		1,809	12,783
	DOMINICAN REPUBLIC		13,972	29,276
	SAUDI ARABIA		2	3,167
	VENEZUELA		603	6,451
8409996000	PARTS FOR DIESEL ENGINES FOR MARINE PROPULSION	KG	580	21,152
	ARUBA		99	2,952
	NETHERLAND ANTIL. EXC ARUBA		481	18,200
8409998000	PARTS FOR DIESEL ENGINES, NESOI	KG	1,468	26,900
	ANTIGUA		2	10,005
	COSTA RICA		897	13,000
	DOMINICAN REPUBLIC		569	3,895
8410900000	PARTS, INC REGULATORS, FOR HYDRAULIC TURB & WTR WH	X		3,200
	VENEZUELA			3,200
8411828000	GAS TURBINE ENG,EXC A/C,NESOI, POWER EXCEED 5,000K	NO	1	10,000
	GERMANY		1	10,000
8411914000	PARTS OF NONAIRCRAFT TURBOJETS AND TURBOPROPELLERS	X		113,000
	BRITISH VIRGIN ISLANDS			3,000
	TRINIDAD @ TOBAGO			110,000
8411917010	PARTS OF TURBOJET & TURBOPROPELLER A/C ENG,CIVIL	X		791,857
	CANADA			10,723
	JAPAN			672,832
	REP. OF SOUTH AFRICA			4,224
	TURKEY			104,078
8411917050	PARTS OF TURBOJET & TURBOPROPELLR A/C ENG,EX CIVIL	X		76,229
	DOMINICAN REPUBLIC			41,529
	REP. OF SOUTH AFRICA			34,700
8411994000	PARTS OF NONAIRCRAFT GAS TURBINES	X		6,792,585

TABLE 5 - EXPORTS OF MERCHANDISE FROM PUERTO RICO TO FOREIGN COUNTRIES,
BY COMMODITY AND COUNTRY OF DESTINATION: FISCAL YEAR 2001

COMM CODE	DESCRIPTION AND COUNTRY	UNIT	QUANTITY	VALUE - $
	ARGENTINA			83,249
	ARUBA			4,319
	CHINA (TAIWAN)			6,290
	CHINA,PEOPLE'S REP.(MAINLAND)			83,210
	COLOMBIA			13,910
	COSTA RICA			15,359
	DOMINICAN REPUBLIC			597,056
	EL SALVADOR			25,000
	GUATEMALA			194,055
	HONDURAS			53,567
	JAPAN			111,807
	PANAMA			505,803
	PERU			2,741
	REPUBLIC OF KOREA			4,000
	SPAIN			8,076
	TRINIDAD @ TOBAGO			3,059
	UNITED KINGDOM OF GT BRITAIN			3,782,392
	VENEZUELA			1,298,692
8411997050	PARTS OF GAS TURBINE A/C ENG, EXC CIVIL A/C	X		19,973
	CHILE			19,973
8412809000	ENGINES AND MOTORS, NESOI	X		21,171
	MEXICO			13,728
	REP. OF SOUTH AFRICA			7,443
8412909080	PARTS OF ENGINES AND MOTORS, NESOI	X		131,839
	BRAZIL			43,680
	CHINA,PEOPLE'S REP.(MAINLAND)			88,159
8413110000	PUMPS FOR DISPENSING FUEL OR LUBRICANTS,GARAGE USE	NO	14	42,017
	BARBADOS		4	20,944
	BRITISH VIRGIN ISLANDS		10	21,073
8413190000	PUMPS FITTED WITH MEASURING DEVICE, NESOI	NO	20	2,616
	BERMUDA		20	2,616
8413301000	FUEL-INJECTION PUMPS FOR COMPRESSION-IGNITION ENGS	NO	4	2,577
	DOMINICA		4	2,577
8413309000	FUEL,LUBRICAT OR COOLING MED PUMPS,EXC FUEL-INJECT	NO	654	350,743
	CANADA		504	70,501
	DOMINICAN REPUBLIC		3	168,584
	UNITED KINGDOM OF GT BRITAIN		147	111,658
8413400000	CONCRETE PUMPS	NO	3	136,145
	BRITISH VIRGIN ISLANDS		1	83,720
	DOMINICAN REPUBLIC		2	52,425
8413500010	OIL WELL AND OIL FIELD PUMPS, RECIP POSITIVE DISPL	NO	1	3,000
	VENEZUELA		1	3,000
8413600040	HYDRAULIC FLUID POWER PUMPS, ROTARY POSITIVE DISPL	NO	1	15,000
	DOMINICAN REPUBLIC		1	15,000
8413701000	STOCK PUMPS MACHS FOR MAKING CELLULOSIC PULP,PAPER	NO	1	4,000
	GERMANY		1	4,000
8413702004	SUBMERSIBLE PUMPS, CENTRIFUGAL	NO	1	3,400
	DOMINICAN REPUBLIC		1	3,400
8413810040	PUMPS FOR LIQUIDS, NESOI	NO	1	56,429
	DOMINICAN REPUBLIC		1	56,429
8413911000	PARTS OF FUEL-INJECTION PUMPS FOR COMP-IGNIT PUMPS	X		4,482
	REP. OF SOUTH AFRICA			4,482
8413919050	PARTS OF HYDRAULIC FLUID POWER PUMPS	X		8,438
	NETHERLAND ANTIL. EXC ARUBA			3,839
	TRINIDAD @ TOBAGO			4,599
8413919520	PARTS, NESOI, OF PUMPS FOR LIQUIDS	X		12,536
	ANTIGUA			2,535
	DOMINICAN REPUBLIC			7,335
	REP. OF SOUTH AFRICA			2,666
8414100000	VACUUM PUMPS	NO	84	13,689
	DOMINICAN REPUBLIC		84	13,689
8414200000	HAND- OR FOOT-OPERATED AIR PUMPS	NO	2	3,618
	ANTIGUA		2	3,618
8414308080	COMPRESSORS, REF & A/C,EXC AMMONIA,EXCEEDING 10 HP	NO	2	19,600
	BRITISH VIRGIN ISLANDS		2	19,600
8414400000	AIR COMPRESSORS MOUNT ON WHEEL CHASSIS FOR TOWING	NO	1	2,600
	BRITISH VIRGIN ISLANDS		1	2,600

TABLE 5 - EXPORTS OF MERCHANDISE FROM PUERTO RICO TO FOREIGN COUNTRIES,
BY COMMODITY AND COUNTRY OF DESTINATION: FISCAL YEAR 2001

COMM CODE	DESCRIPTION AND COUNTRY	UNIT	QUANTITY	VALUE - $
8414510010	FANS FOR PERMANENT INSTALLATION,ELEC MOTOR =< 125W	NO	17,057	174,802
	DOMINICAN REPUBLIC		17,057	174,802
8414510090	FANS, NOT PERM INST,SLF-CONT ELEC MTR N/E 125 W	NO	20	25,700
	BARBADOS		1	3,890
	DOMINICAN REPUBLIC		19	21,810
8414599080	FANS, NESOI	NO	13,413	193,408
	BARBADOS		1	4,405
	DOMINICAN REPUBLIC		13,412	189,003
8414800500	TURBO CHARGERS AND SUPERCHARGERS, COMPRESSOR TYPE	NO	1	4,500
	DOMINICAN REPUBLIC		1	4,500
8414801580	AIR COMPRESSORS,STATIONRY, EXCEPT RECIP AND ROTARY	NO	4	21,650
	DOMINICAN REPUBLIC		4	21,650
8414802055	COMPRESSORS, NESOI, INCLUD RECIP & ROT =< 186.5KW	NO	3	18,280
	DOMINICAN REPUBLIC		2	15,030
	ST.CHRISTOPHER-NEVIS		1	3,250
8414809000	AIR OR VACUUM PUMPS, NESOI	NO	1,490	90,000
	DOMINICAN REPUBLIC		1,490	90,000
8414901040	PTS OF FANS,INC BLOWERS (OF SUBHEADING 8414.51.00)	X		131,240
	DOMINICAN REPUBLIC			131,240
8414902010	PARTS OF REFRIG & AIR COND COMPRESSORS	X		2,900
	ST.CHRISTOPHER-NEVIS			2,900
8414902090	PARTS OF COMPRESSORS, NESOI	X		22,660
	DOMINICAN REPUBLIC			16,060
	VENEZUELA			6,600
8414909000	PARTS OF AIR OR VACUUM PUMPS, NESOI	X		32,937
	MARTINIQUE			9,484
	VENEZUELA			23,453
8415100060	AIR-COND,WIND/WALL,SELF-CONTAIN,2.93KW/HR><4.98KW	NO	1,187	499,690
	ANGUILLA		3	3,000
	BRITISH VIRGIN ISLANDS		57	26,228
	DOMINICAN REPUBLIC		737	329,570
	HAITI		20	5,260
	ST.CHRISTOPHER-NEVIS		370	135,632
8415100080	AIR-COND,WIND/WALL,SELF-CONTAIN 4.98 KW/HR OR>	NO	810	474,732
	BRITISH VIRGIN ISLANDS		2	3,336
	DOMINICAN REPUBLIC		725	413,877
	HAITI		81	38,173
	TRINIDAD @ TOBAGO		2	19,346
8415810010	AIR-CND,INC REF & VAL FOR REV CL/HT,SLF-CNT=<17.58	NO	345	276,696
	KUWAIT		344	273,522
	TRINIDAD @ TOBAGO		1	3,174
8415810030	AIR-COND,INC REF & VAL FOR REV COOL/HEAT, EXC S-CO	NO	57	80,908
	ANGUILLA		6	11,370
	BRITISH VIRGIN ISLANDS		4	3,670
	DOMINICAN REPUBLIC		47	65,868
8415820040	ROOM,CENTRL STAT A/C UNITS USED WITH WATER CHILLER	NO	352	73,000
	DOMINICAN REPUBLIC		352	73,000
8415820070	AIR COND MACH INCORPORATING A REFRIG UNIT, NESOI	NO	2	23,600
	DOMINICAN REPUBLIC		1	16,100
	NETHERLAND ANTIL. EXC ARUBA		1	7,500
8415830050	CONDENSING UNIT NOT EXC 17.58 KW/HR (60000 BTU/HR)	NO	17	5,525
	BRITISH VIRGIN ISLANDS		17	5,525
8415830070	HEAT EXCHANGERS, NOT INC A REFRIG UNIT, NESOI	NO	9	8,875
	ANGUILLA		9	8,875
8415830090	AIR COND MACHS NOT INCORPORAT A REFRIG UNIT, NESOI	NO	26	44,230
	BRITISH VIRGIN ISLANDS		13	24,250
	TRINIDAD @ TOBAGO		13	19,980
8415909000	PARTS, NESOI, OF AIR CONDITIONING MACHINES	X		142,402
	BRITISH VIRGIN ISLANDS			5,040
	DOMINICAN REPUBLIC			76,945
	HAITI			5,000
	ITALY			55,417
8417200000	BAKERY OVENS, INCLUD BISCUIT OVENS, INDUST,NONELEC	NO	54	31,984
	DOMINICAN REPUBLIC		54	31,984
8417900000	PARTS OF IND OR LAB FURN & OVEN,INCINERAT, NONELEC	X		220,807
	DOMINICAN REPUBLIC			199,136
	NETHERLAND ANTIL. EXC ARUBA			21,671

TABLE 5 - EXPORTS OF MERCHANDISE FROM PUERTO RICO TO FOREIGN COUNTRIES,
BY COMMODITY AND COUNTRY OF DESTINATION: FISCAL YEAR 2001

COMM CODE	DESCRIPTION AND COUNTRY	UNIT	QUANTITY	VALUE - $
8418210010	REFRIGERATORS, HOUSEHOLD, COMP TYP, VOL <184 LITER	NO	18	7,192
	BARBADOS		7	3,362
	BRITISH VIRGIN ISLANDS		11	3,830
8418210030	REFRIG,HOUSEHOLD,COMP TYP,VOL 269 < 382 LITERS	NO	37	22,410
	BRITISH VIRGIN ISLANDS		29	19,682
	MONTSERRAT		8	2,728
8418210090	REFRIG,HOUSEHOLD, COMP TYP, VOL 382 LITERS & OVER	NO	466	295,585
	ANGUILLA		87	47,625
	BRITISH VIRGIN ISLANDS		20	9,294
	DOMINICAN REPUBLIC		330	223,862
	MONTSERRAT		6	2,802
	NETHERLAND ANTIL. EXC ARUBA		23	12,002
8418290000	REFRIGERATORS, HOUSEHOLD TYPE, NESOI	NO	134	13,305
	NETHERLAND ANTIL. EXC ARUBA		134	13,305
8418400000	FREEZERS,UPRIGHT,CAPACITY NOT EXCEED 900 LITERS	NO	13	9,882
	DOMINICAN REPUBLIC		13	9,882
8418500040	FREEZING DISPLAY COUNTERS, CABINETS, SHOWCASES	NO	1	6,400
	NETHERLAND ANTIL. EXC ARUBA		1	6,400
8418500080	REFRIGERATING DISPLAY COUNTERS, CABINETS,SHOWCASES	NO	30	82,575
	BRITISH VIRGIN ISLANDS		1	5,000
	NETHERLAND ANTIL. EXC ARUBA		1	2,795
	PANAMA		28	74,780
8418610040	FINNED COIL COMPRESSION TYPE HEAT EXCHANGERS	NO	332	4,409,863
	ARGENTINA		7	65,750
	AUSTRALIAN ISLANDS		159	2,978,474
	BRAZIL		166	1,365,639
8418690010	ICEMAKING MACH,SELF-CONT,CUBE,FLAKE,CAP N/EXC227KG	NO	403	115,289
	ANGUILLA		6	20,069
	BRITISH VIRGIN ISLANDS		1	3,100
	VENEZUELA		396	92,120
8418690015	ICEMAKING MACHINES, NESOI	NO	1	4,595
	ST. LUCIA		1	4,595
8418690020	DRINKING WATER COOLERS, REFRIGERATED, SELF-CONTAIN	NO	59	5,900
	HAITI		59	5,900
8418690055	ABSORPTION LIQUID CHILLING UNITS	NO	1	29,000
	DOMINICAN REPUBLIC		1	29,000
8418690095	REFRIG OR FREEZING EQUIP, EXCEPT HOUSEHOLD, NESOI	NO	1	7,000
	ST.CHRISTOPHER-NEVIS		1	7,000
8418990005	REFRIGERATION CONDENSING UNITS, NOT EXCEEDING 746W	NO	1	7,335
	TRINIDAD @ TOBAGO		1	7,335
8418990050	PARTS OF REFRIG-FREEZ,SEP EXT DOOR & HOUSE REFRIG	X		788,749
	DOMINICAN REPUBLIC			788,749
8418990060	PARTS,REFRIG,FREEZERS & OTHER REFRIG ORFREEZ EQUIP	X		46,272,183
	BRAZIL			88,352
	CZECH REPUBLIC			31,650
	DOMINICAN REPUBLIC			45,729,932
	IRELAND			346,270
	JAPAN			75,979
8419200000	MEDICAL, SURGICAL OR LABORATORY STERILIZERS	NO	52	18,513
	BARBADOS		50	15,115
	VENEZUELA		2	3,398
8419310000	DRYERS FOR AGRICULTURAL PRODUCTS	NO	3	11,135
	IRELAND		3	11,135
8419325000	DRYERS FOR PAPER PULP, PAPER OR PAPERBOARD	NO	5	3,200
	DOMINICAN REPUBLIC		5	3,200
8419390040	DRYERS FOR FOOD AND BEVERAGES	NO	3	10,721
	DOMINICAN REPUBLIC		3	10,721
8419500000	HEAT EXCHANGE UNITS, INDUSTRIAL TYPE	NO	8	52,060
	BRITISH VIRGIN ISLANDS		6	26,000
	ST.CHRISTOPHER-NEVIS		2	26,060
8419815000	COOKING STOVES,RANGES & OVENS,EXC MICROWAVE,INDUST	NO	114	28,602
	NETHERLAND ANTIL. EXC ARUBA		114	28,602
8419895070	IND MAC,PLANT, EQUIP,TREAT RUB, PLAST,TEMP CHG,NES	NO	307	230,000
	DOMINICAN REPUBLIC		307	230,000
8419909040	PARTS OF MEDICAL, SURGICAL OR LABORATORY STERILIZE	X		2,856
	NAMIBIA			2,856
8419909500	PARTS F MCH OR EQUIP F TREAT MTL BY TEMP CHG,NESOI	X		912,643

TABLE 5 - EXPORTS OF MERCHANDISE FROM PUERTO RICO TO FOREIGN COUNTRIES,
BY COMMODITY AND COUNTRY OF DESTINATION: FISCAL YEAR 2001

COMM CODE	DESCRIPTION AND COUNTRY	UNIT	QUANTITY	VALUE - $
	ANTIGUA			3,490
	DOMINICAN REPUBLIC			245,595
	ECUADOR			663,558
8421120000	CLOTHES-DRYERS, CENTRIFUGAL	NO	3	9,075
	BRITISH VIRGIN ISLANDS		1	3,575
	ST.CHRISTOPHER-NEVIS		2	5,500
8421210000	WATER FILTERING OR PURIFYING MACHINERY & APPARATUS	NO	481	836,417
	BAHAMAS		1	3,000
	BRITISH VIRGIN ISLANDS		1	4,871
	GERMANY		21	40,008
	IRELAND		58	121,174
	ITALY		10	18,630
	JAPAN		234	363,356
	SINGAPORE		121	236,713
	SPAIN		11	20,636
	THAILAND		3	5,700
	TRINIDAD @ TOBAGO		13	7,656
	UNITED KINGDOM OF GT BRITAIN		8	14,673
8421220000	BEVERAGE FILTERING OR PURIFYING MACH & APPARATUS	NO	1,115	5,371,317
	GERMANY		1,115	5,371,317
8421230000	OIL OR FUEL FILTERS FOR INTERNAL COMBUSTION ENGINE	X		8,976
	BRITISH VIRGIN ISLANDS			8,976
8421290065	OTHER FILTERING,PURIFYING EQUIP. FOR LIQUIDS NESOI	NO	475,876	14,874,368
	ARGENTINA		252	13,824
	AUSTRALIAN ISLANDS		1,428	114,260
	CHINA (TAIWAN)		12,798	396,168
	CHINA,PEOPLE'S REP.(MAINLAND)		30,107	639,795
	COSTA RICA		96	7,864
	DOMINICAN REPUBLIC		18	2,817
	ECUADOR		2,023	81,648
	HONG KONG		2,549	40,349
	INDONESIA		357	28,336
	ISRAEL		3,002	143,221
	JAPAN		342,339	10,778,844
	MEXICO		2,334	65,320
	REP. OF SOUTH AFRICA		3,120	161,161
	REPUBLIC OF KOREA		12,805	257,892
	SINGAPORE		3,476	104,143
	ST.CHRISTOPHER-NEVIS		400	4,196
	THAILAND		11,064	520,776
	TRINIDAD @ TOBAGO		408	12,275
	UNITED KINGDOM OF GT BRITAIN		47,300	1,501,479
8421398015	DUST COLLECT. AND AIR PURIFICATION EQUIPMENT NESOI	X		5,825
	DOMINICAN REPUBLIC			5,825
8421398090	FILTERING OR PURIFYING MACH & APPARATUS,GAS, NESOI	X		357,723
	CANADA			282,723
	DOMINICAN REPUBLIC			75,000
8421990040	PARTS OF FILTERING AND PURIFYING APPARATUS	X		9,514,509
	BRAZIL			19,710
	COSTA RICA			755,840
	DOMINICAN REPUBLIC			56,585
	FRANCE			5,420,368
	GERMANY			56,600
	HONG KONG			3,720
	IRELAND			1,059,505
	ITALY			5,247
	JAPAN			1,502,238
	MEXICO			17,849
	NETHERLAND ANTIL. EXC ARUBA			3,000
	NETHERLANDS			603,908
	PANAMA			9,939
8421990080	PARTS OF MACH & APPARAT,FILT,PURIFY,LIQ,GAS,NESOI	X		229,002
	COSTA RICA			11,000
	FRANCE			67,200
	IRELAND			135,318
	MALAYSIA			4,120
	REP. OF SOUTH AFRICA			11,364

TABLE 5 - EXPORTS OF MERCHANDISE FROM PUERTO RICO TO FOREIGN COUNTRIES,
BY COMMODITY AND COUNTRY OF DESTINATION: FISCAL YEAR 2001

COMM CODE	DESCRIPTION AND COUNTRY	UNIT	QUANTITY	VALUE - $
8422190000	DISHWASHING MACHINES, EXCEPT HOUSEHOLD TYPE	NO	1	3,153
	NAMIBIA		1	3,153
8422301000	CAN-SEALING MACHINES	NO	4	47,705
	BARBADOS		1	2,705
	ITALY		3	45,000
8422309020	CONTAINER LABELING MACHINES	NO	686	1,043,655
	DOMINICAN REPUBLIC		4	43,655
	MEXICO		682	1,000,000
8422309050	VAC OR GAS PAC, PERFORM ONLY LID, SEAL, CLOSE	NO	1	3,595
	TRINIDAD @ TOBAGO		1	3,595
8422309070	MAC FR FIL,CLOSE,SEAL,LABEL,BOT,CAN OR CONTAIN	NO	13	181,309
	DOMINICAN REPUBLIC		12	111,309
	PANAMA		1	70,000
8422309090	MAC FR FIL,CLOSE,SEAL,CAP,LABEL,BOX,BAG OR CONTAIN	NO	2	17,400
	ITALY		2	17,400
8422400000	PACKING OR WRAPPING MACH, (INC HEAT-SHRINK), NESOI	NO	3	112,000
	MEXICO		1	62,000
	NETHERLAND ANTIL. EXC ARUBA		2	50,000
8422900580	PARTS OF DISHWASHING MACHINES, NESOI	X		42,656
	BARBADOS			13,786
	ST. LUCIA			10,313
	TRINIDAD @ TOBAGO			14,915
	VENEZUELA			3,642
8422909500	PTS MCH CLN,DRY,BOT,FIL,CLSE,SEAL CONTAINER,NESOI	X		187,196
	CANADA			11,921
	COLOMBIA			20,900
	DOMINICAN REPUBLIC			91,510
	ECUADOR			26,965
	ITALY			35,900
8423200000	SCALES FR CONTINUOUS WEIGHING OF GOODS ON CONVEYOR	NO	1	9,000
	ARUBA		1	9,000
8423900080	PARTS OF WEIGHING MACH EXC DIGITAL WEIGHT INDICAT	X		3,705
	GRENADA			3,705
8424200000	SPRAY GUNS AND SIMILAR APPLIANCES	X		26,184
	DOMINICAN REPUBLIC			26,184
8424309000	STEAM AND SIMILAR JET PROJECTING MACHINES, NESOI	X		3,866
	GUATEMALA			3,866
8424811000	SPRAYERS (EXC SLF-CONTAIN CAP N/OV20LIT),AGRI HORT	X		3,800
	BRITISH VIRGIN ISLANDS			3,800
8424897010	SPRINKLER SYSTEMS (FIRE EXTINGUISHING EQUIPMENT)	NO	1	8,324
	UNITED KINGDOM OF GT BRITAIN		1	8,324
8424909500	PARTS,NESOI,OF MECH APPL F SPRAY,ETC,LIQ NESOI	X		12,928
	DOMINICAN REPUBLIC			8,500
	FRANCE			4,428
8425110000	PULY TAC&HOST,EXC SKIP,HOST FR RAIS VEH, POW EL MT	NO	3	9,643
	BRITISH VIRGIN ISLANDS		3	9,643
8425490000	JACKS, NESOI; HOISTS USED FOR RAISING VEHICLES	NO	910	58,877
	MEXICO		906	13,580
	SPAIN		4	45,297
8426190000	OVHD TRV,TRNPT,GNT,BRDG,MOBL LFT FRM&TRD CAR,NESOI	NO	25	250,000
	DOMINICAN REPUBLIC		25	250,000
8426200000	TOWER CRANES	NO	4	216,147
	SPAIN		4	216,147
8426410010	CABLE OPERATED LIFT MACHINERY, SELF-PROPELLED, ON	NO	1	85,000
	DOMINICAN REPUBLIC		1	85,000
8426410090	LIFTING MACHINERY, SELF-PROPELLED, ON TIRES, NESOI	NO	1	20,000
	DOMINICAN REPUBLIC		1	20,000
8426990000	LIFTING MACHINERY, NESOI	NO	1	36,800
	DOMINICAN REPUBLIC		1	36,800
8427108090	SELF-PROPEL WRKS TRK TRUCK POWERED BY AN ELEC MOTO	NO	91	359,595
	DOMINICAN REPUBLIC		23	89,595
	NETHERLAND ANTIL. EXC ARUBA		68	270,000
8427204000	SELF-PROPELLED FORKLIFTS, RIDING, COUNTERBALANCED	NO	2	191,908
	BRAZIL		1	189,008
	DOMINICAN REPUBLIC		1	2,900
8427208040	SELF-PROPELLED WORKS TRUCKS AND FORKLIFTS, NESOI	NO	5	153,163
	BRITISH VIRGIN ISLANDS		3	83,795

TABLE 5 - EXPORTS OF MERCHANDISE FROM PUERTO RICO TO FOREIGN COUNTRIES,
BY COMMODITY AND COUNTRY OF DESTINATION: FISCAL YEAR 2001

COMM CODE	DESCRIPTION AND COUNTRY	UNIT	QUANTITY	VALUE - $
	PANAMA		2	69,368
8427900040	FORK-LIFT & OTHER WORKS TRUCKS W/LIFT,HANDL EQUIP	NO	4	153,974
	BRITISH VIRGIN ISLANDS		1	42,500
	DOMINICAN REPUBLIC		1	81,474
	NETHERLAND ANTIL. EXC ARUBA		2	30,000
8428200010	CONVEYORS, PNEUMATIC	NO	6	78,150
	DOMINICAN REPUBLIC		6	78,150
8428330000	CONT-ACT ELEV & CONVEY,FR GOODS OR MATL,BELT TYPE	NO	3	10,696
	DOMINICAN REPUBLIC		3	10,696
8428390000	CONT-ACT ELEV & CONVEY,FR GOODS OR MATERLS, NESOI	NO	9	232,917
	COSTA RICA		1	42,000
	ECUADOR		7	174,917
	MEXICO		1	16,000
8428400000	ESCALATORS AND MOVING WALKWAYS	NO	3	90,647
	DOMINICAN REPUBLIC		3	90,647
8428900015	INDUSTRIAL ROBOT FOR LIFT, HAND,LOAD/UINLOAD,NESOI	NO	3	77,925
	BRITISH VIRGIN ISLANDS		1	75,000
	PHILIPPINES		2	2,925
8428900040	LOADERS, UNDERGROUND MINE TYPE	NO	5	69,263
	DOMINICAN REPUBLIC		5	69,263
8428900095	MACH FOR LIFTING,HANDLING,LOADING,UNLOADING,NESOI	NO	2	29,600
	COSTA RICA		1	3,500
	PANAMA		1	26,100
8429110090	BULLDOZERS & ANGLEDOZERS,SELF-PROPEL,TRAK LAY,USED	NO	4	59,500
	DOMINICAN REPUBLIC		4	59,500
8429190090	BULLDOZERS AND ANGLEDOZERS,SELF-PROPEL,USED,NESOI	NO	1	22,000
	DOMINICAN REPUBLIC		1	22,000
8429200000	GRADERS AND LEVELERS, SELF-PROPELLED	NO	2	148,000
	BRITISH VIRGIN ISLANDS		2	148,000
8429400020	TAMPING MACHINES AND ROAD ROLLERS, VIBRATORY, NEW	NO	1	27,300
	MEXICO		1	27,300
8429511025	SHOV LDR,REAR ENG MT,4WH DR,CAP1.5M3UNDER2.2M3,NEW	NO	4	165,000
	BRITISH VIRGIN ISLANDS		4	165,000
8429511030	SHOV LDR,REAR ENG MT,4WH DR,CAP2.2M3UNDER2.9M3,NEW	NO	3	263,000
	ANGUILLA		2	130,000
	NETHERLAND ANTIL. EXC ARUBA		1	133,000
8429511060	FRONT-END SHOVEL LOADERS, WHEEL TYPE, NEW, NESOI	NO	1	95,000
	ANGUILLA		1	95,000
8429511065	FRONT-END SHOVEL LOADERS, WHEEL TYP, USED OR REBLT	NO	4	387,000
	BRITISH VIRGIN ISLANDS		2	200,000
	DOMINICAN REPUBLIC		1	68,000
	ST.CHRISTOPHER-NEVIS		1	119,000
8429515030	FRNT-END SHOVL LOAD, 67.1KW UNDER 93.2KW,NEW,NESOI	NO	8	622,000
	BRITISH VIRGIN ISLANDS		8	622,000
8429515060	FRONT-END SHOVEL LOADERS, USED OR REBUILT, NESOI	NO	1	60,000
	BRITISH VIRGIN ISLANDS		1	60,000
8429521010	EXCAVATORS WITH 360 REVOL SUPSTR,CRAWL MT,HYD,NEW	NO	1	69,900
	BRITISH VIRGIN ISLANDS		1	69,900
8429521040	EXCAVAT WITH 360 REVOL SUPSTR,EXC HYD&CRAWL MT,NEW	NO	2	85,000
	DOMINICAN REPUBLIC		2	85,000
8429521050	EXCAVATORS W/ 360 REVOL SUPERSTRUCTURE,USED,REBLT	NO	2	23,500
	DOMINICAN REPUBLIC		2	23,500
8429525010	MECH SHVL,EXCAVAT,SHVL LOAD,360 REVOL STUR,NEW	NO	4	211,900
	VENEZUELA		4	211,900
8429595080	MECH SHVL,EXCAVAT,SHV LOAD,EX360 REVOL STUR,USED	NO	1	45,000
	BRITISH VIRGIN ISLANDS		1	45,000
8430690000	MOVE,GRADE,LEVEL,SCRAP,EXCAVAT,EXTRACT MACH, NESOI	NO	16	692,650
	BELGIUM		14	592,650
	TRINIDAD @ TOBAGO		2	100,000
8431100010	PTS,PULY TKLE & HOISTS EXC SKIP OR FOR RAISING VEH	X		25,495
	ARUBA			25,495
8431100090	PARTS OF WINCHES, CAPSTANS AND JACKS	X		13,890
	NETHERLANDS			13,890
8431200000	PTS OF FRK LFT TRKS & WORKS TRKS WITH LIFT OR HNDL	X		610,424
	DOMINICA			2,515
	DOMINICAN REPUBLIC			8,200
	NAMIBIA			4,027

TABLE 5 - EXPORTS OF MERCHANDISE FROM PUERTO RICO TO FOREIGN COUNTRIES,
BY COMMODITY AND COUNTRY OF DESTINATION: FISCAL YEAR 2001

COMM CODE	DESCRIPTION AND COUNTRY	UNIT	QUANTITY	VALUE - $
	NETHERLANDS			5,580
	UNITED KINGDOM OF GT BRITAIN			590,102
8431390010	PARTS OF PNEUMATIC ELEVATORS AND CONVEYORS	X		3,442,766
	CHINA,PEOPLE'S REP.(MAINLAND)			4,373
	MALAYSIA			3,434,741
	NETHERLANDS			3,652
8431390090	PTS OF LFT,HANDL,LOAD OR UNLOAD MACH HEAD8428NESOI	X		23,484
	DOMINICAN REPUBLIC			4,098
	NEW ZEALAND ISLANDS			19,386
8431434000	PTS OF OFFSHORE DRILLING AND PRODUCTION PLATFORMS	X		3,460,395
	SINGAPORE			3,454,925
	TRINIDAD @ TOBAGO			5,470
8431438010	PTS OF OIL & GAS FIELD MACH,NESOI,OF SUBHD 8430.49	X		200,976
	BRAZIL			31,125
	TRINIDAD @ TOBAGO			169,851
8431491060	PTS OF MOBIL LFT FRME,STRAD CARR & WRKS TRKS/CRANE	X		4,500
	BRITISH VIRGIN ISLANDS			4,500
8431499005	BACKHOE ATTACHMENTS FOR MOUNTING ON MACHINERY	NO	21	73,400
	BRITISH VIRGIN ISLANDS		1	3,400
	NETHERLAND ANTIL. EXC ARUBA		20	70,000
8431499027	PARTS OF COAL OR ROCK CUTTERS & TUNNELING MACH	X		6,068
	BRITISH VIRGIN ISLANDS			2,900
	ST. LUCIA			3,168
8431499057	PARTS, NESOI, OF MACHINERY OF HEADING 8429 OR 8430	X		739,401
	ANGUILLA			5,820
	ANTIGUA			10,591
	ARUBA			11,850
	BRITISH VIRGIN ISLANDS			454,968
	DOMINICA			3,197
	DOMINICAN REPUBLIC			8,386
	FRANCE			8,272
	GUADELOUPE			52,858
	NETHERLAND ANTIL. EXC ARUBA			164,475
	ST. LUCIA			2,927
	ST.CHRISTOPHER-NEVIS			10,167
	ST.VINCENT @ THE GRENADINES			5,890
8432300010	PLANTERS AND TRANSPLANTERS	NO	1	5,500
	COSTA RICA		1	5,500
8432900080	PTS OF AG,HORT,FORTY MAC FR SOIL PREP OR CULTIVATE	X		129,300
	DOMINICAN REPUBLIC			124,300
	PANAMA			5,000
8433190010	GREENS MOWERS	NO	1	22,500
	DOMINICAN REPUBLIC		1	22,500
8433905020	PARTS OF HAYING MACHINES AND BALERS	X		10,850
	VENEZUELA			10,850
8436210000	POULTRY INCUBATORS AND BROODERS	NO	2	4,380
	DOMINICAN REPUBLIC		2	4,380
8436990080	PTS FR AG,HORT,BE-KEP MC INC GERM PLT MEC/THRM EQ	X		3,046
	NETHERLAND ANTIL. EXC ARUBA			3,046
8438200000	MACH FOR THE MANUF OF CONFECTIONERY, COCOA OR CHOC	NO	1	9,720
	VENEZUELA		1	9,720
8438500090	MACH FOR THE PREPARATION OF MEAT OR POULTRY, NESOI	NO	8	41,483
	DOMINICAN REPUBLIC		1	37,935
	TRINIDAD @ TOBAGO		7	3,548
8438600000	MACH FOR PREPARATION OF FRUITS, NUTS OR VEGETABLES	NO	1	3,200
	COSTA RICA		1	3,200
8438900000	PARTS OF MACH OF CH 84, NESOI,IND PREP FOOD,DRINK	X		205,220
	DOMINICAN REPUBLIC			205,220
8439991000	PARTS OF MACHINERY FOR MAKING PAPER OR PAPERBOARD	X		33,244
	VENEZUELA			33,244
8439995000	PARTS OF MACH FOR FINISHING PAPER OR PAPERBOARD	X		42,674
	VENEZUELA			42,674
8440900000	PARTS FOR BOOKBIND MACH, INC BOOK-SEW MACHINES	X		9,086
	DOMINICAN REPUBLIC			9,086
8441100000	CUTTING MACHINES	NO	5	16,200
	COLOMBIA		3	10,700
	DOMINICAN REPUBLIC		2	5,500

TABLE 5 - EXPORTS OF MERCHANDISE FROM PUERTO RICO TO FOREIGN COUNTRIES,
BY COMMODITY AND COUNTRY OF DESTINATION: FISCAL YEAR 2001

COMM CODE	DESCRIPTION AND COUNTRY	UNIT	QUANTITY	VALUE - $
8441900000	PTS OF MAC FR MAKE UP PAPER PULP,PAPER/PAPBRD,CUT	X		147,486
	GERMANY			147,486
8442300000	MACH & EQUIP, NESOI, F MAKING PRINT BLOCKS, PLATES	NO	54	1,204,976
	ARUBA		1	96,608
	DOMINICAN REPUBLIC		9	172,000
	MEXICO		28	798,000
	ST.CHRISTOPHER-NEVIS		16	138,368
8442400000	PARTS OF MACH & EQUIP F MAKE PRINT BLOCKS, ETC	X		5,700
	CANADA			3,198
	DOMINICAN REPUBLIC			2,502
8443120000	SHEET-FED, OFFICE TYPE, OFFSET PRINTING MACHINERY	NO	1	4,283
	SPAIN		1	4,283
8443190000	OFFSET PRINTING MACHINERY, NESOI	NO	6	331,891
	HONG KONG		2	310,000
	SPAIN		4	21,891
8443210000	REEL-FED LETTERPRESS PRINTING MACHINERY	NO	1	3,540
	NAMIBIA		1	3,540
8443591000	TEXTILE PRINTING MACH OTHER THAN INK-JET PRINTING	X		3,000
	DOMINICAN REPUBLIC			3,000
8443595000	PRINTING MACHINERY, NESOI	X		242,355
	CZECH REPUBLIC			233,175
	SPAIN			9,180
8443905000	PARTS OF PRINTING MACH AND MACH FOR ANCILLARY USE	X		202,155
	AUSTRALIAN ISLANDS			4,425
	CHILE			10,522
	COLOMBIA			7,276
	COSTA RICA			14,560
	DOMINICAN REPUBLIC			3,808
	GUATEMALA			12,267
	MEXICO			25,337
	NETHERLANDS			31,940
	PHILIPPINES			4,054
	PORTUGAL			15,584
	SPAIN			54,466
	UNITED KINGDOM OF GT BRITAIN			17,916
8445200000	TEXTILE SPINNING MACHINES	NO	1	43,300
	DOMINICAN REPUBLIC		1	43,300
8447119000	CIRCULAR KNIT MCH, CYL DIA NOT OV 165MM,EX HOSIERY	NO	87	9,625
	DOMINICAN REPUBLIC		87	9,625
8447900000	KNIT MCH,NESOI, & TUFT MCH;MCH F MAKE LACE,NET,ETC	NO	108	215,210
	DOMINICAN REPUBLIC		108	215,210
8449000000	MACH F MANUF OR FINISH NONWOVENS;HAT BLOCKS; PARTS	X		3,427
	IRELAND			3,427
8450110090	WASH MACH,EXC COIN OPERATE, AUTO,CAP NOT EXC 10 KG	NO	89	31,652
	ANGUILLA		40	13,858
	BRITISH VIRGIN ISLANDS		19	6,900
	DOMINICAN REPUBLIC		20	7,130
	NETHERLAND ANTIL. EXC ARUBA		10	3,764
8450200090	WASH MACH,CAP EXC 10KG, HOUSEHOLD,LANDRY-TYP,NESOI	NO	22	465,651
	BARBADOS		9	3,420
	DOMINICAN REPUBLIC		9	408,191
	NETHERLAND ANTIL. EXC ARUBA		4	54,040
8451100000	DRY-CLEANING MACHINES	NO	3	4,000
	PANAMA		3	4,000
8451210090	DRYING MACH, EXC COIN OP, CAP NOT EXCEEDING 10 KG	NO	29	10,136
	ANGUILLA		9	3,006
	DOMINICAN REPUBLIC		20	7,130
8451300000	IRONING MACH AND PRESSES (INCLUD FUSING PRESSES)	NO	4	8,500
	DOMINICAN REPUBLIC		4	8,500
8451400000	WASHING, BLEACHING OR DYEING MACHINES	NO	15	20,735
	DOMINICAN REPUBLIC		15	20,735
8451500000	MACH FOR REEL,UNREEL,FOLDING,CUT OR PINK TEXT FAB	NO	43	7,095
	DOMINICAN REPUBLIC		43	7,095
8451900090	PARTS OF MACHINERY OF HEADING 8451, NESOI	X		34,007
	GEORGIA			34,007
8452100000	SEWING MACHINES OF THE HOUSEHOLD TYPE	NO	3,522	504,423
	ANTIGUA		84	18,364

TABLE 5 - EXPORTS OF MERCHANDISE FROM PUERTO RICO TO FOREIGN COUNTRIES,
BY COMMODITY AND COUNTRY OF DESTINATION: FISCAL YEAR 2001

COMM CODE	DESCRIPTION AND COUNTRY	UNIT	QUANTITY	VALUE - $
	ARUBA		69	12,804
	BARBADOS		892	125,746
	BRITISH VIRGIN ISLANDS		16	3,384
	DOMINICA		263	31,546
	DOMINICAN REPUBLIC		337	48,926
	GRENADA		455	54,708
	GUADELOUPE		25	5,150
	HAITI		113	26,350
	HONDURAS		333	42,737
	NAMIBIA		80	9,260
	NETHERLAND ANTIL. EXC ARUBA		519	74,897
	ST. LUCIA		166	26,349
	ST.CHRISTOPHER-NEVIS		20	2,542
	TRINIDAD @ TOBAGO		150	21,660
8452210000	SEW MACH, EXC HOUSEHOLD TYPE, AUTOMATIC UNITS	NO	122	168,047
	DOMINICAN REPUBLIC		88	135,047
	HONDURAS		34	33,000
8452290000	SEWING MACH, EXCEPT HOUSEHOLD TYPE, NESOI	NO	408	161,820
	DOMINICAN REPUBLIC		20	64,822
	HONG KONG		34	32,187
	VENEZUELA		354	64,811
8452300000	SEWING MACHINE NEEDLES	THS	13,812	1,035,632
	DOMINICAN REPUBLIC		78	5,772
	MEXICO		13,734	1,029,860
8452400000	FURNITURE, BASES & COVERS FOR SEWING MACH & PARTS	X		88,175
	DOMINICA			16,569
	DOMINICAN REPUBLIC			13,511
	HAITI			42,662
	HONDURAS			15,433
8452900010	PARTS OF HOUSEHOLD SEWING MACHINES, NESOI	X		9,110
	DOMINICAN REPUBLIC			9,110
8452900090	PARTS OF SEWING MACHINES, NESOI	X		103,508
	DOMINICAN REPUBLIC			100,330
	HONDURAS			3,178
8453200000	MACHINERY FOR MAKING OR REPAIRING FOOTWEAR	NO	67	545,336
	DOMINICAN REPUBLIC		65	532,336
	HONG KONG		2	13,000
8453900000	PARTS OF MACH F PREP OR MAKE ART OF HIDES,LEATHER	X		80,882
	DOMINICAN REPUBLIC			80,882
8454900060	PARTS OF CASTING MACHINES EXCEPT DIE CASTING	X		15,531
	DOMINICAN REPUBLIC			15,531
8455100000	TUBE ROLLING MILLS	NO	1	2,607
	SPAIN		1	2,607
8455900000	PARTS FOR METAL ROLLING MILLS EXC ROLLS FOR ROL MI	KG	3,787	6,755
	DOMINICAN REPUBLIC		3,787	6,755
8456100000	LASER OR OTHER LIGHT OR PHOTON BEAM MACHINE TOOLS	NO	1	186,741
	JAPAN		1	186,741
8457100005	MAC CENTR, USED OR REBUILT	NO	18	101,000
	NETHERLANDS		18	101,000
8459290020	DRILL MACH, METAL, EXCEPT N/C, UND $3025 NEW	NO	48	42,694
	EL SALVADOR		16	38,600
	NETHERLAND ANTIL. EXC ARUBA		32	4,094
8459590030	MILLING MACH,KNEE TYP,MTL REMOV,EX N/C,OV$3025,NEW	NO	7	29,191
	VENEZUELA		7	29,191
8462100010	FORGE OR DIE STAMP MAC (INC PRESS) AND HAMMER,USED	NO	1	74,000
	NETHERLAND ANTIL. EXC ARUBA		1	74,000
8462100050	FORG/DIE STAMP MAC & HAMER,EX HEADER & UPSETER,NEW	NO	2	360,691
	GERMANY		2	360,691
8462290050	BEND,FOLD,STRAIGHT OR FLAT MAC,EX N/C, $3,025 OV,	NO	4	75,875
	VENEZUELA		4	75,875
8462910090	HYDRAULIC PRESSES, METAL FORMING, EXCEPT N/C, NEW	NO	8	79,672
	UNITED KINGDOM OF GT BRITAIN		8	79,672
8462990060	MACH TOOL WRK BY FORM MTL, EXC HYDRL PRESS, NESOI	NO	3	24,000
	DOMINICAN REPUBLIC		3	24,000
8463100080	DRAW-BENCHES, METAL FORMING, $3025, OVER, NEW	NO	2	75,000
	DOMINICAN REPUBLIC		2	75,000
8463900060	MACH FOR WRKING MTL W/OUT REMOV,NESOI,UN$3025,NEW	NO	10	7,950

TABLE 5 - EXPORTS OF MERCHANDISE FROM PUERTO RICO TO FOREIGN COUNTRIES,
BY COMMODITY AND COUNTRY OF DESTINATION: FISCAL YEAR 2001

COMM CODE	DESCRIPTION AND COUNTRY	UNIT	QUANTITY	VALUE - $
	DOMINICAN REPUBLIC		10	7,950
8465100050	MAC WRK CORK,BONE,ETC,MACHIN OPERATION NO TOOL CHG	NO	14	63,978
	DOMINICAN REPUBLIC		12	60,800
	VENEZUELA		2	3,178
8465910020	WOODWORKING SAWING MACHINES,NESOI,USED OR REBUILT	NO	1	7,000
	MEXICO		1	7,000
8465910076	WOODWORKING SAWING MACHINES, NESOI, NEW	NO	1	7,800
	DOMINICAN REPUBLIC		1	7,800
8465920090	PLAN,MILL,MLDNG(BY CUT)MACH,HRD MTL,NOT WOOD,NESOI	NO	1	10,000
	UNITED KINGDOM OF GT BRITAIN		1	10,000
8465998090	MACH TLS FOR WKNG HRD MTRLS,(NOT WOOD),NESOI	NO	1	2,700
	DOMINICAN REPUBLIC		1	2,700
8466100030	HOLDERS FOR REPLACEABLE CUTTING OR DRILL INSERTS	X		7,100
	GERMANY			7,100
8466208030	WORK HOLDERS FOR MTLWRKING MACH, EXC JIGS/FIXTURES	X		364,025
	DOMINICAN REPUBLIC			232,001
	IRELAND			132,024
8466308050	SPEC ATTACH, NESOI, FOR MACH TOOLS	X		2,600
	DOMINICAN REPUBLIC			2,600
8466920080	OTHER PARTS FOR MACHINES OF HEADING 8465	X		173,182
	BRAZIL			134,385
	DOMINICAN REPUBLIC			27,862
	NETHERLANDS			10,935
8466939000	PARTS F MACH OF HEADING 8456 TO 8461,EXC GEAR CUT	KG	1,070	104,390
	BARBADOS		32	8,284
	GERMANY		887	30,606
	VENEZUELA		151	65,500
8466940000	PARTS FOR MACHINES OF HEADING 8462 OR 8463	X		435,797
	DOMINICAN REPUBLIC			21,000
	EL SALVADOR			409,504
	INDIA			5,293
8467115040	WRENCHES, ROTARY, PNEU, HAND-DIR TOOLS, NESOI	NO	13	3,180
	ANGUILLA		13	3,180
8467895090	HAND-DIR OR CONTROL TLS, SLF CONTAIN,NONELEC,NESOI	NO	24	2,700
	GRENADA		24	2,700
8467920090	PARTS OF PNEUMATIC HAND-DIR OR CONTROL TOOLS,NESOI	X		6,902
	DOMINICAN REPUBLIC			6,902
8468201000	GAS-OPERATE MCH F SOLDERG, BRAZNG,WELDG, HAND-DIR	NO	1	3,200
	BRITISH VIRGIN ISLANDS		1	3,200
8468905000	PARTS OF MCH F SOLDERING, WELDING, NESOI	X		99,780
	ARUBA			5,768
	IRELAND			44,270
	NETHERLAND ANTIL. EXC ARUBA			3,718
	TRINIDAD @ TOBAGO			16,802
	VENEZUELA			29,222
8469200020	ELEC TYPEWRITERS,NESOI, WEIGHING 12 KG OR LESS	NO	32	43,300
	COSTA RICA		30	16,000
	GUATEMALA		1	5,000
	ITALY		1	22,300
8470100000	ELEC CALCULATORS,OPERATE W/O EXTERNAL POWER SOURCE	NO	80	11,329
	NETHERLAND ANTIL. EXC ARUBA		80	11,329
8470290000	ELECTRONIC CALCULATING MACHINES, NESOI	NO	675	43,259
	HONDURAS		353	12,686
	NAMIBIA		282	8,065
	NETHERLAND ANTIL. EXC ARUBA		40	22,508
8470300000	CALCULATING MACHINES EXCEPT ELECTRONIC	NO	21	8,950
	DOMINICAN REPUBLIC		21	8,950
8470500020	POINT-OF-SALE TERMINAL TYPE CASH REGISTERS	NO	2	3,956
	DOMINICAN REPUBLIC		2	3,956
8470900090	TICKET-ISSUING & SIMILAR MCH,NESOI,W CALCULATE DEV	NO	150	90,000
	JAMAICA		150	90,000
8471100000	ANALOG OR HYBRID ADP MACHINES	NO	198	632,313
	ARUBA		2	9,684
	BARBADOS		2	10,175
	BRITISH VIRGIN ISLANDS		112	135,199
	CAYMAN ISLANDS		1	11,000
	DOMINICAN REPUBLIC		51	86,022

TABLE 5 - EXPORTS OF MERCHANDISE FROM PUERTO RICO TO FOREIGN COUNTRIES,
BY COMMODITY AND COUNTRY OF DESTINATION: FISCAL YEAR 2001

COMM CODE	DESCRIPTION AND COUNTRY	UNIT	QUANTITY	VALUE - $
	ITALY		1	2,900
	JAMAICA		6	6,837
	JAPAN		17	267,323
	NETHERLAND ANTIL. EXC ARUBA		4	85,536
	TRINIDAD @ TOBAGO		1	3,690
	VENEZUELA		1	13,947
8471300000	PORT DIGTL AUTOMATIC DATA PROCESS MACH NOT > 10 KG	NO	675	2,310,749
	DOMINICAN REPUBLIC		7	14,268
	GERMANY		1	4,513
	HAITI		283	115,207
	JAPAN		346	857,124
	NETHERLAND ANTIL. EXC ARUBA		1	3,368
	NETHERLANDS		31	1,277,221
	ST.CHRISTOPHER-NEVIS		1	32,300
	TRINIDAD @ TOBAGO		5	6,748
8471410035	DIGITAL ADP MCH W CPU & INPUT/OUTPUT UNT,COLOR CRT	NO	99	96,860
	DOMINICAN REPUBLIC		79	77,860
	NETHERLANDS		20	19,000
8471410065	DIGITAL ADP MCH W CPU & INPUT/OUTPUT,CRT EXC COLOR	NO	11	9,500
	DOMINICAN REPUBLIC		11	9,500
8471410095	DIGITAL ADP MCH W CPU & INPUT/OUTPUT UNT, W/O CRT	NO	13	119,256
	DOMINICAN REPUBLIC		9	104,430
	GUYANA		4	14,826
8471491035	DGTL PROC UNT FRM OF SYST W/STOR,IN&OUTPUT COL CRT	NO	79	55,008
	ANTIGUA		8	2,716
	ARUBA		4	2,696
	BARBADOS		7	6,480
	BRITISH VIRGIN ISLANDS		23	20,936
	DOMINICAN REPUBLIC		14	5,671
	NETHERLAND ANTIL. EXC ARUBA		5	2,821
	ST.CHRISTOPHER-NEVIS		18	13,688
8471491065	DGTL PROC UNT FORM OF SYST W/STR,IN&OUTPUT CRT N/C	NO	25	18,855
	BRITISH VIRGIN ISLANDS		10	6,000
	DOMINICAN REPUBLIC		15	12,855
8471491095	DGTL PROC UNT W SYST STORG,INPUT,OUTPT UNT,W/O CRT	NO	87	541,230
	BRITISH VIRGIN ISLANDS		1	3,500
	GERMANY		40	327,955
	GRENADA		1	4,755
	JAPAN		21	35,264
	PHILIPPINES		6	3,496
	POLAND		2	21,000
	SINGAPORE		16	145,260
8471492400	DISPLAY UNITS W/OUT CRT, DIAG N>30.5CM,PT OF SYSTM	NO	5	3,973
	NETHERLAND ANTIL. EXC ARUBA		5	3,973
8471492900	DISP UNIT,NESOI,EXPORTED WITH REST OF ADP SYSTEM	NO	200	19,875
	UNITED KINGDOM OF GT BRITAIN		200	19,875
8471493100	LASER TYPE PRINT UNTS,PROD >20 PAGES, ENT WITH SYS	NO	6	11,594
	ARUBA		2	3,000
	NETHERLAND ANTIL. EXC ARUBA		3	4,500
	NETHERLANDS		1	4,094
8471493400	INK JET TYPE PRINTER UNITS, ENT WITH RST OF SYSTEM	NO	1	5,255
	MEXICO		1	5,255
8471493500	THERMAL TRANSFER TYPE PRINTER UNITS, PT OF SYSTEM	NO	2	4,654
	JORDAN		2	4,654
8471493790	OTHER PRINTER UNITS, ENTERED AS PART OF A SYSTEM	NO	49	33,565
	BRITISH VIRGIN ISLANDS		1	3,210
	FINLAND		1	3,000
	GRENADA		3	5,928
	JAPAN		36	17,783
	TRINIDAD @ TOBAGO		8	3,644
8471494895	INPUT OR INPUT/OUTPUT UNITS, NESOI,AS PT OF SYSTEM	NO	550	3,575
	GERMANY		550	3,575
8471495040	HARD MAGNETIC DISK DRIVE UNITS, ENT AS PT OF SYSTM	NO	5	23,657
	ARUBA		3	7,500
	NETHERLAND ANTIL. EXC ARUBA		1	13,155
	TRINIDAD @ TOBAGO		1	3,002
8471495060	MAGNETIC DISK DRIVE UNITS, NESOI, ENT AS PT OF SYS	NO	9	6,536

TABLE 5 - EXPORTS OF MERCHANDISE FROM PUERTO RICO TO FOREIGN COUNTRIES,
BY COMMODITY AND COUNTRY OF DESTINATION: FISCAL YEAR 2001

COMM CODE	DESCRIPTION AND COUNTRY	UNIT	QUANTITY	VALUE - $
	HAITI		9	6,536
8471500085	DIGITAL PROCESSING UNITS, NESOI	NO	116	363,297
	DOMINICAN REPUBLIC		60	217,865
	GERMANY		4	31,177
	MALAYSIA		37	90,750
	NETHERLAND ANTIL. EXC ARUBA		2	4,188
	ST.CHRISTOPHER-NEVIS		2	4,138
	TRINIDAD @ TOBAGO		1	8,572
	VENEZUELA		10	6,607
8471601095	COMB INPUT/OUTPUT UNITS W/OUT CATHODE RAY TB,NESOI	NO	2	3,730
	CANADA		2	3,730
8471602000	KEYBOARD UNITS, NESOI	NO	4	9,081
	DOMINICAN REPUBLIC		4	9,081
8471604580	DISPLAY UNITS W/CATHODE RAY TUBE EXC COLOR, NESDOI	NO	5	4,078
	TRINIDAD @ TOBAGO		5	4,078
8471605100	LASER PRINTER UNTS,PROD >20 PGS,INC TRANS,CONT,PRT	NO	10	4,500
	ARUBA		10	4,500
8471606790	OTHER PRINTER UNITS, NESOI	NO	5	57,493
	BARBADOS		4	8,490
	UNITED KINGDOM OF GT BRITAIN		1	49,003
8471607080	INPUT OR INPUT/OUTPUT UNITS, INC IN ADP MACH/OTHER	NO	1	3,000
	ARUBA		1	3,000
8471609030	CARD KEY AND MAGNETIC MEDIA ENTRY DEVICES, NESOI	NO	10	14,682
	TRINIDAD @ TOBAGO		10	14,682
8471701000	MAGNETIC DISK DRIVE UNITS>21 CM(8.3 IN) IN DIAMETR	NO	15	121,478
	JAPAN		15	121,478
8471703000	MAGNETIC DISK DRIVE UNITS>21 CM(8.3 IN) IN DIAMETR	NO	11	164,041
	CHINA (TAIWAN)		11	164,041
8471704065	HARD MAGNETIC DISK DR UNT,NO CABNT/POWER SUP,NESOI	NO	120	207,652
	NETHERLANDS		56	163,578
	TRINIDAD @ TOBAGO		19	11,062
	UNITED KINGDOM OF GT BRITAIN		25	29,447
	VENEZUELA		20	3,565
8471705065	HARD MAGNETIC DISK DRIVE UNITS, NESOI	NO	3	15,000
	AUSTRALIAN ISLANDS		3	15,000
8471705095	MAGNETIC DISK DRIVE UNITS, NESOI	NO	16	304,684
	JAPAN		16	304,684
8471706000	STORGE UNT, EXC MAGNET DSK DR UNT,NO CABINET,NESOI	NO	3	19,398
	COSTA RICA		1	16,878
	TRINIDAD @ TOBAGO		2	2,520
8471709000	STORAGE UNT, EXCLUD MAGNETIC DISK DR UNITS, NESOI	NO	39,265	212,017,441
	ARGENTINA		30	127,803
	AUSTRALIAN ISLANDS		186	1,698,493
	AUSTRIA		16	174,705
	BELGIUM		46	640,117
	BRAZIL		3	26,702
	CAMEROON		68	12,941
	CHINA (TAIWAN)		43	732,733
	CHINA,PEOPLE'S REP.(MAINLAND)		194	120,242
	COLOMBIA		3	39,925
	COSTA RICA		3	61,146
	CZECH REPUBLIC		14	198,296
	DENMARK		50	823,971
	DOMINICAN REPUBLIC		11	210,500
	EGYPT		517	39,017
	FINLAND		14	178,543
	FRANCE		5,754	3,601,170
	GERMANY		200	1,411,320
	GREECE		8	39,561
	HONG KONG		110	1,440,308
	HUNGARY		7	30,541
	INDIA		4	73,150
	IRELAND		1,327	3,483,443
	ISRAEL		172	693,511
	ITALY		111	1,320,748
	JAPAN		999	15,500,040
	KUWAIT		31	595,988

TABLE 5 - EXPORTS OF MERCHANDISE FROM PUERTO RICO TO FOREIGN COUNTRIES,
BY COMMODITY AND COUNTRY OF DESTINATION: FISCAL YEAR 2001

COMM CODE	DESCRIPTION AND COUNTRY	UNIT	QUANTITY	VALUE - $
	MALAYSIA		5,172	1,028,952
	MEXICO		251	1,350,826
	NETHERLANDS		17,675	166,935,247
	NORWAY		17	203,299
	PHILIPPINES		4	10,363
	POLAND		23	272,060
	PORTUGAL		3,707	1,585,118
	REP. OF SOUTH AFRICA		32	274,688
	REPUBLIC OF KOREA		8	96,512
	RUSSIA		1	9,754
	SAUDI ARABIA		12	231,168
	SINGAPORE		100	44,670
	SLOVENIA		4	65,016
	SPAIN		137	1,591,196
	SVALBARD, JAN MAYEN ISLAND		23	785,117
	SWEDEN		82	879,355
	SWITZERLAND		118	1,178,360
	THAILAND		2	180,282
	TURKEY		1,111	1,530,239
	UNITED KINGDOM OF GT BRITAIN		40	315,993
	URUGUAY		4	37,650
	VENEZUELA		821	136,662
8471801000	CONTROL OR ADAPTOR UNITS OF ADP MACH, NESOI	NO	72,163	8,882,262
	AUSTRALIAN ISLANDS		17	239,096
	AUSTRIA		3	8,195
	BELGIUM		356	81,049
	BRITISH VIRGIN ISLANDS		2	6,632
	BYELARUS		29	56,641
	CHINA,PEOPLE'S REP.(MAINLAND)		640	58,943
	CZECH REPUBLIC		17	8,854
	DENMARK		125	40,149
	EGYPT		8	7,040
	FINLAND		1,300	79,831
	FRANCE		1,920	724,314
	GERMANY		5,652	1,579,108
	GREECE		52	115,489
	IRELAND		8	20,800
	ISRAEL		1,073	601,498
	ITALY		255	134,396
	JAPAN		12	1,142,985
	LATVIA		51	46,590
	MALAYSIA		428	194,661
	MEXICO		22,854	775,072
	NETHERLANDS		36,609	2,005,041
	PAPUA NEW GUINEA		3	8,534
	POLAND		36	41,320
	PORTUGAL		4	350,000
	RUSSIA		107	97,020
	SINGAPORE		60	60,940
	SPAIN		142	188,365
	SWEDEN		99	23,166
	SWITZERLAND		22	15,471
	TURKEY		179	89,640
	UKRAINE		14	11,596
	UNITED ARAB EMIRATES		85	66,658
	VENEZUELA		1	3,168
8471809000	AUTOMATIC DATA PROCESSING UNITS, NESOI	NO	95	2,204,956
	BELGIUM		25	340,907
	FRANCE		48	5,331
	HONG KONG		5	101,000
	JAPAN		1	101,726
	NETHERLANDS		12	1,601,364
	TURKEY		1	36,000
	VENEZUELA		3	18,628
8471900000	ADP MAC&UNTS THEREOF;MAG/OPT RDER,TRNSCRB,PROC DAT	NO	153	827,182
	BRITISH VIRGIN ISLANDS		17	8,719
	CAYMAN ISLANDS		1	3,725

TABLE 5 - EXPORTS OF MERCHANDISE FROM PUERTO RICO TO FOREIGN COUNTRIES,
BY COMMODITY AND COUNTRY OF DESTINATION: FISCAL YEAR 2001

COMM CODE	DESCRIPTION AND COUNTRY	UNIT	QUANTITY	VALUE - $
	JAPAN		28	300,578
	NETHERLANDS		107	514,160
8472300000	MAIL SORTING, OPENING, POSTAGE AFFIXING,ETC, MACH	NO	2	8,439
	DENMARK		2	8,439
8472901000	AUTOMATIC TELLER MACHINES	NO	21	56,668
	DOMINICAN REPUBLIC		1	10,000
	SPAIN		1	8,000
	TRINIDAD @ TOBAGO		15	10,500
	VENEZUELA		4	28,168
8472909050	OFFICE MACHINES, NESOI	NO	88	123,398
	ANTIGUA		1	15,450
	DOMINICAN REPUBLIC		87	107,948
8473100020	PARTS OF WORD PROCESSING MACHINES	X		13,122
	DOMINICAN REPUBLIC			6,290
	TRINIDAD @ TOBAGO			6,832
8473210000	PARTS OF ELECTRONIC CALCULATING MACHINES	X		24,229
	DOMINICAN REPUBLIC			20,479
	NETHERLAND ANTIL. EXC ARUBA			3,750
8473290000	PARTS FOR MACH,NESOI, INCORP CALCULATING DEVICE	X		482,302
	BARBADOS			7,798
	DOMINICAN REPUBLIC			12,028
	NETHERLAND ANTIL. EXC ARUBA			13,252
	REP. OF SOUTH AFRICA			367,900
	TRINIDAD @ TOBAGO			4,866
	UNITED KINGDOM OF GT BRITAIN			76,458
8473300000	PARTS & ACCESSORIES FOR ADP MACHINES & UNITS	X		245,482,407
	ANTIGUA			15,083
	ARGENTINA			38,231
	ARUBA			5,885
	AUSTRALIAN ISLANDS			2,617,933
	AUSTRIA			149,740
	BARBADOS			19,161
	BELGIUM			746,006
	BRAZIL			2,181,183
	BRITISH VIRGIN ISLANDS			19,072
	CANADA			20,088
	CHILE			149,343
	CHINA (TAIWAN)			549,481
	CHINA,PEOPLE'S REP.(MAINLAND)			821,973
	COLOMBIA			4,263
	DENMARK			60,442
	DOMINICA			2,508
	DOMINICAN REPUBLIC			440,622
	FINLAND			182,406
	FRANCE			3,773,402
	GERMANY			7,444,024
	GREECE			41,143
	GUYANA			6,975
	HAITI			3,202
	HONG KONG			313,662
	INDIA			58,307
	IRELAND			759,412
	ISRAEL			86,620
	ITALY			640,722
	JAPAN			13,881,561
	MALAYSIA			1,640,016
	MEXICO			1,104,434
	NETHERLAND ANTIL. EXC ARUBA			47,632
	NETHERLANDS			195,222,650
	NEW ZEALAND ISLANDS			5,313
	NORWAY			251,985
	PERU			22,521
	PHILIPPINES			6,229
	PORTUGAL			433,200
	REP. OF SOUTH AFRICA			606,983
	REPUBLIC OF KOREA			4,378,692
	RUSSIA			5,731

TABLE 5 - EXPORTS OF MERCHANDISE FROM PUERTO RICO TO FOREIGN COUNTRIES,
BY COMMODITY AND COUNTRY OF DESTINATION: FISCAL YEAR 2001

COMM CODE	DESCRIPTION AND COUNTRY	UNIT	QUANTITY	VALUE - $
	SINGAPORE			3,809,928
	SLOVENIA			72,532
	SPAIN			491,753
	ST.CHRISTOPHER-NEVIS			24,607
	SVALBARD, JAN MAYEN ISLAND			3,707
	SWEDEN			527,920
	SWITZERLAND			34,693
	THAILAND			197,007
	TRINIDAD @ TOBAGO			133,010
	TURKEY			268,500
	UKRAINE			8,391
	UNITED KINGDOM OF GT BRITAIN			808,098
	VENEZUELA			344,425
8473400000	PARTS AND ACCESSORIES OF OFFICE MACHINES, NESOI	X		59,483
	TRINIDAD @ TOBAGO			59,483
8473500000	PTS SUITBLE FR USE W MAC OF 2/MORE HEAD 8469-8472	X		12,564
	UNITED KINGDOM OF GT BRITAIN			12,564
8474100090	SORT,SCREEN,SEPARATE OR WASH MACH F MINERL,STATNRY	NO	15	250,729
	DOMINICAN REPUBLIC		15	250,729
8474200010	CRUSHING OR GRINDING MACH FOR MINERALS, PORTABLE	NO	1	60,000
	DOMINICAN REPUBLIC		1	60,000
8474310000	CONCRETE OR MORTAR MIXERS	NO	8	55,445
	BRITISH VIRGIN ISLANDS		2	5,875
	DOMINICAN REPUBLIC		5	32,790
	HAITI		1	16,780
8474800010	MACH, NESOI, F CERAMIC PASTE, UNHARD CEMENTS, ETC	NO	4	145,656
	BRITISH VIRGIN ISLANDS		3	7,700
	ST.VINCENT @ THE GRENADINES		1	137,956
8474900050	PARTS OF MACH FOR MIXING OR KNEADING MINERALS	X		2,950
	BRITISH VIRGIN ISLANDS			2,950
8474900090	PARTS OF MCH,NESOI, F MINERAL PROD & FOUNDRY MOLDS	X		214,000
	GERMANY			214,000
8476210000	AUTO BEVERAGE VENDING MACH INC HEAT OR REFRIG DEV	NO	26	69,600
	PANAMA		26	69,600
8476890000	AUTO GOODS- VENDING MACH WITHOUT HEAT OR REFRIG	NO	21	15,200
	DOMINICAN REPUBLIC		20	7,700
	FRANCE		1	7,500
8477106070	INJECT-MOLDING MACH FOR PROCESSING THERMOPLASTICS	NO	2	209,750
	DOMINICAN REPUBLIC		1	49,750
	MEXICO		1	160,000
8477300000	BLOW-MOLDING MACHINES	NO	4	1,056,052
	BRAZIL		2	1,011,052
	ECUADOR		2	45,000
8477510010	MACHINERY F MOLDING OR RETREADING PNEUMATIC TIRES	NO	4	24,354
	INDIA		4	24,354
8477590000	MACH, NESOI, F MOLDG OR FORMG RUBBER OR PLASTICS	NO	18	41,281
	ANGUILLA		7	11,250
	BRITISH VIRGIN ISLANDS		1	11,274
	MONTSERRAT		5	4,928
	ST.CHRISTOPHER-NEVIS		5	13,829
8477900010	PARTS OF INJECTION-MOLDING MACHINES	X		103,531
	COLOMBIA			24,650
	ITALY			15,000
	MEXICO			54,080
	ST.CHRISTOPHER-NEVIS			6,500
	TRINIDAD @ TOBAGO			3,301
8477900020	PARTS OF EXTRUDERS FOR RUBBER OR PLASTICS	X		12,678
	FRANCE			10,098
	NETHERLAND ANTIL. EXC ARUBA			2,580
8477900090	PARTS, NESOI, OF MACH F WORKING RUBBER OR PLASTICS	X		231,806
	BARBADOS			31,526
	BRAZIL			40,000
	BRITISH VIRGIN ISLANDS			11,847
	COSTA RICA			75,000
	DOMINICAN REPUBLIC			57,248
	ST.CHRISTOPHER-NEVIS			16,185
8478100010	INDUSTRIAL CIGARETTE-MAKING MACHINES	NO	773	10,644,000

TABLE 5 - EXPORTS OF MERCHANDISE FROM PUERTO RICO TO FOREIGN COUNTRIES,
BY COMMODITY AND COUNTRY OF DESTINATION: FISCAL YEAR 2001

COMM CODE	DESCRIPTION AND COUNTRY	UNIT	QUANTITY	VALUE - $
	GERMANY		773	10,644,000
8478900000	PARTS OF MACH,NESOI,FOR PREP OR MAKING UP TOBACCO	X		6,215,400
	DOMINICAN REPUBLIC			3,300
	GERMANY			6,137,100
	NETHERLANDS			75,000
8479400000	ROPE OR CABLE-MAKING MACHINES	NO	1	48,000
	HONDURAS		1	48,000
8479810000	METAL TREATING MACH, INC ELECTRIC WIRE COIL-WINDER	NO	1	3,000
	TRINIDAD @ TOBAGO		1	3,000
8479820040	MIXING, KNEADING OR STIRRING MACHINES, NESOI	NO	2	23,092
	BARBADOS		1	5,160
	EGYPT		1	17,932
8479820080	CRUSH,GRIND,SCREEN,SIFT,EMULSFYG,ETC MACH,NESOI	NO	41	175,564
	BELGIUM		29	10,000
	ITALY		12	165,564
8479891000	AIR HUMIDIFIERS OR DEHUMIDIFIERS	NO	206	56,000
	FRANCE		206	56,000
8479893040	INDUSTRIAL VACUUM CLEANERS	NO	6	4,061
	DOMINICAN REPUBLIC		6	4,061
8479896500	ELECTROMECH APPL W/SELF-CONTAINED ELEC.MTRS,NESOI	X		283,796
	COSTA RICA			280,635
	DOMINICAN REPUBLIC			3,161
8479898578	PHYSICAL DEPOSITION APPARATUS INCL. SPUTTERING APS	NO	1	2,900,000
	JAPAN		1	2,900,000
8479898590	MACH NESOI FOR PROD & ASSEMBLY OF SEMICONDUCTORS	NO	8	3,160,244
	DOMINICAN REPUBLIC		4	50,270
	GUATEMALA		2	28,000
	NETHERLANDS		2	3,081,974
8479899798	MACHINES AND MECHANICAL APPLIANCES, NESOI	NO	140	736,541
	CHILE		4	18,000
	CHINA,PEOPLE'S REP.(MAINLAND)		1	510,991
	DOMINICAN REPUBLIC		10	69,050
	ITALY		1	45,000
	MEXICO		1	7,000
	NORWAY		118	70,000
	SPAIN		5	16,500
8479909565	PARTS OF MACH/MECHANICAL APPL FOR TREAT MTL,NESOI	X		56,918
	DOMINICAN REPUBLIC			56,918
8479909580	OTHER PARTS OF MACH & MECHANICAL APPLIANCES	X		1,473,693
	ARUBA			2,683
	BARBADOS			9,416
	BELGIUM			45,000
	DOMINICAN REPUBLIC			762,070
	INDONESIA			3,227
	ITALY			50,000
	MALAYSIA			125,190
	MARTINIQUE			9,484
	NETHERLAND ANTIL. EXC ARUBA			70,000
	NETHERLANDS			338,966
	ST. LUCIA			3,228
	ST.CHRISTOPHER-NEVIS			14,012
	TRINIDAD @ TOBAGO			8,197
	VENEZUELA			32,220
8480100000	MOLDING BOXES FOR METAL FOUNDRY	NO	3	63,500
	EL SALVADOR		3	63,500
8480200000	MOLD BASES	NO	10	29,000
	BELGIUM		5	26,000
	DOMINICAN REPUBLIC		5	3,000
8480410000	MOLDS F METAL OR METAL CARBIDES,INJECT OR COMPRSSN	NO	40	49,220
	DOMINICAN REPUBLIC		40	49,220
8480490000	MOLDS, NESOI, FOR METAL OR METAL CARBIDES	NO	1	130,000
	GERMANY		1	130,000
8480711000	INJECT OR COMPRSSN MOLDS F RUB OR PLASTICS, SHOE	NO	10	90,713
	DOMINICAN REPUBLIC		10	90,713
8480790000	MOLDS F RUBBER OR PLASTICS EXC INJECT OR COMPRESSN	NO	84	196,480
	BARBADOS		1	3,272
	DOMINICAN REPUBLIC		1	9,208

TABLE 5 - EXPORTS OF MERCHANDISE FROM PUERTO RICO TO FOREIGN COUNTRIES,
BY COMMODITY AND COUNTRY OF DESTINATION: FISCAL YEAR 2001

COMM CODE	DESCRIPTION AND COUNTRY	UNIT	QUANTITY	VALUE - $
	GERMANY		82	184,000
8481100020	PRESSURE-REDUCING CONTROL VALVES, FLUID POWER TYPE	NO	15	595,151
	MEXICO		14	589,124
	NETHERLAND ANTIL. EXC ARUBA		1	6,027
8481100060	PRESSURE-REDUCING VALVES, PNEUMATIC FLUID POWER	NO	3	50,994
	DOMINICAN REPUBLIC		3	50,994
8481100090	OTHER PRESSURE-REDUCING VALVES, NESOI	NO	2,061	425,007
	COSTA RICA		2,001	200,000
	DOMINICAN REPUBLIC		60	225,007
8481200020	HYDRAULIC VALVES, SOLENOID, DIRECTIONAL CONTROL	NO	1	11,980
	VENEZUELA		1	11,980
8481200040	HYDRAULIC VALVES, FLOW CONTROL TYPE	NO	121	3,723
	DOMINICAN REPUBLIC		121	3,723
8481400000	SAFETY OR RELIEF VALVES	NO	51	3,813
	JAMAICA		51	3,813
8481801085	BALL TYPE VALVES, ETC, COPPER, HD OP,850 KPA & OV	NO	467	3,750
	CHINA,PEOPLE'S REP.(MAINLAND)		467	3,750
8481801095	TAPS,COCKS,VALVES,NESOI, COPPER,HD OP,850 KPA & OV	NO	3	6,329
	TRINIDAD @ TOBAGO		3	6,329
8481805060	BATH, SHOWER, SINK AND LAVATORY FAUCETS	NO	1,032	24,138
	ANTIGUA		520	7,189
	NAMIBIA		300	3,835
	ST. LUCIA		212	13,114
8481809030	VALVES WITH HYDRAULIC ACTUATORS	NO	3	8,070
	BRITISH VIRGIN ISLANDS		1	5,052
	COLOMBIA		2	3,018
8481809040	OTHER VALVES, WITH PNEUMATIC ACTUATORS, NESOI	NO	23	72,450
	AUSTRALIAN ISLANDS		23	72,450
8481809050	OTHER VALVES, NESOI	NO	72	9,759
	ECUADOR		70	3,359
	TRINIDAD @ TOBAGO		2	6,400
8481909010	PARTS OF VALVES F OLEOHYDRLC OR PNEUMATIC TRANSMN	KG	6	22,500
	THAILAND		6	22,500
8481909090	PARTS OF TAPS,COCKS,VALVES, ETC, NESOI	KG	512	2,005,029
	AUSTRALIAN ISLANDS		85	3,083
	BELGIUM		363	1,795,616
	HONG KONG		5	29,684
	MALAYSIA		5	18,660
	MEXICO		47	102,750
	NEW ZEALAND ISLANDS		3	35,036
	URUGUAY		1	8,800
	VENEZUELA		3	11,400
8482105044	RADIAL BALL BEARINGS, >=9MM BUT <= 30 MM,SNGL. ROW	NO	50	2,985
	ISRAEL		50	2,985
8482105068	BALL BEARINGS, NESOI	NO	1,442	76,924
	DOMINICAN REPUBLIC		6	20,773
	JAPAN		31	39,219
	NETHERLAND ANTIL. EXC ARUBA		1	3,500
	ST.CHRISTOPHER-NEVIS		1,400	2,646
	VENEZUELA		4	10,786
8483101020	CAM/CRANKSHAFT F SPARK IGN ENG F VEHICLES OF CH 87	KG	36	2,787
	BRITISH VIRGIN ISLANDS		36	2,787
8483409000	GEARS, EXC TRANSMISSION ELEMENTS, ENTERED SEPARATE	X		4,000
	ARUBA			4,000
8483608000	SHAFT COUPLINGS, EXCEPT UNIVERSAL JOINTS	X		26,672
	CHINA,PEOPLE'S REP.(MAINLAND)			26,672
8483909500	PARTS OF BRG HOUSING,PLAIN BRG,CLUTCHES,FLYWHL,ETC	X		7,018
	DOMINICAN REPUBLIC			7,018
8484100000	GASKETS,METAL,2 OR MORE LAYERS,OR WITH OTHER MATL	X		10,805
	JAPAN			4,946
	PANAMA			5,859
8484200000	MECHANICAL SEALS	NO	24,519	47,821
	ARUBA		3	4,926
	TRINIDAD @ TOBAGO		24,516	42,895
8484900000	SETS OR ASSORTMENTS OF GASKETS AND SIMILAR JOINTS	NO	118	22,810
	NETHERLAND ANTIL. EXC ARUBA		118	22,810
8485100000	SHIPS' PROPELLERS AND BLADES THEREFOR	X		8,000

TABLE 5 - EXPORTS OF MERCHANDISE FROM PUERTO RICO TO FOREIGN COUNTRIES,
BY COMMODITY AND COUNTRY OF DESTINATION: FISCAL YEAR 2001

COMM CODE	DESCRIPTION AND COUNTRY	UNIT	QUANTITY	VALUE - $
	DOMINICAN REPUBLIC			8,000
8485900080	MACH PARTS W/O ELEC FEATURE NOT SPECIFIED IN CH 84	X		202,670
	BARBADOS			9,961
	BRITISH VIRGIN ISLANDS			3,224
	EGYPT			2,664
	FRANCE			169,683
	TRINIDAD @ TOBAGO			17,138
	ELECTRICAL MACHINERY AND EQUIPMENT AND PARTS THEREOF;SOUND RECORDERS AND REPRODUCERS,TELEVISION IMAGE AND SOUND RECORDERS AND REPRODUCERS, AND PARTS AND ACCESSORIES OF SUCH ARTICLES	TOTAL		326,120,851
8501103000	ELECTRIC MOTORS, AC, < 18.65 W (1/40 HP) OUTPUT	NO	120	50,791
	COLOMBIA		120	50,791
8501104060	ELECTRIC MOTORS <18.65 W, DC, O/T BSHLS, NESOI	NO	4	34,285
	ST.CHRISTOPHER-NEVIS		4	34,285
8501106080	ELEC MOTORS 18.65-37.5W, NESOI	NO	1	48,900
	VENEZUELA		1	48,900
8501203000	ELECTRIC MOTORS, AC/DC UNIVERSAL, >74.6 BUT < 746W	NO	1,579	283,012
	CHINA,PEOPLE'S REP.(MAINLAND)		699	64,227
	REPUBLIC OF KOREA		880	218,785
8501316000	DC MOTORS => 746 W BUT =< 750 W	NO	4	2,980
	ARUBA		4	2,980
8501318000	DC GENERATORS, NOT EXCEEDING 750 W	NO	2	13,000
	BRITISH VIRGIN ISLANDS		2	13,000
8501322000	DC MOTORS > 750 W BUT =< 14.92 KW	NO	1,157	222,683
	BRAZIL		10	4,984
	BULGARIA		9	10,204
	DOMINICAN REPUBLIC		3	2,640
	FRANCE		951	126,861
	GERMANY		40	5,080
	JAPAN		144	72,914
8501346000	DC GENERATORS > 375 KW OUTPUT	NO	1	98,000
	DOMINICAN REPUBLIC		1	98,000
8501513020	ELECTRIC MOTORS, AC GEAR MOTORS,>74.6 < 746W ML-PS	NO	98	8,330
	VENEZUELA		98	8,330
8501538040	AC MOTORS,MULTI-PHASE, > 150 KW BUT =< 373 KW	NO	1	10,000
	DOMINICAN REPUBLIC		1	10,000
8501538060	AC MOTORS,MULTI-PHASE, > 373 KW	NO	1	5,100
	BRITISH VIRGIN ISLANDS		1	5,100
8501610000	AC GENERATORS (ALTERNATORS) <=75 KVA OUTPUT	NO	2	9,255
	BRITISH VIRGIN ISLANDS		2	9,255
8501620000	AC GENERATORS (ALTERNATOR) > 75 KVA BUT =< 375KVA	NO	4	95,000
	BRITISH VIRGIN ISLANDS		2	65,000
	DOMINICAN REPUBLIC		2	30,000
8501630000	AC GENERATORS(ALTERNATOR) > 375 KVA BUT =< 750KVA	NO	3	321,810
	ARUBA		1	131,000
	DOMINICAN REPUBLIC		1	104,040
	NETHERLAND ANTIL. EXC ARUBA		1	86,770
8502110000	GENERATING SETS, ELC, DIESEL, =< 75KVA OUTPUT	NO	3	44,700
	DOMINICAN REPUBLIC		1	25,000
	NETHERLAND ANTIL. EXC ARUBA		2	19,700
8503002000	COMMUTATORS FOR MACHINES IN HEADING 8501 OR 8502	NO	8	64,790
	DOMINICAN REPUBLIC		2	35,300
	ST.CHRISTOPHER-NEVIS		6	29,490
8503005000	PARTS OF MOTORS OTHER THAN COMMUTATORS	X		152,377
	ST.CHRISTOPHER-NEVIS			18,967
	TRINIDAD @ TOBAGO			133,410
8503006060	OTHER PARTS FOR MACHINES IN 8501 AND 8502	X		698,425
	ANTIGUA			10,550
	BERMUDA			3,392
	DOMINICAN REPUBLIC			653,930
	ST.CHRISTOPHER-NEVIS			30,553
8504312000	TRANSFORMERS, NESOI, UNRATED	NO	37,925	116,974

TABLE 5 - EXPORTS OF MERCHANDISE FROM PUERTO RICO TO FOREIGN COUNTRIES,
BY COMMODITY AND COUNTRY OF DESTINATION: FISCAL YEAR 2001

COMM CODE	DESCRIPTION AND COUNTRY	UNIT	QUANTITY	VALUE - $
	DOMINICAN REPUBLIC		35	14,690
	IRELAND		905	6,929
	MALAYSIA		32,968	58,358
	NETHERLAND ANTIL. EXC ARUBA		1	4,077
	ST.CHRISTOPHER-NEVIS		4,010	8,180
	THAILAND		6	24,740
8504314035	TRANSFORMERS, NESOI, LESS THAN 40 VA	NO	42,164	122,813
	DOMINICAN REPUBLIC		30,164	103,133
	MALAYSIA		12,000	19,680
8504330020	TRANSFORMERS, NESOI, > 16 KVA BUT =< 50 KVA	NO	3	8,640
	FRANCE		3	8,640
8504406007	POWER SUPPLIES FOR PHYS INCORP INTO ADP,50W - 150W	NO	1	4,130
	GERMANY		1	4,130
8504406018	POWER SUPPLIES FR PHYS INCORP INTO ADP,EXCEED 500W	NO	1	4,037
	GUYANA		1	4,037
8504407001	POWER SUPPLIES FOR ADP, NESOI, < = 50W	NO	50	3,375
	GERMANY		50	3,375
8504407018	POWER SUPPLIES FOR ADP, NESOI, EXCEEDING 500W	NO	26,528	989,532
	GERMANY		4,398	208,677
	MALAYSIA		129	48,305
	MEXICO		18,146	324,259
	SINGAPORE		300	11,640
	SWITZERLAND		3,555	396,651
8504409540	RECTIFIERS & RECTIFNG APPARATUS,POWER SUPPLY >500W	NO	15,333	641,210
	CANADA		15,326	566,827
	DOMINICAN REPUBLIC		7	74,383
8504409550	RECTIFIERS & RECTIFYING APPARATUS, NESOI	X		79,447
	CANADA			79,447
8504409570	INVERTERS FOR AUTOMATIC DATA PROCESSING MACHINES	NO	373	29,325
	BRITISH VIRGIN ISLANDS		333	3,325
	HAITI		40	26,000
8504500000	INDUCTORS, NESOI	NO	268,490	354,326
	BAHAMAS		530	3,235
	CHILE		250	22,000
	DOMINICAN REPUBLIC		100,946	175,604
	ISRAEL		13,733	13,732
	JAPAN		148,450	135,175
	MALAYSIA		4,581	4,580
8504900020	PARTS FOR TRANSFORMERS	X		1,826,405
	DOMINICAN REPUBLIC			1,822,175
	GRENADA			4,230
8504900080	PARTS,NESOI,FOR ELECTRICAL INDUCTORS	X		115,088
	ARUBA			11,000
	DOMINICAN REPUBLIC			96,888
	ISRAEL			7,200
8506100000	PRIMARY CELLS AND BATTERIES, MANGANESE DIOXIDE	NO	14,229,750	6,509,775
	ANTIGUA		928,397	285,027
	ARUBA		621,041	430,246
	BARBADOS		771,785	543,235
	BELIZE		1,976,748	501,504
	BRITISH VIRGIN ISLANDS		321,452	217,710
	CAYMAN ISLANDS		22,032	13,841
	DOMINICA		433,612	113,474
	DOMINICAN REPUBLIC		523,451	559,665
	GERMANY		7,334	37,553
	GRENADA		429,816	132,982
	GUYANA		242,928	46,446
	JAMAICA		1,968,219	945,570
	MONTSERRAT		22,635	9,987
	NETHERLAND ANTIL. EXC ARUBA		1,100,808	689,073
	ST. LUCIA		1,041,517	380,568
	ST.CHRISTOPHER-NEVIS		413,076	214,924
	ST.VINCENT @ THE GRENADINES		461,700	139,028
	TRINIDAD @ TOBAGO		2,807,725	1,167,830
	TURKS @ CAICOS ISLANDS		11,346	10,093
	UNITED KINGDOM OF GT BRITAIN		124,128	71,019
8506405000	PRIMARY BATTERIES > 300 CM3, SILVER OXIDE	NO	65	3,585

TABLE 5 - EXPORTS OF MERCHANDISE FROM PUERTO RICO TO FOREIGN COUNTRIES,
BY COMMODITY AND COUNTRY OF DESTINATION: FISCAL YEAR 2001

COMM CODE	DESCRIPTION AND COUNTRY	UNIT	QUANTITY	VALUE - $
	MONTSERRAT		65	3,585
8506800000	PRIMARY CELLS AND BATTERIES, NESOI	NO	148,194	118,042
	ANGUILLA		300	7,385
	ARUBA		48,036	29,043
	BRITISH VIRGIN ISLANDS		92	8,108
	DOMINICAN REPUBLIC		99,766	73,506
8506900000	PRIMARY BATTERY AND CELL PARTS	X		131,398
	COSTA RICA			2,960
	DOMINICAN REPUBLIC			111,920
	GUATEMALA			16,518
8507100090	LEAD-ACID BATTERIES, NEW, OTHER THAN 12 VOLT	NO	470	80,799
	ANGUILLA		64	4,004
	ANTIGUA		147	4,384
	BRITISH VIRGIN ISLANDS		154	9,575
	DOMINICAN REPUBLIC		5	60,000
	ST.CHRISTOPHER-NEVIS		100	2,836
8507200040	LEAD ACID STORAGE BATTERIES, NESOI, NEW, 12 VOLTS	NO	32	2,880
	ST. LUCIA		32	2,880
8507300000	NICKEL-CADMIUM STORAGE BATTERIES	NO	2,429	14,573
	ST.CHRISTOPHER-NEVIS		2,429	14,573
8507800000	OTHER STORAGE BATTERIES	NO	330	21,817
	DOMINICAN REPUBLIC		6	15,345
	JAMAICA		324	6,472
8507908000	PARTS FOR STORAGE BATTERIES(EXCEPT LEAD ACID TYPE)	X		3,973
	NAMIBIA			3,973
8508200090	ELECTRIC HAND SAWS, NESOI	NO	13	5,162
	ST.CHRISTOPHER-NEVIS		13	5,162
8508800030	GRNDRS,SNDRS,& PLSHRS OTH THN ANGLE,ORBTL,STRG-LIN	NO	14,380	502,827
	DOMINICAN REPUBLIC		14,380	502,827
8508800040	ELECTRIC HAND SCREWDRIVERS, NUT-RUNNERS, IMPACT WR	NO	3	3,777
	ANTIGUA		3	3,777
8508900000	ELECTROMECHANICAL HAND TOOL PARTS	X		724,077
	DOMINICAN REPUBLIC			714,077
	JAPAN			10,000
8509300000	ELECTRIC DOMESTIC KITCHEN WASTE DISPOSALS	NO	4	5,036
	NAMIBIA		4	5,036
8509400020	ELECTRIC DOMESTIC FOOD MIXERS	NO	1,296	24,440
	DOMINICAN REPUBLIC		1,296	24,440
8509400040	ELECTRIC DOMESTIC FOOD GRINDERS AND PROCESSORS	NO	194	12,121
	DOMINICAN REPUBLIC		194	12,121
8509800040	ELECTRIC DOMESTIC CAN OPENERS INCL COMBINATION UNI	NO	360	4,598
	DOMINICAN REPUBLIC		360	4,598
8509800091	ELECTROMECHANICAL DOMESTIC APPLIANCES, NESOI	NO	75	4,680
	UNITED KINGDOM OF GT BRITAIN		75	4,680
8509904050	ELECTRIC DOMESTIC APPLIANCE PARTS, NESOI	X		7,050
	CHINA (TAIWAN)			7,050
8511100000	INTERNAL COMBUSTION ENGINE SPARK PLUGS	HUN	53	6,528
	ARUBA		53	6,528
8511400000	INTERNAL COMBUSTION ENGINE STARTER MOTORS	NO	1	8,144
	BRITISH VIRGIN ISLANDS		1	8,144
8511500000	INTERNAL COMBUSTION ENGINE GENERATORS,NESOI	NO	6	5,675
	ST.CHRISTOPHER-NEVIS		5	2,675
	VENEZUELA		1	3,000
8511906020	PARTS FOR INTERNAL COMBUSTION ENGINE DSTBR POINTS	NO	69,879	9,599
	REP. OF SOUTH AFRICA		69,879	9,599
8511908000	PARTS FOR ELECTRICAL APPARATUS USED ON IC ENGINES	X		27,347,470
	COSTA RICA			29,303
	DOMINICAN REPUBLIC			24,978,421
	ITALY			2,221,492
	REP. OF SOUTH AFRICA			100,806
	SAUDI ARABIA			14,853
	UNITED KINGDOM OF GT BRITAIN			2,595
8512100000	LIGHTING OR VISUAL SIGNALING EQUIPMENT FOR BICYCLE	X		130,950
	DOMINICAN REPUBLIC			50,204
	MEXICO			80,746
8512202000	MOTOR VEHICLE LIGHTING EQUIPMENT	X		7,190
	BARBADOS			3,468

TABLE 5 - EXPORTS OF MERCHANDISE FROM PUERTO RICO TO FOREIGN COUNTRIES,
BY COMMODITY AND COUNTRY OF DESTINATION: FISCAL YEAR 2001

COMM CODE	DESCRIPTION AND COUNTRY	UNIT	QUANTITY	VALUE - $
	POLAND			3,722
8512204000	MOTOR VEHICLE VISUAL SIGNALING EQUIPMENT	X		79,215
	DOMINICAN REPUBLIC			79,215
8512905000	PARTS FOR LIGHTING EQUIPMENT FOR MOTOR VEHICLES	X		6,660
	NAMIBIA			6,660
8513100000	PORTABLE ELECTRIC LAMPS, BATTERY OR MAGNETO	X		43,855
	BARBADOS			5,318
	CANADA			24,669
	JAMAICA			6,878
	NETHERLAND ANTIL. EXC ARUBA			6,990
8513900000	PARTS FOR PORTABLE ELECTRIC LAMPS	X		4,000
	VENEZUELA			4,000
8514304000	INDUSTRIAL, LABORATORY FURNACES, OVENS, NESOI	NO	544	14,000
	DOMINICAN REPUBLIC		544	14,000
8514400000	OTHER INDUCTION OR DIELECTRIC HEATING EQUIPMENT	X		122,004
	DOMINICAN REPUBLIC			6,504
	ISRAEL			115,500
8514900000	PARTS FOR IND, LAB FURNACES,OVENS OR HEATING EQUIP	X		31,922
	MALAYSIA			31,922
8515210000	ELECTRIC WELDERS, RESISTANCE, FULL OR PART AUTOMAT	NO	199	265,982
	CHILE		94	127,989
	FINLAND		55	72,519
	MEXICO		31	40,893
	VENEZUELA		19	24,581
8515390020	ELECTRIC WELDERS, ARC, AC TRANSFORMER TYPE,NON-ROT	NO	1	6,200
	BRITISH VIRGIN ISLANDS		1	6,200
8515390040	ELECTRIC WELDERS, ARC, NESOI, NON-ROTATING	NO	1	2,655
	ANTIGUA		1	2,655
8515800040	ULTRASONIC WELDING MACHINES	NO	60	97,000
	DOMINICAN REPUBLIC		58	40,000
	TRINIDAD @ TOBAGO		2	57,000
8515800080	ELEC WELDING MACHINES,NESOI; METAL SPRAYING EQ	NO	128	107,315
	DOMINICAN REPUBLIC		118	91,418
	GUYANA		2	5,597
	IRELAND		8	10,300
8516400000	ELECTRIC FLATIRONS	NO	4,902	61,528
	DOMINICAN REPUBLIC		4,902	61,528
8516500000	MICROWAVE OVENS	NO	424	38,733
	HAITI		30	2,880
	JAMAICA		394	35,853
8516604000	ELECTRIC COOKING STOVES, RANGES AND OVENS	NO	9	11,013
	BRITISH VIRGIN ISLANDS		6	2,943
	DOMINICAN REPUBLIC		3	8,070
8516606000	COOKING PLATES, BOILING RINGS, GRILLERS,& ROASTERS	NO	99	31,152
	NETHERLAND ANTIL. EXC ARUBA		99	31,152
8516710000	ELECTRIC COFFEE OR TEA MAKERS	NO	810	34,797
	DOMINICAN REPUBLIC		300	4,197
	GERMANY		510	30,600
8516909500	PARTS,NESOI,FOR ELECTROTHERMIC APPLIANCES	X		10,256
	DOMINICAN REPUBLIC			10,256
8517110000	LINE TELEPHONE SETS WITH CORDLESS HANDSETS	NO	246	17,148
	BARBADOS		60	2,646
	JAMAICA		158	11,963
	NAMIBIA		28	2,539
8517190000	VIDEOPHONES	NO	159	26,550
	BRITISH VIRGIN ISLANDS		24	3,846
	DOMINICAN REPUBLIC		135	22,704
8517301500	CENTRAL OFFICE TELEPHONE SWITCHING SYSTEMS	NO	41	79,118
	DOMINICAN REPUBLIC		41	79,118
8517302500	ELECTRONIC KEY TELEPHONE SYSTEMS	NO	11	4,942
	BRITISH VIRGIN ISLANDS		11	4,942
8517305000	TELEGRAPHIC SWITCHING APPARATUS	X		2,202,463
	CHINA,PEOPLE'S REP.(MAINLAND)			274,244
	COSTA RICA			1,919,084
	NEW ZEALAND ISLANDS			2,798
	SRI LANKA			2,629
	ST. LUCIA			3,708

TABLE 5 - EXPORTS OF MERCHANDISE FROM PUERTO RICO TO FOREIGN COUNTRIES,
BY COMMODITY AND COUNTRY OF DESTINATION: FISCAL YEAR 2001

COMM CODE	DESCRIPTION AND COUNTRY	UNIT	QUANTITY	VALUE - $
8517501000	MODEMS,OF A KIND USED WITH ADP EQP.IN HEADING 8471	NO	574	549,856
	ARUBA		2	3,200
	EL SALVADOR		2	3,074
	MALAYSIA		413	14,215
	NETHERLANDS		4	14,028
	REP. OF SOUTH AFRICA		153	515,339
8517505000	TELEPHON APP,CARR-CURRENT LINE OR DIGITAL LINE SYS	X		10,213,562
	ARGENTINA			21,937
	AUSTRALIAN ISLANDS			904,831
	AUSTRIA			198,045
	BELGIUM			65,907
	BRAZIL			777,099
	CHINA (TAIWAN)			165,960
	CHINA,PEOPLE'S REP.(MAINLAND)			40,265
	DOMINICAN REPUBLIC			1,929,980
	FINLAND			44,591
	FRANCE			169,822
	GERMANY			720,472
	GUADELOUPE			89,848
	HONG KONG			355,739
	INDIA			99,482
	ISRAEL			12,188
	ITALY			35,700
	JAPAN			16,005
	MEXICO			162,492
	NETHERLANDS			398,087
	PANAMA			23,594
	PORTUGAL			21,140
	REP. OF SOUTH AFRICA			1,326,228
	REPUBLIC OF KOREA			763,286
	SINGAPORE			158,062
	SPAIN			509,263
	SWITZERLAND			43,259
	UNITED KINGDOM OF GT BRITAIN			971,777
	VENEZUELA			188,503
8517509000	TELEGRAPHIC APPARATUS FOR DIGITAL LINE SYSTEMS	X		531,381
	DOMINICAN REPUBLIC			525,241
	UNITED KINGDOM OF GT BRITAIN			6,140
8517801020	TELEPHONIC APPARATUS, NESOI	X		378,559
	COSTA RICA			31,582
	DOMINICAN REPUBLIC			346,977
8517802000	TELEGRAPHIC APPARATUS, NESOI	X		353,233
	SPAIN			353,233
8517902000	PARTS FOR TELEPHONIC SWITCHING APPARATUS	X		396,703
	BRITISH VIRGIN ISLANDS			131,841
	DOMINICAN REPUBLIC			264,862
8517905000	PARTS,NESOI,FOR TELEPHONIC APPARATUS	X		42,544,505
	ANGUILLA			3,150
	ARGENTINA			3,520
	AUSTRIA			53,249
	BERMUDA			6,980
	BRAZIL			44,500
	BRITISH VIRGIN ISLANDS			26,107
	CANADA			39,817
	CHILE			31,800
	CHINA (TAIWAN)			2,800
	COSTA RICA			440,901
	DOMINICA			1,257,838
	DOMINICAN REPUBLIC			38,536,931
	HONG KONG			89,576
	INDIA			18,328
	IRELAND			6,860
	JAPAN			5,342
	MARTINIQUE			101,877
	PHILIPPINES			180,000
	POLAND			15,448
	PORTUGAL			4,764

TABLE 5 - EXPORTS OF MERCHANDISE FROM PUERTO RICO TO FOREIGN COUNTRIES,
BY COMMODITY AND COUNTRY OF DESTINATION: FISCAL YEAR 2001

COMM CODE	DESCRIPTION AND COUNTRY	UNIT	QUANTITY	VALUE - $
	UNITED KINGDOM OF GT BRITAIN			1,674,717
8517909000	PARTS FOR TELEGRAPHIC APPARATUS	X		2,538,249
	BRITISH VIRGIN ISLANDS			579,330
	DOMINICAN REPUBLIC			72,586
	HONG KONG			26,326
	NETHERLANDS			942,436
	SPAIN			41,990
	TURKEY			797,750
	UNITED KINGDOM OF GT BRITAIN			74,261
	VENEZUELA			3,570
8518210000	SINGLE LOUDSPEAKERS, MOUNTED IN THEIR ENCLOSURES	NO	26,027	1,903,400
	ARGENTINA		924	56,214
	AUSTRIA		2,373	223,544
	CHILE		5,362	367,298
	FINLAND		2,751	224,294
	JAPAN		318	25,061
	MEXICO		2,760	173,478
	PANAMA		4,540	312,300
	POLAND		2,145	193,342
	REP. OF SOUTH AFRICA		4,643	311,225
	VENEZUELA		211	16,644
8518290000	LOUDSPEAKERS, NESOI	NO	10	5,047
	BARBADOS		10	5,047
8518301000	TELEPHONE HANDSETS	NO	5,020	1,724,136
	DOMINICAN REPUBLIC		5,020	1,724,136
8518402000	AUDIO FREQUENCY ELECTRIC AMPLIFIERS, NESOI	NO	545	111,901
	DOMINICAN REPUBLIC		243	89,884
	JAMAICA		157	9,951
	NETHERLAND ANTIL. EXC ARUBA		10	4,346
	PANAMA		135	7,720
8518500000	ELECTRIC SOUND AMPLIFIER SETS	NO	1	4,004
	UNITED KINGDOM OF GT BRITAIN		1	4,004
8518901000	PARTS OF TELEPHONE HANDSETS AND REPEATERS	X		28,500
	DENMARK			28,500
8518903000	PARTS OF MICROPHONES,LOUDSPEAKERS,AMPLIFIERS	X		559,105
	DOMINICA			153,532
	DOMINICAN REPUBLIC			51,020
	MEXICO			263,091
	VENEZUELA			91,462
8519290000	RECORD PLAYERS,NESOI	NO	17	13,826
	DOMINICA		15	6,626
	JAMAICA		2	7,200
8519920000	POCKET-SIZE CASSETTE PLAYERS	NO	36	2,531
	TRINIDAD @ TOBAGO		36	2,531
8519938000	TAPE PLAYERS, CASSETTE TYPE, NESOI	NO	27	7,287
	BARBADOS		27	7,287
8519990030	CARTRIDGE TYPE TAPE PLAYERS	NO	15	4,059
	VENEZUELA		15	4,059
8519990070	SOUND REPRODUCING APPARATUS,NESOI	NO	4,866	483,390
	ARUBA		396	21,455
	AUSTRALIAN ISLANDS		26	7,200
	BARBADOS		421	35,713
	DOMINICAN REPUBLIC		2,749	235,746
	HAITI		106	11,985
	JAMAICA		78	11,123
	NAMIBIA		205	60,727
	NETHERLAND ANTIL. EXC ARUBA		601	75,902
	TRINIDAD @ TOBAGO		284	23,539
8520200000	TELEPHONE ANSWERING MACHINES	NO	4	7,192
	BRITISH VIRGIN ISLANDS		4	7,192
8520320000	MAGNET TAPE RECORDER/REPRODUCERS,DIGITAL AUDIO TYP	NO	24	4,200
	NETHERLAND ANTIL. EXC ARUBA		24	4,200
8520330000	TAPE RECORDER/REPRODUCERS, CASSETTE TYPE	NO	170	16,872
	DOMINICAN REPUBLIC		150	12,340
	PANAMA		20	4,532
8520900080	OTHER MAGNETIC SOUND RECORDING OR REPRODUCING EQUI	NO	301	80,000
	NAMIBIA		301	80,000

TABLE 5 - EXPORTS OF MERCHANDISE FROM PUERTO RICO TO FOREIGN COUNTRIES,
BY COMMODITY AND COUNTRY OF DESTINATION: FISCAL YEAR 2001

COMM CODE	DESCRIPTION AND COUNTRY	UNIT	QUANTITY	VALUE - $
8521100000	VIDEO RECORDING OR REPRODUCING APP, MAGNETIC TAPE	NO	1,301	184,879
	ARUBA		1	4,500
	BARBADOS		304	42,685
	DOMINICA		36	4,660
	DOMINICAN REPUBLIC		456	44,889
	HAITI		40	4,200
	JAMAICA		117	32,497
	NETHERLAND ANTIL. EXC ARUBA		323	48,760
	ST. LUCIA		24	2,688
8521900000	VIDEO RECORDING OR REPRODUCING APP,EXC MAGNET TAPE	NO	94	30,749
	ARUBA		24	6,825
	NETHERLAND ANTIL. EXC ARUBA		70	23,924
8523110000	UNRECORDED MAGNETIC TAPE =< 4 MM WIDTH	NO	2,864	8,072
	DOMINICAN REPUBLIC		2,864	8,072
8523120010	UNRECORDED MAGNETIC TAPE > 4 BUT =< 6.5MM, CARTRID	NO	692	3,960
	BARBADOS		692	3,960
8523120020	UNRECORDED MAGNETIC TAPE >4 & =<6.5MM, AUDIO,NESOI	X		4,800
	DOMINICAN REPUBLIC			4,800
8523130080	UNRECORDED MAGNETIC TAPE >6.5MM, NESOI	X		97,658
	DOMINICAN REPUBLIC			97,658
8523200000	UNRECORDED MAGNETIC DISCS	NO	12,079	200,836
	BARBADOS		10,000	2,590
	MEXICO		1,119	21,001
	VENEZUELA		960	177,245
8524100020	PHONOGRAPH RECORDS, 33-1/3 RPM STEREO, QUADRAPHONI	NO	232	3,904
	NETHERLANDS		232	3,904
8524310000	LASER DISCS,FOR REPRODUCING OTHER THAN SOUND/IMAGE	NO	241	66,371
	ARGENTINA		1	5,578
	DOMINICAN REPUBLIC		153	14,680
	GERMANY		2	6,093
	TRINIDAD @ TOBAGO		8	25,620
	VENEZUELA		77	14,400
8524320000	LASER DISC FOR REPRODUCING SOUND ONLY	NO	16	9,843
	DOMINICAN REPUBLIC		7	2,878
	GUYANA		1	3,029
	NAMIBIA		8	3,936
8524390000	DISCS FOR LASER READING SYSTEMS, NESOI	NO	5,404	39,810
	GERMANY		1	12,800
	SPAIN		5,403	27,010
8524511000	NEWS SOUND RECORDINGS RELATING TO CURRENT EVENTS	NO	1	2,792
	BRITISH VIRGIN ISLANDS		1	2,792
8524513040	SOUND RECORDINGS ON CASSETTE TAPES, WIDTH =< 4MM	NO	640	4,280
	BARBADOS		640	4,280
8524521040	VIDEO TAPE RECORDNG >4MM AND =<6.5MM, IN CASSETTES	NO	416	17,835
	BRITISH VIRGIN ISLANDS		1	3,695
	DOMINICA		1	10,000
	PANAMA		414	4,140
8524910000	OHTR RECORDED MEDIA,NESOI,FOR REPROD OTHR THAN S/I	NO	28	52,016
	PHILIPPINES		2	4,859
	SPAIN		25	37,702
	VENEZUELA		1	9,455
8524990000	RECORDED MEDIA, NESOI	NO	1,088	35,449
	ARUBA		1	3,200
	BAHAMAS		9	8,490
	BARBADOS		1	11,650
	DOMINICAN REPUBLIC		1,072	5,359
	VENEZUELA		5	6,750
8525102010	APPARATUS FOR RECEP OF TV SIGNALS BY TV SATELLITE	NO	11	5,500
	BRITISH VIRGIN ISLANDS		11	5,500
8525102050	OTHER TRANSMISSION APPARATUS FOR TELEVISION	X		6,063,157
	DOMINICAN REPUBLIC			12,775
	NAMIBIA			11,707
	UNITED KINGDOM OF GT BRITAIN			6,038,675
8525106070	RADIO TRANSMITTERS > 400 MHZ BUT =< 1000 MHZ	NO	162	95,832
	UNITED KINGDOM OF GT BRITAIN		162	95,832
8525203030	RADIO TRANSCEIVERS, HAND-HELD, NESOI	NO	40	13,000
	ARUBA		40	13,000

TABLE 5 - EXPORTS OF MERCHANDISE FROM PUERTO RICO TO FOREIGN COUNTRIES,
BY COMMODITY AND COUNTRY OF DESTINATION: FISCAL YEAR 2001

COMM CODE	DESCRIPTION AND COUNTRY	UNIT	QUANTITY	VALUE - $
8525209020	RADIO TELEPHONES FOR INSTALLATION IN MOTOR VEHICLE	NO	1,624	174,261
	COLOMBIA		2	6,000
	COSTA RICA		231	25,200
	DOMINICAN REPUBLIC		21	16,800
	EL SALVADOR		86	7,449
	GUATEMALA		1	5,983
	VENEZUELA		1,283	112,829
8525209040	RADIO PHONES, NT MOTOR VHCL, PBLIC CELLULAR SRVCE	NO	298	21,641
	COLOMBIA		25	2,504
	DOMINICAN REPUBLIC		150	7,837
	HAITI		60	3,300
	NETHERLAND ANTIL. EXC ARUBA		63	8,000
8525209080	TRANSMISSION APPTS INCORPORATING RECEIVERS,NESOI	X		829,044
	BARBADOS			16,758
	COLOMBIA			17,624
	DOMINICAN REPUBLIC			139,771
	JAMAICA			14,425
	TRINIDAD @ TOBAGO			9,600
	VENEZUELA			630,866
8525300020	TELEVISION CAMERAS, COLOR	NO	30	11,052
	NAMIBIA		30	11,052
8525404000	DIGITAL STILL IMAGE VIDEO CAMERAS	NO	5,825	5,173,588
	ANTIGUA		58	44,545
	ARUBA		391	197,313
	CAYMAN ISLANDS		7	3,395
	DOMINICAN REPUBLIC		219	121,714
	GUADELOUPE		12	8,380
	MEXICO		1	7,582
	NETHERLAND ANTIL. EXC ARUBA		4,796	4,461,824
	PHILIPPINES		81	45,050
	SINGAPORE		10	7,140
	UNITED KINGDOM OF GT BRITAIN		250	276,645
8525408020	8MM CAMCORDERS	NO	447	401,154
	ANTIGUA		14	11,632
	ARUBA		8	8,740
	NETHERLAND ANTIL. EXC ARUBA		425	380,782
8525408050	CAMCORDERS EXCEPT 8MM	NO	124	58,989
	ARUBA		124	58,989
8525408085	STILL VIDEO CAMERAS & OTHR VID CAM RECORDERS,NESOI	NO	167	133,393
	GUADELOUPE		1	2,795
	NAMIBIA		56	41,358
	NETHERLAND ANTIL. EXC ARUBA		110	89,240
8526910010	RADIO NAVIGATIONAL AID APPARA FOR CIVIL AIRCRAFT	NO	11	26,965
	BRAZIL		3	3,230
	FRANCE		5	12,071
	HONG KONG		1	3,888
	JAPAN		2	7,776
8526910030	RADIO NAVIGATIONAL AID APPARATUS, RECEPTION ONLY	NO	157	681,803
	AUSTRALIAN ISLANDS		13	18,977
	BRAZIL		1	5,733
	CHINA,PEOPLE'S REP.(MAINLAND)		1	7,240
	FRANCE		21	96,233
	GERMANY		9	42,552
	HONG KONG		2	3,975
	ISRAEL		17	77,180
	ITALY		3	21,690
	NETHERLANDS		7	18,160
	REPUBLIC OF KOREA		15	58,417
	SPAIN		2	20,311
	THAILAND		2	9,450
	UNITED KINGDOM OF GT BRITAIN		64	301,885
8526910070	RADIO NAVIGATIONAL AID APPARATUS,NESOI	NO	2	9,619
	GUADELOUPE		1	3,513
	HONG KONG		1	6,106
8526920000	RADIO REMOTE CONTROL APPARATUS	X		2,539
	NAMIBIA			2,539
8527120000	POCKET-SIZE RADIO CASSETTE PLAYERS	NO	229	51,683

TABLE 5 - EXPORTS OF MERCHANDISE FROM PUERTO RICO TO FOREIGN COUNTRIES,
BY COMMODITY AND COUNTRY OF DESTINATION: FISCAL YEAR 2001

COMM CODE	DESCRIPTION AND COUNTRY	UNIT	QUANTITY	VALUE - $
	DOMINICA		36	2,770
	DOMINICAN REPUBLIC		44	11,671
	JAMAICA		15	4,002
	NETHERLAND ANTIL. EXC ARUBA		134	33,240
8527136000	RADIOBROADCAST RECEIVERS, BATTERY TYPE, NESOI	NO	66	5,378
	ARUBA		24	2,727
	NETHERLAND ANTIL. EXC ARUBA		42	2,651
8527190000	RADIOBROADCAST RECEIVERS, BATTERY TYPE, NESOI	NO	3,034	93,341
	DOMINICAN REPUBLIC		2,056	44,315
	HAITI		623	32,637
	JAMAICA		225	5,631
	NETHERLAND ANTIL. EXC ARUBA		130	10,758
8527210000	RADIOBROADCAST RECEIVERS FOR MOTOR VEHICLES W RCOS	NO	1,153	44,301
	DOMINICA		76	7,459
	DOMINICAN REPUBLIC		1,077	36,842
8527310000	RADIOBROADCAST RECEIVERS,NESOI,WITH SOUND RECORDER	NO	7,657	1,937,490
	ANTIGUA		16	3,166
	ARUBA		407	104,039
	BARBADOS		517	108,997
	DOMINICA		96	24,136
	DOMINICAN REPUBLIC		2,372	591,518
	GRENADA		92	20,958
	GUADELOUPE		50	9,779
	HAITI		264	64,116
	JAMAICA		896	271,226
	NAMIBIA		5	4,124
	NETHERLAND ANTIL. EXC ARUBA		1,589	392,970
	ST. LUCIA		90	20,296
	SURINAME		57	9,715
	TRINIDAD @ TOBAGO		1,206	312,450
8527390000	RADIOBROADCAST RECEIVERS,NESOI	NO	258	46,490
	DOMINICAN REPUBLIC		82	14,301
	JAMAICA		96	14,978
	NETHERLAND ANTIL. EXC ARUBA		10	3,936
	PANAMA		70	13,275
8527908015	RADIO RECEIVERS, RADIO PAGING TYPE	NO	50	3,250
	BARBADOS		50	3,250
8527908055	RADIO RECEIVERS > 1000 MHZ	NO	26	24,432
	VENEZUELA		26	24,432
8527908075	RECEPTION APPARATUS RADIO COMMUNICATIONS,NESOI	X		4,616
	TRINIDAD @ TOBAGO			4,616
8528123000	RECEP APP FOR TV,COLOR,INC VIDEO RCRDNG/REPROD APP	NO	527	189,746
	DOMINICAN REPUBLIC		157	65,878
	JAMAICA		33	10,618
	NETHERLAND ANTIL. EXC ARUBA		136	38,100
	PANAMA		201	75,150
8528126005	03TV RCRS,CLR,W/PCTR TUBE,W/RDOBRDCST RCVRS/SND RC	NO	65	18,394
	ARUBA		26	6,374
	JAMAICA		22	7,301
	NETHERLAND ANTIL. EXC ARUBA		17	4,719
8528126040	RECEP APP FOR TV,COLOR,HAVNG A PICTURE TUBE > 52CM	NO	3,021	1,301,474
	ANTIGUA		46	20,230
	ARUBA		69	33,905
	BARBADOS		142	73,625
	DOMINICA		61	16,608
	DOMINICAN REPUBLIC		1,470	582,207
	GRENADA		8	3,360
	GUADELOUPE		14	5,500
	HAITI		147	70,325
	JAMAICA		194	101,440
	NETHERLAND ANTIL. EXC ARUBA		661	299,290
	SINGAPORE		16	3,718
	ST. LUCIA		8	3,360
	SURINAME		35	12,640
	TRINIDAD @ TOBAGO		150	75,266
8528126057	RECEPT APP FOR TV,COLOR,NESOI,WITHOUT PICTURE TUBE	NO	3	98,000
	DOMINICAN REPUBLIC		3	98,000

TABLE 5 - EXPORTS OF MERCHANDISE FROM PUERTO RICO TO FOREIGN COUNTRIES,
BY COMMODITY AND COUNTRY OF DESTINATION: FISCAL YEAR 2001

COMM CODE	DESCRIPTION AND COUNTRY	UNIT	QUANTITY	VALUE - $
8528130080	RECEPTION APPARATUS FOR TV, MONOCHROME, NESOI	NO	1	18,460
	DOMINICAN REPUBLIC		1	18,460
8528305550	VIDEO PROJECTORS, COLOR	NO	8	15,973
	ARUBA		1	5,083
	DOMINICAN REPUBLIC		6	4,000
	VENEZUELA		1	6,890
8528309000	VIDEO PROJECTORS, MONOCHROM	NO	1	4,600
	BARBADOS		1	4,600
8529102050	TELEVISION ANTENNAS, NESOI	NO	12	3,075
	NAMIBIA		12	3,075
8529102090	TELEVISION ANTENNA REFLECTORS	X		761,324
	DOMINICAN REPUBLIC			761,324
8529104000	ANTENNAS & PARTS FOR RADAR, RADIO NAVIGATIONAL AID	X		51,924
	THAILAND			51,924
8529106000	ANTENNAS & PARTS,NESOI,FOR HOG 8525 TO 8528	X		221,209
	DOMINICAN REPUBLIC			221,209
8529901000	TELEVISION TUNERS	X		137,040
	ST. LUCIA			137,040
8529903000	PARTS OF TELEVISION CAMERAS	X		7,339
	JAPAN			7,339
8529903800	PARTS,NESOI,FOR TV APPARATUS, HEADINGS 8525-8528	X		2,103,320
	DOMINICAN REPUBLIC			2,103,320
8529904720	PARTS FOR RADAR APPARATUS	X		50,340
	ANGUILLA			9,160
	INDIA			41,180
8529904740	PARTS FOR RADIO NAVIGATIONAL AID APPARATUS	X		18,757
	POLAND			5,445
	REPUBLIC OF KOREA			9,212
	VENEZUELA			4,100
8529905000	PARTS, NESOI, OF APPARATUS IN HEADINGS 8525 TO 852	X		845,423
	DOMINICAN REPUBLIC			385,060
	NETHERLAND ANTIL. EXC ARUBA			13,096
	REPUBLIC OF KOREA			401,757
	THAILAND			45,510
8530100000	ELECTRICAL SIGNALING OR TRAFFIC CONTROL EQPT RAIL	X		8,000
	DOMINICAN REPUBLIC			8,000
8530800000	ELECTRICAL SIGNALING OR TRAFFIC CONTROL EQPT,NESOI	X		24,000
	BRITISH VIRGIN ISLANDS			24,000
8530900000	PARTS FOR ELC SIGNALING, TRAFFIC, SAFETY EQUIPMNT	X		9,000
	BRITISH VIRGIN ISLANDS			9,000
8531100015	SMOKE DETECTORS, BATTERY POWERED	NO	584	5,838
	SAUDI ARABIA		584	5,838
8531100025	SMOKE DETECTORS, NESOI	NO	3	11,468
	ARUBA		3	11,468
8531100035	BURGLAR ALARMS, ELECTRIC	NO	15	38,044
	BRITISH VIRGIN ISLANDS		15	38,044
8531100045	BURGLAR OR FIRE ALARMS AND SIMILAR APPARATUS,NESOI	NO	76,352	17,718,759
	ARGENTINA		5,759	624,709
	AUSTRALIAN ISLANDS		466	263,725
	BRAZIL		18	25,352
	BRITISH VIRGIN ISLANDS		3	13,576
	DOMINICAN REPUBLIC		750	162,511
	FRANCE		25	6,310
	GERMANY		59,933	13,794,631
	HONG KONG		6,857	581,259
	JAPAN		63	392,434
	NETHERLAND ANTIL. EXC ARUBA		1	2,914
	PORTUGAL		50	15,411
	SPAIN		1,024	1,041,687
	SWITZERLAND		1,252	756,123
	TRINIDAD @ TOBAGO		1	3,154
	UNITED KINGDOM OF GT BRITAIN		110	27,763
	VENEZUELA		40	7,200
8531200020	INDICATOR PANALS INCORPORATING LCD'S	X		186,904
	ARUBA			4,500
	CANADA			182,404
8531200040	INDICATOR PANELS INCORPORATING LED'S	X		40,083

TABLE 5 - EXPORTS OF MERCHANDISE FROM PUERTO RICO TO FOREIGN COUNTRIES,
BY COMMODITY AND COUNTRY OF DESTINATION: FISCAL YEAR 2001

COMM CODE	DESCRIPTION AND COUNTRY	UNIT	QUANTITY	VALUE - $
	CANADA			40,083
8531900000	PARTS OF ELECTRIC SOUND OR VISUAL SIGNALING APRTS	X		10,244,452
	BELGIUM			119,240
	BRAZIL			161,839
	CANADA			6,931
	CHILE			320,849
	CHINA,PEOPLE'S REP.(MAINLAND)			34,121
	DOMINICA			7,303
	DOMINICAN REPUBLIC			1,970,083
	GERMANY			59,589
	IRELAND			4,845,808
	MEXICO			1,813,872
	NETHERLANDS			897,992
	TRINIDAD @ TOBAGO			6,825
8532100000	FIXED CAPACITORS, 50-60 HZ, POWER, CPCTY =>.5 KVAR	NO	9,677,298	344,443
	DOMINICA		1,211,250	21,376
	DOMINICAN REPUBLIC		8,466,048	323,067
8532210080	OTHER TANTALUM ELECTROLYTIC FIXED CAPACITORS, NESI	NO	12,684,096	2,702,691
	DOMINICAN REPUBLIC		12,684,096	2,702,691
8532220020	FIXED CAPACITORS, ALUMINUM ELECTROLYTIC =< 18 MM	NO	53,145	53,139
	DOMINICA		9,201	9,200
	DOMINICAN REPUBLIC		43,944	43,939
8532220040	FIXED CAPACITORS, ALUMINUM ELECTROLYTIC>18BUT=<35	NO	4,868,670	1,177,492
	DOMINICAN REPUBLIC		4,868,670	1,177,492
8532230060	FIXED CAPACITORS, CERAMIC, DIELECTRIC S L RADIAL L	NO	1,000,000	8,800
	DOMINICAN REPUBLIC		1,000,000	8,800
8532240020	FIXED CAPACITORS, CERAMIC, DIELECTRIC MLTLYR CHIPS	NO	2	29,323
	DOMINICAN REPUBLIC		1	3,524
	ST. LUCIA		1	25,799
8532240040	FIXED CAPACITORS, CERAMIC, DIELECTRIC MLTLR AXIAL	NO	8,968,421	614,248
	MALAYSIA		8,968,421	614,248
8532250010	FIXED CAPACITORS, PAPER, PLASTIC, AC, < 300 V	NO	119,810	456,973
	FRANCE		28	70,965
	GERMANY		119,132	350,130
	ITALY		580	29,921
	UNITED KINGDOM OF GT BRITAIN		70	5,957
8532290040	FIXED CAPACITORS, NESOI	NO	1,001,566	164,148
	DOMINICAN REPUBLIC		1,001,566	164,148
8532900000	PARTS FOR ELECTRICAL CAPACITORS	X		8,137
	INDIA			3,205
	VENEZUELA			4,932
8533100020	FIXED CARBON RESISTORS SURFACE MOUNTED FILM, >2 TM	NO	410,000	7,194
	DOMINICAN REPUBLIC		410,000	7,194
8533100042	FIXED CARBON RESISTORS SURFACE MOUNTED FILM, 2 TML	NO	5,757,219	389,286
	DOMINICAN REPUBLIC		5,757,219	389,286
8533210080	FIXED RESISTORS NESOI, =< 20W, 2 LEADS WIRE W	NO	16	12,669
	ST. LUCIA		16	12,669
8533210090	FIXED RESISTORS NESOI, =< 20W, 2 LEADS, NESOI	NO	39,390,277	160,601
	MALAYSIA		39,390,277	160,601
8533290000	FIXED RESISTORS NESOI > 20 W POWER HDLG CPCY	NO	21,157	10,303
	DOMINICAN REPUBLIC		21,157	10,303
8533390040	WIREWOUND VARIABLE RESISTORS, DIMMERS	NO	10,713,466	546,432
	GUADELOUPE		159,640	8,448
	ST.CHRISTOPHER-NEVIS		10,553,826	537,984
8533400080	VARIABLE RESISTORS, NESOI	NO	1,167,600	88,432
	BELGIUM		1,135,000	69,075
	DOMINICAN REPUBLIC		32,600	19,357
8533900000	PARTS FOR RESISTORS, RHEOSTATS, POTETIOMETERS	X		78,209
	CHINA,PEOPLE'S REP.(MAINLAND)			70,707
	DOMINICAN REPUBLIC			7,502
8534000020	PRINTED CIRCUITS OF PLASTIC/GLASS =>3 LAYERS, CNDT	NO	6,028	25,958
	DOMINICAN REPUBLIC		7	3,648
	GERMANY		21	4,610
	UNITED KINGDOM OF GT BRITAIN		6,000	17,700
8534000070	PRINTED CIRCUITS, PLASTIC IMPRG.,NOT FLEX, NESOI	NO	3,069	19,360
	ST. LUCIA		3,069	19,360
8534000080	PRINTED CIRCUITS, FLEXIBLE TYPE, NESOI	NO	34,963	17,305

TABLE 5 - EXPORTS OF MERCHANDISE FROM PUERTO RICO TO FOREIGN COUNTRIES,
BY COMMODITY AND COUNTRY OF DESTINATION: FISCAL YEAR 2001

COMM CODE	DESCRIPTION AND COUNTRY	UNIT	QUANTITY	VALUE - $
	ST. LUCIA		34,963	17,305
8534000095	PRINTED CIRCUITS, NESOI	NO	377,537	173,639
	DOMINICAN REPUBLIC		144,843	47,346
	HAITI		214,310	82,114
	MEXICO		18,382	38,389
	VENEZUELA		2	5,790
8535210000	AUTOMATIC CIRCUIT BREAKERS > 1000 V BUT < 72.5 KV	NO	888	627,148
	MEXICO		888	627,148
8535400000	LIGHTNING ARRESTERS,VOLTAGE LIMITERS,SURGE SUPPRES	X		1,581,243
	ANGUILLA			5,335
	BELGIUM			35,457
	BRAZIL			18,883
	DOMINICAN REPUBLIC			3,107
	GERMANY			105,252
	HONG KONG			544,775
	MEXICO			78,873
	NORWAY			3,614
	REP. OF SOUTH AFRICA			7,167
	REPUBLIC OF KOREA			9,645
	SINGAPORE			738,819
	THAILAND			21,420
	TURKEY			8,896
8535908060	ELECT SWITCHING & CIRCUIT PROTECTION APPRTS, NESOI	NO	398,590	293,373
	BRAZIL		10,526	3,211
	CHINA (TAIWAN)		5,082	36,914
	DOMINICAN REPUBLIC		2	16,000
	HONG KONG		182	26,547
	MALAYSIA		18,055	23,382
	MEXICO		63,885	7,982
	NEW ZEALAND ISLANDS		22	3,022
	REP. OF SOUTH AFRICA		38	2,658
	SINGAPORE		45,605	67,679
	THAILAND		255,193	105,978
8536100040	FUSES =< 1000 V, NESOI	NO	79,639	2,069,021
	DOMINICA		137	6,121
	DOMINICAN REPUBLIC		37,502	2,044,840
	MALAYSIA		42,000	18,060
8536200020	AUTOMATIC CIRCUIT BREAKERS =< 1000 V, MOLDED CASE	NO	2,568,259	23,767,599
	BRAZIL		122,818	1,209,125
	CHINA,PEOPLE'S REP.(MAINLAND)		124	19,500
	COSTA RICA		560,879	1,076,485
	DOMINICAN REPUBLIC		682,059	1,244,661
	EGYPT		24,795	281,243
	FRANCE		52,369	3,553,533
	GERMANY		246,906	10,511,577
	HONG KONG		2,949	194,754
	ITALY		30	3,163
	JORDAN		65,774	1,815,724
	REP. OF SOUTH AFRICA		284	48,510
	SAUDI ARABIA		243,360	730,740
	SINGAPORE		142	104,477
	SWITZERLAND		35	171,600
	THAILAND		341	11,251
	UNITED ARAB EMIRATES		156,940	621,380
	UNITED KINGDOM OF GT BRITAIN		23	26,784
	VENEZUELA		408,431	2,143,092
8536200040	AUTOMATIC CIRCUIT BREAKERS =< 1000 V, NESOI	NO	380,430	1,627,121
	BRAZIL		260,441	589,275
	CANADA		106	155,433
	CHINA,PEOPLE'S REP.(MAINLAND)		51	91,256
	DOMINICAN REPUBLIC		9,466	17,985
	EGYPT		4	20,788
	ISRAEL		1,021	33,028
	MEXICO		6	55,523
	PHILIPPINES		26	109,567
	REP. OF SOUTH AFRICA		79	86,099
	SINGAPORE		31	116,016

TABLE 5 - EXPORTS OF MERCHANDISE FROM PUERTO RICO TO FOREIGN COUNTRIES,
BY COMMODITY AND COUNTRY OF DESTINATION: FISCAL YEAR 2001

COMM CODE	DESCRIPTION AND COUNTRY	UNIT	QUANTITY	VALUE - $
	THAILAND		3	3,537
	UNITED ARAB EMIRATES		107,584	291,962
	UNITED KINGDOM OF GT BRITAIN		1,583	32,919
	VENEZUELA		29	23,733
8536300000	OTHER APPARATUS FOR PROTECTING ELC CRTS =< 1000 V	X		193,817
	ARUBA			5,779
	BARBADOS			3,310
	BRAZIL			5,355
	CANADA			22,723
	DOMINICAN REPUBLIC			16,911
	GUATEMALA			18,200
	PAKISTAN			31,775
	UNITED ARAB EMIRATES			86,959
	UNITED KINGDOM OF GT BRITAIN			2,805
8536410020	ELCTMCHL RLYS =< 60 V, & CNTCTS < 10 A EXCPT ASF	NO	55,384	40,430
	NETHERLANDS		55,384	40,430
8536410030	RLYS (EXCPT ELCTMCHL & ASF) =< 60V, & CNTCTS < 10A	NO	550	7,869
	INDIA		550	7,869
8536410045	CONTACTORS, =<60 V, CNTCTS =>10 A, EXCPT ASF	NO	145	14,035
	BRAZIL		5	2,533
	VENEZUELA		140	11,502
8536410060	RELAYS FOR PROTECTING ELECTRICAL CIRCUITS, =< 60 V	NO	1,220	56,965
	ARUBA		572	3,516
	BRAZIL		314	3,083
	CANADA		48	7,013
	EL SALVADOR		190	2,908
	REP. OF SOUTH AFRICA		1	4,757
	VENEZUELA		95	35,688
8536490050	RELAYS > 60 V, & CONTACTS < 10 A ELCTMCHL	NO	18,302	315,662
	SPAIN		18,302	315,662
8536490065	RELAYS > 60 V, CONTACTORS	NO	7,173	69,577
	BRAZIL		1,679	12,147
	COSTA RICA		420	3,890
	UNITED KINGDOM OF GT BRITAIN		3,537	28,969
	VENEZUELA		1,537	24,571
8536490075	RELAYS > 60 V, ELECTROMECHANICAL	NO	14,636	237,081
	BRAZIL		225	5,591
	CHINA,PEOPLE'S REP.(MAINLAND)		2	22,030
	SPAIN		14,409	209,460
8536490080	RELAYS > 60 V, NESOI	NO	10,053	434,655
	BRAZIL		1,473	42,391
	CHINA,PEOPLE'S REP.(MAINLAND)		112	4,524
	DOMINICAN REPUBLIC		234	5,825
	MEXICO		3	13,051
	REP. OF SOUTH AFRICA		132	3,279
	REPUBLIC OF KOREA		1	15,945
	SAUDI ARABIA		9	7,431
	SINGAPORE		57	15,561
	SPAIN		8,020	322,281
	UNITED ARAB EMIRATES		12	4,367
8536504000	MOTOR STARTERS	NO	1,101	88,403
	COSTA RICA		286	10,478
	DOMINICAN REPUBLIC		105	15,000
	FRANCE		660	36,386
	VENEZUELA		50	26,539
8536507000	ELECTRNC AC SWTCH OPTICALLY COUPLD INPT/OUTPT CRCT	NO	2,904	25,862
	BRAZIL		2,901	23,065
	UNITED KINGDOM OF GT BRITAIN		3	2,797
8536509035	SWITCHES, PUSH-BUTTON, RATED AT OVER 5 A	NO	3,037	18,325
	BRAZIL		2,978	8,487
	CANADA		59	9,838
8536509055	SWITCHES, LIMIT, NESOI, VOLTAGE NOT OVER 1000 V	NO	39,937	152,134
	ST.CHRISTOPHER-NEVIS		39,937	152,134
8536509065	OTHER SWITCHES, VOLTAGE NOT EXCEEDING 1000V, NESOI	NO	2,518	41,297
	BRAZIL		120	3,600
	CANADA		133	22,305
	CHINA,PEOPLE'S REP.(MAINLAND)		60	3,082

TABLE 5 - EXPORTS OF MERCHANDISE FROM PUERTO RICO TO FOREIGN COUNTRIES,
BY COMMODITY AND COUNTRY OF DESTINATION: FISCAL YEAR 2001

COMM CODE	DESCRIPTION AND COUNTRY	UNIT	QUANTITY	VALUE - $
	DOMINICAN REPUBLIC		1	5,000
	SAUDI ARABIA		2,202	3,412
	SINGAPORE		2	3,898
8536694010	ELECTRICAL CONNECTORS, COAXIAL TYPE, <= 1,000 V	NO	7,367,458	9,557,457
	AUSTRALIAN ISLANDS		4,160	13,442
	CANADA		3,154	15,862
	CHINA,PEOPLE'S REP.(MAINLAND)		36,230	29,954
	DENMARK		2,000	2,527
	DOMINICAN REPUBLIC		6,778,339	7,858,137
	GERMANY		19,495	86,929
	HONG KONG		7,651	32,382
	HUNGARY		765	10,534
	IRELAND		18,724	114,984
	ISRAEL		14,002	18,400
	ITALY		81,987	342,290
	JAPAN		3,520	12,013
	MALAYSIA		628	3,780
	NETHERLANDS		91,038	198,410
	NORWAY		6,500	40,040
	SINGAPORE		3,022	10,396
	SPAIN		873	11,410
	ST.CHRISTOPHER-NEVIS		1	2,935
	SWEDEN		68,313	181,824
	SWITZERLAND		74,211	112,673
	UNITED KINGDOM OF GT BRITAIN		152,845	458,535
8536694040	ELECTRICAL CONNECTORS, PRNTED CRCT TYPE <=1,000 V	NO	194,522	163,669
	CANADA		74,013	107,600
	ISRAEL		115	3,841
	MALAYSIA		117,308	33,564
	MEXICO		45	10,338
	SINGAPORE		3,012	4,366
	THAILAND		29	3,960
8536695050	ELECTRICAL CONNECTORS, FOR VOLTAGE<=1,000 V, NESOI	X		3,375,366
	BELGIUM			182,363
	CANADA			187,207
	DOMINICAN REPUBLIC			2,141,237
	FRANCE			124,972
	GERMANY			49,470
	INDIA			17,465
	IRELAND			112,993
	ISRAEL			36,000
	ITALY			87,063
	JAPAN			31,547
	NETHERLAND ANTIL. EXC ARUBA			3,211
	NETHERLANDS			3,320
	PANAMA			33,880
	SINGAPORE			10,954
	SWEDEN			156,023
	SWITZERLAND			3,400
	UNITED ARAB EMIRATES			2,970
	UNITED KINGDOM OF GT BRITAIN			191,291
8536904000	TERMINALS,ELECTR SPLICES & COUPLINGS,WAFER PROBERS	X		1,965,779
	ANGUILLA			7,000
	BELGIUM			5,382
	CANADA			938,063
	DOMINICA			103,130
	DOMINICAN REPUBLIC			904,204
	INDIA			8,000
8536908010	ELECTRICAL DISTRIBUTION DUCTS, <= 1,000 V	X		5,195
	DOMINICAN REPUBLIC			5,195
8536908030	ELECTRICAL JUNCTION BOXES NOT EXCEEDING 1,000 V	NO	80	24,300
	DOMINICAN REPUBLIC		80	24,300
8536908085	ELECT APPARATUS FOR SWTCH & PROTECT CIRCUITS NESOI	X		16,550,677
	AUSTRALIAN ISLANDS			225,983
	CANADA			386,314
	CROATIA			3,000
	DOMINICAN REPUBLIC			15,395,064

TABLE 5 - EXPORTS OF MERCHANDISE FROM PUERTO RICO TO FOREIGN COUNTRIES,
BY COMMODITY AND COUNTRY OF DESTINATION: FISCAL YEAR 2001

COMM CODE	DESCRIPTION AND COUNTRY	UNIT	QUANTITY	VALUE - $
	GERMANY			7,797
	JAPAN			13,930
	MALAYSIA			5,463
	MICRONESIA			28,533
	NETHERLANDS			88,892
	SINGAPORE			151,558
	SPAIN			244,143
8537109020	SWITCHGEAR ASSEMBLIES AND SWITCHBOARDS =< 1000 V	NO	307	193,774
	BRAZIL		229	171,574
	DOMINICAN REPUBLIC		74	11,000
	ISRAEL		2	4,000
	SAUDI ARABIA		2	7,200
8537109050	ELECTRICAL PANEL & DISTRIBUTION BOARDS =< 1000 V	NO	5,866	338,944
	ANTIGUA		1	5,700
	CANADA		1	57,203
	DOMINICAN REPUBLIC		5,864	276,041
8537109060	PROGRAMABLE CONTROLLERS	NO	57	731,489
	ARUBA		12	3,030
	CANADA		41	596,946
	HONG KONG		2	129,000
	TRINIDAD @ TOBAGO		2	2,513
8537109070	ELECT APPARATUS EQP WITH APTS FRM HD 8535&36,NESOI	NO	558	3,806,837
	CANADA		556	3,760,337
	DOMINICAN REPUBLIC		1	22,354
	GERMANY		1	24,146
8537200040	ELECTRICAL APPARATUS EQP WITH APTS FM HD 8535&36	NO	337	1,361,263
	CANADA		337	1,361,263
8538100000	BOARDS, PANELS, CONSOLES ETC OF 8537 LESS APTS	X		622,443
	DOMINICA			13,027
	DOMINICAN REPUBLIC			603,980
	TRINIDAD @ TOBAGO			5,436
8538907020	PARTS OF AUTO CIR BREAKERS FOR HEAD 8535/8536/8537	X		63,469,105
	ARUBA			7,283
	BRAZIL			353,190
	CHINA,PEOPLE'S REP.(MAINLAND)			477,325
	DOMINICAN REPUBLIC			61,219,792
	FRANCE			844,742
	GERMANY			46,061
	ITALY			2,802
	JORDAN			18,400
	MEXICO			6,992
	POLAND			428,019
	REP. OF SOUTH AFRICA			4,884
	SAUDI ARABIA			23,200
	UNITED ARAB EMIRATES			17,400
	UNITED KINGDOM OF GT BRITAIN			11,793
	VENEZUELA			7,222
8538907060	PARTS NESOI OF SWITCHGEAR, FOR HD 8535, 8536, 8537	X		1,950,488
	DOMINICAN REPUBLIC			1,945,088
	SWITZERLAND			5,400
8538907080	PRTS SUITBL FOR USE W/APTS IN 8535,8536,8537,NESOI	X		4,019,197
	BELGIUM			215,717
	BRAZIL			564,040
	CANADA			21,205
	CHINA,PEOPLE'S REP.(MAINLAND)			6,502
	DOMINICA			48,370
	DOMINICAN REPUBLIC			2,446,087
	FRANCE			219,055
	GERMANY			74,287
	HONG KONG			25,615
	IRELAND			12,629
	ITALY			79,802
	JAPAN			37,797
	JORDAN			10,698
	PHILIPPINES			3,933
	REP. OF SOUTH AFRICA			11,300
	SINGAPORE			24,955

TABLE 5 - EXPORTS OF MERCHANDISE FROM PUERTO RICO TO FOREIGN COUNTRIES,
BY COMMODITY AND COUNTRY OF DESTINATION: FISCAL YEAR 2001

COMM CODE	DESCRIPTION AND COUNTRY	UNIT	QUANTITY	VALUE - $
	SWEDEN			69,732
	UNITED KINGDOM OF GT BRITAIN			134,739
	VENEZUELA			12,734
8539100040	SEALED BEAM LAMP UNITS =>15.24 CM	NO	1,425	58,513
	DOMINICAN REPUBLIC		1,425	58,513
8539212000	TUNGSTEN HALOGEN FILAMENT LAMPS =< 100 V	NO	840	8,157
	GERMANY		3	5,649
	NICARAGUA		837	2,508
8539214080	TUNGSTEN HALOGEN FILAMENT LAMPS > 100 V, & >= 500W	NO	726	5,172
	JAMAICA		726	5,172
8539410000	ARC LAMPS	NO	98	3,133
	NAMIBIA		98	3,133
8539900000	PARTS FOR ELECTRIC FILAMENT OR DISCHARGE LAMPS	X		2,106,018
	AUSTRALIAN ISLANDS			17,898
	BELGIUM			3,246
	BRAZIL			453,556
	COLOMBIA			165,758
	DOMINICAN REPUBLIC			29,259
	ECUADOR			190,804
	GERMANY			755,232
	HUNGARY			31,186
	INDONESIA			89,659
	JAPAN			136,541
	MEXICO			208,728
	NAMIBIA			9,938
	SLOVAK REPUBLIC(SLOVAKIA)			10,572
	VENEZUELA			3,641
8540110070	CATHODE-RAY TV TUBES > 50 CM DGNL & <= 67 CM	NO	50	14,741
	NAMIBIA		50	14,741
8540202000	CATHODE RAY TV & OTHER PHOTOCATHODE TUBES	NO	2	4,260
	ISRAEL		2	4,260
8540400000	DATA/GRAPHIC DISPLAY TUBES,COLOR, W/ PITCH < 0.4 M	NO	48	30,200
	HAITI		48	30,200
8540890080	OTHER THERMIONIC, COLD CATHODE OR PHOTOCATHODE TB	NO	40,001	138,500
	MEXICO		1	18,000
	PHILIPPINES		40,000	120,500
8540990000	PARTS, NESOI, FOR ELECTRON TUBES	X		165,136
	AUSTRALIAN ISLANDS			98,952
	BARBADOS			17,784
	GERMANY			35,500
	SINGAPORE			12,900
8541100050	ZENER DIODES	NO	1	15,640
	DOMINICAN REPUBLIC		1	15,640
8541100060	MICROWAVE DIODES	NO	2,500	3,075
	UNITED KINGDOM OF GT BRITAIN		2,500	3,075
8541100080	SEMICONDUCTOR DIODES NOT PHOTOSENSITVE > 0.5 A	NO	739,858	359,333
	DOMINICAN REPUBLIC		27,050	17,186
	IRELAND		712,808	342,147
8541210040	CHIPS & WAFERS F TRANSISTORS EX PHOTO, < 1 W	NO	348,001	348,000
	MALAYSIA		348,001	348,000
8541210080	TRANSISTORS OTHER THAN PHOTOSENSITIVE, < 1 W	NO	3,840	9,584
	DOMINICAN REPUBLIC		3,840	9,584
8541290080	TRANSISTORS OTHER THAN PHOTOSENSITIVE => 1 W	NO	3,190	3,866
	INDIA		3,190	3,866
8541402000	PHOTOSENSITIVE SEMICONDUCTOR DEVICES, LED'S	NO	254,763	147,385
	DOMINICAN REPUBLIC		245,763	142,885
	MALAYSIA		9,000	4,500
8541406010	CHIPS,DICE & WAFERS FOR PHOTOSENSITIVE DIODES	NO	1	5,085
	VENEZUELA		1	5,085
8541406020	SOLAR CELLS IN MODULES OR PANELS	NO	45	4,275
	DOMINICAN REPUBLIC		45	4,275
8541406050	PHOTOSENSITIVE DIODES,NESOI	NO	19,112	100,585
	DOMINICAN REPUBLIC		19,111	95,120
	ISRAEL		1	5,465
8541407080	PHOTOSENSITIVE TRANSISTORS	NO	2,020,827	1,166,752
	DOMINICAN REPUBLIC		2,020,827	1,166,752
8541409500	PHOTOSENSITIVE SEMICONDUCTOR DEVICES, NESOI	NO	340,917	188,042

TABLE 5 - EXPORTS OF MERCHANDISE FROM PUERTO RICO TO FOREIGN COUNTRIES,
BY COMMODITY AND COUNTRY OF DESTINATION: FISCAL YEAR 2001

COMM CODE	DESCRIPTION AND COUNTRY	UNIT	QUANTITY	VALUE - $
	DOMINICAN REPUBLIC		340,917	188,042
8541600080	MOUNTED PIEZOELECTRIC CRYSTALS, EXCEPT QUARTZ	NO	17,000	6,690
	MALAYSIA		17,000	6,690
8541900000	PARTS FOR DIODES, TRANSISTORS & SMLR SEMICONDUCTRS	X		1,756,827
	DOMINICAN REPUBLIC			1,741,332
	VENEZUELA			15,495
8542120000	CARDS INCORP. ELEC. INTEGRATED CRCT (SMART CARDS)	NO	41,245	196,660
	DOMINICAN REPUBLIC		1	12,000
	GRENADA		1	12,227
	JAPAN		41,237	117,523
	ST.CHRISTOPHER-NEVIS		3	3,098
	TRINIDAD @ TOBAGO		2	46,812
	VENEZUELA		1	5,000
8542138005	UN,CHPS,DCE,WFRS DGTL MNLTHC INTGRT CRTS,SLCN(MOS)	NO	1	7,747
	DOMINICAN REPUBLIC		1	7,747
8542138044	MONOLITHIC INTEGRATED CRCT MOS SRAM > 300,000 BITS	NO	1	2,700
	UNITED KINGDOM OF GT BRITAIN		1	2,700
8542138056	MONOLITHIC INTEGRATED CIRCUITS, DIGITAL, (EEPROM)	NO	21,574	28,000
	ISRAEL		574	22,960
	PHILIPPINES		21,000	5,040
8542138061	MONOLITHIC INTEGRATED CIRCUITS, DIGITAL, (EPROM)	NO	12,906	74,988
	PHILIPPINES		12,906	74,988
8542138065	MONOLITHIC INTEGRATED CIRCUITS DIGITAL MOS NESOI	NO	59,616	180,774
	BRITISH VIRGIN ISLANDS		59,616	180,774
8542138068	MICROPROCESSORS, MOS, DGTL, SLCN,>=32 BIT BUS	NO	1	4,493
	TRINIDAD @ TOBAGO		1	4,493
8542138072	MONOLITHIC INTEGRATED CIRCUITS DIGITAL (MOS) NESOI	NO	2,340,676	2,376,610
	BRITISH VIRGIN ISLANDS		2	2,568
	GUADELOUPE		110	5,120
	MALAYSIA		2,340,559	2,365,477
	NETHERLAND ANTIL. EXC ARUBA		5	3,445
8542138092	MNLITHIC I/C'S DGTL, MEMORY, EXC SLCON, MOS, NESOI	NO	1	3,300
	ANGUILLA		1	3,300
8542148017	MNLTHC INTGRTD CRCTS,SLCN,DGTL,BPR,EX MEM, NESOI	NO	49,502	25,601
	DOMINICA		49,000	10,290
	ISRAEL		500	6,780
	ST.CHRISTOPHER-NEVIS		1	3,392
	VENEZUELA		1	5,139
8542198079	MNLTHC I/C'S DGTL, SLCN, OTHER THAN BiCMOS, NESOI	NO	211,037	543,126
	INDIA		4,570	18,462
	JAPAN		148,239	422,335
	PHILIPPINES		58,228	102,329
8542198096	MNLTHC I/C'S DGTL, EXC MMRY OR SLCN, BiMOS, NESOI	NO	2,000	563,695
	CANADA		2,000	563,695
8542300065	MONOLITHIC IC NESOI, FREQUENCY < 100 MHZ, ANALOG	NO	58,465	197,315
	JAPAN		100	7,500
	PHILIPPINES		58,365	189,815
8542300090	MONOLITHIC IC NESOI,FREQ < 100MHZ, MIX SIGNL,NESOI	NO	6,439	3,219
	JAPAN		6,439	3,219
8542500000	ELECTRONIC MICROASSEMBLIES	NO	11,119	93,123
	ARGENTINA		1	37,345
	COSTA RICA		450	3,532
	HONDURAS		2	11,003
	MEXICO		10,664	24,527
	NETHERLAND ANTIL. EXC ARUBA		1	13,946
	NICARAGUA		1	2,770
8542900000	ELECTRONIC INTEGRATED CIRCUITS AND MCRSSMBLS PARTS	X		1,476,859
	COSTA RICA			10,400
	DOMINICAN REPUBLIC			275,374
	JAPAN			1,042,216
	NETHERLAND ANTIL. EXC ARUBA			6,315
	PANAMA			70,000
	SINGAPORE			30,157
	ST. LUCIA			4,957
	VENEZUELA			37,440
8543190000	PARTICLE ACCELERATORS, NESOI	NO	1	49,376
	DENMARK		1	49,376

TABLE 5 - EXPORTS OF MERCHANDISE FROM PUERTO RICO TO FOREIGN COUNTRIES,
BY COMMODITY AND COUNTRY OF DESTINATION: FISCAL YEAR 2001

COMM CODE	DESCRIPTION AND COUNTRY	UNIT	QUANTITY	VALUE - $
8543300000	ELECTROPLATING, ELECTROPHORESIS AND ELECTROLYSIS M	X		64,017
	DOMINICAN REPUBLIC			64,017
8543894000	ELECTRIC SYNCHROS & TRANSDUCERS,FLIGHT DATA RECORD	X		172,774
	DOMINICA			84,526
	DOMINICAN REPUBLIC			84,936
	TRINIDAD @ TOBAGO			3,312
8543897000	ELECTRIC LUMINESCENT LAMPS	NO	1,735	20,985
	ST.CHRISTOPHER-NEVIS		1,735	20,985
8543899660	AMPLFIERS, NESOI	NO	218	124,604
	BARBADOS		40	5,034
	BRAZIL		10	9,900
	INDIA		159	84,648
	MALAYSIA		5	17,820
	REPUBLIC OF KOREA		4	7,202
8543908040	PARTS FOR PARTICLE ACCELERATORS	X		69,397
	DENMARK			54,197
	DOMINICAN REPUBLIC			15,200
8543909500	PARTS,NESOI,FOR ELECTRICAL MACHINES,NESOI	X		1,207,676
	DOMINICAN REPUBLIC			1,207,676
8544110020	INSULATED WINDING WIRE, COPPER,33AWG(.18 MM)&FINER	KG	20,062	121,477
	DOMINICAN REPUBLIC		19,849	75,215
	ST.CHRISTOPHER-NEVIS		213	46,262
8544110050	OTHER INSULATED WINDING WIRE MADE OF COPPER	KG	10,404	39,585
	BARBADOS		10	3,000
	DOMINICAN REPUBLIC		10,348	33,402
	ST.CHRISTOPHER-NEVIS		46	3,183
8544190000	INSULATED WINDING WIRE, NESOI	KG	3,501	76,179
	DOMINICAN REPUBLIC		3,440	68,804
	ST.CHRISTOPHER-NEVIS		61	7,375
8544200000	INSULATED COAXIAL CABLE AND COAXIAL ELECTRICAL CDT	KG	2,365	226,457
	DOMINICAN REPUBLIC		1,057	138,541
	FRANCE		111	10,130
	GERMANY		7	3,576
	GUADELOUPE		6	4,000
	HUNGARY		495	5,875
	NETHERLAND ANTIL. EXC ARUBA		43	6,432
	THAILAND		590	23,160
	UNITED KINGDOM OF GT BRITAIN		56	34,743
8544300000	INSULATED WIRING SETS FOR VEHICLES SHIPS AIRCRAFT	X		248,010
	CHILE			31,287
	COSTA RICA			49,385
	DOMINICAN REPUBLIC			25,000
	GUATEMALA			142,338
8544410000	INSULATED ELECTRIC CONDUCTORS =< 80 V WITH CNTRS	X		291,121
	CHILE			36,891
	DOMINICAN REPUBLIC			38,082
	GUATEMALA			56,398
	KAZAKHSTAN			156,650
	VENEZUELA			3,100
8544490000	INSULATED ELECTRIC CONDUCTORS =< 80 V NESOI	KG	77,475	224,111
	MEXICO		76,547	181,036
	SINGAPORE		464	26,472
	UNITED KINGDOM OF GT BRITAIN		464	16,603
8544510000	ELECTRICAL CONDUCTORS > 80 BUT =< 1000V W CNCTRS	X		236,406
	DOMINICAN REPUBLIC			211,401
	MALAYSIA			25,005
8544594000	INSULATED ELECTRIC CONDUCTORS >80 BUT =<1000 NESOI	KG	14,674	48,268
	CANADA		596	3,780
	DOMINICAN REPUBLIC		291	20,440
	JAMAICA		13,787	24,048
8544606000	INSULATED ELECTRIC CONDUCTORS > 1000 V, NESOI	KG	48,345	237,992
	DOMINICAN REPUBLIC		26,569	163,573
	JAPAN		4	14,419
	PANAMA		21,772	60,000
8544700000	INSULATED OPTICAL FIBER CABLES WITH INDVULY SH FBR	FBM	994,856	521,452
	BELGIUM		312,761	170,507
	FRANCE		132,352	71,869

TABLE 5 - EXPORTS OF MERCHANDISE FROM PUERTO RICO TO FOREIGN COUNTRIES,
BY COMMODITY AND COUNTRY OF DESTINATION: FISCAL YEAR 2001

COMM CODE	DESCRIPTION AND COUNTRY	UNIT	QUANTITY	VALUE - $
	GERMANY		7,555	3,777
	ITALY		100,163	50,080
	SINGAPORE		24,481	12,240
	SWEDEN		211,469	105,730
	UNITED KINGDOM OF GT BRITAIN		206,075	107,249
8545900000	ELECTRICAL CARBON OR GRAPHITE ARTICLES,NESOI	KG	45,435	200,013
	DOMINICAN REPUBLIC		45,435	200,013
8546200060	ELECTRICAL INSULATORS, CERAMIC, NESOI, HGH-V, L-FY	NO	8,200	55,958
	DOMINICAN REPUBLIC		8,200	55,958
8546200090	ELECTRICAL INSULATORS, CERAMIC, NSPF.	NO	19,198	241,735
	DOMINICAN REPUBLIC		16,198	238,885
	INDIA		3,000	2,850
8546900000	ELECTRICAL INSULATORS, NESOI	NO	236,333	62,248
	DOMINICAN REPUBLIC		226,006	32,777
	ST.CHRISTOPHER-NEVIS		10,327	29,471
8547100000	INSULATING FITTINGS OF CERAMICS FOR ELECTRICAL MCH	NO	9,933	114,542
	GERMANY		9,359	92,468
	TRINIDAD @ TOBAGO		574	22,074
8547200000	INSULATING FITTINGS FOR MACHINES MADE OF PLASTIC	NO	2,056	18,844
	DOMINICAN REPUBLIC		47	4,043
	UNITED KINGDOM OF GT BRITAIN		2,009	14,801
8548100540	SPENT LEAD-ACID STRGE BATTERIES FOR RECVRY OF LEAD	NO	186	31,458
	DOMINICAN REPUBLIC		186	31,458
8548900000	ELECTRICAL PARTS OF MACHINERY NESOI IN CHAPTER 85	X		3,378,975
	AUSTRALIAN ISLANDS			129,659
	BRITISH VIRGIN ISLANDS			8,730
	COSTA RICA			45,000
	DOMINICAN REPUBLIC			2,835,076
	EL SALVADOR			6,400
	GUATEMALA			163,750
	HONG KONG			53,401
	IRELAND			4,654
	ISRAEL			40,820
	MEXICO			3,427
	NETHERLAND ANTIL. EXC ARUBA			4,979
	PANAMA			64,646
	SINGAPORE			18,433
	VEHICLES,AIRCRAFT,VESSELS AND ASSOCIATED TRANSPORT EQUIPMENT	TOTAL		29,944,127
	RAILWAY OR TRAMWAY LOCOMOTIVES, ROLLING STOCK AND PARTS THEREOF; RAILWAY OR TRAMWAY TRACK FIXTURES AND FITTINGS AND PARTS THEREOF; MECHANICAL(INCLUDING ELECTROMECHANICAL) TRAFFIC SIGNALING EQUIPMENT OF ALL KINDS	TOTAL		6,327
8607215000	AIR BRAKES & PARTS FOR RAILWAY VEHICLES, NESOI	X		2,727
	ITALY			2,727
8607305000	HOOKS + BUFFERS (NOT FOR HDG 8605 OR 8606), NESOI	X		3,600
	TURKS @ CAICOS ISLANDS			3,600
	VEHICLES,OTHER THAN RAILWAY OR TRAMWAY ROLLING STOCK,AND PARTS AND ACCESSORIES THEREOF	TOTAL		21,600,553
8701200045	TRACTORS,ROAD,SEMI-TRL,GVW >=36,287 KG, GAS OR DSL	NO	2	188,123
	NETHERLAND ANTIL. EXC ARUBA		2	188,123
8701200080	ROAD TRACTORS, SEMI-TRAILER, USED, GAS OR DIESEL	NO	1	4,500
	DOMINICAN REPUBLIC		1	4,500
8701300090	TRACK-LAYING TRACTORS,USED,OTHR THN 8709	NO	1	45,000
	BRITISH VIRGIN ISLANDS		1	45,000
8701901070	TRCTS,AGRL USE, NEW,EXC TRACK-LAYING AND PTO TYPE	NO	3	192,796
	DOMINICAN REPUBLIC		1	8,900
	FRENCH GUIANA		1	125,000

TABLE 5 - EXPORTS OF MERCHANDISE FROM PUERTO RICO TO FOREIGN COUNTRIES,
BY COMMODITY AND COUNTRY OF DESTINATION: FISCAL YEAR 2001

COMM CODE	DESCRIPTION AND COUNTRY	UNIT	QUANTITY	VALUE - $
	GUADELOUPE		1	58,896
8701901090	TRCTS,AGRL USE, USED, EXC TRACK-LAYING TYPE	NO	2	33,000
	ARUBA		1	13,000
	DOMINICAN REPUBLIC		1	20,000
8701905025	TRCTS, WTH NT ENG PWR OF 373 KW OR MORE, NESOI	NO	1	142,000
	ANGUILLA		1	142,000
8703105030	MOTORIZED GOLF CARTS FOR THE TRANSPORT OF PERSONS	NO	9	28,190
	BARBADOS		5	10,000
	BRITISH VIRGIN ISLANDS		2	14,690
	ST.CHRISTOPHER-NEVIS		2	3,500
8703105060	VEH FOR TRANSPORT OF PERSONS,EXC SNOW & GOLF CARTS	NO	10	95,500
	DOMINICAN REPUBLIC		8	31,500
	GERMANY		1	52,000
	UNITED ARAB EMIRATES		1	12,000
8703210000	PASS MTR VEH, SPARK IGN ENG, NOT OV 1,000 CC	NO	8	55,920
	COSTA RICA		3	14,420
	MEXICO		1	9,000
	NETHERLAND ANTIL. EXC ARUBA		1	7,500
	PANAMA		1	6,000
	ST.CHRISTOPHER-NEVIS		1	3,000
	VENEZUELA		1	16,000
8703220000	PASS MTR VEH,SPARK IGN ENG, >1000CC BUT =<1500CC	NO	38	393,791
	BAHAMAS		27	282,393
	DOMINICAN REPUBLIC		1	4,500
	NETHERLAND ANTIL. EXC ARUBA		10	106,898
8703230010	MOTOR HOMES,SPK.IGN.NEW,>=1500CC AND <=3000CC DSPL	NO	9	87,700
	BRITISH VIRGIN ISLANDS		9	87,700
8703230020	VEHICLES,NESOI,NEW,ENG EXC 1,500,EXC 3,000CC<=4CYL	NO	188	2,729,225
	BAHAMAS		97	1,139,937
	BELIZE		5	125,418
	BRITISH VIRGIN ISLANDS		36	461,561
	DOMINICAN REPUBLIC		34	832,026
	GUADELOUPE		12	133,120
	NETHERLAND ANTIL. EXC ARUBA		4	37,163
8703230060	VEHICLES,NESOI,NEW,ENG EXC >1500<=3000CC,>4<= 6CYL	NO	426	7,703,784
	ANTIGUA		3	42,441
	ARUBA		1	29,177
	BAHAMAS		11	184,585
	BELIZE		7	125,126
	BRITISH VIRGIN ISLANDS		40	846,537
	DOMINICAN REPUBLIC		296	5,268,903
	GERMANY		1	20,000
	GUADELOUPE		24	493,525
	NETHERLAND ANTIL. EXC ARUBA		40	639,260
	PHILIPPINES		2	41,030
	ST.CHRISTOPHER-NEVIS		1	13,200
8703230090	VEHICLES,NESOI,USED,ENG EXC 1500,NOT EXC 3000 CC	NO	109	1,303,353
	ANTIGUA		2	29,800
	ARUBA		3	11,000
	BARBADOS		3	15,000
	BELGIUM		2	18,479
	BRITISH VIRGIN ISLANDS		27	321,076
	DOMINICAN REPUBLIC		37	434,119
	GERMANY		3	80,400
	GUADELOUPE		3	51,825
	NETHERLAND ANTIL. EXC ARUBA		10	135,802
	PANAMA		5	119,652
	PHILIPPINES		2	9,875
	ST. LUCIA		3	13,750
	ST.CHRISTOPHER-NEVIS		3	19,950
	ST.VINCENT @ THE GRENADINES		2	20,000
	TRINIDAD @ TOBAGO		1	7,625
	VENEZUELA		3	15,000
8703240060	PASS VEH,SPARK IGN,NESOI,NEW,>=3000 CC, 6CYL	NO	14	335,182
	ARUBA		1	29,177
	BRAZIL		1	42,293
	BRITISH VIRGIN ISLANDS		2	48,470

TABLE 5 - EXPORTS OF MERCHANDISE FROM PUERTO RICO TO FOREIGN COUNTRIES,
BY COMMODITY AND COUNTRY OF DESTINATION: FISCAL YEAR 2001

COMM CODE	DESCRIPTION AND COUNTRY	UNIT	QUANTITY	VALUE - $
	DOMINICAN REPUBLIC		1	24,442
	HONDURAS		1	21,000
	NETHERLAND ANTIL. EXC ARUBA		6	116,000
	VENEZUELA		2	53,800
8703240075	PASS VEH,SPARK IGN,NESOI,NEW, >3000 CC & >6CYLINDR	NO	7	273,000
	GABON		7	273,000
8703240090	PASS MTR VEH, SPARK IGN, OVER 3000 CC, USED	NO	30	466,394
	BRITISH VIRGIN ISLANDS		7	92,930
	DOMINICAN REPUBLIC		20	235,252
	NETHERLAND ANTIL. EXC ARUBA		1	8,000
	ST.CHRISTOPHER-NEVIS		2	130,212
8703310000	PASS MTR VEH, DIESEL ENG, NOT OV 1500 CC	NO	1	23,970
	SPAIN		1	23,970
8703320010	PASS VEH, DIESEL ENG, OV 1500 BT NT OV 2500 CC,NEW	NO	1	21,000
	NETHERLAND ANTIL. EXC ARUBA		1	21,000
8703320050	PASS VEH,DIESEL ENG, OV 1500 BT NT OV 2500 CC,USED	NO	32	454,168
	COSTA RICA		3	28,000
	DOMINICAN REPUBLIC		3	183,000
	GERMANY		2	10,000
	NETHERLAND ANTIL. EXC ARUBA		22	202,000
	PANAMA		2	31,168
8703330045	PASS MTR VEH, DIESEL ENG, OVER 2500 CC, NEW	NO	2	54,216
	ARUBA		2	54,216
8703330085	PASS MTR VEH, DIESEL ENG, OVER 2500 CC, USED	NO	186	1,854,652
	ANGUILLA		14	263,054
	BRITISH VIRGIN ISLANDS		101	1,021,927
	DOMINICAN REPUBLIC		29	190,142
	GUADELOUPE		37	293,625
	NETHERLAND ANTIL. EXC ARUBA		5	85,904
8703900000	PASSENGER MOTOR VEHICLES, NESOI	NO	16	367,977
	DOMINICAN REPUBLIC		12	202,000
	NETHERLAND ANTIL. EXC ARUBA		2	110,855
	NETHERLANDS		1	25,000
	REP. OF SOUTH AFRICA		1	30,122
8704105030	MOTR VEH,REAR DUMP =>40.8 BUT <63.5 METRIC TONS	NO	6	40,000
	ANGUILLA		1	25,000
	GUADELOUPE		5	15,000
8704210000	TRUCKS, NESOI, DIESEL ENG, GVW 5 METRIC TONS & UND	NO	1	5,000
	BRITISH VIRGIN ISLANDS		1	5,000
8704225010	TRUCK, DIESEL ENG, GVW >5 BUT =<9 M TONS	NO	2	42,000
	DOMINICAN REPUBLIC		2	42,000
8704225090	TRUCK, DIESEL ENG, GVW >15 BUT =<20 METRIC TONS	NO	1	50,000
	BRITISH VIRGIN ISLANDS		1	50,000
8704310020	TRUCK, SPRK IGN ENG, GVW =< 2.5 METRIC TONS	NO	35	394,260
	BRITISH VIRGIN ISLANDS		2	19,698
	DOMINICAN REPUBLIC		17	185,606
	NETHERLAND ANTIL. EXC ARUBA		16	188,956
8704900000	TRUCKS, NESOI	NO	91	1,481,770
	CHINA,PEOPLE'S REP.(MAINLAND)		90	1,463,970
	DOMINICAN REPUBLIC		1	17,800
8705100050	MOBILE CRANES, NESOI	NO	2	320,000
	DOMINICAN REPUBLIC		2	320,000
8705400000	CONCRETE MIXERS, SPECIAL PURPOSE VEHICLE	NO	1	3,950
	BRITISH VIRGIN ISLANDS		1	3,950
8705900000	SPECIAL PURPOSE VEHICLES, NESOI	NO	5	111,200
	BRITISH VIRGIN ISLANDS		1	26,900
	DOMINICAN REPUBLIC		2	26,800
	HAITI		2	57,500
8706001060	CHASSIS FITTED WITH ENGINES FOR VEH OF HEAD 8704	NO	1	3,300
	ST.CHRISTOPHER-NEVIS		1	3,300
8707100020	BODIES FOR PASSENGER AUTOS OF HEADING 8703	NO	308	154,117
	CHILE		9	4,429
	GUATEMALA		299	149,688
8707100040	BODIES FOR VEHILES, NESOI, OF HEADING 8703	NO	4	25,000
	GUADELOUPE		4	25,000
8707905020	BODIES FOR VEHICLES OF SUBHDG 8701.20	NO	2	3,600
	BRITISH VIRGIN ISLANDS		2	3,600

TABLE 5 - EXPORTS OF MERCHANDISE FROM PUERTO RICO TO FOREIGN COUNTRIES,
BY COMMODITY AND COUNTRY OF DESTINATION: FISCAL YEAR 2001

COMM CODE	DESCRIPTION AND COUNTRY	UNIT	QUANTITY	VALUE - $
8707905060	BODIES FOR VEHICLES OF HEADING 8704	NO	1	18,774
	ANGUILLA		1	18,774
8708100050	BUMPERS AND PARTS, NESOI, OF HEADINGS 8701 TO 8705	X		28,159
	ANTIGUA			2,970
	DOMINICAN REPUBLIC			3,450
	ECUADOR			11,787
	TRINIDAD @ TOBAGO			9,952
8708290010	STAMPINGS OF BODIES OF 8701 TO 8705	X		5,711
	ECUADOR			5,711
8708295070	PTS AND ACCESSORIES,NESOI,OF BODIES HDG 8701,8705	X		40,050
	CANADA			4,577
	VENEZUELA			35,473
8708310000	MOUNTED BRAKE LININGS OF MOTOR VEH OF HD,8701,8705	X		5,492
	ST. LUCIA			5,492
8708390000	BRAKES AND SERVO-BRAKES,PARTS, OF 8701,8705	X		55,244
	ANTIGUA			3,854
	BARBADOS			10,755
	DOMINICAN REPUBLIC			11,525
	ECUADOR			26,472
	ST. LUCIA			2,638
8708500010	DRIVE AXLES WITH DIFFERNTL FOR TRACTORS	X		4,300
	ARUBA			4,300
8708700050	ROAD WHEELS AND PRTS FOR VEH NESOI,OF 8701,8705	X		10,330
	DOMINICAN REPUBLIC			6,077
	TRINIDAD @ TOBAGO			4,253
8708805000	SUSPENSION SHOCK ABSORBERS FOR VEHICLES, NESOI	X		31,671
	ARUBA			2,763
	ECUADOR			7,381
	VENEZUELA			21,527
8708990010	PARTS AND ACCESSORIES NESOI,FOR TRACTORS NESOI	X		9,156
	TRINIDAD @ TOBAGO			9,156
8708998075	PARTS AND ACESSORIES FOR VHCLS 8701 TO 8705, NESOI	X		762,270
	ANGUILLA			12,500
	ANTIGUA			2,700
	ARUBA			22,500
	BARBADOS			11,086
	BRITISH VIRGIN ISLANDS			16,776
	CHINA (TAIWAN)			2,676
	COSTA RICA			185,150
	DOMINICAN REPUBLIC			113,075
	EL SALVADOR			136,606
	GRENADA			2,999
	NAMIBIA			4,256
	NETHERLAND ANTIL. EXC ARUBA			102,833
	PANAMA			66,643
	ST.CHRISTOPHER-NEVIS			4,227
	TRINIDAD @ TOBAGO			58,660
	VENEZUELA			19,583
8709110030	WORKS TRUCKS,ELEC, OPERATOR RIDING W/O LIFT EQUIP	NO	27	211,659
	BRITISH VIRGIN ISLANDS		27	211,659
8710000090	PARTS OF ARMORE FIGHTING VEHICLES,MOTORIZED	X		30,994
	ISRAEL			30,994
8711100000	MOTOCYCLES (INCL MOPEDS),PIST,ENG,CYL,NOT,EXC 50CC	NO	19	47,500
	DOMINICAN REPUBLIC		19	47,500
8711400000	MOTORCYCLES,CYCL,EXC500,NT800CC	NO	3	29,754
	BRITISH VIRGIN ISLANDS		1	8,754
	NETHERLAND ANTIL. EXC ARUBA		2	21,000
8711500000	MOTORCYCLES, CYCL,EXCD 800 CC	NO	4	48,498
	ARUBA		3	35,500
	DOMINICAN REPUBLIC		1	12,998
8711900000	MOTORCYCLES (INCLUDING MOPEDS), NESOI	NO	4	45,849
	DOMINICAN REPUBLIC		2	21,700
	FRANCE		1	19,000
	MARTINIQUE		1	5,149
8712002600	BICYCLES HAVING BOTH WHEELS > 63.25 CM DIAMETER	NO	46	2,510
	BRITISH VIRGIN ISLANDS		46	2,510
8713900000	INVALID CARRIAGES, NESOI	NO	1	3,806

TABLE 5 - EXPORTS OF MERCHANDISE FROM PUERTO RICO TO FOREIGN COUNTRIES,
BY COMMODITY AND COUNTRY OF DESTINATION: FISCAL YEAR 2001

COMM CODE	DESCRIPTION AND COUNTRY	UNIT	QUANTITY	VALUE - $
	BRITISH VIRGIN ISLANDS		1	3,806
8714190000	PARTS, NESOI, OF MOTORCYCLES	KG	87	6,542
	LEBANON		87	6,542
8714920000	WHEEL RIMS AND SPOKES,NESOI,OF VEH,HED,8711,8713	KG	363	4,797
	DOMINICAN REPUBLIC		363	4,797
8714940000	BRAKES, INCL COASTER BRKNG HUBS,HUB BRKS,PRTS,NES	KG	692	2,595
	BARBADOS		692	2,595
8714960000	PEDALS AND CRANK-GEAR, PARTS,NESOI,OF 8711,8713	KG	3,583	38,000
	SWEDEN		3,583	38,000
8715000020	BABY CARRIAGES (INCLUDING STROLLERS)	NO	321	8,988
	VENEZUELA		321	8,988
8716100030	TRAILERS AND SEMI-TRAILERS FOR HOUSING LES 10.6M	NO	2	6,390
	BRITISH VIRGIN ISLANDS		2	6,390
8716100075	TRAILERS AND SEMI-TRAILERS FOR HOUSING 10.6M, MORE	NO	1	10,833
	DOMINICAN REPUBLIC		1	10,833
8716310000	TANKER TRAILERS AND TANKER SEMI-TRAILERS, NESOI	NO	37	475,000
	BELGIUM		1	25,000
	NETHERLANDS		6	150,000
	VENEZUELA		30	300,000
8716390090	TRAILERS AND SEMI-TRAILERS, NESOI, TRANPRT GOODS	NO	1	3,853
	DOMINICAN REPUBLIC		1	3,853
8716400000	TRAILERS AND SEMI-TRAILERS, NESOI	NO	1	3,000
	DOMINICAN REPUBLIC		1	3,000
8716805070	VEHICLES NOT MECHANICALLY PROPELLED, NESOI	NO	359	110,408
	ANTIGUA		1	3,490
	DOMINICAN REPUBLIC		214	86,960
	VENEZUELA		144	19,958
8716900000	PARTS,NESOI,OF TRAILERS,SEMI-TRAILERS;VEH NESOI	KG	86	50,782
	DOMINICAN REPUBLIC		86	50,782
	AIRCRAFT,SPACECRAFT,AND PARTS THEREOF	TOTAL		7,614,920
8802200040	NEW SINGLE ENG PLANES,NON-MILITARY >450 & <=2000KG	NO	4	1,368,747
	BRAZIL		4	1,368,747
8802300040	NEW TURBOFAN PLANES,NON-MILITARY,>4536 & <=15000KG	NO	1	4,493,516
	VENEZUELA		1	4,493,516
8803100010	PRPELLRS & ROTORS & PRTS THEREOF FOR CIVIL AIRCRFT	KG	618	100,000
	EL SALVADOR		618	100,000
8803200010	UNDERCARRIAGES & PARTS FOR USE IN CIVIL AIRCRAFT	KG	21	23,941
	ANTIGUA		4	3,761
	CANADA		17	20,180
8803300010	OTHER PARTS,NESOI,OF CIVIL AIRPLANES/HELICOPTERS	KG	1,221	818,808
	ANTIGUA		168	287,781
	CANADA		367	327,478
	DOMINICAN REPUBLIC		402	100,950
	GREECE		16	24,203
	JAPAN		23	58,766
	SAUDI ARABIA		241	16,630
	UNITED KINGDOM OF GT BRITAIN		4	3,000
8803300050	OTHER PARTS,NESOI,OF MILITARY AIRPLANES/HELICOPTRS	KG	5,245	691,553
	ANTIGUA		8	3,800
	BRAZIL		1,226	89,252
	ISRAEL		181	119,944
	NORWAY		417	47,062
	SAUDI ARABIA		2,824	363,136
	TURKEY		589	68,359
8803909010	OTH PRTS,NESOI,FOR CIVIL AIRCRFT,&NON-POWRD AIRCFT	KG	123	93,200
	ANTIGUA		35	21,943
	INDIA		88	71,257
8803909050	OTHER PARTS,NESOI,FOR OTHR MILTARY AIR & SPACCRFT	KG	15	16,200
	UNITED KINGDOM OF GT BRITAIN		15	16,200
8805100000	AIRCRAFT LAUNCHING GEAR,DECK-ARRESTOR,ETC. & PARTS	KG	458	8,955
	ISRAEL		458	8,955
	SHIPS,BOATS AND FLOATING STRUCTURES	TOTAL		722,327

TABLE 5 - EXPORTS OF MERCHANDISE FROM PUERTO RICO TO FOREIGN COUNTRIES,
BY COMMODITY AND COUNTRY OF DESTINATION: FISCAL YEAR 2001

COMM CODE	DESCRIPTION AND COUNTRY	UNIT	QUANTITY	VALUE - $
8903910025	SAILBOATS, WITH AUXI,MOTR,NT EX 9.2M, LENGTH	NO	1	6,000
	BRITISH VIRGIN ISLANDS		1	6,000
8903910060	SAILBOATS WITHOUT AUXIL MT NESOI	NO	1	5,000
	DOMINICAN REPUBLIC		1	5,000
8903920025	MOTORBOATS INBOARD/OUTDRIVE POWRD,EXCEED 6.5M LNTH	NO	1	24,764
	DOMINICAN REPUBLIC		1	24,764
8903920050	INBOARD POWERED MOTORBOATS,NOT EXC,8M LENGTH	NO	1	8,000
	DOMINICAN REPUBLIC		1	8,000
8903920075	INBOARD POWERED MOTORBOATS,EXCED 8M,LENGTH	NO	1	6,500
	BRITISH VIRGIN ISLANDS		1	6,500
8903992000	OUTBOARD MOTORBOATS	NO	2	62,370
	NETHERLAND ANTIL. EXC ARUBA		2	62,370
8903999000	YACHTS & OTH VESSELS FOR PLEASURE OR SPORTS, NESOI	NO	49	456,000
	DOMINICAN REPUBLIC		48	361,000
	GUATEMALA		1	95,000
8906009090	VESSELS,NESOI, LIFEBOATS	X		3,693
	TURKEY			3,693
8907900060	TANKS	X		150,000
	VENEZUELA			150,000
	OPTICAL,PHOTOGRAPHIC,CINEMATOGRAPHIC, MEASURING,CHECKING,PRECISION,MEDICAL OR SURGICAL INSTRUMENTS AND APPARATUS; CLOCKS AND WATCHES; MUSICAL INSTRUMENTS; PARTS AND ACCESSORIES THEREOF	TOTAL		202,618,002
	OPTICAL,PHOTOGRAPHIC,CINEMATOGRAPHIC, MEASURING,CHECKING,PRECISION,MEDICAL OR SURGICAL INSTRUMENTS AND APPARATUS; PARTS AND ACCESSORIES THEREOF	TOTAL		200,437,062
9001100000	OPTICAL FIBERS, OPTICAL FIBER BUNDLES AND CABLES E	FBM	11,792	75,558
	ITALY		470	2,591
	PANAMA		11,291	70,000
	TRINIDAD @ TOBAGO		31	2,967
9001200000	SHEETS AND PLATES OF POLARIZING MATERIAL	KG	10	4,000
	HONDURAS		10	4,000
9001300000	CONTACT LENSES	PRS	499,048	5,520,389
	INDIA		653	11,160
	JAPAN		341,787	4,346,559
	NETHERLANDS		2,684	18,911
	UNITED KINGDOM OF GT BRITAIN		153,924	1,143,759
9001400000	SPECTACLE LENSES OF GLASS, UNMOUNTED	PRS	775	12,945
	BARBADOS		775	12,945
9001500000	SPECTACLE LENSES OF OTHER MATERIALS, UNMOUNTED	PRS	3,439	75,816
	INDIA		3,291	71,832
	SINGAPORE		148	3,984
9001907000	OPTICAL ELEMENTS OF ANY MATERIAL, UNMOUNTED, NESOI	X		47,272
	ARUBA			7,617
	AUSTRIA			30,695
	DOMINICAN REPUBLIC			8,960
9002114000	LENSES AND PARTS FOR PROJECTION	NO	1	4,480
	NETHERLAND ANTIL. EXC ARUBA		1	4,480
9002116000	MOUNTED LENSES FOR CLOSED-CIRCUIT TV CAMERAS	NO	19	20,000
	DOMINICAN REPUBLIC		19	20,000
9002119000	LENSES FOR CAMERAS,PHOTOGRAPHIC ENLARGERS, NESOI	X		5,973
	NETHERLAND ANTIL. EXC ARUBA			5,973
9002208000	FILTERS AND PARTS EXCEPT PHOTOGRAPHIC	X		17,520
	BARBADOS			8,370
	DOMINICAN REPUBLIC			5,920
	GERMANY			3,230
9003190000	FRAMES AND MOUNTINGS OF OTHER MATERIALS	DOZ	1	3,015
	ARUBA		1	3,015
9003900000	PARTS FOR FRAMES AND MOUNTINGS, SPECTACLES, ETC	X		26,580
	BARBADOS			2,560
	ST. LUCIA			4,280
	TRINIDAD @ TOBAGO			19,740

TABLE 5 - EXPORTS OF MERCHANDISE FROM PUERTO RICO TO FOREIGN COUNTRIES,
BY COMMODITY AND COUNTRY OF DESTINATION: FISCAL YEAR 2001

COMM CODE	DESCRIPTION AND COUNTRY	UNIT	QUANTITY	VALUE - $
9004100000	SUNGLASSES	DOZ	70	10,231
	ARUBA		60	5,485
	DOMINICAN REPUBLIC		10	4,746
9004900000	SPECTACLES, ETC, CORRECTIVE, PROTECTIVE, NESOI	DOZ	1,724	73,343
	ARUBA		188	37,815
	AUSTRALIAN ISLANDS		67	10,657
	DOMINICAN REPUBLIC		672	6,048
	NETHERLAND ANTIL. EXC ARUBA		664	14,938
	PHILIPPINES		133	3,885
9005806000	ASTRONOMICAL INSTRUMENTS AND MOUNTING, NESOI	NO	1	4,477
	NETHERLAND ANTIL. EXC ARUBA		1	4,477
9006100000	CAMERAS USE IN PREPARING PRINTING PLATES/CYLINDERS	NO	2	22,713
	BARBADOS		1	9,213
	ST.VINCENT @ THE GRENADINES		1	13,500
9006200000	CAMERAS USED FOR RECORDING DOCUMENTS ON MICROFILM	NO	5	13,268
	BARBADOS		5	13,268
9006300000	CAMERAS FOR UNDERWATER, AERIAL SURVEY, MEDICAL ETC	NO	60	9,120
	BARBADOS		60	9,120
9006510000	CAMERAS W LENS VIEWFINDER, FOR FILM WIDTH <=35 MM	NO	56	26,325
	ARUBA		3	7,049
	NETHERLAND ANTIL. EXC ARUBA		53	19,276
9006520000	PHOTO CAMERAS FOR ROLL FILM OF A WIDTH LESS 35 MM	NO	82	12,904
	BRITISH VIRGIN ISLANDS		57	8,696
	GUADELOUPE		25	4,208
9006530000	PHOTO CAMERAS FOR ROLL FILM OF A WIDTH OF 35 MM	NO	4,015	114,078
	ARUBA		112	4,752
	BARBADOS		30	2,999
	DOMINICAN REPUBLIC		3,360	23,388
	GUADELOUPE		62	35,044
	NETHERLAND ANTIL. EXC ARUBA		451	47,895
9006910000	PARTS AND ACCESSORIES FOR PHOTOGRAPHIC CAMERAS	X		338,849
	ARUBA			2,864
	BARBADOS			9,080
	DOMINICAN REPUBLIC			309,043
	NETHERLAND ANTIL. EXC ARUBA			17,862
9007110000	CINEMA CAMERAS FOR FILM < 16MM WIDTH,DOUBLE 8MM FL	NO	111	16,140
	DOMINICAN REPUBLIC		111	16,140
9007208050	PROJECTORS FOR FILM OVER 16 MM IN WIDTH	NO	1	4,995
	DOMINICAN REPUBLIC		1	4,995
9007910000	PARTS AND ACCESSORIES FOR CAMERAS	X		38,686
	DOMINICAN REPUBLIC			38,686
9007920000	PARTS AND ACCESSORIES FOR PROJECTORS	X		3,995
	BRITISH VIRGIN ISLANDS			3,995
9008300000	IMAGE PROJECTORS, OTHER THAN CINEMATOGRAPHIC	NO	1	8,090
	BARBADOS		1	8,090
9009110000	ELECTROSTATIC PHOTOCOPYING IMAGE DIRECTLY ON COPY	NO	18	10,165
	BRITISH VIRGIN ISLANDS		1	5,065
	PANAMA		17	5,100
9009120000	ELECTROSTATIC PHOTOCOPYING IMAGE, INDIRECT PROCESS	NO	21	22,540
	URUGUAY		21	22,540
9009900000	PART AND ACCESSORIES OF PHOTOCOPYING APPARATUS	X		8,190
	BRITISH VIRGIN ISLANDS			8,190
9010100000	APPARATUS & EQUIP, AUTOMATIC DEVELOPING PHOTO FILM	X		6,903
	TRINIDAD @ TOBAGO			6,903
9010505000	PHOTOGRAPHIC FILM VIEWERS, TITLERS, NESOI	X		8,490
	BARBADOS			8,490
9010506000	APPARATUS AND EQIPMENT FOR PHOTOGRAPHIC LABS NESOI	X		4,132
	DOMINICAN REPUBLIC			4,132
9013104000	PERISCOPES, DESIGNED TO FORM PTS OF MACHINES,NESOI	NO	100	7,020
	NETHERLAND ANTIL. EXC ARUBA		100	7,020
9013800000	OPTICAL DEVICES, APPLIANCES AND INSTRUMENTS, NESOI	X		25,713
	TRINIDAD @ TOBAGO			25,713
9013900000	PTS OF LIQ CRYSTAL DEVICE, LASER&OTH OPTICAL,NESOI	X		91,097
	DOMINICAN REPUBLIC			70,047
	TRINIDAD @ TOBAGO			21,050
9014204000	AUTOMATIC PILOTS FOR AERONAUTICAL/SPACE NAVIGATION	NO	2	5,500
	GUADELOUPE		2	5,500

TABLE 5 - EXPORTS OF MERCHANDISE FROM PUERTO RICO TO FOREIGN COUNTRIES,
BY COMMODITY AND COUNTRY OF DESTINATION: FISCAL YEAR 2001

COMM CODE	DESCRIPTION AND COUNTRY	UNIT	QUANTITY	VALUE - $
9014206000	ELECTRICAL INST, AERONAUTICAL OR SPACE NAVIGATION	NO	13	109,294
	ANTIGUA		1	2,906
	CANADA		12	106,388
9014806000	NAVIGATIONAL INSTRUMENTS & APPLIANCES, NESOI	NO	65	9,533
	SPAIN		65	9,533
9015400000	PHOTOGRAMMETRICAL SURVEYING INSTRUMENTS & APPLNCES	X		3,000
	ST.VINCENT @ THE GRENADINES			3,000
9015808040	GEOPHYSICAL INSTRUMENTS AND APPLIANCES, NESOI	X		2,969
	TRINIDAD @ TOBAGO			2,969
9016000000	BALACES, SENSITIVITY >=5 CG, W OR W/O WGT, & PTS	X		218,430
	BELGIUM			94,644
	CHINA,PEOPLE'S REP.(MAINLAND)			33,769
	DOMINICAN REPUBLIC			84,017
	GERMANY			6,000
9017208040	HAND-OPERATED INPUT DEVICES, DIGITIZERS	NO	304	155,543
	DOMINICAN REPUBLIC		302	141,614
	TRINIDAD @ TOBAGO		1	3,429
	URUGUAY		1	10,500
9017208060	DRAWING, MARKING-OUT/MATH CALCULATING INST, NESOI	X		7,200
	JAMAICA			7,200
9017308000	GAUGES FOR MEASURING LENGTH	X		8,750
	TRINIDAD @ TOBAGO			8,750
9017800000	OTHER INSTRUMENTS FOR MEASURING LENGTH, NESOI	X		10,348
	JAPAN			7,216
	UNITED KINGDOM OF GT BRITAIN			3,132
9018110080	PARTS AND ACCESSORIES FOR ELECTROCARDIOGRAPHS	X		618,713
	BERMUDA			3,031
	HONG KONG			11,011
	JAPAN			4,975
	NETHERLANDS			576,879
	UNITED KINGDOM OF GT BRITAIN			4,048
	VENEZUELA			18,769
9018120000	ULTRASONIC SCANNING APPARATUS	NO	3	23,500
	DOMINICAN REPUBLIC		3	23,500
9018140000	SCINTIGRAPHIC APPARATUS	X		6,339
	NETHERLAND ANTIL. EXC ARUBA			6,339
9018194000	APPARATUS, FUNCTIONAL EXPLORATORY EXAMINATION& PTS	X		42,321
	JAPAN			16,343
	NEW ZEALAND ISLANDS			20,978
	SAUDI ARABIA			5,000
9018195500	PATIENT MONITORING SYSTEMS	X		92,766
	BELGIUM			22,616
	BRITISH VIRGIN ISLANDS			5,450
	CHINA,PEOPLE'S REP.(MAINLAND)			3,200
	INDIA			11,381
	JAPAN			50,119
9018199550	ELECTRO-DIAGNOSTIC APPARATUS, NESOI	X		443,575
	CHINA (TAIWAN)			17,584
	DOMINICAN REPUBLIC			407,600
	JAPAN			8,691
	NETHERLAND ANTIL. EXC ARUBA			9,700
9018199560	PTS & ACCESSORIES FOR ELECTRO-DIAGNOSTIC APPARATUS	X		1,222,031
	BELGIUM			195,670
	BRAZIL			10,371
	CHINA (TAIWAN)			13,750
	CHINA,PEOPLE'S REP.(MAINLAND)			29,580
	DOMINICAN REPUBLIC			56,716
	GERMANY			21,724
	JAPAN			96,434
	NETHERLANDS			498,721
	REPUBLIC OF KOREA			299,065
9018310080	SYRINGES, WITH OR WITHOUT THEIR NEEDLES, NESOI	NO	105,478	293,958
	AUSTRIA		6,861	6,860
	CHINA,PEOPLE'S REP.(MAINLAND)		100	3,360
	DENMARK		62	3,848
	FRANCE		300	10,200
	GERMANY		15,337	20,801

TABLE 5 - EXPORTS OF MERCHANDISE FROM PUERTO RICO TO FOREIGN COUNTRIES,
BY COMMODITY AND COUNTRY OF DESTINATION: FISCAL YEAR 2001

COMM CODE	DESCRIPTION AND COUNTRY	UNIT	QUANTITY	VALUE - $
	JAPAN		49,619	125,403
	NETHERLANDS		785	37,672
	NEW ZEALAND ISLANDS		2,927	2,926
	PORTUGAL		6,265	6,264
	SPAIN		380	16,410
	SWITZERLAND		18,987	28,044
	UNITED KINGDOM OF GT BRITAIN		3,855	32,170
9018310090	PTS FOR SYRINGS, WITH OR WITHOUT THEIR NEEDLES	X		94,151
	MEXICO			94,151
9018320000	TUBULAR METAL NEEDLES & NEEDLES FOR SUTURES &PARTS	X		15,190
	JAMAICA			7,670
	NETHERLAND ANTIL. EXC ARUBA			7,520
9018390030	BOUGIES, CATHETERS, DRAINS & SONDES & PTS & ACCESS	X		20,813,078
	BELGIUM			8,559,844
	BRAZIL			311,783
	CHILE			4,721
	CHINA (TAIWAN)			81,390
	CHINA,PEOPLE'S REP.(MAINLAND)			220,134
	COSTA RICA			894,694
	DOMINICA			381,312
	DOMINICAN REPUBLIC			5,462,252
	IRELAND			10,000
	JAMAICA			16,720
	JAPAN			3,984,771
	MEXICO			12,352
	NETHERLANDS			262,184
	REPUBLIC OF KOREA			181,271
	SAUDI ARABIA			144,000
	SPAIN			280,400
	UNITED KINGDOM OF GT BRITAIN			5,250
9018390050	CANNULAE AND THE LIKE AND PART AND ACCESSORIES	X		7,156,832
	ARGENTINA			7,238
	ARUBA			15,461
	AUSTRALIAN ISLANDS			1,076,986
	AUSTRIA			23,152
	BAHAMAS			9,609
	BARBADOS			92,883
	BELGIUM			1,415,521
	BERMUDA			11,476
	BRAZIL			28,991
	CHINA (TAIWAN)			3,861
	COSTA RICA			923,454
	DOMINICAN REPUBLIC			1,079,908
	FRANCE			679,487
	GERMANY			145,517
	HAITI			17,733
	INDIA			7,080
	IRELAND			10,830
	ITALY			11,553
	JAMAICA			82,574
	MEXICO			63,455
	NETHERLAND ANTIL. EXC ARUBA			69,311
	NETHERLANDS			58,787
	PANAMA			4,807
	PORTUGAL			33,206
	REP. OF SOUTH AFRICA			3,813
	REPUBLIC OF KOREA			70,008
	SINGAPORE			44,040
	SPAIN			82,088
	SRI LANKA			81,449
	SWEDEN			39,775
	SWITZERLAND			490,692
	TRINIDAD @ TOBAGO			114,666
	UNITED KINGDOM OF GT BRITAIN			353,765
	VENEZUELA			3,656
9018490000	INST & APPLN FOR DENTAL SCIENCE, & PTS & ACC,NESOI	X		326,870
	BRAZIL			298,005

TABLE 5 - EXPORTS OF MERCHANDISE FROM PUERTO RICO TO FOREIGN COUNTRIES,
BY COMMODITY AND COUNTRY OF DESTINATION: FISCAL YEAR 2001

COMM CODE	DESCRIPTION AND COUNTRY	UNIT	QUANTITY	VALUE - $
	DOMINICAN REPUBLIC			19,295
	VENEZUELA			9,570
9018500000	OTHER OPHTHALMIC INSTRUMENTS & APPLIANCES & PARTS	X		4,334,920
	AUSTRALIAN ISLANDS			481,592
	DOMINICAN REPUBLIC			11,245
	FRANCE			3,440,415
	HONG KONG			250,050
	NETHERLANDS			151,618
9018901500	OPTICAL INSTRUMENTS AND APPLIANCES & PARTS, NESOI	X		40,573
	BELGIUM			7,177
	JAPAN			33,396
9018903000	ANESTHETIC INSTRUMENTS AND APPLIANCES AND PARTS	X		69,082
	BELGIUM			24,697
	CHINA,PEOPLE'S REP.(MAINLAND)			11,589
	MEXICO			4,664
	TURKEY			28,132
9018904000	PERCUSSION HAMMERS,STETHOSCOPES&PTS OF STETHOSCOPE	X		242,875
	ISRAEL			242,875
9018905000	SPHYGMOMANOMETERS, TENSIMETERS ETC, PTS & ACCESS	X		332,499
	GERMANY			114,219
	IRELAND			218,280
9018906000	ELECTRO-SURGICAL INSTRUMENTS & APPLIANCES & PARTS	X		380,952
	ARUBA			9,579
	AUSTRALIAN ISLANDS			155,676
	BRITISH VIRGIN ISLANDS			4,000
	JAPAN			108,546
	SPAIN			98,567
	VENEZUELA			4,584
9018907020	DIALYSIS INSTRUMENTS AND APPARATUS	X		1,357,261
	BAHAMAS			120,366
	BARBADOS			115,091
	DOMINICAN REPUBLIC			909,719
	JAMAICA			110,135
	NETHERLAND ANTIL. EXC ARUBA			58,264
	NETHERLANDS			5,000
	TRINIDAD @ TOBAGO			38,686
9018907040	ULTRASONIC THERAPEUTIC APPLIANCES AND INSTRUMENTS	X		18,500
	NETHERLAND ANTIL. EXC ARUBA			18,500
9018907070	PTS & ACCESSORIES OF DIALYSIS INST & APPARATUS	X		10,801
	BARBADOS			4,201
	JAMAICA			6,600
9018907080	ELECTRO-MEDICAL INST & APPLIANCES & PARTS, NESOI	X		514,812
	ARUBA			11,400
	BARBADOS			17,415
	BELGIUM			349,573
	DOMINICAN REPUBLIC			6,000
	NETHERLANDS			121,638
	NEW ZEALAND ISLANDS			8,786
9018908000	INST & APPLIANCES FOR MEDICAL,SURGICAL, ETC,NESOI	X		73,329,078
	AUSTRALIAN ISLANDS			248,026
	BAHAMAS			33,942
	BARBADOS			164,816
	BELGIUM			936,014
	BERMUDA			29,375
	BRAZIL			268,587
	CANADA			150,370
	CHINA (TAIWAN)			1,377,014
	CHINA,PEOPLE'S REP.(MAINLAND)			1,577,807
	COLOMBIA			63,334
	COSTA RICA			4,030,188
	DOMINICA			63,346
	DOMINICAN REPUBLIC			48,856,667
	GERMANY			1,337,072
	GUATEMALA			47,708
	HONG KONG			46,800
	INDIA			104,045
	IRELAND			2,911

TABLE 5 - EXPORTS OF MERCHANDISE FROM PUERTO RICO TO FOREIGN COUNTRIES,
BY COMMODITY AND COUNTRY OF DESTINATION: FISCAL YEAR 2001

COMM CODE	DESCRIPTION AND COUNTRY	UNIT	QUANTITY	VALUE - $
	ITALY			9,305
	JAMAICA			39,961
	JAPAN			7,930,354
	KUWAIT			30,866
	MEXICO			219,379
	NETHERLAND ANTIL. EXC ARUBA			269,737
	NETHERLANDS			2,633,375
	PAKISTAN			8,250
	PHILIPPINES			28,939
	REPUBLIC OF KOREA			683,945
	SINGAPORE			2,750
	THAILAND			98,683
	TRINIDAD @ TOBAGO			89,353
	TURKEY			26,408
	UNITED KINGDOM OF GT BRITAIN			1,885,682
	URUGUAY			20,930
	VENEZUELA			13,139
9019102000	MECHANO-THERAPY APPLIANCES & MASSAGE APPARATUS,PTS	X		5,995
	DOMINICAN REPUBLIC			5,995
9019200000	OZONE,OXYGEN,ETC THERAPY, RESPIRATION APPARATUS,PT	X		675,070
	BELGIUM			424,908
	CHINA,PEOPLE'S REP.(MAINLAND)			40,097
	COLOMBIA			3,188
	FRANCE			167,795
	INDIA			16,993
	JAPAN			19,428
	NAMIBIA			2,661
9020008000	BREATHING APPLN & GAS MASK, & PARTS & ACCESS,NESOI	X		17,311
	PANAMA			17,311
9021110000	ARTIFICIAL JOINTS AND PARTS AND ACCESSORIES	X		15,122
	HONG KONG			3,354
	JAPAN			3,117
	UNITED KINGDOM OF GT BRITAIN			8,651
9021194000	BONE PLATES,SCREWS&NAILS,&OTH INTERNAL, FIX DEVICE	X		540,969
	CANADA			8,215
	JAPAN			393,675
	MEXICO			139,079
9021198500	ORTHOPEDIC OR FRACTURE APPLIANCES & PTS, NESOI	X		4,437,163
	ARGENTINA			8,110
	AUSTRALIAN ISLANDS			101,287
	AUSTRIA			6,631
	DOMINICAN REPUBLIC			6,698
	EL SALVADOR			6,660
	GERMANY			2,958,219
	REP. OF SOUTH AFRICA			16,774
	THAILAND			10,700
	UNITED KINGDOM OF GT BRITAIN			1,322,084
9021214000	ARTIFICAL TEETH OF PLASTIC & PTS AND ACCESSORIES	X		401,282
	BRAZIL			9,388
	BULGARIA			7,830
	FINLAND			369,283
	FRANCE			8,967
	SPAIN			5,814
9021290000	DENTAL FITTINGS AND PARTS AND ACCESSORIES	X		7,200
	BARBADOS			7,200
9021300000	OTH ARTIFICAL PTS OF THE BODY & PTS & ACCESSORIES	X		23,571,806
	AUSTRIA			159,337
	BANGLADESH			11,040
	BELGIUM			115,733
	DOMINICA			4,160
	EGYPT			85,000
	FRANCE			15,728,033
	GERMANY			1,137,473
	HONG KONG			329,179
	INDIA			1,408,662
	ITALY			456,151
	JAPAN			3,140,889

TABLE 5 - EXPORTS OF MERCHANDISE FROM PUERTO RICO TO FOREIGN COUNTRIES,
BY COMMODITY AND COUNTRY OF DESTINATION: FISCAL YEAR 2001

COMM CODE	DESCRIPTION AND COUNTRY	UNIT	QUANTITY	VALUE - $
	NETHERLANDS			756,103
	SINGAPORE			17,994
	SWITZERLAND			53,511
	THAILAND			15,337
	UNITED KINGDOM OF GT BRITAIN			153,204
9021500000	PACEMAKERS FOR STIMULATING HEART MUSCLES, EXC PTS	NO	12,600	36,880,514
	AUSTRALIAN ISLANDS		848	632,329
	GERMANY		1	3,000
	HONG KONG		1,285	224,435
	JAPAN		850	1,177,489
	NETHERLANDS		9,616	34,843,261
9021900000	APPLIANCES WORN,CARRIED,IMPLANTED IN BODY&PT,NESOI	X		616,891
	ARGENTINA			70,200
	DOMINICAN REPUBLIC			11,304
	IRELAND			249,000
	NETHERLAND ANTIL. EXC ARUBA			6,387
	UNITED KINGDOM OF GT BRITAIN			280,000
9022140000	APPTS BASE ON X-RAY, MEDICAL,SURGICAL,VETNRY,NESOI	X		8,700
	ARGENTINA			3,000
	DOMINICAN REPUBLIC			5,700
9022210000	APPTS BASE ON ALPHA,BETA,ETC RADIATION,MEDICAL,ETC	X		67,500
	ST.CHRISTOPHER-NEVIS			67,500
9022294000	APPTS, ALPHA,BETA,ETC RADIATION FOR SMOKE DETECTOR	NO	96	19,106
	VENEZUELA		96	19,106
9022300000	X-RAY TUBES	NO	4	32,000
	CHINA,PEOPLE'S REP.(MAINLAND)		4	32,000
9022906000	PTS OF APPARATUS BASED ON THE USE OF X-RAYS	X		90,000
	DOMINICA			45,000
	DOMINICAN REPUBLIC			45,000
9024100000	MACHINES AND APPLIANCES FOR TESTING METALS	X		325,146
	DOMINICAN REPUBLIC			5,146
	SINGAPORE			320,000
9024800000	MACHINE&APPLIANCE,TEST HARDNESS,STRENGTH,ETC,NESOI	X		31,000
	DOMINICAN REPUBLIC			31,000
9024900000	PTS, MACHINE & APPLN, TEST HARDNESS/STRENGTH, ETC	X		1,452,645
	COLOMBIA			3,176
	DOMINICAN REPUBLIC			1,425,796
	UNITED KINGDOM OF GT BRITAIN			18,373
	VENEZUELA			5,300
9025198040	CLINICAL THERMOMETERS, NT COMBIND W OTH INST,NESOI	NO	22,986	1,148,781
	GERMANY		647	32,269
	PANAMA		1,015	50,725
	PORTUGAL		8,681	433,893
	UNITED KINGDOM OF GT BRITAIN		12,564	627,988
	URUGUAY		79	3,906
9025805050	HYDROMETERS, HYGROMETERS,PSYCHYROMETERS,ETC,NESOI	NO	10,158	121,517
	JAPAN		94	49,962
	MALAYSIA		10,064	71,555
9026105000	FLOW METER FOR MEAS/CHECKING FLOW/LEVEL OF LIQUIDS	NO	57	24,311
	ANTIGUA		3	3,310
	DOMINICAN REPUBLIC		1	4,686
	JAPAN		49	13,415
	TRINIDAD @ TOBAGO		4	2,900
9026200000	INST & APPRTS, MEASURING/CHECKING PRESSURE	NO	49	40,559
	DOMINICA		46	30,552
	TRINIDAD @ TOBAGO		2	5,972
	VENEZUELA		1	4,035
9026800000	INST MEASURE/CHECKING VARIABLE OF LIQ/GASES, NESOI	NO	58	20,000
	DOMINICAN REPUBLIC		58	20,000
9026900000	PTS, INST & APPRTS MEASURE/CHECK VARIABLES LIQ/GAS	X		16,610
	GERMANY			16,610
9027100000	GAS OR SMOKE ANALYSIS APPARATUS	X		50,666
	BARBADOS			10,500
	CHILE			25,000
	TRINIDAD @ TOBAGO			15,166
9027206050	LIQUID CHROMATOGRAPHS	NO	11	38,856
	DOMINICAN REPUBLIC		11	38,856

TABLE 5 - EXPORTS OF MERCHANDISE FROM PUERTO RICO TO FOREIGN COUNTRIES,
BY COMMODITY AND COUNTRY OF DESTINATION: FISCAL YEAR 2001

COMM CODE	DESCRIPTION AND COUNTRY	UNIT	QUANTITY	VALUE - $
9027304040	SPECTROPHOTOMETERS USING OPTICAL RAD NONELECTRICAL	NO	2	7,500
	MEXICO		2	7,500
9027308080	SPECTROMETERS & SPECTROGRAPH,OPT RAD,NONELEC,NESOI	NO	22	173,644
	DOMINICAN REPUBLIC		18	114,720
	TRINIDAD @ TOBAGO		4	58,924
9027504050	PHOTOMETERS	NO	16	10,000
	DOMINICAN REPUBLIC		16	10,000
9027509000	INST,PHYSICAL/CHEM ANALYSIS OPT RADIATION,NESOI	NO	2	11,087
	COLOMBIA		1	8,000
	TRINIDAD @ TOBAGO		1	3,087
9027802000	MASS SPECTROMETERS	NO	3	45,585
	JAPAN		3	45,585
9027803200	CHEMICAL INSTRUMENTS AND APPARATUS, NESOI	NO	3	22,891
	ITALY		2	17,052
	VENEZUELA		1	5,839
9027803500	PHYS ANALYSIS INST, EXC OPTICAL RADIATIONS, NESOI	NO	21	38,264
	NETHERLAND ANTIL. EXC ARUBA		21	38,264
9027808000	INST, MEASURING/CHECKING VISCOSITY ETC, NESOI	NO	112	134,139
	CANADA		110	68,639
	VENEZUELA		2	65,500
9027902000	MICROTOMES	NO	38	11,873
	JAPAN		38	11,873
9027905430	PTS & ACCESS OF SCHB 9027.30.4040 & 9027.30.4080	X		3,827
	JAPAN			3,827
9027905440	PTS & ACCESSORIES OF ARTICLES OF SCHB 9027.40.0000	X		3,375
	ANTIGUA			3,375
9027908950	PTS & ACCESS OF INST & APPTS FOR PHYSICAL/CHEM ETC	X		38,250
	BARBADOS			8,195
	INDIA			10,912
	MEXICO			6,733
	UNITED KINGDOM OF GT BRITAIN			12,410
9028200000	LIQUID METERS	NO	1,128	84,152
	ANTIGUA		23	21,548
	BARBADOS		15	13,925
	GUYANA		1,060	21,526
	NETHERLAND ANTIL. EXC ARUBA		17	15,228
	ST.CHRISTOPHER-NEVIS		13	11,925
9028300000	ELECTRICITY METERS	NO	145	37,769
	DOMINICAN REPUBLIC		145	37,769
9028900080	PTS &ACCESSORIES,GAS,LIQUID OR PRODUCTION METERS	X		385,906
	ANTIGUA			12,844
	BRITISH VIRGIN ISLANDS			25,610
	DENMARK			41,799
	DOMINICAN REPUBLIC			99,000
	GRENADA			16,380
	GUATEMALA			3,680
	JAMAICA			90,548
	NETHERLAND ANTIL. EXC ARUBA			53,713
	POLAND			6,150
	RUSSIA			16,682
	ST.CHRISTOPHER-NEVIS			19,500
9029100000	REVOLUTION COUNTERS, PRODUCTION COUNTERS, ETC	X		72,603
	CANADA			72,603
9029900000	PTS FOR REVOLUTION COUNTERS, ODOMETER, ETC	X		1,074,269
	AUSTRALIAN ISLANDS			26,064
	BRAZIL			71,000
	BULGARIA			146,204
	CANADA			134,666
	FRANCE			53,850
	GERMANY			150,680
	GREECE			50,400
	JAPAN			276,487
	POLAND			5,400
	REP. OF SOUTH AFRICA			3,355
	RUSSIA			2,727
	SINGAPORE			25,480
	SWITZERLAND			17,694

TABLE 5 - EXPORTS OF MERCHANDISE FROM PUERTO RICO TO FOREIGN COUNTRIES,
BY COMMODITY AND COUNTRY OF DESTINATION: FISCAL YEAR 2001

COMM CODE	DESCRIPTION AND COUNTRY	UNIT	QUANTITY	VALUE - $
	UNITED KINGDOM OF GT BRITAIN			110,262
9030100000	INST FOR MEASURING/DETECTING IONIZING RADIATIONS	NO	23	64,756
	CANADA		1	11,986
	JAPAN		22	52,770
9030200000	CATHODE-RAY OSCILLOSCOPES&CATHODE-RAY OSCILLOGRAPH	NO	45	79,820
	DOMINICAN REPUBLIC		23	55,644
	ISRAEL		21	21,491
	TRINIDAD @ TOBAGO		1	2,685
9030310000	MULTIMETERS	NO	28	23,675
	DOMINICAN REPUBLIC		22	18,161
	TRINIDAD @ TOBAGO		6	5,514
9030390040	APPARATUS TO TEST VOLTAGE OR CURRENT OR RESISTANCE	X		10,105
	PHILIPPINES			10,105
9030390080	INST&APPTS FOR MEASURING/CHECKING POWER, NESOI	X		103,703
	AUSTRALIAN ISLANDS			29,430
	BARBADOS			3,059
	DOMINICAN REPUBLIC			4,000
	PANAMA			3,877
	ST. LUCIA			17,190
	ST.CHRISTOPHER-NEVIS			22,397
	VENEZUELA			23,750
9030400000	OTH INST, SPECIALLY DESIGNED FOR TELECOMMUNICATION	X		181,279
	BARBADOS			4,423
	DOMINICAN REPUBLIC			81,484
	FRANCE			5,875
	GERMANY			16,221
	JAMAICA			6,085
	REPUBLIC OF KOREA			63,214
	VENEZUELA			3,977
9030820000	INST TO CHECK SEMICONDUCT WAFERS &SUCH THAT RECORD	NO	59	841,745
	DOMINICAN REPUBLIC		33	80,900
	INDIA		13	31,855
	ISRAEL		1	4,332
	MALAYSIA		8	20,000
	PHILIPPINES		1	665,658
	UNITED KINGDOM OF GT BRITAIN		3	39,000
9030830000	INST & APP WITH RECORDING DEVICE, NESOI	X		25,085
	ISRAEL			25,085
9030890000	INST,MEASURING/CHECKING ELECTRICAL QUANTITIE,NESOI	X		61,556
	ISRAEL			43,250
	JAPAN			18,306
9030904000	PARTS FOR ARTICLES OF SUBHEADING 9030.10	X		9,211
	GUYANA			4,895
	ST.CHRISTOPHER-NEVIS			4,316
9030908010	PARTS AND ACCESS FOR ARTICLE OF SUBHDG 9030.20	X		2,920
	ISRAEL			2,920
9030908050	PARTS AND ACCESS OF ARTI OF SUBHDG 9030.82 OR .83	X		235,000
	MALAYSIA			235,000
9030908060	PTS & ACCESS OF ARTICLES OF SCHB SUBHDG 9030,NESOI	X		28,000
	MALAYSIA			28,000
9031200000	TEST BENCHES	X		222,524
	DOMINICAN REPUBLIC			222,524
9031498000	OPTICAL INSTRUMENTS AND APPLIANCES NESOI	X		298,625
	DOMINICAN REPUBLIC			95,425
	IRELAND			200,000
	MALAYSIA			3,200
9031808060	EQUIP, TESTING ELEC CHARACTERISTICS OF ENGINES	X		11,991
	TRINIDAD @ TOBAGO			11,991
9031808070	EQUIP, TESTING EXC ELEC CHARACTERISTICS OF ENGINES	X		5,776
	JAPAN			5,776
9031808080	MEASURE/CHECK INST,APPLN&MACHINES,NESOI IN CHAP 90	X		227,713
	CHINA,PEOPLE'S REP.(MAINLAND)			13,840
	DOMINICAN REPUBLIC			27,015
	JAPAN			173,688
	VENEZUELA			13,170
9031900000	PTS, OF MACH NESOI IN THIS CHAP,& PROFILE PROJECTR	X		150,896
	DOMINICAN REPUBLIC			144,137

TABLE 5 - EXPORTS OF MERCHANDISE FROM PUERTO RICO TO FOREIGN COUNTRIES,
BY COMMODITY AND COUNTRY OF DESTINATION: FISCAL YEAR 2001

COMM CODE	DESCRIPTION AND COUNTRY	UNIT	QUANTITY	VALUE - $
	JAPAN			6,759
9032100000	THERMOSTATS	NO	298,944	5,476,604
	DOMINICA		307	171,698
	DOMINICAN REPUBLIC		298,605	5,098,416
	SWEDEN		32	206,490
9032896020	CONTROL INST,AIR CONDITIONING,HEATING SYSTEMS ETC	X		15,590
	GERMANY			7,770
	TRINIDAD @ TOBAGO			7,820
9032896030	PROCESS CONTROL INST&APPRTS FOR COMPLETE SYSTEMS	NO	1	25,275
	JAPAN		1	25,275
9032896040	PROCESS CONTROL INST&APPTS FOR TEMPERATURE CONTROL	NO	1	7,000
	GERMANY		1	7,000
9032896050	PROCESS CONTROL INST&APPTS,PRESSURE DRAFT CONTROL	NO	1	3,423
	CANADA		1	3,423
9032896060	PROCESS CONTROL INST&APPTS,FLOW&LIQ LEVEL CONTROL	NO	1	10,000
	UNITED KINGDOM OF GT BRITAIN		1	10,000
9032896075	OTHER PROCESS CONTROL INST & APPARATUS, NESOI	X		15,342
	BARBADOS			3,936
	CANADA			11,406
9032896085	AUTOMATIC REGULATING/CONTROLLING INST NESOI	X		204,962
	CANADA			202,372
	MEXICO			2,590
9032900000	PTS, AUTOM REGULATING/CONTROLLING INST & APPRTS	X		196,127
	CANADA			30,712
	DOMINICAN REPUBLIC			115,223
	IRELAND			5,548
	JAPAN			44,644
9033000000	PTS, NESOI FOR MACHINES,APPLN,INST/APPTS OF CHAP90	X		80,249
	DOMINICAN REPUBLIC			67,081
	ITALY			3,780
	NETHERLAND ANTIL. EXC ARUBA			5,602
	ST.CHRISTOPHER-NEVIS			3,786
	CLOCKS AND WATCHES AND PARTS THEREOF	TOTAL		1,834,098
9101110000	WRST WATCH, ELEC OPER,PRECIOUS METAL, MECH DISPLAY	NO	6,329	286,652
	ARUBA		4,500	139,380
	GUADELOUPE		51	33,612
	NETHERLAND ANTIL. EXC ARUBA		1,732	94,450
	SWITZERLAND		46	19,210
9101120000	WRIST WATCH,ELEC OPER,PRECIOUS METAL,OPTO-ELEC DSP	NO	732	19,085
	GUADELOUPE		732	19,085
9101190000	WRIST WATCH, ELECTRICALLY OPER,PRECIOUS METAL, NES	NO	362	75,626
	DOMINICAN REPUBLIC		296	50,701
	SWITZERLAND		66	24,925
9101910000	OTH WATCH, PRECIOUS METAL, ELEC OPR,EXC WRST WATCH	NO	353	27,249
	ANTIGUA		63	6,808
	ARUBA		196	12,260
	GUADELOUPE		94	8,181
9101990000	OTH WATCH, PRCS METAL, NT BATTERY, EXC WRIST WATCH	NO	1	2,880
	GUADELOUPE		1	2,880
9102110000	WRST WATCH, ELEC OPER,MECHANICAL DISPLY,BASE METAL	NO	907	72,706
	ARUBA		416	25,248
	BRITISH VIRGIN ISLANDS		101	5,109
	GUADELOUPE		1	3,362
	NETHERLAND ANTIL. EXC ARUBA		327	36,389
	ST. LUCIA		62	2,598
9102190000	WRIST WATCHES, ELEC OPR,W OTHER DISPLY, BASE METAL	NO	93	3,154
	NETHERLAND ANTIL. EXC ARUBA		93	3,154
9102210000	WRST WATCH, NT BATTERY, CASE BASE METAL, AUTOMATIC	NO	5,254	834,520
	ARUBA		5,254	834,520
9102290000	WRIST WATCHES, NT BATTERY, BASE METAL, W/O AUTOMAT	NO	313	18,015
	ARUBA		153	8,648
	NETHERLAND ANTIL. EXC ARUBA		160	9,367
9102910000	OTH WATCH, BASE METAL, ELEC OPER,EXCEPT WRST WATCH	NO	233	14,903
	CAYMAN ISLANDS		219	4,837
	NETHERLAND ANTIL. EXC ARUBA		14	10,066

TABLE 5 - EXPORTS OF MERCHANDISE FROM PUERTO RICO TO FOREIGN COUNTRIES,
BY COMMODITY AND COUNTRY OF DESTINATION: FISCAL YEAR 2001

COMM CODE	DESCRIPTION AND COUNTRY	UNIT	QUANTITY	VALUE - $
9102990000	OTH WATCH, BASE METAL, NT ELEC OPR,EXC WRIST WATCH	NO	1	8,397
	NETHERLAND ANTIL. EXC ARUBA		1	8,397
9106100000	TIME REGISTERS; TIME-RECORDERS	NO	4,446	164,606
	BULGARIA		4	7,568
	DOMINICAN REPUBLIC		335	56,700
	GERMANY		2,019	66,328
	JAPAN		2,076	24,692
	UNITED KINGDOM OF GT BRITAIN		12	9,318
9107000000	TIME SWITCHES W CLK/WTCH MOVEMNT/SYNCHRONOUS MOTOR	NO	8	12,000
	DOMINICAN REPUBLIC		8	12,000
9111100000	WTCH CASES,PRCS METAL OR METAL CLAD W PRCS METAL	NO	29	2,550
	DOMINICAN REPUBLIC		29	2,550
9111900000	PTS, WATCH CASES OF PRECIOUS METAL OR BASE METAL	NO	341	17,240
	SWITZERLAND		341	17,240
9113100000	WATCH BANDS ETC,OF PRCS METAL/METAL CLAD W PRCS MT	X		238,660
	ARUBA			102,497
	GUYANA			3,300
	NETHERLAND ANTIL. EXC ARUBA			132,863
9113200000	WATCH BANDS, ETC, OF BASE METAL WHETHER/NT GLD/SLV	X		12,655
	AUSTRALIAN ISLANDS			3,071
	JAPAN			9,584
9114200000	CLOCK OR WATCH JEWELS	NO	396	9,868
	NAMIBIA		396	9,868
9114900000	PARTS FOR CLOCKS OR WATCHES, NESOI	X		13,332
	GUADELOUPE			13,332
	MUSICAL INSTRUMENTS; PARTS AND ACCESSORIES OF SUCH ARTICLES	TOTAL		346,842
9201900000	PIANOS, NESOI	NO	196	104,795
	BRITISH VIRGIN ISLANDS		1	4,795
	UNITED KINGDOM OF GT BRITAIN		195	100,000
9202100000	STRING MUSICAL INSTRUMENTS PLAYED WITH A BOW	NO	10	3,980
	FINLAND		10	3,980
9202906000	STRING MUSICAL INSTRUMENTS, NESOI	NO	52	8,433
	NETHERLANDS		21	3,375
	SPAIN		31	5,058
9206000000	PERCUSSION MUSICAL INSTRUMENTS	NO	5	5,000
	MEXICO		5	5,000
9207900080	MUSICAL INSTRUMENTS, ELECTRICALLY AMPLIFIED, NESOI	NO	1,226	204,752
	ARGENTINA		1,175	197,450
	DOMINICAN REPUBLIC		51	7,302
9208900080	MOUTH-BLOWN SOUND SIGNALLING INSTRUMENTS, NESOI	NO	598	4,780
	TRINIDAD @ TOBAGO		598	4,780
9209300000	PARTS AND ACCESSORIES FOR STRING MUSICAL INSTRMNTS	NO	350	6,282
	GERMANY		350	6,282
9209920000	PTS & ACCESSORIES FOR MUSICAL INST OF HEADING 9202	X		4,000
	NETHERLAND ANTIL. EXC ARUBA			4,000
9209990000	PTS & ACCESSORIES FOR EX. CARDS, DISCS, ETC, NESOI	X		4,820
	BARBADOS			4,820
	ARMS AND AMMUNITION;PARTS AND ACCESSORIES THEREOF	TOTAL		42,173
	ARMS AND AMMUNITION;PARTS AND ACCESSORIES THEREOF	TOTAL		42,173
9302000000	REVOLVERS & PISTOLS, EXC OF HEADING 9303 OR 9304	NO	17	7,830
	BARBADOS		17	7,830
9304000000	OTH ARMS, SPRING, AIR/GAS & PISTOL ETC,EXC OF 9301	NO	356	8,158
	TRINIDAD @ TOBAGO		356	8,158
9305290000	PTS, OF SHOTGUNS/RIFLES OF 9303 EXC SHOTGUN BARREL	X		7,382
	BARBADOS			7,382
9305903010	PTS, OF GUNS, HOWITZERS & MORTARS, 30MM OR <, 9301	X		16,203
	BELGIUM			16,203
9305904000	PARTS OF HEADING 9303 EXCEPT SHOTGUNS OR RIFLES	X		2,600
	DOMINICAN REPUBLIC			2,600

TABLE 5 - EXPORTS OF MERCHANDISE FROM PUERTO RICO TO FOREIGN COUNTRIES,
BY COMMODITY AND COUNTRY OF DESTINATION: FISCAL YEAR 2001

COMM CODE	DESCRIPTION AND COUNTRY	UNIT	QUANTITY	VALUE - $
	MISCELLANEOUS MANUFACTURED ARTICLES	TOTAL		11,398,060
	FURNITURE;BEDDING,MATTRESSES,MATTRESS SUPPORTS,CUSHIONS AND SIMILAR STUFFED FURNISHINGS;LAMPS AND LIGHTING FITTINGS, NOT ELSEWHERE SPECIFIED OR INCLUDED; ILLUMINATED SIGNS, ILLUMINATED NAME-PLATES AND THE LIKE,PREFABRICATED BUILDINGS	TOTAL		3,647,686
9401100000	SEATS OF A KIND USED FOR AIRCRAFT	NO	2	3,750
	JAPAN		2	3,750
9401308000	SWIVEL SEATS WITH VARIABLE HEIGHT ADJUSTMENT, NESO	NO	250	57,000
	DOMINICAN REPUBLIC		250	57,000
9401400000	SEATS EXC GARDEN SEATS/CAMPING EQUIP, CONVT TO BED	NO	74	9,950
	SAUDI ARABIA		74	9,950
9401693000	CHAIRS, EXCEPT UPHOLSTERED WITH WOODEN FRAMES	NO	100	2,599
	DOMINICA		100	2,599
9401710000	SEATS WITH METAL FRAMES, UPHOLSTERED	NO	30	5,025
	DOMINICAN REPUBLIC		30	5,025
9401790000	SEATS WITH METAL FRAMES, EXCEPT UPHOLSTERED	NO	100	7,800
	DOMINICAN REPUBLIC		100	7,800
9402100000	DENTISTS', BARBERS OR SIMILAR CHAIRS AND PARTS	X		35,765
	ANTIGUA			8,741
	COLOMBIA			17,024
	DOMINICAN REPUBLIC			10,000
9402900010	HOSPITAL FURNITURE	X		10,301
	ECUADOR			10,301
9402900020	MEDICAL SURGICAL DENTAL/VETERNARY FURNITURE, NESOI	X		232,700
	BRITISH VIRGIN ISLANDS			4,800
	NAMIBIA			2,900
	NETHERLAND ANTIL. EXC ARUBA			225,000
9403100020	METAL FILING CABINETS OF A KIND USED IN OFFICES	X		8,072
	ARUBA			5,316
	BRAZIL			2,756
9403100040	METAL FURNITURE OF A KIND USED IN OFFICE, NESOI	X		66,329
	ANTIGUA			2,832
	ARUBA			6,950
	BRITISH VIRGIN ISLANDS			3,045
	DOMINICAN REPUBLIC			15,000
	GERMANY			5,000
	GUATEMALA			6,000
	HONDURAS			9,312
	HUNGARY			5,000
	SPAIN			6,000
	ST.CHRISTOPHER-NEVIS			7,190
9403200010	METAL FURNITURE OF A KIND USED IN HOUSEHOLD	X		116,333
	COSTA RICA			25,008
	MEXICO			20,407
	NETHERLAND ANTIL. EXC ARUBA			28,917
	SPAIN			31,450
	TRINIDAD @ TOBAGO			10,551
9403200020	METAL FURNITURE COUNTERS, LOCKERS ETC, EXC OFFICE	X		61,639
	BRITISH VIRGIN ISLANDS			26,525
	DOMINICAN REPUBLIC			29,782
	PANAMA			5,332
9403200030	METAL FURNITURE AND PARTS, NESOI	X		67,877
	BRITISH VIRGIN ISLANDS			8,743
	DOMINICAN REPUBLIC			6,408
	EL SALVADOR			15,000
	ST.CHRISTOPHER-NEVIS			15,726
	VENEZUELA			22,000
9403300000	WOODEN FURNITURE OF A KIND USED IN OFFICES	X		115,093
	DOMINICAN REPUBLIC			115,093
9403409500	WOODEN FURNITURE USED IN KITCHEN, EXC CABINET	X		25,224
	DOMINICAN REPUBLIC			25,224

TABLE 5 - EXPORTS OF MERCHANDISE FROM PUERTO RICO TO FOREIGN COUNTRIES,
BY COMMODITY AND COUNTRY OF DESTINATION: FISCAL YEAR 2001

COMM CODE	DESCRIPTION AND COUNTRY	UNIT	QUANTITY	VALUE - $
9403500000	WOODEN FURNITURE OF A KIND USED IN THE BEDROOM	X		20,742
	BRITISH VIRGIN ISLANDS			4,596
	DOMINICAN REPUBLIC			16,146
9403600000	WOODEN FURNITURE, NESOI	X		470,424
	ANTIGUA			142,367
	BRITISH VIRGIN ISLANDS			68,419
	DOMINICAN REPUBLIC			10,872
	NETHERLAND ANTIL. EXC ARUBA			82,679
	NETHERLANDS			5,932
	PANAMA			147,014
	ST.CHRISTOPHER-NEVIS			9,711
	TRINIDAD @ TOBAGO			3,430
9403700000	FURNITURE OF PLASTICS	X		30,362
	DOMINICAN REPUBLIC			10,362
	SPAIN			20,000
9403800000	FURNITURE OF CANE, BAMBOO OR SIMLR MATERIAL, NESOI	X		20,761
	BRITISH VIRGIN ISLANDS			20,761
9403905500	PTS, OF FURNITURE RUB/PLASTIC FOR MOTOR VEHICLES	X		10,639
	BRITISH VIRGIN ISLANDS			10,639
9403907000	FURNITURE PARTS OF WOOD	X		5,159
	DOMINICAN REPUBLIC			5,159
9403909000	PARTS OF FURNITURE NESOI	X		66,712
	BRITISH VIRGIN ISLANDS			18,854
	DOMINICAN REPUBLIC			47,858
9404100000	MATTRESS SUPPORTS	NO	123	46,197
	DOMINICAN REPUBLIC		51	14,356
	TRINIDAD @ TOBAGO		72	31,841
9404210000	MATTRESS OF CELLULAR RUBBER OR PLASTICS	NO	145	27,652
	BRITISH VIRGIN ISLANDS		6	2,704
	TRINIDAD @ TOBAGO		139	24,948
9404290000	MATTRESSES OF OTHER THAN CELLULAR RUB/PLASTICS	NO	1,215	109,647
	DOMINICAN REPUBLIC		108	28,000
	NETHERLAND ANTIL. EXC ARUBA		1,087	74,147
	PHILIPPINES		20	7,500
9404904000	PILLOWS, CUSHIONS, AND SIMILAR FURNISHING	X		80,059
	ANGUILLA			8,350
	DOMINICAN REPUBLIC			63,742
	NETHERLAND ANTIL. EXC ARUBA			7,967
9404907000	MATTRESS SUPPORTS COTTON NOT HAVING EMBROIDERY ETC	X		4,979
	NETHERLAND ANTIL. EXC ARUBA			4,979
9405101000	CHANDELIERS & OTH ELEC CEILING/WALL LGHT,HOUSEHOLD	NO	166	12,645
	BRITISH VIRGIN ISLANDS		27	3,645
	CHINA,PEOPLE'S REP.(MAINLAND)		139	9,000
9405103000	CHANDELIERS, ELEC CEILING/WALL LGHT, EXC HOUSEHOLD	NO	217	134,149
	BARBADOS		1	3,757
	BELGIUM		24	3,597
	BRITISH VIRGIN ISLANDS		2	28,400
	DOMINICAN REPUBLIC		132	19,704
	MEXICO		56	9,541
	YEMEN		2	69,150
9405201000	ELEC TABLE, DESK, BEDSIDE/FLOOR LAMP FOR HOUSEHOLD	NO	1,554	111,800
	DOMINICAN REPUBLIC		1,554	111,800
9405203000	ELEC TABLE, DESK, BEDSIDE/FLOOR LAMP EXC HOUSEHOLD	NO	27	3,914
	DOMINICAN REPUBLIC		27	3,914
9405300000	LIGHTING SETS OF A KIND USED FOR CHRISTMAS TREES	NO	1,600	84,565
	DOMINICAN REPUBLIC		340	77,500
	ST.VINCENT @ THE GRENADINES		1,260	7,065
9405400000	ELECTRIC LAMPS AND LIGHTING FITTINGS, NESOI	NO	1,781	169,255
	BRITISH VIRGIN ISLANDS		13	4,653
	DOMINICAN REPUBLIC		1,767	159,352
	UNITED KINGDOM OF GT BRITAIN		1	5,250
9405500000	NON-ELECTRICAL LAMPS AND LIGHTING FITTINGS	NO	227	420,350
	DOMINICAN REPUBLIC		227	420,350
9405600000	ILLUMINATED SIGNS, ILLUMINATED NAMEPLATES AND THE	NO	444	703,000
	BRITISH VIRGIN ISLANDS		1	5,000
	DOMINICAN REPUBLIC		443	698,000
9405990000	PARTS FOR LAMPS AND LIGHTING FITTINGS, NESOI	X		113,701

TABLE 5 - EXPORTS OF MERCHANDISE FROM PUERTO RICO TO FOREIGN COUNTRIES,
BY COMMODITY AND COUNTRY OF DESTINATION: FISCAL YEAR 2001

COMM CODE	DESCRIPTION AND COUNTRY	UNIT	QUANTITY	VALUE - $
	CANADA			104,970
	SWEDEN			8,731
9406008025	PREFABRICATED BUILDINGS OF METAL	NO	107	123,697
	DOMINICA		13	8,727
	DOMINICAN REPUBLIC		63	80,643
	NETHERLAND ANTIL. EXC ARUBA		30	28,077
	TRINIDAD @ TOBAGO		1	6,250
9406008090	PREFABRICATED BUILDINGS, NESOI	NO	8	51,820
	DOMINICAN REPUBLIC		7	23,292
	PANAMA		1	28,528
	TOYS,GAMES AND SPORTS EQUIPMENT; PARTS AND ACCESSORIES THEREOF	TOTAL		2,238,624
9502910000	DOLL GARMENTS AND ACCESSORIES THEREOF, FOOTWEAR	X		4,188
	GRENADA			4,188
9503100000	ELECTRIC TRAINS, INCL TRACKS, & OTH ACCESS & PARTS	X		5,000
	GUYANA			5,000
9503200000	REDUCED-SIZE (SCALE) MODEL ASSEMBLY KITS	X		20,738
	COLOMBIA			16,080
	DOMINICAN REPUBLIC			4,658
9503300000	CONSTRUCTION SETS & CONSTRUCTIONAL TOY & PTS,NESOI	X		10,001
	ECUADOR			10,001
9503410000	STUFFED TOYS (ANIMALS / NON-HUMAN); PRTS NESOI	X		4,000
	VENEZUELA			4,000
9503410010	STUFFED TOYS	NO	3,786	24,640
	DOMINICAN REPUBLIC		2,557	16,640
	UNITED ARAB EMIRATES		1,229	8,000
9503490000	TOYS ANMLS OR NON HMN CRTURES NT STFFD AND PRTS	X		468,000
	HONG KONG			468,000
9503490025	TOYS, ANIMALS OR NON HUMAN CREATURES, NOT STUFFED	NO	830	7,414
	MEXICO		830	7,414
9503490050	PARTS OF TOYS REPRESENTING ANIMALS/NON-HUMAN,NESOI	X		4,018
	DOMINICAN REPUBLIC			4,018
9503600000	PARTS AND ACCESSORIES FOR PUZZLES	X		5,200
	JORDAN			5,200
9503800000	TOYS / MODELS INCRP AN ELCTRC MTR PRTS / ACCES NES	X		2,932
	NETHERLAND ANTIL. EXC ARUBA			2,932
9503900000	TOYS AND MODELS NESOI AND PARTS NESOI	X		38,254
	DOMINICAN REPUBLIC			38,254
9503900045	TOYS AND MODELS, NESOI	NO	360	3,006
	BRITISH VIRGIN ISLANDS		360	3,006
9504100000	VDEO GMS USED WITH A TV RECEIVER PRTS AND ACCES	X		35,785
	BARBADOS			17,570
	DOMINICAN REPUBLIC			10,165
	PANAMA			8,050
9504100010	VIDEO GAMES OF A KIND USED WITH A T.V. RECEIVER	X		21,300
	DOMINICAN REPUBLIC			21,300
9504200000	ARTICLES, PTS & ACC FOR BILLIARDS INCL POCKET BILR	X		28,747
	DOMINICAN REPUBLIC			28,747
9504300010	VIDEO GAMES, COIN-OR TOKEN-OPERATED	X		4,200
	ST.CHRISTOPHER-NEVIS			4,200
9504906000	CHESS,CHECKER,PARCHEESI,DART & OTH GAM PLYD ON BRD	X		73,485
	BRITISH VIRGIN ISLANDS			21,828
	NETHERLAND ANTIL. EXC ARUBA			51,657
9504909080	ARTICLES FOR ARCADE, TABLE OR PARLOR GAMES, NESOI	X		11,171
	GUATEMALA			11,171
9505104020	PLASTIC ARTICL FOR CHRISTMAS FESTIVITIES & PTS,NES	X		37,374
	BRITISH VIRGIN ISLANDS			37,374
9505105010	ARTIFICIAL CHRISTMAS TREES, EXCEPT OF PLASTIC	NO	186	23,172
	BRITISH VIRGIN ISLANDS		186	23,172
9505105020	ARTICLS FOR CHRISTMAS FESTIV & PTS,EX PLASTIC, NES	X		48,301
	NETHERLAND ANTIL. EXC ARUBA			48,301
9505906000	FESTIVE, OR OTHER ENTERTAINMENT ARTICLES, NESOI	X		766,742
	BRITISH VIRGIN ISLANDS			232,050
	JAMAICA			4,514
	MEXICO			9,114

TABLE 5 - EXPORTS OF MERCHANDISE FROM PUERTO RICO TO FOREIGN COUNTRIES,
BY COMMODITY AND COUNTRY OF DESTINATION: FISCAL YEAR 2001

COMM CODE	DESCRIPTION AND COUNTRY	UNIT	QUANTITY	VALUE - $
	NETHERLAND ANTIL. EXC ARUBA			501,441
	SAUDI ARABIA			9,950
	ST.CHRISTOPHER-NEVIS			9,673
9506310000	GOLF CLUBS, COMPLETE	NO	211	20,360
	ARUBA		1	4,404
	JAPAN		85	4,636
	NETHERLAND ANTIL. EXC ARUBA		15	2,572
	SINGAPORE		110	8,748
9506390060	PARTS OF GOLF CLUBS, NESOI	X		6,893
	CHINA (TAIWAN)			6,893
9506390080	OTHER GOLF EQUIPMENT, PARTS AND ACCESSORIES, NESOI	X		6,270
	PORTUGAL			6,270
9506624080	SOCCER BALLS	NO	285	3,457
	BARBADOS		285	3,457
9506910000	GYMANASIUM, OR OTH EXERCISE ARTICLES & EQUIP& PTS	X		188,940
	DOMINICAN REPUBLIC			158,700
	VENEZUELA			30,240
9506997000	ARTICLES & EQUIP FOR GYMNASTICS, NESOI	X		64,132
	ARUBA			4,745
	AUSTRALIAN ISLANDS			4,763
	DOMINICA			2,617
	DOMINICAN REPUBLIC			47,757
	TRINIDAD @ TOBAGO			4,250
9507100080	FISHING RODS PARTS AND ACCESSORIES	X		6,557
	ARUBA			6,557
9507200000	FISH-HOOKS, WHETHER OR NOT SNELLED	X		6,142
	BARBADOS			6,142
9507900000	LINE-FISHING TACKLE & HUNT/SHOOTING EQUIP & PTS,NE	X		24,659
	NETHERLAND ANTIL. EXC ARUBA			24,659
9508000000	MERRY-GO-ROUNDS, OTH FAIRGROUND AMUSEMENTS, PARTS	X		263,546
	BRITISH VIRGIN ISLANDS			71,810
	NETHERLAND ANTIL. EXC ARUBA			23,236
	NETHERLANDS			168,500
	MISCELLANEOUS MANUFACTURED ARTICLES	TOTAL		5,511,750
9603100000	BROOMS & BRUSHES, OF TWIGS/OTH VEG MAT BOUND	DOZ	813	15,053
	ANTIGUA		118	3,880
	ST.CHRISTOPHER-NEVIS		695	11,173
9603210000	TOOTH BRUSHES	NO	3,696,249	4,955,937
	ARGENTINA		6,042	166,500
	ARUBA		20,914	40,691
	BAHAMAS		20	2,625
	BARBADOS		17,088	16,976
	BELGIUM		153,365	288,226
	BELIZE		8,866	9,371
	BRAZIL		391,871	594,425
	BRITISH VIRGIN ISLANDS		5,956	11,048
	CHILE		2,037	55,517
	COLOMBIA		148,494	110,453
	DOMINICAN REPUBLIC		203,967	217,113
	ECUADOR		237,615	297,604
	GERMANY		129,639	39,300
	GUATEMALA		669,064	666,693
	GUYANA		2,348	2,607
	JAMAICA		73,040	68,331
	MEXICO		1,223,580	1,739,403
	NETHERLAND ANTIL. EXC ARUBA		43,544	106,561
	REP. OF SOUTH AFRICA		172,809	131,477
	ST. LUCIA		2,448	3,074
	ST.CHRISTOPHER-NEVIS		3,960	4,113
	TRINIDAD @ TOBAGO		59,040	80,818
	URUGUAY		12,672	7,596
	VENEZUELA		107,870	295,415
9603290000	SHAVING BRUSHES, HAIRBRUSHES, ETC FOR PERSON	NO	11,742	46,828
	BRITISH VIRGIN ISLANDS		165	3,070
	MEXICO		7,937	30,000

TABLE 5 - EXPORTS OF MERCHANDISE FROM PUERTO RICO TO FOREIGN COUNTRIES,
BY COMMODITY AND COUNTRY OF DESTINATION: FISCAL YEAR 2001

COMM CODE	DESCRIPTION AND COUNTRY	UNIT	QUANTITY	VALUE - $
	SWITZERLAND		3,640	13,758
9603404050	PAINT,DISTEMPR,VARNISH OR SIMILR BRUSHES,EX 960330	NO	2,000	5,300
	BRITISH VIRGIN ISLANDS		2,000	5,300
9606210000	BUTTONS OF PLASTICS, NOT COVERED WITH TEXT MATERLS	GRS	30,682	46,543
	DOMINICA		2,715	4,118
	HAITI		4,071	6,175
	HONG KONG		23,896	36,250
9606220000	BUTTONS,OF BASE METAL,NOT COVERD W TEXTILE MAT	GRS	1,042	3,000
	DOMINICAN REPUBLIC		1,042	3,000
9606300000	BUTTONS MOLDS & OTHER PARTS OF BUTTONS; BUTTON BLA	X		7,313
	DOMINICAN REPUBLIC			7,313
9607110000	SLIDE FASTENERS WITH CHAIN SCOOPS OF BASE METAL	NO	123,354	41,566
	DOMINICAN REPUBLIC		54,610	26,679
	HONG KONG		68,744	14,887
9608100000	BALL POINT PENS	GRS	3,387	50,400
	BARBADOS		50	8,829
	BRITISH VIRGIN ISLANDS		184	6,687
	DOMINICAN REPUBLIC		2,864	25,385
	JAMAICA		47	2,749
	SURINAME		242	6,750
9608200000	FELT TIPPED & OTHER POROUS-TIPPED PENS & MARKERS	GRS	4	4,112
	ST.CHRISTOPHER-NEVIS		4	4,112
9608310000	INDIA INK DRAWING PENS	NO	315	3,000
	DOMINICAN REPUBLIC		315	3,000
9608600000	REFILS FOR BALL PT PENS,COMRISING BALL PT & INK RS	NO	1,848	14,531
	FRANCE		388	6,727
	UNITED KINGDOM OF GT BRITAIN		1,460	7,804
9609100000	PENCILS & CRAYONS,WITH LEADS IN A RIGID SHEATH	GRS	1,313	5,618
	DOMINICAN REPUBLIC		1,313	5,618
9612101000	RIBBONS <30MM IN PLST/MTL CRTRDGES FOR TYPEWRITERS	DOZ	320	10,497
	ANTIGUA		320	10,497
9612109000	TYPEWRITER OR SIMILAR RIBBONS, NESOI	DOZ	163	5,344
	UNITED KINGDOM OF GT BRITAIN		163	5,344
9613900000	PARTS OF LIGHTERS	X		58,686
	MEXICO			19,738
	POLAND			38,948
9615190000	COMBS, HAIR-SLIDES AND THE LIKE, NESOI	X		9,950
	SAUDI ARABIA			9,950
9616100000	SCENT SPRAYERS,ETC,& MOUNTS & HEADS THEREFORE	X		215,947
	FRANCE			197,165
	UNITED KINGDOM OF GT BRITAIN			18,782
9616200000	POWDER PUFFS & PADS TO APPLY COSMETICS,TOILET PREP	KG	748	7,600
	TRINIDAD @ TOBAGO		748	7,600
9618000000	TAILORS' DUMMIES & OTHR MANNEQUINS FOR DISPLAY	X		4,525
	DOMINICA			4,525
	WORK OF ART,COLLECTORS PIECES AND ANTIQUES	TOTAL		1,184,165
	WORK OF ART,COLLECTORS PIECES AND ANTIQUES	TOTAL		1,184,165
9701100000	PAINTINGS, DRAWING AND PASTELS EXC OF HEADING 4906	X		490,175
	BARBADOS			7,000
	FRANCE			298,400
	NAMIBIA			4,690
	PANAMA			8,985
	SPAIN			140,000
	VENEZUELA			31,100
9701900000	PAINTINGS, DRAWING AND PASTELS, NESOI	X		395,590
	BARBADOS			17,000
	FRANCE			365,290
	TRINIDAD @ TOBAGO			13,300
9703000000	ORIGINAL SCULPTURES AND STATUARY, IN ANY MATERIAL	X		298,400
	FRANCE			298,400
	SPECIAL CLASSIFICATION PROVISIONS	TOTAL		14,993,278

TABLE 5 - EXPORTS OF MERCHANDISE FROM PUERTO RICO TO FOREIGN COUNTRIES,
BY COMMODITY AND COUNTRY OF DESTINATION: FISCAL YEAR 2001

COMM CODE	DESCRIPTION AND COUNTRY	UNIT	QUANTITY	VALUE - $
	SPECIAL CLASSIFICATION PROVISIONS	TOTAL		14,993,278
9801100000	VALUE OF REPAIR/ALTER ARTICLES PREVIOUS IMPORTED	X		3,179,061
	ANTIGUA			35,609
	AUSTRALIAN ISLANDS			6,933
	CANADA			115,040
	DOMINICAN REPUBLIC			1,947,282
	IRELAND			645,105
	SAUDI ARABIA			392,881
	TRINIDAD @ TOBAGO			7,400
	UNITED KINGDOM OF GT BRITAIN			26,128
	VENEZUELA			2,683
9802100000	COMMINGLED FOOD PRODUCTS, DONATED, RELIEF/CHARITY	X		5,013
	EL SALVADOR			5,013
9802200000	MEDICINAL & PHARMACEUTICAL PRODUCTS, DONATED	X		45,838
	BRAZIL			8,748
	DOMINICAN REPUBLIC			32,990
	SPAIN			4,100
9802300000	ALL WEARING APPAREL, DONATED FOR RELIEF/CHARITY	X		79,581
	ANTIGUA			3,000
	DOMINICAN REPUBLIC			76,581
9802400000	ARTICLES DONATED FOR RELIEF OR CHARITY, NESOI	X		834,999
	CUBA			269,000
	EL SALVADOR			100,000
	HAITI			442,699
	JAMAICA			23,300
9803100000	MILITARY WEARING APPAREL OF ALL TYPES & MATERIALS	X		171,798
	DOMINICAN REPUBLIC			31,798
	EL SALVADOR			140,000
9803200000	MILITARY EQUIPMENTS NOT IDENTIFIED BY KIND	X		6,581
	UNITED KINGDOM OF GT BRITAIN			6,581
9809005000	SHIPMENTS UNDER $20,001, NOT IDENTIFIED BY KIND	X		10,536,995
	ANGUILLA			123,172
	ANTIGUA			162,078
	ARGENTINA			38,531
	ARUBA			382,264
	AUSTRALIAN ISLANDS			42,725
	BAHAMAS			81,610
	BAHRAIN			3,208
	BARBADOS			311,456
	BELGIUM			54,152
	BERMUDA			12,414
	BRAZIL			243,155
	BRITISH VIRGIN ISLANDS			447,587
	CAYMAN ISLANDS			14,977
	CHILE			56,695
	CHINA (TAIWAN)			17,191
	COLOMBIA			71,361
	COSTA RICA			374,936
	DOMINICA			68,207
	DOMINICAN REPUBLIC			2,180,332
	EL SALVADOR			25,158
	FRANCE			76,808
	GERMANY			113,852
	GREECE			5,888
	GRENADA			126,227
	GUADELOUPE			115,483
	GUATEMALA			61,420
	GUYANA			20,152
	HAITI			54,434
	HONDURAS			173,802
	HONG KONG			18,977
	INDIA			23,921
	IRELAND			12,480
	ITALY			28,456
	JAMAICA			423,907

TABLE 5 - EXPORTS OF MERCHANDISE FROM PUERTO RICO TO FOREIGN COUNTRIES,
BY COMMODITY AND COUNTRY OF DESTINATION: FISCAL YEAR 2001

COMM CODE	DESCRIPTION AND COUNTRY	UNIT	QUANTITY	VALUE - $
	JAPAN			57,916
	KUWAIT			16,128
	MALAYSIA			5,279
	MARTINIQUE			6,451
	MEXICO			130,227
	MONTSERRAT			12,905
	MOROCCO			11,400
	NETHERLAND ANTIL. EXC ARUBA			2,367,588
	NETHERLANDS			81,411
	NEW ZEALAND ISLANDS			2,820
	NICARAGUA			32,032
	NIGERIA			6,136
	PANAMA			181,077
	PERU			27,057
	PORTUGAL			32,696
	REP. OF SOUTH AFRICA			11,432
	REPUBLIC OF KOREA			3,575
	SINGAPORE			3,906
	SPAIN			50,472
	ST. LUCIA			285,999
	ST.CHRISTOPHER-NEVIS			118,762
	ST.VINCENT @ THE GRENADINES			146,464
	SWEDEN			3,333
	THAILAND			12,889
	TRINIDAD @ TOBAGO			535,726
	TURKEY			5,464
	UNITED KINGDOM OF GT BRITAIN			206,897
	VENEZUELA			213,937
9870003000	CANADIAN GOODS RETURNED	X		122,045
	CANADA			122,045
9870005000	NON-CANADIAN GOODS RETURNED TO CANADA	X		11,367
	CANADA			11,367

TABLE - 6 SHIPMENTS OF MERCHANDISE FROM PUERTO RICO TO VIRGIN ISLANDS,
BY COMMODITY: FISCAL YEAR 2001

COMM CODE	DESCRIPTION	UNIT	QUANTITY	VALUE - $
		TOTAL		92,890,477
	LIVE ANIMALS;ANIMAL PRODUCTS.....	TOTAL		553,736
	LIVE ANIMALS.....	TOTAL	64	74,500
0101190000	HORSES, LIVE, EXCEPT PUREBRED BREEDING ANIMALS	NO	3	24,500
0102900000	BOVINE ANIMALS, LIVE, NESOI	NO	61	50,000
	MEAT AND EDIBLE MEAT OFFAL.....	TOTAL	5,540	30,048
0201100010	CARCASSES/HALF-CARCASSES OF VEAL, FRESH OR CHILLED	KG	1,106	12,064
0201206000	MEAT BOVINE ANMLS CUTS W/BONE EX PROCSSD FRSH/CHLD	KG	407	9,218
0203194000	MEAT OF SWINE, NESOI, EX PROCESSED, FRESH/CHILLED	KG	1,827	4,542
0207130000	CHICKEN CUTS & EDIBLE OFFAL (INCL LIVER) FRSH/CHLD	KG	2,200	4,224
	FISH AND CRUSTACEANS, MOLLUSCS AND OTHER AQUATIC INVERTEBRATES.....	TOTAL	8,141	48,062
0302110010	RAINBOW TROUT FARMED FRESH/CHILLED EXC FLT/LVR/ROE	KG	1,585	19,900
0305690000	FISH NESOI,SALTED NOT DRIED OR SMOKED; IN BRINE	KG	6,556	28,162
	DAIRY PRODUCE;BIRDS EGGS;NATURAL HONEY EDIBLE PRODUCTS OF ANIMAL ORIGIN, NOT ELSEWHERE SPECIFIED OR INCLUDED.....	TOTAL		401,126
0401200000	MILK/CREAM NT CNCTRD/SWT, FAT CONTENT OV 1% NOV-6%	L	7,206	5,189
0402210000	MLK/CREAM CNCTRD NT SWTN PWD/OTH SOLIDS OV 1.5% FA	KG	19,678	12,000
0402910000	MILK & CREAM WHTHR/NT CONCENTRATD NT SWEETND NESOI	KG	286,800	271,877
0402990000	MILK/CREAM, WHTHR/NOT CONCENTRATED, SWEETND, NESOI	KG	19,682	24,883
0404900000	PRODUCTS OF NATURAL MILK CONSTITUENTS, NESOI	KG	409	19,125
0405100000	BUTTER	KG	20,576	68,052
	VEGETABLES PRODUCTS.....	TOTAL		294,583
	LIVE TREES AND OTHER PLANTS; BULBS, ROOTS AND THE LIKE; CUT FLOWERS AND ORNAMENTAL FOLIAGE.....	TOTAL		57,795
0602100000	UNROOTED CUTTINGS AND SLIPS OF PLANTS, NESOI	NO	2,214	10,975
0602906090	PLANTS, LIVE, WITH SOIL ATTACHED TO ROOTS, NESOI	NO	3,000	15,000
0603100000	CUT FLOWERS AND FLOWER BUDS, FRESH	X		8,109
0604910000	FOLIAGE, BRANCHES ETC, FRESH	X		11,281
0604990000	FOLIAGES, BRANCHES ETC DRID/DYED/BLACHD/IMPREG ETC	X		12,430
	EDIBLE VEGETABLES AND CERTAIN ROOTS AND TUBERS.....	TOTAL	34,133	44,389
0712909000	VEGETABLES NESOI & MIXTURES OF VEGETABLES DRIED ET	KG	16,793	32,022
0713104020	GREEN PEAS, EXCEPT SEED, DRIED, SHELLED	KG	17,340	12,367
	EDIBLE FRUITS AND NUTS; PEEL OF CITRUS FRUITS OR MELONS.....	TOTAL	1,818	4,686
0801190000	COCONUTS, OTHER THAN DESSICATED	KG	1,818	4,686
	CEREALS.....	TOTAL	191,750	71,439
1006204040	RICE, MEDIUM GRAIN, HUSKED (BROWN)	KG	159,531	45,483
1006204060	RICE, SHORT GRAIN, HUSKED (BROWN)	KG	32,219	25,956
	PRODUCTS OF THE MILLING INDUSTRY; MALT; STARCHES; INULIN; WHEAT GLUTEN.....	TOTAL	295,412	116,274
1101000000	WHEAT OR MESLIN FLOUR	KG	269,076	103,658
1102200000	CORN (MAIZE) FLOUR	KG	20,245	9,566
1103130020	GROATS AND MEAL OF CORN (MAIZE), CORNMEAL	KG	6,091	3,050

TABLE - 6 SHIPMENTS OF MERCHANDISE FROM PUERTO RICO TO VIRGIN ISLANDS,
BY COMMODITY: FISCAL YEAR 2001

COMM CODE	DESCRIPTION	UNIT	QUANTITY	VALUE - $
	ANIMAL OR VEGETABLE FATS AND OILS AND THEIR CLEAVAGE PRODUCTS; PREPARED EDIBLE FATS;ANIMAL OR VEGETABLE WAXES.....	TOTAL	34,334	44,865
	ANIMAL OR VEGETABLE FATS AND OILS AND THEIR CLEAVAGE PRODUCTS; PREPARED EDIBLE FATS; ANIMAL OR VEGETABLE WAXES.....	TOTAL	34,334	44,865
1515290040	CORN (MAIZE) OIL, FULLY REFINED, NT CHEM MODIFIED	KG	34,334	44,865
	PREPARED FOODSTUFFS; BEVERAGES, SPIRITS AND VINEGAR; TOBACCO AND MANUFACTURED TOBACCO SUBSTITUTES.....	TOTAL		12,800,181
	PREPARATIONS OF MEAT, OF FISH, OR OF CRUSTACEANS, MOLLUSCS OR OTHER AQUATIC INVERTEBRATES.....	TOTAL	14,413	18,544
1601000010	SAUSAGES & SIMILAR PRDTS, OF POULTY, OF CHICKEN	KG	2,041	4,980
1601000090	SAUSAGES & SIMILAR PRDTS, OTHER THAN POULTRY, OTHR	KG	2,177	4,980
1602509500	MEAT OR MEAT OFFAL OF BOVINE ANMLS NESOI PREP/PRES	KG	10,195	8,584
	SUGARS AND SUGAR CONFECTIONARY.....	TOTAL	6,171	40,099
1704100000	CHEWING GUM, WHETHER OR NOT SUGAR COATED	KG	1,643	18,118
1704903000	CONFECTIONS/SWEETMEATS, READY FR CONSUMPTN, NO COC	KG	435	2,613
1704907000	SUGAR CONFECTIONERY, WITHOUT COCOA, NESOI	KG	4,093	19,368
	COCOA AND COCOA PREPARATIONS.....	TOTAL	61,755	254,266
1806100000	COCOA POWDER CONT ADDED SUGAR OR OTHER SWEETENING	KG	57,432	226,842
1806310040	CHOC/COCOA PREP CONFECTNRY BLK/BAR NOTOV2KG FILLED	KG	2,480	9,954
1806310080	CHOC/COCOA PREP NONCNFCTNRY BLK/BAR NTOV2KG FILLED	KG	1,843	17,470
	PREPARATIONS OF CEREALS, FLOUR, STARCH OR MILK; BAKERS WARES.....	TOTAL	2,778,541	6,809,085
1901100000	PREPARATIONS FOR INFANT USE, FOR RETAIL SALE	KG	113,435	214,620
1901200005	MIXES AND DOUGHS FOR COOKIES, WAFFLES AND WAFERS	KG	3,740	4,229
1901200025	MIXES & DOUGHS, NESOI, CONTAIN < 40% COCOA POWDER	KG	459	2,578
1901909082	CORN-SOYA MILK BLENDS	KG	19,700	22,500
1901909500	FOOD PREPARATIONS FLOUR, STARCH, DAIRY ETC, NESOI	KG	11,543	36,992
1902200020	PASTA, STUFFED, CANNED	KG	45,061	30,000
1902300040	PASTA, FROZEN, NESOI	KG	11,381	30,799
1903000000	TAPIOCA AND SUBSTITUTES FROM STARCH IN FLAKES, ETC	KG	6,048	14,174
1905100000	CRISPBREAD	KG	2,678	4,290
1905300020	SWEET BISCUITS, WAFFLES AND WAFERS, FROZEN	KG	66,659	122,183
1905300040	SWEET BISCUITS, WAFFLES AND WAFERS, NESOI	KG	489,355	1,056,599
1905901041	PASTRY/CAKE ETC & PUDDING, W/NT CONT CHOC ETC FRZN	KG	2,839	4,763
1905901049	BREAD/BISCUIT ETC, W/NT CONTAIN CHOC ETC FROZEN	KG	8,740	14,857
1905901050	PASTRY/CAKE/PUDDING WHETHER/NT CONT CHOC ETC NESOI	KG	450,375	866,743
1905901080	BREAD/BISCUITS/SIMILAR BAKED PRODUCTS, NESOI	KG	1,519,869	4,318,466
1905909030	CORN CHIPS AND SIMILAR CRISP SAVORY SNACK FOODS	KG	8,876	23,062
1905909090	COMMUNION/SEALING WAFER RICE PPR EMPTY CAPSULE ETC	KG	17,783	42,230
	PREPARATIONS OF VEGETABLES, FRUIT, NUTS, OR OTHER PARTS OF PLANTS.....	TOTAL		919,294
2001900000	VEGT/FRUIT/NUTS ETC NESOI PREP/PRES BY VINEGAR ETC	KG	4,109	25,000
2005400000	PEAS (PISUM SATIVUM) PREP/PRES NESOI, NOT FROZEN	KG	19,625	37,056
2005590000	BEANS, NOT SHELLED, PREP/PRES NESOI, NOT FROZEN	KG	141,175	140,647
2005700000	OLIVES PREP/PRES EX VINEGAR/ACETIC ACID NOT FROZEN	KG	1,458	2,803
2008997000	FRUIT/EDBL PLANT PRTS NESOI OTHWSE PREP/PRES NESOI	KG	27,628	19,478
2009110020	ORANGE JUICE UNFERMNTD FROZEN CNTR UNDER .946LITER	L	69,197	32,271

TABLE - 6 SHIPMENTS OF MERCHANDISE FROM PUERTO RICO TO VIRGIN ISLANDS,
BY COMMODITY: FISCAL YEAR 2001

COMM CODE	DESCRIPTION	UNIT	QUANTITY	VALUE - $
2009110060	ORANGE JUICE UNFERMNTD FROZEN CNTRS OVER 3.785L	L	11,400	4,560
2009800000	JUICE OF ANY SINGLE FRUIT/VEGTBLE UNFERMENTD NESOI	L	211,439	87,003
2009902000	MIXTURES OF VEGETABLE JUICES, UNFERMENTED	L	28,882	11,018
2009904000	MIXTURES OF FRUIT JUICES, UNFERMENTED	L	1,628,973	559,458
	MISCELLANEOUS EDIBLE PREPARATIONS.....	TOTAL	390,313	675,002
2103204000	TOMATO SAUCES, NESOI	KG	114,442	110,373
2103909070	MIXED CONDIMENTS AND MIXED SEASONINGS	KG	63,588	184,121
2103909090	SAUCES AND PREPARATIONS THEREFOR, NESOI	KG	14,696	20,952
2104100060	SOUPS, BROTHS & PREPS THEREOF, NESOI, EX DRIED	KG	4,446	4,366
2106901650	COMPOUND ALCOHOLIC PREP FOR MANUFACTURE BEVERAGES	KG	765	5,000
2106906571	PREPS FOR MANUF BEVERAGES CONT ASPARTAME/SACCHARIN	KG	3,949	3,336
2106906575	COFFEE WHITENERS, NON-DAIRY	KG	12,483	19,597
2106906585	CONFECTIONERY INCL GUM CONTNG SYNTHETIC SWEETENERS	KG	364	3,461
2106906592	FOOD PREPARATIONS, NESOI, CANNED	KG	2,227	13,968
2106906595	FOOD PREPARATIONS, NESOI, FROZEN	KG	2,045	8,640
2106907020	EDIBLE PREPS, NOT CANNED/FROZEN, CONT SUGAR, NESOI	KG	54,854	65,892
2106907090	EDIBLE PREPS, NOT CANNED/FRZN, N/CONT SUGAR, NESOI	KG	116,454	235,296
	BEVERAGES, SPIRITS AND VINEGAR.....	TOTAL		3,540,129
2201100000	WATER, MINERAL & AERATED NATRL/ARTFCL NT SWTN/FLAV	L	131,098	38,222
2201900000	WATERS NOT SWEETND OR FLAVORED NESOI; ICE AND SNOW	T	1,396	663,471
2202100020	CARBONATED SOFT DRINKS, CONTNG ASPARTAME/SACCHARIN	L	20,857	3,995
2202100040	CARBONATED SOFT DRINKS, NESOI	L	66,484	12,632
2202100060	WATERS INCL MINERAL & AERATED, SWTND/FLAVORD NESOI	L	132,013	38,284
2202901500	MILK-BASED DRINKS, NONALCOHOLIC	L	16,791	15,200
2202903800	MIX FRUIT/VEGE JUICE FORTI W/VITAM/MIN N/CONCENTRD	L	213,659	160,244
2202909090	BEVERAGES NONALCOHOLIC NESOI EXCL FRUIT/VEGT JUICE	L	393,622	285,172
2203000000	BEER MADE FROM MALT	L	353,687	184,040
2204100000	SPARKLING WINE OF FRESH GRAPES	L	53,441	66,113
2204212000	EFFERVESCENT WINE OF FRSH GRAPE IN CNTR 2L OR LESS	L	16,666	12,500
2204214000	GRAPE WINE NESOI NOV 14% ALCOHOL CNTRS 2L OR LESS	L	622,534	688,447
2204217000	GRAPE WINE NESOI OVER 14% ALCOHOL CNTRS 2L OR LESS	L	514,762	386,200
2204290020	GRAPE WINE NESOI NOV 14% ALCOHOL CNTRS OV 2 LITERS	L	2,444	3,886
2205900000	VERMOUTH/GRAPE WINE FLAVORED WTH PLANTS ETC OV 2LS	L	1,200	9,500
2206007000	FERMENTED BEVERAGES, NESOI	L	7,886	10,962
2208306040	WHISKIES, BOURBON, CONTAINERS OVER 4 LITERS EACH	PFL	40,302	79,800
2208309020	WHISKIES EX BOURBON, CONTAINERS NOT OVER 4 LITERS	PFL	4,490	11,000
2208309040	WHISKIES EX BOURBON, CONTAINERS OVER 4 LITERS	PFL	49,349	69,088
2208400030	RUM AND TAFIA, CONTAINERS NOT OVER 4 LITERS EACH	PFL	244,510	395,356
2208400050	RUM AND TAFIA, CONTAINERS OVER 4 LITERS	PFL	211,062	143,869
2208500000	GIN AND GENEVA	PFL	109,181	92,809
2208700000	LIQUEURS AND CORDIALS	PFL	10,252	106,802
2208909000	OTHER SPIRITUOUS BEVERAGES, NESOI	PFL	32,741	62,537
	RESIDUES AND WASTE FROM THE FOOD INDUSTRIES; PREPARED ANIMAL FEED.....	TOTAL		475,574
2303300000	BREWING OR DISTILLING DREGS AND WASTE, W/NT PELLET	T	180	20,931
2308909000	VEGETABLE MATRLS/WASTE/RESIDUE/BY-PRODUCTS NESOI	KG	148,593	42,500
2309100000	DOG AND CAT FOOD, PUT UP FOR RETAIL SALE	KG	60,267	63,400
2309901010	PET FOOD PUT UP FOR RETAIL SALE EX DOG & CAT FOOD	KG	126,393	76,000
2309901050	MIXED FEEDS OR MIXED FEED INGREDIENTS, ANML, NESOI	T	195	55,043
2309908500	PREPARATIONS USED IN ANIMAL FEEDING NESOI	KG	153,969	217,700
	TOBACCO AND MANUFACTURED TOBACCO SUBSTITUTES.....	TOTAL	1,434	68,188
2402103030	SMALL CIGARS/CHEROOTS/CIGARILLOS WITH TOB <$.15 EA	THS	36	3,200
2402200000	CIGARETTES CONTAINING TOBACCO	THS	1,398	64,988
	MINERAL PRODUCTS.....	TOTAL		10,050,799
	SALT; SULFUR; EARTHS AND STONE; PLASTERING MATERIALS, LIME AND CEMENT.....	TOTAL		627,461

TABLE - 6 SHIPMENTS OF MERCHANDISE FROM PUERTO RICO TO VIRGIN ISLANDS,
BY COMMODITY: FISCAL YEAR 2001

COMM CODE	DESCRIPTION	UNIT	QUANTITY	VALUE - $
2515200000	CALCRS MNMTL OR BLDG STONE NESOI; ALABASTER	T	3	2,994
2516110000	GRANITE, CRUDE OR ROUGHLY TRIMMED	T	1	16,000
2517100015	PEBBLES AND GRAVEL, CRUSHED OR BROKEN	T	22	3,019
2520200000	PLASTERS CONSTNG OF CALCND GYPSUM OR CALCM SULFATE	T	45	60,000
2523210000	WHITE PORTLAND CEMENT WHTHR OR NT ART COLORED	T	13	14,000
2523900000	HYDRAULIC CEMENT, OTHER, NESOI	T	9	21,280
2530900060	OTHER MINERAL SUBSTANCES NESOI	KG	1,384,555	510,168
	MINERALS FUELS, MINERAL OILS AND PRODUCTS OF THEIR DISTILLATION; BITUMINOUS SUBSTANCES; MINERAL WAXES.....	TOTAL		9,423,338
2706000000	MINERAL TARS, INCLUDING RECONSTITUTED TARS	L	227,100	45,660
2710000505	NO 4 FUEL OIL UN 25 DEG API NT OVER 0.05 PCT SULFR	BBL	138	3,300
2710000515	NO 4 FUEL OIL UN 25 DEG API, OVER 0.05 PCT SULFUR	BBL	9,831	432,252
2710001005	LT FUEL OIL 25 DEG API A OVER NT OVR .05 PCT SULFR	BBL	5,390	264,900
2710001007	LT FUEL OIL 25 DEG API A OVER, OVER 0.05 PCT SULFR	BBL	25,280	805,080
2710001015	NO 4 FUEL OIL 25 DEG A OV API NT OV 0.05 PCT SULFR	BBL	74,000	3,021,780
2710001050	HEAVY FUEL OILS 25 DEGREES API OR MORE	BBL	10,000	405,510
2710001510	LEADED GASOLINE	BBL	3,759	154,000
2710001514	UNLEADED GASOLINE, REFORMULATED	BBL	5,801	229,209
2710001516	UNLEADED GASOLINE, OXYGENATED	BBL	16,571	620,383
2710001518	UNLEADED GASOLINE, OTHER	BBL	40,703	1,699,171
2710001550	OTHER MOTOR FUELS NESOI	BBL	10,918	579,370
2710001800	MOTOR FUEL BLENDING STOCK	BBL	19	3,325
2710003010	AVIATION ENGINE LUBRICATING OILS	BBL	14	2,763
2710003020	AUTOMTVE, DSL OR MRNE ENGNE LUB OILS	BBL	7,838	752,950
2710003030	TURBINE LUBRICATING OIL, INCLUDING MARINE	BBL	117	14,277
2710003040	AUTOMOTIVE GEAR OILS	BBL	9	10,594
2710003080	OTHER LUBRICATING OILS (EXCEPT GREASES)	BBL	755	97,315
2711120000	PROPANE, LIQUEFIED	BBL	4,825	259,399
2711190000	PET GASES A OTH GAS HYDCRBNS LIQ NESOI	X		10,000
2714900000	BITUMEN A ASPHALT, ASPHALTITES AND ASPHALTIC ROCKS	T	9	4,000
2715000000	BIT MIX FR NAT ASPH, NAT BIT,PET BIT,MIN TAR OR PT	T	17	8,100
	PRODUCTS OF THE CHEMICAL OR ALLIED INDUSTRIES.....	TOTAL		12,520,898
	INORGANIC CHEMICALS; ORGANIC OR INORGANIC COMPOUNDS OF PRECIOUS METALS, OF RARE-EARTH METALS, OF RADIOACTIVE ELEMENTS OR OF ISOTOPES.....	TOTAL		81,154
2804100000	HYDROGEN	KM3	2,083	41,860
2804300000	NITROGEN	KM3	49	6,300
2811220000	SILICON DIOXIDE	KG	1,142	4,560
2814200000	AMMONIA IN AQUEOUS SOLUTION	T	107	24,960
2828900000	HYPOCHLORITES, CHLORITES, AND HYPOBROMITES, NESOI	KG	1,636	3,474
	ORGANIC CHEMICALS.....	TOTAL		4,509,788
2902110000	CYCLOHEXANE	KG	3,752,250	1,809,125
2902440000	MIXED XYLENE ISOMERS	L	9,614,640	2,603,422
2903499060	DERIV ACYLIC HYDRCARB CONT TWO OR MORE HALOGENS	KG	1,200	6,660
2930903500	NON-AROMATIC ORGANO-SULFUR CMPDS USED AS PESTICIDE	KG	92	3,940
2933407050	CMPDS (EXC PESTICIDES AND DRUGS) CONT A QUINOL ETC	KG	43	3,600
2933590500	PESTICIDES CONT A PYRIMIDINE RING OR PIPERAZINE RN	KG	51	5,400
2933901300	6-BROMO-5-METHYL-1H-IMIDAZO-(4,5-B) PYRIDINE ETC	KG	455	3,600
2933902350	AROM OR MOD AROM PESTICIDES WITH NITRO ETC NESOI	KG	149	11,400
2933902400	AROM OR MOD AROM PHOTO CHEMICALS WITH NITRO ATOMS	KG	221	6,550
2933905500	ANALGESICS, ANTIPYRETICS AND NON-HORMONAL ETC	KG	1,120	22,044
2933909750	HETEROCYCL CMPDS (EXC AROM OR MOD-AROM) ETC NESOI	KG	15	3,600
2936210000	VITAMINS A AND THEIR DERIVATIVES UNMIXED	KG	152	4,987
2941906000	ANTIBIOTICS NESOI	KG	180	25,460
	PHARMACEUTICAL PRODUCTS.....	TOTAL		1,224,238

TABLE - 6 SHIPMENTS OF MERCHANDISE FROM PUERTO RICO TO VIRGIN ISLANDS,
BY COMMODITY: FISCAL YEAR 2001

COMM CODE	DESCRIPTION	UNIT	QUANTITY	VALUE - $
3002100030	HUMAN IMMUNE BLOOD SERA	KG	50	6,000
3003200000	MEDICAMENTS CONTAINING OTHER ANTIBIOTICS ETC	KG	642	18,683
3003390000	MEDICAMENT CONT HORMONES OR PROD OF HD 2937 ETC	X		3,642
3003900000	OTHER MEDICAMENTS (EXC GOODS OF HDS 3002,3005 ETC)	KG	52	3,450
3004200060	OTHER ANTIBIOTICS NESOI,NOT FOR VETERINARY	KG	11,364	30,661
3004400005	MEDICAMENTS CONTAINING ALKALOIDS OR DERIVATIV ETC	KG	2,643	9,670
3004400040	OTHER MEDICAMENTS PRIM AFFECTING THE CNS NESOI	KG	3,265	17,209
3004400060	MEDICAMENTS AFFECTING EYES,EARS OR RESPIRATORY SYS	KG	3,631	139,907
3004505005	OTHER MEDICAMENTS CONT VITAMINS ETC, NESOI	KG	886	14,858
3004909003	MEDICAMENTS FOR VETERINARY USE IN DOSES/PKG,NESOI	KG	22	4,577
3004909015	ANTINEOPLASTIC AND IMMUNOSUPRESSIVE MEDICAMENTS	KG	190	25,000
3004909060	OTHER MEDICAMENTS PRIM AFFECT DIGEST SYS NESOI	KG	2,816	809,000
3004909090	MEDICAMENTS IN MEAS DOSES FOR RETAIL SALE, NESOI	KG	383	113,749
3005900000	WADDING, GAUZE AND SIMILAR ARTICLES ETC NESOI	KG	490	6,688
3006100000	STERILE SURGICAL CATGUT, SIMILAR STERILE MATER ETC	KG	34	6,405
3006300000	OPACIFYING PREPARATIONS FOR X-RAY EXAMINATIONS ETC	KG	112	2,950
3006600000	CHEMICAL CONTRACEPTIVE PREPS BASED ON HORMONES ETC	KG	50	11,789
	FERTILIZERS.....	TOTAL		110,885
3100000000	FERTILIZERS A FERT MATERIALS	X		110,885
	TANNING OR DYEING EXTRACTS; TANNINS AND THEIR DERIVATIVES; DYES, PIGMENTS AND OTHER COLORING MATTER ; PAINTS AND VARNISHES; PUTTY AND OTHER MASTICS; INKS.....	TOTAL		621,886
3203000000	COLORING MATTER OF VEGETABLE OR ANIMAL ORIGIN	KG	384	11,603
3208100000	PAINTS & VARNISHES,IN NONAQUEOUS MEDIUM,POLYESTERS	L	8,459	50,894
3208200000	PAINTS & VARNISHES,NONAQUEUS,ACRYLIC/VINYL POLYMER	L	2,409	3,976
3208900000	PAINTS & VARNISHES,IN NONAQUEUS MEDIUM,NESOI	L	96,860	428,445
3209100000	PAINTS & VARNISHES,AQUEUS, ACRYLIC OR VINYL POLYMR	L	10,040	83,867
3210000000	OTHER PAINTS & VARNISH,PREP WATER PIGMTS FOR LETHR	L	7,272	40,000
3212900050	PIGMENTS,NONAQUEUS,OTH COLORING MAT,RETAIL,NESOI	KG	1,339	3,101
	ESSENTIAL OILS AND RESINOIDS; PERFUMERY, COSMETIC OR TOILET PREPARATIONS.....	TOTAL		3,650,235
3303000000	PERFUMES AND TOILET WATERS	KG	38,189	1,651,290
3304100000	LIP MAKE-UP PREPARATIONS	X		373,940
3304910050	MAKE-UP POWDER, WHETHER/NT COMPRESSED, NESOI	X		46,429
3304995000	BEAUTY & SKIN CARE PREPARATION, NESOI	X		1,445,522
3305900000	PREPARATIONS FOR USE ON THE HAIR, NESOI	KG	1,778	29,490
3306900000	PREPARATIONS FOR ORAL/DENTAL HYGIENE, NESOI	KG	2,505	13,687
3307100000	PRE-SHAVE, SHAVING OR AFTER-SHAVE PREPARATIONS	X		21,812
3307900000	PERFUMERY, COSMETIC OR TOILET PREPARATIONS, NESOI	X		68,065
	SOAP, ORGANIC SURFACE-ACTIVE AGENTS, WASHING PREPARATIONS, LUBRICATING PREPARATIONS, ARTIFICIAL WAXES, PREPARED WAXES, POLISHING OR SCOURING PREPARATIONS, CANDLES AND SIMILAR ARTICLES , MODELING PASTES, DENTAL WAXES AND DENTAL PREPARATIONS WITH A BASIS OF PLASTER.....	TOTAL	2,179,027	1,590,277
3401110000	SOAP & OTH ORGANIC SURF ACT PROD, TOILET USE, BARS	KG	37,905	22,474
3401200000	SOAP IN OTHER FORMS	KG	147,730	155,286
3402191000	ORGANIC SURF ACT AGENTS,OTHER, AROMATIC	KG	20,753	10,000
3402201000	PREP FOR RETAIL SALE,CONT AROMATIC SURF ACT AGENT	KG	20,199	16,518
3402205000	PREP FOR RETAIL SALE,NOT CONT AROMATIC SURF ACT AG	KG	19,958	6,100
3402901000	SYNTHETIC DETERGENTS	KG	32,258	31,030
3402903000	SURFACE-ACTIVE PREP, AROMATIC OR MODIFIED AROMATIC	KG	20,000	13,376
3402905010	CLEANING PREPARATIONS	KG	17,690	5,676

TABLE - 6 SHIPMENTS OF MERCHANDISE FROM PUERTO RICO TO VIRGIN ISLANDS,
BY COMMODITY: FISCAL YEAR 2001

COMM CODE	DESCRIPTION	UNIT	QUANTITY	VALUE - $
3402905030	CLEANING PREPARATIONS	KG	1,800,016	1,233,331
3402905050	SURFACE-ACT PREP, NOT AROMATIC,NOT MODIFIED AROM	KG	60,700	92,986
3406000000	CANDLES, TAPERS AND THE LIKE	KG	1,818	3,500
	ALBUMINOIDAL SUBSTANCES;MODIFIED STARCHES; GLUES; ENZYMES.....	TOTAL	6,146	5,602
3506990000	ADHESIVES, FOR RETAIL SALE, NET WT <=1 KG NESOI	KG	6,146	5,602
	EXPLOSIVES; PYROTECHNIC PRODUCTS; MATCHES; PYROPHORIC ALLOYS; CERTAIN COMBUSTIBLE PREPARATIONS.....	TOTAL		67,288
3602000030	DYNAMITE IN CARTRIDGES SUITABLE FOR BLASTING	KG	17,426	35,910
3603000000	SAFETY FUSES; DETONATING FUSE; PERCUSSION CAPS ETC	THS	330	31,378
	PHOTOGRAPHIC OR CINEMATOGRAPHIC GOODS.....	TOTAL		238,546
3701100030	XRAY FILM FOR MEDICAL, OTHER THAN DENTAL IN FLAT	M2	19,382	171,152
3701200000	INSTANT PRINT FILM	NO	8,765	19,952
3701910000	PHOTO PLATES & FILM FOR COLOR PHOTOGRAPHY, FLAT	X		18,909
3702100030	X-RAY FILM IN ROLLS FOR MEDICAL, OTHER THAN DENTAL	M2	12,762	28,533
	MISCELLANEOUS CHEMICAL PRODUCTS.....	TOTAL	722,957	420,999
3808100000	INSECTICIDES	KG	270	11,189
3811900000	ADDITIVES FOR LUBRICATING OILS, NESOI	KG	36,756	20,000
3816000010	REFRACTORY CEMENTS,MORTARS,CONCRETES OF CLAY	KG	15,195	5,758
3816000050	REFRACTORY CEMENTS, MORTARS, EXC OF 3801, NESOI	KG	90,725	48,708
3824100000	PREPARED BINDERS FOR FOUNDRY MOLDS OR CORES	KG	8,212	11,715
3824400000	PREPARED ADDITIVES FOR CEMENTS, MORTARS/CONCRETES	KG	542,725	232,656
3824909060	CHEM PRODUCTS & PREP OF CHEM/ALLIED INDUSTRY,NESOI	KG	29,074	90,973
	PLASTICS AND ARTICLES THEREOF; RUBBER AND ARTICLES THEREOF.....	TOTAL		
	PLASTICS AND ARTICLES THEREOF.....	TOTAL		1,147,313
3909501000	POLYURETHANES,ELASTOMERIC	KG	34	3,724
3911901000	OTHER ELASTOMERIC RESINS NESOI	KG	303	3,000
3913908000	NATURAL POLYMERS & MODIF NAT POLYMRS,PRIM FM,NESOI	KG	16,317	17,363
3916901000	RODS,STICKS,& PROFILE SHAPES,OF ACRYLIC POLYMERS	KG	24,451	60,855
3917230000	TUBES, PIPES & HOSES, OF POLYMER OF VINYL CHLORDIE	KG	46,404	84,180
3917290090	TUBES,PIPES & HOSES,RIGID,OF PLASTIC,NESOI>=200MM	KG	758	4,462
3917390000	TUBES, PIPES & HOSES, NESOI	KG	46,425	31,818
3917400000	FITTINGS FOR TUBES,PIPES & HOSES,OF PLASTIC	KG	14,667	27,044
3918101000	VINYL TILE, WHETHER OR NOT SELF-ADHESIVE	M2	1,134	4,264
3919101000	SELF-ADHES PLATES,ETC,ROLS <=20CM,LIGT REF,GLAS GR	X		26,300
3919102020	ELECTRICAL TAPE	M2	1,253	4,811
3919102055	SELF-ADHS PLATE,SHEET,TAPE,ETC,PLTS,RL<=20CM,NESOI	M2	13,680	8,120
3920510000	PLATE,ETC,NONCELL,NT REIN, POLYMETHYL METHACRYLATE	KG	1,754	21,588
3920940000	PLATES,ETC,NONCEL, N REIN, OF PHENOLIC RESIN	KG	352	2,921
3921190000	PLATES,SHEETS,FILM,FOIL & STRIP,CELL,OF OTH PLAST	KG	46,404	32,953
3921904000	PLATES,SHEETS,ETC,PLAS,EX CELL,FLEXIBLE,NESOI	KG	3,593	19,428
3921905010	HIGH PRESSURE PAPER REINFORCD DECORATIVE LAMINATES	M2	4,167	36,176
3921905050	PLATES,SHEETS,ETC,PLAS,EX CELL,EX FLEX,NESOI	M2	213	2,580
3923100000	BOXES,CASES,CRATES & SIMILAR ARTICLES,OF PLASTIC	X		6,158
3923210000	SACKS & BAGS(INCL CONES) OF POLYMERS OF ETHYLENE	KG	29,647	18,247
3923290000	SACKS & BAGS(INCLUDING CONES) OF OTHER PLASTICS	KG	9,977	7,550
3923300000	CARBOXS,BOTTLES,FLASKS & SIMILAR ARTICLES,OF PLAST	X		222,754
3924100000	TABLEWARE AND KITCHENWARE OF PLASTICS	X		15,000
3924902000	PICTURE FRAMES OF PLASTICS	X		4,800
3925100000	RESERVOIRS,TANKS,ETC,CAPACITY >300 LITERS,PLASTIC	X		23,450
3925900000	BUILDERS' WARE OF PLASTICS,NESOI	X		67,500
3926100000	OFFICE OR SCHOOL SUPPLIES OF PLASTIC	X		15,746
3926205000	ART OF APPAREL & CLOTHING ACCESSORIES,PLAST, NESOI	DOZ	628	14,192

TABLE - 6 SHIPMENTS OF MERCHANDISE FROM PUERTO RICO TO VIRGIN ISLANDS,
BY COMMODITY: FISCAL YEAR 2001

COMM CODE	DESCRIPTION	UNIT	QUANTITY	VALUE - $
3926902000	ICE BAGS,DOUCHE BAGS,ETC, & FITTINGS THEREFOR	X		12,598
3926903000	PARTS FOR YACHTS OR PLEASURE BOATS,ETC	X		28,610
3926904500	GASKETS,WASHERS & OTHER SEALS	X		31,374
3926905500	BELTING & BELTS,FOR MACH,CONT TEXT FBR,V-BELTS	KG	165	15,756
3926906000	BELTING & BELTS FOR MACHINERY,NESOI	KG	38	3,971
3926909885	OTH ART OF PLASTIC & OTH MAT, HDG 3901-3914,NESOI	X		268,020
	RUBBER AND ARTICLES THEREOF.....	TOTAL		544,694
4002190000	STYRENE-BUTADIENE RUB; (XSBR), EXC LATEX, NESOI	KG	538	7,270
4005990000	COMPOUND RUB, UNVULCANIZED, IN PRIMARY FORM, NESOI	KG	2,939	23,500
4008190000	RODS & PROFILE SHAPE VULCANIZED RUB, CELLULAR RUB	KG	92	3,734
4009500020	BRAKE HOSES W/FITTINGS FOR 8701.2, 8702-8705, 8711	KG	198	4,195
4009500090	PIPE, VULCANIZED RUB, W/ FITTING, NESOI	KG	714	16,674
4010110000	CONVEYOR BELTS OR BELTING REINFORCED WITH METAL	KG	399	2,888
4011101000	RADIAL TIRES OF A KIND USED ON MOTOR CARS	NO	7,247	293,320
4011105000	PNEUMATIC TIRE, EXC RADIAL, USE MOTOR CARS, NESOI	NO	520	30,322
4011201005	RADIAL TIRES USED ON LIGHT TRUCK, ON-THE-HIGHWAY	NO	711	57,754
4011201015	RADIAL TIRE USE BUS/TRUCK, EXC LT TRUCK, ON HWY	NO	672	28,641
4011205010	TIRES, EXC RADIAL, USE LT TRUCK, ON HWY, NESOI	NO	50	3,384
4012200000	USED PNEUMATIC TIRES OF RUBBER	NO	5,233	46,512
4015110000	SURGICAL & MED GLOVE, VULCANIZE RUBBER, NESOI	DPR	1,051	7,821
4015900000	ARTICLE OF APPAREL, EXC GLOVE, VULCANIZE RUB,NESOI	X		15,409
4016930000	GASKET, WASHERS & OTHER SEALS, OF VULCANIZED RUB	X		3,270
	RAW HIDES AND SKINS, LEATHER, FURSKINS AND ARTICLES THEREOF; SADDLERY AND HARNESS; TRAVEL GOODS, HANDBAGS AND SIMILAR CONTAINERS; ARTICLES OF ANIMAL GUT(OTHER THAN SILKWORM GUT).....	TOTAL	3,230	53,928
	ARTICLES OF LEATHER; SADDLERY AND HARNESS; TRAVEL GOODS, HANDBAGS AND SIMILAR CONTAINERS; ARTICLES OF ANIMAL GUT (OTHER THAN SILKWORM GUT).....	TOTAL	3,230	53,928
4202990000	CASES, BAGS & CONT, OTHER OF MATR/COVERINGS,NESOI	NO	18	12,654
4203100090	ARTICLES OF APPAREL, NESOI	NO	3,212	41,274
	WOOD AND ARTICLES OF WOOD;WOOD CHARCOAL; CORK AND ARTICLES OF CORK; MANUFACTURES OF STRAW, OF ESPARTO OR OF OTHER PLAITING MATERIALS;BASKETWARE AND WICKERWORK.....	TOTAL		1,605,073
	WOOD AND ARTICLES OF WOOD; WOOD CHARCOAL.....	TOTAL		1,563,359
4401300000	SAWDUST AND WOOD WASTE AND SCRAP	KG	19,955	10,000
4407100001	FINGER-JOINTED WOOD	M3	49	4,881
4407100020	SPRUCE NESOI OV 6MM NT TREATD NESOI EX FINGR-JOINT	M3	3,142	74,327
4407100043	E.WHT/RED PINE OV 6MM NT TRT NESOI EX FINGR-JOINTD	M3	229	7,207
4407100047	PITCH PINE OV6MM NOT TRT NESOI EX FINGER-JOINTED	M3	32,908	67,248
4407100048	PONDEROSA PINE WD SAWN LNGTHWS OV6MM NOT TREAT RGH	M3	99	12,392
4407100064	HEMLOCK OV 6MM THICK NOT TREATD RGH EX FINGR-JOINT	M3	87	10,910
4407100093	CONIFROUS WD NESOI OV6MM UNTRTD RGH EX FINGR-JOINT	M3	236	30,000
4407240000	VIROLA/MOHOGANY/IMBUIA/BALSA WOOD SAWN OR CHIP ETC	M3	53	26,757
4409102000	WOOD FLOORING, NOT ASSEMBLED, CONIFEROUS	M2	694	10,416
4409209000	WOOD CONTINUOUSLY SHAPED, NONCONIFEROUS, NESOI	M3	17	3,203
4412130000	PLYWOOD AT LEAST ONE OUTER PLY TROPICAL WOOD	M3	257	143,451
4412145500	PLYWOOD ONE OUTER PLY NONCONIF WOOD NESOI COVERED	M3	3	2,683
4412194030	PLYWD 1 OUT PLY VA PINE ETC BOTH OUTER PLIES SFTWD	M3	1,074	327,468
4412990000	VENEER PANELS AND SIMILAR LAMINATED WOOD, NESOI	M3	52	13,641
4415100000	CASES/BOXES/CRATES/SIMLR PACKNGS, CABLE-DRUMS, WOO	NO	4,897	15,049
4416003020	CASKS, BARRELS, HOGSHEADS, USED, ASSEMBLED, WOOD	NO	263	10,257
4418100000	WINDOWS, FRENCH-WINDOWS AND THEIR FRAMES, OF WOOD	NO	62	4,511

TABLE - 6 SHIPMENTS OF MERCHANDISE FROM PUERTO RICO TO VIRGIN ISLANDS,
BY COMMODITY: FISCAL YEAR 2001

COMM CODE	DESCRIPTION	UNIT	QUANTITY	VALUE - $
4418200030	FLUSH DOORS, OF WOOD	NO	670	16,893
4418200060	DOORS AND THEIR FRAMES, THRESHOLDS, OF WOOD, NESOI	NO	797	88,716
4418904080	BUILDERS' JOINERY AND CARPENTRY OF WOOD, NESOI	X		625,728
4420907000	JEWELRY BOXES/SILVERWARE CHESTS/CIGAR BOX ETC WOOD	NO	7,061	14,125
4420908000	WOOD MARQUETRY, INLAID WOOD, CASKETS, ETC, NESOI	X		22,942
4421904500	WOOD BLINDS, SHUTTERS, SCREENS AND SHADES	X		14,866
4421909850	ARTICLES OF WOOD, NESOI	X		5,688
	CORK AND ARTICLES OF CORK	TOTAL		41,714
4504900000	AGGLOMERATED CORK & ARTICLES OF AGGLOM CORK, NESOI	X		41,714
	PULP OF WOOD OR OF OTHER FIBROUS CELLULOSIC MATERIAL; WASTE AND SCRAP OF PAPER OR PAPERBOARD; PAPER AND PAPERBOARD AND ARTICLES THEREOF	TOTAL		1,105,734
	PULP OF WOOD OR OF OTHER FIBROUS CELLULOSIC MATERIAL;WASTE AND SCRAP OF PAPER OR PAPERBOARD	TOTAL	15	13,907
4707200040	WASTE/SCRAP PPR/PPRBD, BLCH CHEM PULP, NOT COLORED	T	10	7,789
4707300020	NEWSPRINT WASTE AND SCRAP PAPER	T	4	3,466
4707300040	WASTE/SCRAP PAPER, PAPERBD, MECHANICAL PULP, NESOI	T	1	2,652
	PAPER AND PAPERBOARD; ARTICLES OF PAPER PULP, OF PAPER OR OF PAPERBOARD	TOTAL		553,663
4802200000	UNCTD BASE PPR TO BE SENSITIZD (PHOTO ETC) RLS/SHT	M2	5,363	13,408
4802400000	WALLPAPER BASE (HANGING PPR) UNCOATD, ROLLS/SHEETS	KG	13,752	15,974
4802511000	WRITING PPR UNCTD NOV 10% MECH FBR < 40 G/M2 RL/SH	KG	33,898	52,386
4803000000	TOILET ETC HSHLD/SANTRY STOCK PAPER IN ROLL/SHEETS	KG	1,452	11,500
4808100000	CORRUGATED PPR/PBRD, W/N PERFORATED NESOI ROLL/SHT	KG	5,824	7,382
4808200000	SACK KRAFT PPR, CREPE OR CRINKLED, NESOI ROLL/SHTS	KG	326	3,318
4809200000	SELF-COPY PAPER, IN ROLLS OR SHEETS	KG	6,279	10,417
4810112000	BASIC PPR SENSTZD PHOTOGRPHY COATD NOV 150G/M2 RL	M2	2,271	2,839
4810114000	PPR/PBRD WRITNG ETC NESOI CLAY CTD NOV 150G/M2 ETC	KG	4,877	4,560
4810310060	KRFT PPR/PBRD CLAY CTD BLCH NESOI 150G/M2/LESS RLS	KG	40,771	47,358
4811392000	PRINTING PPR CTD/IMPG/COV PLASTIC W/N BLC 150G/M2<	KG	30,981	88,472
4811394040	PPR/PBRD NESOI CTD/IMPG/COV PLASTIC 150G/M2<, RLLS	KG	877	3,216
4814900000	WALLPR/SIMLR WALLCVRNG NESOI; PPR WINDW TRANSPAREN	KG	1,307	5,727
4817100000	ENVELOPES OF PAPER/PAPERBOARD, FOR CORRESPONDENCE	THS	1,727	7,773
4817300000	PPR/PBRD BOXES/POUCHES/ETC CONT ASSORTMNT STATNERY	KG	8,632	22,538
4818404060	SANITARY PRODUCTS NESOI EX PPR PULP, OF PAPER ETC	KG	682	2,922
4818500000	ARTCLS OF APPAREL/CLOTHING ACCESSORS OF PAPER ETC	KG	11,126	26,485
4819100040	CARTONS/BOXES/CASES OF CORRUGATED PPR/PBRD, NESOI	KG	16,170	30,804
4819200040	FLDNG CRTNS/BOXES/CASES OF NON-CORRUGATED PR NESOI	KG	57,815	67,381
4819400040	SACKS & BAGS, CONES, BASE WIDTH <40CM, PAPER NESOI	KG	122	2,850
4819504040	RIGID BOXES & CARTONS OF PAPER/PAPERBOARD, NESOI	KG	2,972	5,009
4820400000	MANIFOLD BUSINESS FORMS/INTRLEAVD CARBON SETS PPR	KG	2,371	23,865
4821100000	PAPER AND PAPERBOARD LABELS OF ALL KINDS, PRINTED	KG	152	4,715
4823510000	PPR/PBRD FOR GRAPHICS NESOI PRNT/EMBSSD ETC CUT SZ	KG	19,583	32,810
4823908550	ARTICLES OF PPR PULP/PPR/PPRBRD/CELLULSE ETC NESOI	KG	22,807	59,954
	PRINTED BOOKS, NEWSPAPERS, PICTURES AND OTHER PRODUCTS OF THE PRINTING INDUSTRY;MANUSCRIPTS,TYPESCRIPTS AND PLANS	TOTAL		538,164
4901100000	PRINTED BOOKS/BROCHURES/LEAFLETS ETC,SINGLE SHEETS	KG	490	26,348
4901990010	TEXTBOOKS	NO	12,237	86,171
4901990040	BIBLES/TESTAMENTS/PRAYER BOOKS OTH RELIGIOUS BOOKS	NO	231	7,038
4901990050	TECHNICAL, SCIENTIFIC AND PROFESSIONAL BOOKS	NO	834	4,374
4901990070	HARDBOUND BOOKS, NESOI	NO	8,283	12,425
4901990093	PRINTED MATTER NESOI 49 OR MORE PAGES EA EX COVERS	NO	258,957	190,981
4904000040	MUSIC NESOI PRINTED/MANUSCRIPT, BOUND/ILLUSTRATED	NO	694	11,640
4905990000	MAPS, CHARTS, ATLASES ETC, PRINTED, NESOI	KG	545	3,221

TABLE - 6 SHIPMENTS OF MERCHANDISE FROM PUERTO RICO TO VIRGIN ISLANDS,
BY COMMODITY: FISCAL YEAR 2001

COMM CODE	DESCRIPTION	UNIT	QUANTITY	VALUE - $
4911910020	POSTERS, PRINTED	KG	35,834	80,000
4911910040	PICTURES, DESIGNS AND PHOTOGRAPHS, PRINTED, NESOI	KG	209	13,500
4911990000	PRINTED MATTER, NESOI	KG	1,574	102,466
	TEXTILES AND TEXTILES ARTICLES.....	TOTAL		1,503,806
	SILK.....	TOTAL	2,225	17,017
5007900000	WOVEN FABRICS OF SILK OR SILK WASTE - OTHER NESOI	M2	2,225	17,017
	COTTON.....	TOTAL	5,712	19,713
5209390070	WOV COT FAB 85% COT, DY NOTPLWOV NESOI OV 200 G/M2	M2	5,712	19,713
	MAN-MADE FILAMENTS.....	TOTAL	17,413	37,437
5407720000	WOV FAB SYN FIL YN NESOI 85% SYN FIL NESOI DYED	M2	17,413	37,437
	WADDING,FELT AND NONWOVENS;SPECIAL YARNS;TWINE,CORDAGE,ROPES AND CABLES AND ARTICLES THEREOF.....	TOTAL	4,162	45,763
5601220000	WADDING; OTHER ARTICLES OF WADDING OF MANMADE FIB	KG	913	4,600
5602909000	OTH FELT NT IMPREG COATED COV OR LAM NT M-MADE FIB	KG	1,852	19,000
5603140000	NONWOVENS, OF MMF WEIGHING > 150 G/M2	KG	1,228	18,953
5609000000	ART O YRN LIKE OF HEAD 5404/5405 TWINE O CABLE NES	KG	169	3,210
	CARPETS AND OTHER TEXTILE FLOOR COVERINGS.....	TOTAL	6,650	80,817
5702100000	KELEM,SCHUMACKS,KARAMANIE,&SIMILAR HAND-WOVEN RUGS	M2	256	4,000
5702490000	CARPETS,ETC OTHR TEX MATRL,PILE,MADE-UP,NOT TUFTED	M2	316	2,531
5705000000	OTHR CARPETS&OTHR TEX FLOOR COV,WHETHR/NOT MADE-UP	M2	6,078	74,286
	SPECIAL WOVEN FABRICS;TUFTED TEXTILE FABRICS; LACE; TAPESTRIES; TRIMMINGS; EMBROIDERY.....	TOTAL		25,739
5801310000	WOV PILE & CHENILLE FAB OF M-MADE FIBER UNCUT PILE	M2	4,184	10,000
5802110000	TERRY TOWEL & SIMILAR WOV FAB NT NARROW COT UNBLCH	M2	140	2,800
5804290000	LACE IN PIECE,NOT OF 6002,MECH MDE LCE OTH TEX MAT	KG	5,249	5,631
5806321090	OTHER RIBBONS OF MANMADE FIBERS NESOI	KG	30	3,720
5807902000	OTH BADGE & SIM ART IN PE STRP/CUT SHPG/SZE N/EMBR	KG	196	3,588
	IMPREGNATED,COATED,COVERED OR LAMINATED TEXTILE FABRICS;TEXTILE ARTICLES OF A KIND SUITABLE FOR INDUSTRIAL USE.....	TOTAL		28,004
5903903090	TEXT FABRIC IMPREG,CTED,CVRD WITH PLASTIC NESOI	M2	3,437	5,604
5907000000	TEXTL FABRC,COATD,ETC,THEATRCL SCENERY,BACK-CLOTHS	M2	1,227	2,798
5911102000	TEXTILE FABRICS, OTH THAN PRINTERS' RUBBER BLANKET	KG	250	3,178
5911200000	BOLTING CLOTH, WHETHER OR NOT MADE-UP	M2	866	3,176
5911900080	TEXTILE PRODUCTS ETC FOR TECHNICAL USES NESOI	KG	13,704	13,248
	ARTICLES OF APPAREL AND CLOTHING ACCESSORIES,KNITTED OR CROCHETED.....	TOTAL		739,262
6103420000	M/B TROUSERS OVERALLS SHORTS ETC COTTON, KNIT	DOZ	278	17,988
6104210000	W/G ENSEMBLES OF WOOL, KNIT	DOZ	234	2,808
6104291000	W/G ENSEMBLES OF ARTIFICIAL FIBERS, KNIT	DOZ	1,480	74,553
6104292000	W/G ENSEMBLES OTHER TEXTILE MATERIALS, KNIT	DOZ	12,929	568,184
6105100000	MEN'S OR BOYS' SHIRTS OF COTTON, KNITTED OR CROCHE	DOZ	3	2,809
6105200000	MEN'S OR BOYS' SHIRTS OF MANMADE FIBERS, KNITTED O	DOZ	720	11,172
6109100009	M/B ARTICLES SIMILAR TO T-SHIRTS ETC OF COT, KNIT	DOZ	153	3,804
6109901047	M/B ARTICLES THERMAL T-SHIRTS, ETC OF MMF, KNIT	DOZ	2,356	54,832
6115200000	WOMEN'S HOSIERY < 67 DCTX/SINGLE YARN, KNIT	DPR	261	3,112

TABLE - 6 SHIPMENTS OF MERCHANDISE FROM PUERTO RICO TO VIRGIN ISLANDS,
BY COMMODITY: FISCAL YEAR 2001

COMM CODE	DESCRIPTION	UNIT	QUANTITY	VALUE - $
	ARTICLES OF APPAREL AND CLOTHING ACCESSORIES,NOT KNITTED OR CROCHETED.....	TOTAL		232,952
6202990000	W/G ANORAKS SKI JACKET & SMLR ART OT TEX MTRL,N KT	DOZ	142	14,987
6203491000	MEN'S/BOYS' OVERALLS ARTIFICIAL FIBERS, NOT KNIT	DOZ	394	55,692
6204193000	WOMEN'S/GIRLS' SUITS OTHER TEXTILE MATERIALS, N KT	NO	597	12,234
6204530000	WOMEN'S/GIRLS' SKIRTS SYNTHETIC FIBERS, NOT KNIT	DOZ	331	16,205
6204624017	W/G TROUSERS ETC OT COTTON NOT CONT DOWN, NOT KNIT	DOZ	112	5,422
6205202022	MEN'S OR BOYS' DRESS SHIRTS OF COTTON, NOT KNITTED	DOZ	983	11,184
6205302035	MEN'S OR BOYS' DRESS SHIRTS MANMADE FIBERS,NT KNIT	DOZ	169	2,535
6206400000	W/G BLOUSES, SHIRTS & SHIRT BLOUSES MMF, NOT KNIT	DOZ	527	25,856
6207110000	M/B UNDERPANTS AND BRIEFS OF COTTON, NOT KNIT	DOZ	948	24,926
6208999000	W/G UNSHIRTS PANTIES BATHROBES ETC MANMADE FIB,NKT	DOZ	907	35,407
6211120000	WOMEN'S OR GIRLS' SWIMWEAR, NOT KNITTED OR CROCHET	DOZ	20	2,504
6212100010	BRASSIERES PARTS THEREOF WHTR KNIT OR CROC OF COT	DOZ	3,314	26,000
	OTHER MADE-UP TEXTILES ARTICLES; NEEDLE CRAFT SETS;WORN CLOTHING AND WORN TEXTILE ARTICLES;RAGS.....	TOTAL		277,102
6302210035	OTHER BED LINEN, PRINTED: OF COTTON, NESOI	NO	84	5,137
6302600020	TOLIET & KIT LINEN TERRY FAB COT TOWELS: NESOI	NO	1,111	3,870
6302910010	OTHER COTTON TOWELS OF PILE OR TUFTED CONSTRUCTION	NO	53,776	187,356
6302910035	OTHER COTTON TOWELS JACQUARD FIGURED	NO	8,065	28,096
6303120000	CURTAIN (DRAPE) & INTER BLND/BD VAL KT/CRO SYN FIB	NO	1,418	47,203
6307100000	OTH MDE-UP ART INC DRES PATRN FLCTH, DSHCTH, DUSTR	KG	291	5,440
	FOOTWEAR,HEADGEAR,UMBRELLAS, SUN UMBRELLAS,WALKING STICKS, SEATSTICKS,WHIPS,RIDING CROPS AND PARTS THEREOF;PREPARED FEATHERS AND ARTICLES MADE THEREWITH; ARTIFICIAL FLOWERS;ARTICLES OF HUMAN HAIR.....	TOTAL		1,164,691
	FOOTWEAR,GAITERS AND THE LIKE; PARTS OF SUCH ARTICLES.....	TOTAL	370,572	1,158,037
6402200000	OTH FTWR W/UPPR STRAP ASSMB TO SOLE BY PLUG(ZORIS)	PRS	21,057	61,698
6403190000	FOOTWEAR LEA UPPER, SPORTS FOOTWEAR EXC SKI-BOOTS	PRS	204	7,545
6403995500	FOOTWEAR LEA UP NONLEA SOL NOT ANKL NESOI MEN	PRS	1,200	47,621
6403998500	FOOTWEAR LEA UP NONLEA SOL NOT ANK NESOI EX MN WMN	PRS	108	3,360
6404206500	FOOTWEAR TEX UP LEA SOLE EXCEPT FOR MEN AND WOMEN	PRS	348,003	1,037,813
	PREPARED FEATHERS AND DOWN AND ARTICLES MADE OF FEATHERS OR OF DOWN;ARTIFICIAL FLOWERS; ARTICLES OF HUMAN HAIR.....	TOTAL		6,654
6702100000	PLASTIC ARTIFICAL FLOWERS, FOLIAGE, & FRUIT & PTS	X		2,948
6702900000	ARTIFICAL FLOWERS,FOLIAGE,FRUIT & PTS, EXC PLASTIC	X		3,706
	ARTICLES OF STONE,PLASTER,CEMENT, ASBESTOS,MICA OR SIMILAR MATERIALS; CERAMIC PRODUCTS;GLASS AND GLASSWARE.....	TOTAL		716,577
	ARTICLES OF STONE,PLASTER,CEMENT, ASBESTOS,MICA OR SIMILAR MATERIALS.....	TOTAL		290,372
6802100000	TILES ETC LS TH 7CM; ARTFLY CLRD GR CHPGS A PWDR	X		11,811
6804210000	OTH MLLSTNS ETC OF AGGLM SYNTHTC OR NAT DIAMOND	NO	25	21,679
6805300000	ABRASIVES ON A BASE MATERIAL OTH THN FABRC O PAPER	KG	135	3,576
6806900050	MXTRS A ART OF HEAT-INSL O SND-ABSRB MIN MTRL NES	X		3,240
6807900010	ROOFING AND SIDING OF ASPHALT, OR SIMILAR MATERIAL	KG	11,907	39,088
6807900050	ARTICLES OF ASPHALT OR SIMILAR MATERIAL NESOI	KG	27,728	11,183
6808000000	PNLS BRDS ETC O VEG FBR AG W CMNT PLSTR ETC BNDRS	KG	2,182	8,000
6809110000	PLSTR BRDS ETC NT ORNA, FCD W PPR O PPRBRD ONLY	KG	8,378	15,185

TABLE - 6 SHIPMENTS OF MERCHANDISE FROM PUERTO RICO TO VIRGIN ISLANDS,
BY COMMODITY: FISCAL YEAR 2001

COMM CODE	DESCRIPTION	UNIT	QUANTITY	VALUE - $
6810110000	BLDG BLCKS A BRCKS OF CMNT CNCRT ART ST W O N REIN	X		65,493
6810195000	ARTCLS NESOI OF CMNT CNCRT OR ARTFCL STONE	X		14,867
6810910000	PREFB STRCTRL CMPNTS O CNCRT CMNT O ARTF STONE	X		3,659
6810990000	CEMENT, CONCRETE, ARTIFICIAL STONE ARTICLES, NESOI	X		56,089
6811900000	ARTCLS NESOI OF ASBESTOS-CEMENT ETC	KG	20,237	32,064
6812500000	ASBESTOS CLOTHING, CLOTHNG ACCESSRS, FTWR A HDGEAR	KG	3,799	4,438
	CERAMIC PRODUCTS.....	TOTAL		211,937
6902201020	REFRACT BRICKS OV 50 PCT SILICA/ALUMINA EX AL BRCK	THS	42	19,000
6907900000	UNGLAZED CERAMIC FLAGS A PAVING, HEARTH A WALL TLS	M2	959	5,162
6908100000	GLZD CERAM TILES CUBES ETC FTTNG IN SQ UN 7CM	M2	16,166	78,113
6908900000	GLAZED CERAMIC FLAGS A PAVING, HEARTH A WALL TILES	M2	2,656	26,430
6911101000	PORCLN OR CHNA HTL/RSRNT A OTHR WARE NOT HH WARE	DPC	199	17,647
6911900010	TOILET ARTICLES OF PORCELAIN OR CHINA	X		5,000
6912005000	CERAMIC HOUSEHOLD A TOILET ARTICLS NT PORC NT TBLW	X		15,000
6913100000	STATUETTES AND OTHER ORNMNTL ARTCLS, PORCLN OR CHN	X		9,460
6914900000	CERAMIC ARTICLES NESOI	X		36,125
	GLASS AND GLASSWARE.....	TOTAL		214,268
7005290000	NONWIRED GLASS NESOI	M2	2,501	10,000
7007211000	WINDSHIELDS OF LAMINATED SAFETY GLASS	M2	251	7,829
7009910000	GLASS MIRRORS UNFRAMED NOT VEHICLE REARVIEW MIRROR	CM2	570	2,845
7010925050	OTH GLSS CONTNRS W/WO CLSRS NT WD MTH OV .33 NOV 1	GRS	1,534	30,705
7011100000	GLSS ENVLPS OPN A GLS PTS W/O FTNGS F ELCTRC LGHTG	THS	186	13,116
7013910000	OTHER GLASSWARE, LEAD CRYSTAL, NESOI	NO	2,001	10,000
7017100000	LAB, HYGIENIC, PHARMACEUT GLSWR, FUSD QURTZ/SILICA	X		3,367
7017900050	OTHER LABORATORY, HYGIENIC OR PHARM GLASSWR NESOI	X		13,350
7019110000	CHOPPED STRANDS GLASS FIBERS NOT OVER 50MM LONG	KG	8,348	16,343
7019192000	GLASS FIBER YARN, NESOI	KG	6,647	8,223
7019194000	SLIVERS OF GLASS FIBERS	KG	16,277	18,558
7019905050	OTHER ARTCLES OF NONWOVEN GLASS FIBRES, NESOI	X		6,932
7020000000	OTHER ARTICLES OF GLASS, NESOI	X		73,000
	NATURAL OR CULTURED PEARLS,PRECIOUS OR SEMIPRECIOUS STONES,PRECIOUS METALS; METALS CLAD WITH PRECIOUS METAL, AND ARTICLES THEREOF;IMITATION JEWELRY; COIN.....	TOTAL		2,866,477
	NATURAL OR CULTURED PEARLS,PRECIOUS OR SEMIPRECIOUS STONES,PRECIOUS METALS; METALS CLAD WITH PRECIOUS METAL, AND ARTICLES THEREOF;IMITATION JEWELRY; COIN.....	TOTAL		2,866,477
7113110000	JEWELRY AND PARTS THEREOF, OF SILVER	X		15,138
7113190000	JEWELRY AND PARTS THEREOF, OF OTH PRECIOUS METAL	X		444,625
7113200000	JEWELRY AND PARTS, BASE METAL CLAD W PREC METAL	X		879,711
7115900000	OTH PREC METL ARTCLS OR ARTCLS CLAD W PM, NESOI	X		8,600
7116201000	JEWELRY OF PRECIOUS OR SEMIPRECIOUS STONES	X		1,463,573
7116204050	ARTICLES OF PRECIOUS OR SEMIPREC STONES, NT JEWLRY	X		5,859
7117190000	OTH IMITATION JEWELRY, BASE METAL, INC PR MTL PLTD	X		37,179
7117900000	IMITATION JEWELRY NOT OF BASE METAL	X		8,691
7118100000	COIN (EXCPT GOLD COIN) NOT BEING LEGAL TENDER	X		3,101
	BASE METALS AND ARTICLES OF BASE METAL.....	TOTAL		2,062,434
	IRON AND STEEL.....	TOTAL		514,859
7205290000	POWDERS, IRON OR NONALLOY STEEL	T	69	110,000
7206900000	IRON AND NONALLOY STEEL, PRIMARY FORMS NOT INGOTS	KG	65	4,500
7208101500	FLAT ROLD IRON/STL >=600MM,PICKLED,PATTERNS RELIEF	KG	38,340	50,000
7211130000	FLT RLD HI-STRNGH STL <600MM,UNIVRSAL MILPLATE,HOT	KG	4,495	2,917
7211900000	FLAT ROLLED IRON/STL <600MM, NOT CLAD/PLATE, NESOI	KG	3,864	3,450
7213200000	BAR&ROD FREE-CUTTNG IRON/STL,HOT-RLD,IRREGULA COIL	KG	181	3,560

TABLE - 6 SHIPMENTS OF MERCHANDISE FROM PUERTO RICO TO VIRGIN ISLANDS,
BY COMMODITY: FISCAL YEAR 2001

COMM CODE	DESCRIPTION	UNIT	QUANTITY	VALUE - $
7215900000	OTHER BARS & RODS IRON/STEEL NONALLOY, NESOI	KG	149,751	64,819
7216100000	ANGLE,U,I,H SECT IRON/STL NALLOY,HOTROLL<80MM HIGH	KG	12,273	57,600
7216320000	ANGLE,I SECT IRON/STL,HOT-ROLL>=80MM HI(STAN BEAM)	KG	11,364	6,360
7228100000	OTHER BARS AND RODS OF HIGH-SPEED STEEL	KG	26,183	103,231
7228305000	OTH BARS/RODS,TOOL STEEL,NOT HIGH-SPEED,HOT-ROLLED	KG	2,177	5,440
7228308000	OTH BARS/RODS,OTH ALLOY STL,NOT TOOL STL, HOT-ROLL	KG	241,884	90,878
7228700000	ANGLES, SHAPES AND SECTIONS OF OTHER ALLOY STEEL	KG	11,265	4,341
7229900000	WIRE OF OTHER ALLOY STEEL, NESOI	KG	875	7,763
	ARTICLES OF IRON OR STEEL.....	TOTAL		1,002,814
7301205000	ANGLES, SHAPES AND SECTIONS, WELDED, ALLOY STEEL	KG	5,962	15,000
7303000030	SOIL PIPE OF CAST IRON	KG	14,061	70,000
7303000090	TUBES, PIPES AND HOLLOW PROFILES, CAST IRON, NESOI	KG	6,213	7,391
7304410000	OTH SS TB PS HLW PFL SMLS CIRC CS COLD-WRKD	KG	175	15,407
7304490010	HOLLOW BARS, STNLS STL, SMLS, CIRC CS NES NT C-RLD	KG	91	7,000
7304590000	OTH TB PS HP ALY STL NT SS SMLS CIRC CS NT CLD-WRK	KG	4,037	2,678
7304906000	OTH TBS PS HLW PFL SMLS NT CIRC CS ALLOY STEEL	KG	13,286	17,720
7305905000	OTH TUBES, PIPES NESOI RIVETED ETC NT WLD AL	KG	1,705	3,247
7307193000	DUCTILE FITTINGS OF IRON OR STEEL, CAST	KG	15	3,463
7307199090	OTHER CAST FITTINGS, NESOI, OF IRON OR STEEL	KG	67	3,733
7307221000	STAINLESS STEEL SLEEVES (PIPE COUPLINGS)	KG	129	10,589
7307290000	STAINLESS STEEL TUBE OR PIPE FITTINGS NESOI	KG	40	3,624
7307923030	SLEEVES (PIPE COUPLINGS), ALLOY STEEL EXC STAINLES	KG	1,015	14,861
7307929000	THREADED ELBOWS AND BENDS OF IOS (EXC SS CSTIR)	KG	11,622	76,916
7308300000	DRS, WNDWS A FRMS A THRSHLDS FR DRS, IRON OR STEEL	KG	364	4,086
7308400000	EQUIP SCAFFLDNG SHUTTRNG PROPPNG O PIT-PROPPNG IOS	KG	227	2,888
7308901000	CLMNS PLLRS PSTS BMS GRDRS A SMLR STCTRS, IRN O ST	KG	241,477	217,354
7308909030	SHEET-METAL ROOFNG SIDING FLRING ETC, IRON OR STEL	KG	9,291	56,991
7308909090	STRUCTURES AND PARTS ETC NESOI IRON OR STEEL	KG	48,818	119,233
7309000030	TANKS, IOS CAP OV 300L NT INS NT MCH THRML NF GAS	NO	6	59,400
7309000090	RESVRS VTS A SIM CNTNRS IOS CAP OV 300L NF GASES	NO	63	6,300
7310290000	TANKS CSKS DRMS CNS BXS ETC IOS NESOI UND 50 LTR	NO	1	7,611
7311000000	CONTNRS FR CMPRSSD O LQFD GAS OF IRON O STEEL	NO	282	24,000
7312102500	STRND WR IOS FTD W FTTNGS OR MD UP INTO ARTCLS	KG	1,136	9,025
7312103015	STRANDED WIRE FOR PRESTRESSNG CONCRETE IRN/ST EXSS	KG	6,982	8,688
7312108500	RPS CBL CRDG NT STRD WR NESOI O IRN O STL	KG	3,562	20,355
7312900000	PLAITED BANDS, SLINGS ETC, IRON OR STEEL NESOI	KG	795	2,549
7314190000	OTH PRODCTS OF WVN IRN/STEEL WIRE CLTH,NT STAINLSS	M2	384	3,910
7314200000	GRILL NETTING FENCING WLD IR/ST WR 3MMCS 100CM2MSH	KG	4,719	2,831
7314490000	OTH GRILL, NTTNG OR FNCNG NESOI OF IRON OR STEEL	KG	11,903	8,399
7314500000	EXPANDED METAL, IRON OR STEEL	M2	290	2,565
7318159000	THREADED FASTENERS NESOI OF IRON OR STEEL	KG	788	97,887
7320901000	HAIRSPRINGS OF IRON OR STEEL	KG	24	3,380
7321115000	NONPORTBL COOKNG APPLNCS AND PLTE WMRS IOS FOR GAS	NO	52	14,328
7324100000	SINKS AND WASH BASINS OF STAINLESS STEEL	NO	698	27,880
7324210000	CAST IRON BATHS ENAMELED OR NOT	NO	16	10,000
7324900000	OTHER SANITARY WARE, INCLUDING PARTS, IRN/ST NESOI	X		2,698
7325990000	CAST ARTICLES OF IRON OR STEEL NESOI	KG	5,242	21,613
7326190000	OTH ARTIC IOS FRGD OR STMPD, NT FURTH WRKD, NESOI	KG	16,159	10,000
7326908595	OTHER ARTICLES OF IRON OR STEEL NOT WIRE NESOI	KG	656	7,214
	COPPER AND ARTICLES THEREOF.....	TOTAL	6,806	43,568
7403210000	UNWROUGHT COPPER-ZINC BASED ALLOYS (BRASS)	KG	640	6,800
7419995010	BRASS PLUMBING GOODS NESOI	KG	6,166	36,768
	ALUMINUM AND ARTICLES THEREOF.....	TOTAL		193,015
7610100000	ALU DOR WIN AND THEIR FRA AND THRES FOR DOORS	KG	32,737	106,941
7610900020	OT AL SHT-MET ROOF SID FLR AND RF GUT A DRA EQUP	KG	5,298	18,747
7610900050	OTH ALUM STRCTRS A PRTS; AL PLTS TBS ETC FOR STRTR	KG	2,771	53,894
7615194000	ALUM CKNG KTCHNWR NT CAST NT SCOURRS/POL PDS,& PTS	NO	679	2,719
7615199000	ALUM TBLE KTCHN OTH HSHOLD ARTCLS AND PTS THEREOF	KG	68	2,714
7615200000	ALUMINUM SANITARY WARE AND PARTS THEREOF	KG	230	3,500
7616995060	ALUMINUM CASTINGS	KG	6	4,500

TABLE - 6 SHIPMENTS OF MERCHANDISE FROM PUERTO RICO TO VIRGIN ISLANDS,
BY COMMODITY: FISCAL YEAR 2001

COMM CODE	DESCRIPTION	UNIT	QUANTITY	VALUE - $
	ZINC AND ARTICLES THEREOF.....	TOTAL	13,717	20,952
7905000000	ZINC PLATES, SHEET, STRIP AND FOIL	KG	1,066	3,400
7906000000	ZINC TUBES, PIPES AND TUBE OR PIPE FITTINGS	KG	12,651	17,552
	OTHER BASE METALS;CERMETS; ARTICLES THEREOF.....	TOTAL	888	10,837
8108105010	SPONGE, TITANIUM	KG	888	10,837
	TOOLS, IMPLEMENTS,CUTLERY, SPOONS AND FORKS, OF BASE METAL; PARTS THEREOF OF BASE METAL.....	TOTAL		82,173
8204110030	OPN-END,BX A COMB OPN-END A BX WRNCHES, BMTL	NO	677	10,147
8205300000	PLNS CHSLS A SMLR CTTNG TLS FR WDWRKNG,PTS,BS MTL	X		3,039
8205599000	HANDTOOL INCL GLASS CUTTER & PARTS BASEMETAL NESOI	X		17,047
8205900000	SETS OF ARTS OF 2 OR MORE OF FORGO SBHDNG HND TLS	PCS	2,491	4,981
8207303000	PRSG STMPG PNCH TLS STBL F CTG MTL A PT	X		3,449
8207306090	TLS PR ST PU NESOI NT MTL CTG	X		12,363
8211920001	OTHER KNIVES HAVING FIXED BLADES	X		15,395
8211930001	KNIVES HAVING OTHER THAN FIXED BLADES	NO	787	10,816
8212100000	RAZORS	NO	1,968	4,936
	MISCELLANEOUS ARTICLES OF BASE METAL.....	TOTAL		194,216
8301100000	PADLOCKS OF BASE METAL	DOZ	102	16,478
8301406030	DOOR LOCKS, LOCKSETS AND OTH BS MTL LOCKS FR DOORS	KG	44	2,850
8302104030	HINGES AND PARTS, BASE METAL, FOR DOORS	KG	718	3,010
8302300000	OTH BS METL MOUNTNGS FTTNGS ETC FOR MOTOR VEHICLES	KG	1,702	9,760
8302418055	OTH BASE METL MNTNGS FTTNGS ETC	KG	318	2,746
8302418075	OTH BS METL MNTNGS FTTNGS ETC FOR BUILDINGS, NESOI	KG	71,204	87,758
8302420000	OTH BASE METL MOUNTNGS FTTNGS ETC FOR FURNITURE	KG	945	7,096
8302500000	HAT-RACKS HAT PEGS BRCKTS ETC PARTS, BASE METAL	KG	273	3,450
8302600000	BASE METAL AUTOMATIC DOOR CLOSERS AND PARTS	KG	4,178	34,074
8307900000	FLEXIBLE TUBING OF BASE METAL NOT IRON OR STEEL	KG	493	6,474
8311306000	COATED RODS A CORED WIRE, BS METL, NES FR SOLDR ET	KG	447	14,120
8311900000	WIRE ETC CTD/CRD W FLUX FR WLD ETC A PRTS NESOI	KG	230	6,400
	MACHINERY AND MECHANICAL APPLIANCES; ELECTRICAL EQUIPMENT;PARTS THEREOF; SOUND RECORDERS AND REPRODUCERS, TELEVISION IMAGE AND SOUND RECORDER, AND REPRODUCERS, AND PARTS AND ACCESSORIES OF SUCH ARTICLES.....	TOTAL		23,005,623
	NUCLEAR REACTORS,BOILERS,MACHINERY AND MECHANICAL APPLIANCES; PARTS THEREOF.....	TOTAL		11,279,301
8401100000	NUCLEAR REACTORS	T	1	2,687
8401300000	FUEL ELEMENTS (CARTRIDGES)NON-IRRADIATED, AND PART	X		11,920
8401400000	PARTS OF NUCLEAR REACTORS	T	23	66,245
8402900090	PTS FOR STEAM,VAPOR GENERATING,SUPER-HEAT WTR BLRS	X		13,390
8404100010	ECONOMIZERS FOR USE WITH BOILERS OF HEAD 8402-8403	T	30	144,454
8404900000	PARTS FOR AUX PLT FOR BLRS,COND FOR STM,VPR PR UNT	X		4,000
8405100000	PRODUCER GAS,WTR GAS,ACETYLENE GAS,WTR PRO GAS GEN	X		111,900
8407210000	OUTBOARD ENGINES FOR MARINE PROPULSION	NO	35	114,915
8408100010	DIESEL ENGINES, NOT EXCEEDING 149.2 KW, MARINE	NO	1	3,000
8408100020	COMP-IGNI PST ENG,MARINE,EXC149.2KW,NOT EXC223.8KW	NO	1	11,350
8408100050	COMP-IGNITION PISTON ENGINES,FOR MARINE,EXC 746 KW	NO	1	6,672
8408202000	COMP-IGN ENG FR PROP VEH CH87,RD TR,BUS,AUTO,TRUCK	NO	1	5,000
8408205000	DIESEL ENG FOR VEHICLES OF CHAPTER 87, NESOI	NO	1	15,000
8409100040	PARTS FOR SPARK-IG OR COMP-IG PST ENG FOR CIV A/C	KG	8	5,100
8409916000	PARTS F SPARK IG ENG FOR MARINE PROPULSION	KG	596	24,209
8409996000	PARTS FOR DIESEL ENGINES FOR MARINE PROPULSION	KG	24	3,600
8409998000	PARTS FOR DIESEL ENGINES, NESOI	KG	125	2,519

TABLE - 6 SHIPMENTS OF MERCHANDISE FROM PUERTO RICO TO VIRGIN ISLANDS,
BY COMMODITY: FISCAL YEAR 2001

COMM CODE	DESCRIPTION	UNIT	QUANTITY	VALUE - $
8411124050	TURBOJET A/C TURBINES EX CIVIL, THRUST OVER 25	NO	1	1,000,000
8411917010	PARTS OF TURBOJET & TURBOPROPELLER A/C ENG,CIVIL	X		10,000
8411994000	PARTS OF NONAIRCRAFT GAS TURBINES	X		32,537
8411997050	PARTS OF GAS TURBINE A/C ENG, EXC CIVIL A/C	X		101,254
8412210075	LINEAR ACTING HYDRAULIC MOTORS (CYLINDERS)	NO	1	5,135
8412901000	PARTS OF HYDROJET ENGINES FOR MARINE PROPULSION	X		5,000
8413110000	PUMPS FOR DISPENSING FUEL OR LUBRICANTS,GARAGE USE	NO	212	162,915
8413190000	PUMPS FITTED WITH MEASURING DEVICE, NESOI	NO	5	12,500
8413301000	FUEL-INJECTION PUMPS FOR COMPRESSION-IGNITION ENGS	NO	11	5,150
8413500070	HYDRAULIC FLUID POWER PUMPS,RADIAL PISTON	NO	1	3,405
8413600070	ROLLER PUMPS, ROTARY POSITIVE DISPLACEMENT	NO	1	3,900
8413810040	PUMPS FOR LIQUIDS, NESOI	NO	1	2,568
8413919050	PARTS OF HYDRAULIC FLUID POWER PUMPS	X		41,178
8413919520	PARTS, NESOI, OF PUMPS FOR LIQUIDS	X		19,223
8414100000	VACUUM PUMPS	NO	15	4,175
8414304000	COMPRESSORS, REFRIG AND AIR-COND, NOT EXC 1/4 HP	NO	5	4,536
8414308070	COMPRESSORS, REF & A/C,EXC AMMONIA,EXC 3 N/EXC10HP	NO	2	3,100
8414308090	COMPRESSORS, REFRIGERATING & AIR-CONDITION, AMMONI	NO	10	12,000
8414400000	AIR COMPRESSORS MOUNT ON WHEEL CHASSIS FOR TOWING	NO	5	13,595
8414599080	FANS, NESOI	NO	7	10,000
8414801567	AIR COMPRES,ROTRY,STATIONRY, EXC 11.19KW N/E74.6	NO	2	3,900
8414801590	AIR COMPRESSORS, PORTABLE,NESOI	NO	4	50,000
8414809000	AIR OR VACUUM PUMPS, NESOI	NO	491	29,698
8414902090	PARTS OF COMPRESSORS, NESOI	X		140,394
8414909000	PARTS OF AIR OR VACUUM PUMPS, NESOI	X		172,280
8415100040	AIR-CONDITIONERS,WIND/WALL,SELF-CONTAIN <2.93KW/HR	NO	65	10,778
8415100060	AIR-COND,WIND/WALL,SELF-CONTAIN,2.93KW/HR><4.98KW	NO	236	188,469
8415100080	AIR-COND,WIND/WALL,SELF-CONTAIN 4.98 KW/HR OR>	NO	59	32,695
8415820030	ROOM FAN COIL UNITS FOR USE WITH WATER CHILLERS	NO	4,345	749,575
8415830050	CONDENSING UNIT NOT EXC 17.58 KW/HR (60000 BTU/HR)	NO	40	23,670
8415830070	HEAT EXCHANGERS, NOT INC A REFRIG UNIT, NESOI	NO	91	146,930
8415830090	AIR COND MACHS NOT INCORPORAT A REFRIG UNIT, NESOI	NO	1	5,500
8417800000	IND OR LAB FURNACES & OVENS, INC INCIN,N/ELE,NESOI	NO	1	3,600
8418100020	REFRIG-FREEZ COMB,SEP EXT DRS,COMP,VOL184<269LITER	NO	1	5,128
8418210030	REFRIG,HOUSEHOLD,COMP TYP,VOL 269 < 382 LITERS	NO	84	26,328
8418210090	REFRIG,HOUSEHOLD, COMP TYP, VOL 382 LITERS & OVER	NO	262	107,839
8418290000	REFRIGERATORS, HOUSEHOLD TYPE, NESOI	NO	67	21,051
8418300000	FREEZERS, CHEST TYPE, CAPACITY NOT EXC 800 LITERS	NO	61	14,904
8418500040	FREEZING DISPLAY COUNTERS, CABINETS, SHOWCASES	NO	2	5,951
8418500080	REFRIGERATING DISPLAY COUNTERS, CABINETS,SHOWCASES	NO	10	26,102
8418690010	ICEMAKING MACH,SELF-CONT,CUBE,FLAKE,CAP N/EXC227KG	NO	3	3,485
8418690020	DRINKING WATER COOLERS, REFRIGERATED, SELF-CONTAIN	NO	20	2,580
8419200000	MEDICAL, SURGICAL OR LABORATORY STERILIZERS	NO	1	4,341
8419390080	DRYERS, TREATMENT OF MATERIALS, TEMP CHANGE, NESOI	NO	8	4,000
8419815000	COOKING STOVES,RANGES & OVENS,EXC MICROWAVE,INDUST	NO	149	13,181
8419819040	IND MAC,EQUI,REST OR HOTEL USE,FOR HOT DRINK, FOOD	NO	1	2,800
8419819080	IND MAC OR EQUIP FOR MAKE HOT DRINK,COOK,HEAT FOOD	NO	1	40,800
8419902000	PARTS OF MACH & PLANT FOR MAKING PULP,PAPER,PAPBRD	X		10,000
8419909020	PARTS OF EQUIP FOR RESTAURANTS,ETC, TEMP CHANGE	X		9,200
8419909500	PARTS F MCH OR EQUIP F TREAT MTL BY TEMP CHG,NESOI	X		198,609
8421190000	CENTRIFUGES, NESOI	NO	8	54,094
8421394000	CATALYTIC CONVERTERS	NO	1	4,658
8421398090	FILTERING OR PURIFYING MACH & APPARATUS,GAS, NESOI	X		11,925
8421990080	PARTS OF MACH & APPARAT,FILT,PURIFY,LIQ,GAS,NESOI	X		26,791
8422909500	PTS MCH CLN,DRY,BOT,FIL,CLSE,SEAL CONTAINER,NESOI	X		5,385
8423900080	PARTS OF WEIGHING MACH EXC DIGITAL WEIGHT INDICAT	X		6,220
8424200000	SPRAY GUNS AND SIMILAR APPLIANCES	X		12,498
8424909500	PARTS,NESOI,OF MECH APPL F SPRAY,ETC,LIQ NESOI	X		3,210
8426190000	OVHD TRV,TRNPT,GNT,BRDG,MOBL LFT FRM&TRD CAR,NESOI	NO	2	147,287
8426410005	WORKS TRUCKS FITTED WITH A CRANE, SELF-PROPEL TIRE	NO	4	690,500
8426410090	LIFTING MACHINERY, SELF-PROPELLED, ON TIRES, NESOI	NO	1	24,000
8426990000	LIFTING MACHINERY, NESOI	NO	6	410,000
8427104000	OPERATOR RIDING COUNTERBALANCED FORK-LIFT, ELCTR	NO	1	34,533
8427108090	SELF-PROPEL WRKS TRK TRUCK POWERED BY AN ELEC MOTO	NO	2	20,000
8427204000	SELF-PROPELLED FORKLIFTS, RIDING, COUNTERBALANCED	NO	3	169,468
8427208020	SELF-PROPELLED AERIAL WORK PLATFORMS	NO	1	18,000
8427208040	SELF-PROPELLED WORKS TRUCKS AND FORKLIFTS, NESOI	NO	1	30,000

TABLE - 6 SHIPMENTS OF MERCHANDISE FROM PUERTO RICO TO VIRGIN ISLANDS,
BY COMMODITY: FISCAL YEAR 2001

COMM CODE	DESCRIPTION	UNIT	QUANTITY	VALUE - $
8427900040	FORK-LIFT & OTHER WORKS TRUCKS W/LIFT,HANDL EQUIP	NO	7	161,669
8429110090	BULLDOZERS & ANGLEDOZERS,SELF-PROPEL,TRAK LAY,USED	NO	2	400,000
8429190090	BULLDOZERS AND ANGLEDOZERS,SELF-PROPEL,USED,NESOI	NO	2	490,000
8429200000	GRADERS AND LEVELERS, SELF-PROPELLED	NO	1	168,000
8429511005	INTEGR TRATOR SHOVL LOAD,REAR ENG MT, 2WHEEL DR,NE	NO	4	543,608
8429511060	FRONT-END SHOVEL LOADERS, WHEEL TYPE, NEW, NESOI	NO	1	215,000
8429515020	FRNT-END SHOVL LOAD, 44.7KW UNDER 67.1KW,NEW,NESOI	NO	1	28,500
8429521050	EXCAVATORS W/ 360 REVOL SUPERSTRUCTURE,USED,REBLT	NO	1	46,997
8429525010	MECH SHVL,EXCAVAT,SHVL LOAD,360 REVOL STUR,NEW	NO	1	35,000
8429591030	BACKHOES, NEW, EXC 360 REVOLVING SUPERSTRUCTURE	NO	1	278,000
8429591090	BACKHOES,SHOVELS,CLMSHL,USED,EXC.360 REVOL.SUPSTRT	NO	1	20,000
8429595080	MECH SHVL,EXCAVAT,SHV LOAD,EX360 REVOL STUR,USED	NO	2	60,000
8430500000	MOVE,GRADE,LEVEL,SCRAP,EXCAVAT,SELF-PRPLD, NESOI	NO	78	246,875
8430610000	TAMPING OR COMPACTING MACHINERY,NOT SELF-PROPELLED	NO	5	10,750
8431100090	PARTS OF WINCHES, CAPSTANS AND JACKS	X		31,520
8431200000	PTS OF FRK LFT TRKS & WORKS TRKS WITH LIFT OR HNDL	X		3,588
8431434000	PTS OF OFFSHORE DRILLING AND PRODUCTION PLATFORMS	X		27,075
8431438010	PTS OF OIL & GAS FIELD MACH,NESOI,OF SUBHD 8430.49	X		42,500
8431491060	PTS OF MOBIL LFT FRME,STRAD CARR & WRKS TRKS/CRANE	X		4,016
8431499057	PARTS, NESOI, OF MACHINERY OF HEADING 8429 OR 8430	X		284,016
8432900030	PTS OF SEED,PLNT,TRNSPLNT,MANUR SPRED,FERTILIZ DIS	X		35,000
8432900080	PTS OF AG,HORT,FORTY MAC FR SOIL PREP OR CULTIVATE	X		26,171
8433190030	MOWERS, RIDING, FOR LAWNS, PARKS OR SPORTS GROUNDS	NO	2	15,620
8438800000	IND PREP,MANUF FOOD,DRINK EXC EXT,PREP ANIM,VEG OL	NO	11	189,825
8438900000	PARTS OF MACH OF CH 84, NESOI,IND PREP FOOD,DRINK	X		26,531
8441300000	MAC FR MAK CART,BOX,CASE,TUBE,DRUM OR CONT EX MOLD	NO	1	5,200
8441800000	MACH FR MAKE UP PAPER PULP,PAPER,PAPERBRD	NO	1	6,269
8448330000	SPINDLES,SPIN FLYERS,SPIN RINGS & RING TRAVELLERS	X		4,740
8450110090	WASH MACH,EXC COIN OPERATE, AUTO,CAP NOT EXC 10 KG	NO	12	3,981
8450200090	WASH MACH,CAP EXC 10KG, HOUSEHOLD,LANDRY-TYP,NESOI	NO	127	33,690
8451210090	DRYING MACH, EXC COIN OP, CAP NOT EXCEEDING 10 KG	NO	31	6,200
8451900010	PTS,MAC FOR WASH,DRY-CLEAN,IRON,PRESS,DRY TEXT ART	X		15,725
8451900090	PARTS OF MACHINERY OF HEADING 8451, NESOI	X		3,168
8452900090	PARTS OF SEWING MACHINES, NESOI	X		2,616
8454900030	PARTS OF DIE CASTING MACHINES	X		2,840
8459310070	BOR-MIL MAC, EXC HORIZ SPIN, MTL REMOV, N/C, NEW	NO	3	117,000
8464909090	MACH TOOLS FOR WRKNG STONE OR LIKE MINRL MATRL,NES	NO	2	41,500
8466939000	PARTS F MACH OF HEADING 8456 TO 8461,EXC GEAR CUT	KG	156	17,039
8466940000	PARTS FOR MACHINES OF HEADING 8462 OR 8463	X		15,000
8467111080	ROTARY TYP PNEU HND-DIR TLS FOR METALWORKING,NESOI	NO	307	69,579
8467115090	ROTARY TYPE PNEUMATIC HAND-DIRECTED TOOLS, NESOI	NO	35	5,200
8467195090	PNEUMATIC TOOLS, HAND-DIRECTED, NESOI	NO	43	6,394
8467920090	PARTS OF PNEUMATIC HAND-DIR OR CONTROL TOOLS,NESOI	X		11,623
8468201000	GAS-OPERATE MCH F SOLDERG, BRAZNG,WELDG, HAND-DIR	NO	1	3,560
8468905000	PARTS OF MCH F SOLDERING, WELDING, NESOI	X		7,800
8469120000	AUTOMATIC TYPEWRITERS	NO	35	21,560
8471100000	ANALOG OR HYBRID ADP MACHINES	NO	37	270,010
8471300000	PORT DIGTL AUTOMATIC DATA PROCESS MACH NOT > 10 KG	NO	57	142,186
8471410035	DIGITAL ADP MCH W CPU & INPUT/OUTPUT UNT,COLOR CRT	NO	1	7,500
8471410095	DIGITAL ADP MCH W CPU & INPUT/OUTPUT UNT, W/O CRT	NO	4	72,731
8471491035	DGTL PROC UNT FRM OF SYST W/STOR,IN&OUTPUT COL CRT	NO	6	3,127
8471491095	DGTL PROC UNT W SYST STORG,INPUT,OUTPT UNT,W/O CRT	NO	98	57,967
8471492900	DISP UNIT,NESOI,EXPORTED WITH REST OF ADP SYSTEM	NO	2	11,510
8471493200	LASER TYPE PRINT UNITS,PROD <20 PAGES,ENT AS SYSTM	NO	1	4,699
8471494200	OPTICAL SCANNERS & MAGNETIC INK REC DEV,PT OF SYST	NO	1	2,683
8471495040	HARD MAGNETIC DISK DRIVE UNITS, ENT AS PT OF SYSTM	NO	6	44,717
8471496000	CONTROL OR ADAPTOR UNITS, ENTERED AS PT OF SYSTEM	NO	1	3,701
8471497000	POWER SUPPLIES, ENTERED AS PART OF A SYSTEM	NO	2	13,700
8471499000	AUTOMATIC DATA PROCESS UNITS,NESOI, AS PT OF SYSTM	NO	8	52,476
8471603500	DISPLAY UNITS W/COLOR CATHODE RAY TUBE, NESOI	NO	78	20,316
8471604580	DISPLAY UNITS W/CATHODE RAY TUBE EXC COLOR, NESDOI	NO	2	2,750
8471605100	LASER PRINTER UNTS,PROD >20 PGS,INC TRANS,CONT,PRT	NO	5	9,368
8471605200	LASER TYPE PRINTER UNITS, PROD < 20 PAGE,W/TRAN/PR	NO	6	2,578
8471605400	INK JET TYPE PRINTER UNTS,INCORP TRANSPRT,MECHANIS	NO	6	4,875
8471606790	OTHER PRINTER UNITS, NESOI	NO	1	2,995
8471609070	OUTPUT DEVICES, NESOI	NO	1	2,862
8471704065	HARD MAGNETIC DISK DR UNT,NO CABNT/POWER SUP,NESOI	NO	20	6,080

TABLE - 6 SHIPMENTS OF MERCHANDISE FROM PUERTO RICO TO VIRGIN ISLANDS,
BY COMMODITY: FISCAL YEAR 2001

COMM CODE	DESCRIPTION	UNIT	QUANTITY	VALUE - $
8471801000	CONTROL OR ADAPTOR UNITS OF ADP MACH, NESOI	NO	1	5,227
8471809000	AUTOMATIC DATA PROCESSING UNITS, NESOI	NO	157	59,042
8471900000	ADP MAC&UNTS THEREOF;MAG/OPT RDER,TRNSCRB,PROC DAT	NO	17	22,630
8472901000	AUTOMATIC TELLER MACHINES	NO	4	20,124
8472909050	OFFICE MACHINES, NESOI	NO	3	16,227
8473290000	PARTS FOR MACH,NESOI, INCORP CALCULATING DEVICE	X		3,500
8473300000	PARTS & ACCESSORIES FOR ADP MACHINES & UNITS	X		120,767
8473400000	PARTS AND ACCESSORIES OF OFFICE MACHINES, NESOI	X		3,515
8474100090	SORT,SCREEN,SEPARATE OR WASH MACH F MINERL,STATNRY	NO	2	118,750
8474200010	CRUSHING OR GRINDING MACH FOR MINERALS, PORTABLE	NO	2	155,000
8474200070	GRINDING MACHINES FOR MINERALS, STATIONARY	NO	1	25,000
8474310000	CONCRETE OR MORTAR MIXERS	NO	6	14,949
8474900010	PARTS OF MCH F SORT, SCREEN, WASH, SEPARATE MINERA	X		3,443
8477510010	MACHINERY F MOLDING OR RETREADING PNEUMATIC TIRES	NO	1	4,800
8477590000	MACH, NESOI, F MOLDG OR FORMG RUBBER OR PLASTICS	NO	146	10,341
8477900090	PARTS, NESOI, OF MACH F WORKING RUBBER OR PLASTICS	X		15,691
8479899798	MACHINES AND MECHANICAL APPLIANCES, NESOI	NO	4	20,000
8479909580	OTHER PARTS OF MACH & MECHANICAL APPLIANCES	X		138,979
8481100020	PRESSURE-REDUCING CONTROL VALVES, FLUID POWER TYPE	NO	69	19,684
8481100090	OTHER PRESSURE-REDUCING VALVES, NESOI	NO	21	14,105
8481200070	PNEUMATIC VALVES, NESOI, DIRECTIONAL CONTROL	NO	159	4,912
8481200080	OTHER PNEUMATIC VALVES, NESOI	NO	1	7,208
8481301010	CHECK VALVES,COPPER, W PRESSURE RATING UN 850 KPA	NO	49	4,676
8481302010	CHECK VALVES OF IRON	NO	2	9,600
8481400000	SAFETY OR RELIEF VALVES	NO	8	8,215
8481803065	PLUG TYPE TAPS, COCKS AND VALVES OF STEEL, HD OP	NO	1	2,895
8481805060	BATH, SHOWER, SINK AND LAVATORY FAUCETS	NO	1,006	32,296
8481809025	OTHER VALVES, ELECTRICALLY ACTUATED, NESOI	NO	1	14,813
8481809045	OTHER VALVES,NESOI, WITH THERMOSTATIC ACTUATORS	NO	4	2,512
8482105068	BALL BEARINGS, NESOI	NO	1	9,125
8483101020	CAM/CRANKSHAFT F SPARK IGN ENG F VEHICLES OF CH 87	KG	75	3,406
8483105000	TRANSMISSION SHAFTS AND CRANKS, NESOI	KG	91	7,165
8483200010	HOUSED BEARINGS INCORPORATING BALL BEARINGS	NO	386	45,840
8483305040	BEARING HOUSINGS EXCPT BALL OR ROLLER BEARING TYPE	KG	210	3,500
8484100000	GASKETS,METAL,2 OR MORE LAYERS,OR WITH OTHER MATL	X		17,345
8484200000	MECHANICAL SEALS	NO	19	54,755
8485100000	SHIPS' PROPELLERS AND BLADES THEREFOR	X		8,999
	ELECTRICAL MACHINERY AND EQUIPMENT AND PARTS THEREOF;SOUND RECORDERS AND REPRODUCERS,TELEVISION IMAGE AND SOUND RECORDERS AND REPRODUCERS, AND PARTS AND ACCESSORIES OF SUCH ARTICLES.....	TOTAL		11,726,322
8501103000	ELECTRIC MOTORS, AC, < 18.65 W (1/40 HP) OUTPUT	NO	1	32,426
8501104060	ELECTRIC MOTORS <18.65 W, DC, O/T BSHLS, NESOI	NO	1	5,000
8501104080	ELECTRIC MOTORS UNDER 18.65 W, NESOI	NO	1	9,000
8501106080	ELEC MOTORS 18.65-37.5W, NESOI	NO	1,017	11,860
8501203000	ELECTRIC MOTORS, AC/DC UNIVERSAL, >74.6 BUT < 746W	NO	1	3,000
8501318000	DC GENERATORS, NOT EXCEEDING 750 W	NO	17	54,000
8501336000	DC GENERATORS > 75W BUT =< 375 KW	NO	1	19,475
8503005000	PARTS OF MOTORS OTHER THAN COMMUTATORS	X		4,412
8503006060	OTHER PARTS FOR MACHINES IN 8501 AND 8502	X		100,000
8504406001	POWER SUPPLIES FOR PHYS INCORP INTO ADP, < = 50W	NO	1	2,600
8504409550	RECTIFIERS & RECTIFYING APPARATUS, NESOI	X		20,898
8504409570	INVERTERS FOR AUTOMATIC DATA PROCESSING MACHINES	NO	2	3,348
8504409580	STATIC CONVERTERS, NESOI	X		13,626
8504900080	PARTS,NESOI,FOR ELECTRICAL INDUCTORS	X		28,500
8506100000	PRIMARY CELLS AND BATTERIES, MANGANESE DIOXIDE	NO	782,064	360,371
8506800000	PRIMARY CELLS AND BATTERIES, NESOI	NO	7,994	21,266
8506900000	PRIMARY BATTERY AND CELL PARTS	X		16,990
8507100060	LEAD-ACID BATTERIES, NEW, 12 VOLTS, >6KG	NO	61	3,941
8507908000	PARTS FOR STORAGE BATTERIES(EXCEPT LEAD ACID TYPE)	X		3,960
8509800060	ELECTROMECHANICAL DOMESTIC APPLIANCES, NESOI	NO	119	3,134
8509800091	ELECTROMECHANICAL DOMESTIC APPLIANCES, NESOI	NO	152	41,881
8511400000	INTERNAL COMBUSTION ENGINE STARTER MOTORS	NO	1	19,995

TABLE - 6 SHIPMENTS OF MERCHANDISE FROM PUERTO RICO TO VIRGIN ISLANDS,
BY COMMODITY: FISCAL YEAR 2001

COMM CODE	DESCRIPTION	UNIT	QUANTITY	VALUE - $
8511802000	INTERNAL COMBUSTION ENGINE VOLTAGE REG,6, 12, 24 V	NO	3,171	219,000
8512202000	MOTOR VEHICLE LIGHTING EQUIPMENT	X		19,280
8514400000	OTHER INDUCTION OR DIELECTRIC HEATING EQUIPMENT	X		4,534
8514900000	PARTS FOR IND, LAB FURNACES,OVENS OR HEATING EQUIP	X		10,976
8516100080	ELECTRIC WATER HEATERS, NESOI, AND IMMERSION HEATE	NO	40	3,999
8516604000	ELECTRIC COOKING STOVES, RANGES AND OVENS	NO	1	3,625
8516606000	COOKING PLATES, BOILING RINGS, GRILLERS,& ROASTERS	NO	145	34,727
8516790000	OTHER ELECTROTHERMIC APPLIANCES, DOMESTIC	NO	2	3,950
8516909500	PARTS,NESOI,FOR ELECTROTHERMIC APPLIANCES	X		6,080
8517110000	LINE TELEPHONE SETS WITH CORDLESS HANDSETS	NO	360	21,480
8517190000	VIDEOPHONES	NO	1,832	118,619
8517301500	CENTRAL OFFICE TELEPHONE SWITCHING SYSTEMS	NO	2	3,645
8517302000	PRIVATE BRANCH EXCHANGE TELEPHONE SWITCHING APRTS.	NO	6	13,648
8517302500	ELECTRONIC KEY TELEPHONE SYSTEMS	NO	13	20,000
8517505000	TELEPHON APP,CARR-CURRENT LINE OR DIGITAL LINE SYS	X		156,069
8517905000	PARTS,NESOI,FOR TELEPHONIC APPARATUS	X		5,238,166
8517909000	PARTS FOR TELEGRAPHIC APPARATUS	X		990,529
8518901000	PARTS OF TELEPHONE HANDSETS AND REPEATERS	X		12,175
8518903000	PARTS OF MICROPHONES,LOUDSPEAKERS,AMPLIFIERS	X		40,000
8519990070	SOUND REPRODUCING APPARATUS,NESOI	NO	26	3,946
8520900080	OTHER MAGNETIC SOUND RECORDING OR REPRODUCING EQUI	NO	1,368	186,255
8521100000	VIDEO RECORDING OR REPRODUCING APP, MAGNETIC TAPE	NO	50	2,501
8521900000	VIDEO RECORDING OR REPRODUCING APP,EXC MAGNET TAPE	NO	27	23,056
8522100000	PICKUP CARTRIDGES	NO	12	39,315
8524320000	LASER DISC FOR REPRODUCING SOUND ONLY	NO	63,102	628,303
8524390000	DISCS FOR LASER READING SYSTEMS, NESOI	NO	1	2,980
8524513040	SOUND RECORDINGS ON CASSETTE TAPES, WIDTH =< 4MM	NO	1,447	20,311
8524522000	OTHR MAGNET TAPE RECORDNG >4MM =<6.5MM,EXCEP VIDEO	NO	13,447	201,891
8524910000	OHTR RECORDED MEDIA,NESOI,FOR REPROD OTHR THAN S/I	NO	99	28,000
8524990000	RECORDED MEDIA, NESOI	NO	2,799	21,479
8525102050	OTHER TRANSMISSION APPARATUS FOR TELEVISION	X		21,421
8525202000	RADIO TRANSCIEVERS, LOW POWER, 49.8 MHZ TO 49.90MH	NO	65	23,836
8525203005	RADIO TRANSCEIVERS FOR CIVIL AIRCRAFT	NO	247	272,153
8525203055	RADIO TRANSCEIVERS, NESOI,> 400 MHZ	NO	4	59,600
8525209020	RADIO TELEPHONES FOR INSTALLATION IN MOTOR VEHICLE	NO	339	29,900
8525209040	RADIO PHONES, NT MOTOR VHCL, PBLIC CELLULAR SRVCE	NO	1,216	165,721
8525209080	TRANSMISSION APPTS INCORPORATING RECEIVERS,NESOI	X		90,767
8525300020	TELEVISION CAMERAS, COLOR	NO	2	23,398
8525404000	DIGITAL STILL IMAGE VIDEO CAMERAS	NO	204	112,740
8525408020	8MM CAMCORDERS	NO	56	36,025
8525408085	STILL VIDEO CAMERAS & OTHR VID CAM RECORDERS,NESOI	NO	36	17,031
8526100020	RADAR DESIGNED FOR BOAT OR SHIP INSTALLATION	NO	1	46,880
8526910070	RADIO NAVIGATIONAL AID APPARATUS,NESOI	NO	1	11,200
8527120000	POCKET-SIZE RADIO CASSETTE PLAYERS	NO	50	8,000
8527310000	RADIOBROADCAST RECEIVERS,NESOI,WITH SOUND RECORDER	NO	60	11,305
8527908015	RADIO RECEIVERS, RADIO PAGING TYPE	NO	1	6,545
8527908075	RECEPTION APPARATUS RADIO COMMUNICATIONS,NESOI	X		10,300
8528126040	RECEP APP FOR TV,COLOR,HAVNG A PICTURE TUBE > 52CM	NO	16	5,736
8528210000	VIDEO MONITORS, COLOR	NO	240	41,352
8529102020	TELEVISION ANTENNAS, RECEIVING ONLY	NO	8	4,060
8529102090	TELEVISION ANTENNA REFLECTORS	X		36,856
8529104000	ANTENNAS & PARTS FOR RADAR, RADIO NAVIGATIONAL AID	X		109,150
8529106000	ANTENNAS & PARTS,NESOI,FOR HOG 8525 TO 8528	X		27,094
8529901000	TELEVISION TUNERS	X		6,779
8529903800	PARTS,NESOI,FOR TV APPARATUS, HEADINGS 8525-8528	X		40,000
8529904720	PARTS FOR RADAR APPARATUS	X		13,112
8531100025	SMOKE DETECTORS, NESOI	NO	5	12,591
8531100045	BURGLAR OR FIRE ALARMS AND SIMILAR APPARATUS,NESOI	NO	161	89,051
8532240020	FIXED CAPACITORS, CERAMIC, DIELECTRIC MLTLYR CHIPS	NO	3,140	4,379
8534000020	PRINTED CIRCUITS OF PLASTIC/GLASS =>3 LAYERS, CNDT	NO	192	15,050
8535290040	AUTOMATIC CIRCUIT BREAKERS NESOI > 72.5 KV < 345 K	NO	3	13,625
8535300080	ISOLATING SWITCH & MAKE & BREAK SWITCH,NESOI>1000V	NO	1	4,820
8535400000	LIGHTNING ARRESTERS,VOLTAGE LIMITERS,SURGE SUPPRES	X		5,000
8535908020	TERMINALS, ELC SPLICES AND ELC COUPLINGS	NO	3	4,266
8535908040	ELECTRICAL CONNECTORS, NESOI > 1000 V	NO	600	4,650
8535908060	ELECT SWITCHING & CIRCUIT PROTECTION APPRTS, NESOI	NO	2	5,517
8536300000	OTHER APPARATUS FOR PROTECTING ELC CRTS =< 1000 V	X		50,000

TABLE - 6 SHIPMENTS OF MERCHANDISE FROM PUERTO RICO TO VIRGIN ISLANDS,
BY COMMODITY: FISCAL YEAR 2001

COMM CODE	DESCRIPTION	UNIT	QUANTITY	VALUE - $
8536410005	AUTOMOTIVE SIGNALING FLASHERS FOR VOLTAGE =< 60 V	NO	1	45,250
8536410060	RELAYS FOR PROTECTING ELECTRICAL CIRCUITS, =< 60 V	NO	23	44,503
8536490075	RELAYS > 60 V, ELECTROMECHANICAL	NO	1	19,458
8536504000	MOTOR STARTERS	NO	12	2,683
8536507000	ELECTRNC AC SWTCH OPTICALLY COUPLD INPT/OUTPT CRCT	NO	3,017	4,647
8536509055	SWITCHES, LIMIT, NESOI, VOLTAGE NOT OVER 1000 V	NO	6	7,900
8536694010	ELECTRICAL CONNECTORS, COAXIAL TYPE, <= 1,000 V	NO	1	3,238
8536908030	ELECTRICAL JUNCTION BOXES NOT EXCEEDING 1,000 V	NO	11	3,110
8538907020	PARTS OF AUTO CIR BREAKERS FOR HEAD 8535/8536/8537	X		36,371
8538907060	PARTS NESOI OF SWITCHGEAR, FOR HD 8535, 8536, 8537	X		4,500
8538907080	PRTS SUITBL FOR USE W/APTS IN 8535,8536,8537,NESOI	X		3,840
8541409500	PHOTOSENSITIVE SEMICONDUCTOR DEVICES, NESOI	NO	302,868	75,717
8542120000	CARDS INCORP. ELEC. INTEGRATED CRCT (SMART CARDS)	NO	2	15,300
8542900000	ELECTRONIC INTEGRATED CIRCUITS AND MCRSSMBLS PARTS	X		10,662
8543899690	ELECTRICAL MACHINES AND APPARATUS,NESOI	X		21,576
8543909500	PARTS,NESOI,FOR ELECTRICAL MACHINES,NESOI	X		3,174
8544110050	OTHER INSULATED WINDING WIRE MADE OF COPPER	KG	308	3,049
8544200000	INSULATED COAXIAL CABLE AND COAXIAL ELECTRICAL CDT	KG	7,407	270,033
8544410000	INSULATED ELECTRIC CONDUCTORS =< 80 V WITH CNTRS	X		40,000
8544592040	INSULATED ELECTRIC CONDUCTORS > 600 V OF COPPER	KG	103,944	531,000
8544592080	INSULATED ELECTRIC CONDUCTORS NESOI OF COPPER	KG	2,993	45,000
8544604000	INSULATED ELECTRIC CONDUCTORS > 1000 V, NESOI, CU	KG	458	9,105
8544700000	INSULATED OPTICAL FIBER CABLES WITH INDVULY SH FBR	FBM	13,718	6,859
8547900010	INSULATING FITTINGS FOR MACHINES NESOI	NO	70	15,360
8547900040	ELECTRICAL CONDUIT LINED WITH INSULATION, JS NESOI	KG	8,163	100,000
8548100540	SPENT LEAD-ACID STRGE BATTERIES FOR RECVRY OF LEAD	NO	1,394	6,968
8548900000	ELECTRICAL PARTS OF MACHINERY NESOI IN CHAPTER 85	X		98,887
	VEHICLES,AIRCRAFT,VESSELS AND ASSOCIATED TRANSPORT EQUIPMENT.....	TOTAL		
	RAILWAY OR TRAMWAY LOCOMOTIVES, ROLLING STOCK AND PARTS THEREOF; RAILWAY OR TRAMWAY TRACK FIXTURES AND FITTINGS AND PARTS THEREOF; MECHANICAL(INCLUDING ELECTROMECHANICAL) TRAFFIC SIGNALING EQUIPMENT OF ALL KINDS.....	TOTAL		16,000
8609000000	CONTAINERS FOR ONE OR MORE MODES OF TRANSPORT	X		16,000
	VEHICLES,OTHER THAN RAILWAY OR TRAMWAY ROLLING STOCK,AND PARTS AND ACCESSORIES THEREOF.....	TOTAL		13,857,926
8701200080	ROAD TRACTORS, SEMI-TRAILER, USED, GAS OR DIESEL	NO	5	53,700
8701300090	TRACK-LAYING TRACTORS,USED,OTHR THN 8709	NO	1	21,450
8701905020	TRCTS, WTH NT ENG PWR =>223.8KW BUT <373 KW,NESOI	NO	2	183,500
8702900000	PUBLIC-TRNSPRT TYP PASGNR VEH, NESOI	NO	2	19,345
8703105030	MOTORIZED GOLF CARTS FOR THE TRANSPORT OF PERSONS	NO	12	7,464
8703220000	PASS MTR VEH,SPARK IGN ENG, >1000CC BUT =<1500CC	NO	50	552,790
8703230010	MOTOR HOMES,SPK.IGN.NEW,>=1500CC AND <=3000CC DSPL	NO	53	619,028
8703230020	VEHICLES,NESOI,NEW,ENG EXC 1,500,EXC 3,000CC<=4CYL	NO	72	1,010,752
8703230060	VEHICLES,NESOI,NEW,ENG EXC >1500<=3000CC,>4<= 6CYL	NO	386	5,892,304
8703230075	VEHICLES,NESOI,NEW,ENG >1500,<=3000CC, >6 CYLINDES	NO	25	263,750
8703230090	VEHICLES,NESOI,USED,ENG EXC 1500,NOT EXC 3000 CC	NO	211	3,073,424
8703240050	PASS VEH,SPARK IGN, NESOI, NEW, > 3000 CC,&<=4 CYL	NO	2	53,976
8703240060	PASS VEH,SPARK IGN,NESOI,NEW,>=3000 CC, 6CYL	NO	2	45,200
8703240090	PASS MTR VEH, SPARK IGN, OVER 3000 CC, USED	NO	2	38,000
8703320010	PASS VEH, DIESEL ENG, OV 1500 BT NT OV 2500 CC,NEW	NO	3	56,438
8703320050	PASS VEH,DIESEL ENG, OV 1500 BT NT OV 2500 CC,USED	NO	9	104,062
8703330085	PASS MTR VEH, DIESEL ENG, OVER 2500 CC, USED	NO	28	486,595
8704101000	CAB CHASSIS, DUMPERS DESIGNED FOR OFF-HIGHWAY USE	NO	3	425,500
8704105060	MOTR VEH DUMPERS FOR OFF-HGHWY USE,EXC REAR DUMP	NO	1	33,262
8704225050	TRUCK, DIESEL ENG, GVW >12 BUT =< 15 METRIC TONS	NO	4	143,250
8704310020	TRUCK, SPRK IGN ENG, GVW =< 2.5 METRIC TONS	NO	1	2,603
8704900000	TRUCKS, NESOI	NO	1	98,000

TABLE - 6 SHIPMENTS OF MERCHANDISE FROM PUERTO RICO TO VIRGIN ISLANDS,
BY COMMODITY: FISCAL YEAR 2001

COMM CODE	DESCRIPTION	UNIT	QUANTITY	VALUE - $
8705400000	CONCRETE MIXERS, SPECIAL PURPOSE VEHICLE	NO	1	3,050
8705900000	SPECIAL PURPOSE VEHICLES, NESOI	NO	5	131,868
8707100020	BODIES FOR PASSENGER AUTOS OF HEADING 8703	NO	1	3,500
8708100050	BUMPERS AND PARTS, NESOI, OF HEADINGS 8701 TO 8705	X		11,406
8708295070	PTS AND ACCESSORIES,NESOI,OF BODIES HDG 8701,8705	X		3,267
8708401000	GEAR BOXES,PARTS,SUBHD8701.20,HDG8702 OR 8704	NO	2	6,975
8708402000	GEAR BOXES AND PARTS FOR VEHICLES OF HEADING 8703	NO	3	8,299
8708406000	GEAR BOXES FOR VEHICLES,NESOI,OF 8701 TO 8705	X		7,810
8708925000	MUFFLERS AND EXHAUST PIPES FOR VEHICLES, NESOI	X		3,302
8708941000	STEERING WHEELS,STEERING COLUMNS AND STEERING BOXS	X		20,805
8708990010	PARTS AND ACCESSORIES NESOI,FOR TRACTORS NESOI	X		9,280
8708998075	PARTS AND ACESSORIES FOR VHCLS 8701 TO 8705, NESOI	X		186,708
8709190030	WORKS TRUCKS, EXC ELEC, OPERATOR RIDE,W/O LIFT EQP	NO	6	72,500
8711900000	MOTORCYCLES (INCLUDING MOPEDS), NESOI	NO	1	8,995
8712001070	BICYCLES HAVING BOTH WHEELS <= 63.25 CM DIAMETER	NO	145	7,843
8712006000	BICYCLES AND CYCLES NESOI (INCL DEL TRICYCL)	NO	58	3,280
8714990000	PARTS AND ACESSORIES NESOI OF VEH,OF 8711,8713	KG	18	6,500
8716100030	TRAILERS AND SEMI-TRAILERS FOR HOUSING LES 10.6M	NO	6	46,000
8716100075	TRAILERS AND SEMI-TRAILERS FOR HOUSING 10.6M, MORE	NO	1	11,350
8716390030	TRAILERS AND SEMI-TR, NESOI, FOR VEH OF HD 8703	NO	1	3,700
8716390090	TRAILERS AND SEMI-TRAILERS, NESOI, TRANPRT GOODS	NO	1	4,895
8716400000	TRAILERS AND SEMI-TRAILERS, NESOI	NO	6	112,200
	AIRCRAFT,SPACECRAFT,AND PARTS THEREOF.....	TOTAL	558	13,623
8803300010	OTHER PARTS,NESOI,OF CIVIL AIRPLANES/HELICOPTERS	KG	80	2,520
8803909010	OTH PRTS,NESOI,FOR CIVIL AIRCRFT,&NON-POWRD AIRCFT	KG	478	11,103
	SHIPS,BOATS AND FLOATING STRUCTURES.....	TOTAL		562,599
8903100000	INFLATABLE YATCHTS,VESSELS, FOR PLES,SPORTS	NO	1	4,500
8903910060	SAILBOATS WITHOUT AUXIL MT NESOI	NO	14	18,000
8903910075	SAILBOATS WITHOUT AUX MOTOR > 6.5M BUT <= 9.2M	NO	1	26,500
8903920075	INBOARD POWERED MOTORBOATS,EXCED 8M,LENGTH	NO	1	42,000
8903992000	OUTBOARD MOTORBOATS	NO	3	75,500
8903999000	YACHTS & OTH VESSELS FOR PLEASURE OR SPORTS, NESOI	NO	22	381,574
8906009090	VESSELS,NESOI, LIFEBOATS	X		3,400
8907900090	FLOATING STRUCTURES NESOI	X		11,125
	OPTICAL,PHOTOGRAPHIC,CINEMATOGRAPHIC, MEASURING,CHECKING,PRECISION,MEDICAL OR SURGICAL INSTRUMENTS AND APPARATUS; CLOCKS AND WATCHES; MUSICAL INSTRUMENTS; PARTS AND ACCESSORIES THEREOF.....	TOTAL		3,656,550
	OPTICAL,PHOTOGRAPHIC,CINEMATOGRAPHIC, MEASURING,CHECKING,PRECISION,MEDICAL OR SURGICAL INSTRUMENTS AND APPARATUS; PARTS AND ACCESSORIES THEREOF.....	TOTAL		2,919,325
9002119000	LENSES FOR CAMERAS,PHOTOGRAPHIC ENLARGERS, NESOI	X		6,152
9002204000	FILTERS AND PARTS FOR PHOTOGRAPHIC USE	X		8,800
9004100000	SUNGLASSES	DOZ	10	7,200
9004900000	SPECTACLES, ETC, CORRECTIVE, PROTECTIVE, NESOI	DOZ	121	232,000
9005100040	PRISM BINOCULARS NESOI	NO	304	14,963
9006100000	CAMERAS USE IN PREPARING PRINTING PLATES/CYLINDERS	NO	1	7,192
9006510000	CAMERAS W LENS VIEWFINDER, FOR FILM WIDTH <=35 MM	NO	72	19,636
9006520000	PHOTO CAMERAS FOR ROLL FILM OF A WIDTH LESS 35 MM	NO	5	16,265
9006530000	PHOTO CAMERAS FOR ROLL FILM OF A WIDTH OF 35 MM	NO	1,217	238,591
9006590000	PHOTOGRAPHIC (OTHER THAN CINEMATOGRAPHIC) CAMERAS,	NO	16	3,199
9006690000	PHOTOGRAPHIC FLASHLIGHT APPARATUS& FLASHBULB NESOI	X		29,774
9006910000	PARTS AND ACCESSORIES FOR PHOTOGRAPHIC CAMERAS	X		33,297
9006990000	PTS, PHOTOGRAPHIC FLASHLIGHT EXC OF HEADING 8539,	X		17,748
9007910000	PARTS AND ACCESSORIES FOR CAMERAS	X		11,430
9007920000	PARTS AND ACCESSORIES FOR PROJECTORS	X		8,500
9008400000	PHOTOGRAPHIC EXC CINEMATOGRAPHIC ENLARGERS&REDUCER	NO	1	5,000

TABLE - 6 SHIPMENTS OF MERCHANDISE FROM PUERTO RICO TO VIRGIN ISLANDS,
BY COMMODITY: FISCAL YEAR 2001

COMM CODE	DESCRIPTION	UNIT	QUANTITY	VALUE - $
9009110000	ELECTROSTATIC PHOTOCOPYING IMAGE DIRECTLY ON COPY	NO	10	59,351
9009900000	PART AND ACCESSORIES OF PHOTOCOPYING APPARATUS	X		3,108
9010100000	APPARATUS & EQUIP, AUTOMATIC DEVELOPING PHOTO FILM	X		4,110
9010505000	PHOTOGRAPHIC FILM VIEWERS, TITLERS, NESOI	X		8,983
9010900000	PTS & ACCESS OF APPRT & EQUIP FOR PHOTO/CINEMA LAB	X		126,995
9013104000	PERISCOPES, DESIGNED TO FORM PTS OF MACHINES,NESOI	NO	1	3,000
9014202000	OPTICAL INST&APPLN, AERONAUTICAL/SPACE NAVIGATION	NO	1	100,000
9015400000	PHOTOGRAMMETRICAL SURVEYING INSTRUMENTS & APPLNCES	X		3,000
9015808080	SURVEYING, HYDROGRAPHIC, ETC. INST & APPLN, NESOI	X		10,000
9017208040	HAND-OPERATED INPUT DEVICES, DIGITIZERS	NO	33	33,104
9018110040	ELECTROCARDIOGRAPHS	NO	18	3,277
9018110080	PARTS AND ACCESSORIES FOR ELECTROCARDIOGRAPHS	X		4,900
9018194000	APPARATUS, FUNCTIONAL EXPLORATORY EXAMINATION& PTS	X		10,042
9018199550	ELECTRO-DIAGNOSTIC APPARATUS, NESOI	X		12,000
9018199560	PTS & ACCESSORIES FOR ELECTRO-DIAGNOSTIC APPARATUS	X		515,687
9018310090	PTS FOR SYRINGS, WITH OR WITHOUT THEIR NEEDLES	X		15,497
9018390030	BOUGIES, CATHETERS, DRAINS & SONDES & PTS & ACCESS	X		22,310
9018390050	CANNULAE AND THE LIKE AND PART AND ACCESSORIES	X		35,000
9018906000	ELECTRO-SURGICAL INSTRUMENTS & APPLIANCES & PARTS	X		4,943
9018907020	DIALYSIS INSTRUMENTS AND APPARATUS	X		49,546
9018907060	OTHER THERAPEUTIC APPLIANCES AND INSTRUMENTS,NESOI	X		320,079
9018907080	ELECTRO-MEDICAL INST & APPLIANCES & PARTS, NESOI	X		5,550
9018908000	INST & APPLIANCES FOR MEDICAL,SURGICAL, ETC,NESOI	X		60,001
9019200000	OZONE,OXYGEN,ETC THERAPY, RESPIRATION APPARATUS,PT	X		17,718
9020008000	BREATHING APPLN & GAS MASK, & PARTS & ACCESS,NESOI	X		7,809
9022140000	APPTS BASE ON X-RAY, MEDICAL,SURGICAL,VETNRY,NESOI	X		11,146
9022190000	APPARATUS BASE ON X-RAY FOR OTH USE,EX MEDICAL,ETC	X		3,000
9022294000	APPTS, ALPHA,BETA,ETC RADIATION FOR SMOKE DETECTOR	NO	1	2,690
9022300000	X-RAY TUBES	NO	8	68,255
9023000000	INST, APPTS&MODELS,FOR DEMONSTRATIONAL USE& PARTS	X		6,997
9024900000	PTS, MACHINE & APPLN, TEST HARDNESS/STRENGTH, ETC	X		8,834
9025198040	CLINICAL THERMOMETERS, NT COMBIND W OTH INST,NESOI	NO	3,025	151,225
9025198080	THERMOMETERS, NT COMBINED WITH OTH INST, NESOI	NO	1	5,722
9026105000	FLOW METER FOR MEAS/CHECKING FLOW/LEVEL OF LIQUIDS	NO	5	13,548
9026107000	INST & APPRTS, MEAS/CHECK FLOW/LEVEL OF LIQ, NESOI	NO	1	2,690
9026200000	INST & APPRTS, MEASURING/CHECKING PRESSURE	NO	80	36,634
9026900000	PTS, INST & APPRTS MEASURE/CHECK VARIABLES LIQ/GAS	X		13,780
9027100000	GAS OR SMOKE ANALYSIS APPARATUS	X		3,691
9027205030	ELECTRICAL ELECTROPHORESIS INSTRUMENTS	NO	96	48,000
9027509000	INST,PHYSICAL/CHEM ANALYSIS OPT RADIATION,NESOI	NO	2	5,500
9027803200	CHEMICAL INSTRUMENTS AND APPARATUS, NESOI	NO	1	8,900
9027808000	INST, MEASURING/CHECKING VISCOSITY ETC, NESOI	NO	9	37,932
9027905430	PTS & ACCESS OF SCHB 9027.30.4040 & 9027.30.4080	X		33,027
9027908950	PTS & ACCESS OF INST & APPTS FOR PHYSICAL/CHEM ETC	X		5,000
9028200000	LIQUID METERS	NO	100	8,894
9028300000	ELECTRICITY METERS	NO	1	9,170
9028900080	PTS &ACCESSORIES,GAS,LIQUID OR PRODUCTION METERS	X		4,205
9030310000	MULTIMETERS	NO	12	14,750
9030390040	APPARATUS TO TEST VOLTAGE OR CURRENT OR RESISTANCE	X		3,230
9030390080	INST&APPTS FOR MEASURING/CHECKING POWER, NESOI	X		109,175
9030400000	OTH INST, SPECIALLY DESIGNED FOR TELECOMMUNICATION	X		58,028
9030820000	INST TO CHECK SEMICONDUCT WAFERS &SUCH THAT RECORD	NO	10	10,000
9030890000	INST,MEASURING/CHECKING ELECTRICAL QUANTITIE,NESOI	X		3,550
9031410000	OPTICAL INST FOR INSPECTING SEMICONDUCTOR WAFERS	NO	2	27,753
9031808060	EQUIP, TESTING ELEC CHARACTERISTICS OF ENGINES	X		54,125
9031808070	EQUIP, TESTING EXC ELEC CHARACTERISTICS OF ENGINES	X		12,650
9031808080	MEASURE/CHECK INST,APPLN&MACHINES,NESOI IN CHAP 90	X		33,238
9031900000	PTS, OF MACH NESOI IN THIS CHAP,& PROFILE PROJECTR	X		4,741
9032810080	HYDRAULIC&PNEUMATIC INST&APPRTS, EXC INDUSTRIAL	NO	7	3,488
	CLOCKS AND WATCHES AND PARTS THEREOF.....	TOTAL		662,172
9101110000	WRST WATCH, ELEC OPER,PRECIOUS METAL, MECH DISPLAY	NO	1,191	100,577
9101210000	WRST WATCH, NT BATTERY, PRECIOUS METAL, AUTOMATIC	NO	1	3,716
9102110000	WRST WATCH, ELEC OPER,MECHANICAL DISPLY,BASE METAL	NO	3,039	95,353
9102190000	WRIST WATCHES, ELEC OPR,W OTHER DISPLY, BASE METAL	NO	2,078	64,332
9102210000	WRST WATCH, NT BATTERY, CASE BASE METAL, AUTOMATIC	NO	15,860	348,909

TABLE - 6 SHIPMENTS OF MERCHANDISE FROM PUERTO RICO TO VIRGIN ISLANDS,
BY COMMODITY: FISCAL YEAR 2001

COMM CODE	DESCRIPTION	UNIT	QUANTITY	VALUE - $
9102990000	OTH WATCH, BASE METAL, NT ELEC OPR,EXC WRIST WATCH	NO	217	6,085
9113100000	WATCH BANDS ETC,OF PRCS METAL/METAL CLAD W PRCS MT	X		3,000
9114200000	CLOCK OR WATCH JEWELS	NO	400	40,200
	MUSICAL INSTRUMENTS; PARTS AND ACCESSORIES OF SUCH ARTICLES.....	TOTAL		75,053
9201900000	PIANOS, NESOI	NO	33	19,350
9202903000	GUITARS	NO	1	3,850
9202906000	STRING MUSICAL INSTRUMENTS, NESOI	NO	29	4,696
9209920000	PTS & ACCESSORIES FOR MUSICAL INST OF HEADING 9202	X		13,200
9209990000	PTS & ACCESSORIES FOR EX. CARDS, DISCS, ETC, NESOI	X		33,957
	MISCELLANEOUS MANUFACTURED ARTICLES.....	TOTAL		2,195,340
	FURNITURE;BEDDING,MATTRESSES,MATTRESS SUPPORTS,CUSHIONS AND SIMILAR STUFFED FURNISHINGS;LAMPS AND LIGHTING FITTINGS, NOT ELSEWHERE SPECIFIED OR INCLUDED; ILLUMINATED SIGNS, ILLUMINATED NAME-PLATES AND THE LIKE,PREFABRICATED BUILDINGS.....	TOTAL		1,788,660
9401616000	SEATS WITH WOODEN FRAMES, UPHOLSTERED, NESOI	NO	376	18,550
9401710000	SEATS WITH METAL FRAMES, UPHOLSTERED	NO	186	49,825
9401800000	SEATS OTHER THAN OF METAL OR WOODEN FRAMES, NESOI	NO	1,225	61,331
9402100000	DENTISTS', BARBERS OR SIMILAR CHAIRS AND PARTS	X		60,213
9402900020	MEDICAL SURGICAL DENTAL/VETERNARY FURNITURE, NESOI	X		13,620
9403100040	METAL FURNITURE OF A KIND USED IN OFFICE, NESOI	X		116,757
9403200010	METAL FURNITURE OF A KIND USED IN HOUSEHOLD	X		384,302
9403200020	METAL FURNITURE COUNTERS, LOCKERS ETC, EXC OFFICE	X		17,354
9403200030	METAL FURNITURE AND PARTS, NESOI	X		44,541
9403300000	WOODEN FURNITURE OF A KIND USED IN OFFICES	X		28,875
9403409060	WOODEN CABINET, FOR USE IN THE KITCHEN	X		15,980
9403500000	WOODEN FURNITURE OF A KIND USED IN THE BEDROOM	X		29,009
9403600000	WOODEN FURNITURE, NESOI	X		286,216
9403700000	FURNITURE OF PLASTICS	X		185,315
9403907000	FURNITURE PARTS OF WOOD	X		4,929
9403909000	PARTS OF FURNITURE NESOI	X		28,385
9404100000	MATTRESS SUPPORTS	NO	375	23,826
9404210000	MATTRESS OF CELLULAR RUBBER OR PLASTICS	NO	366	56,404
9404290000	MATTRESSES OF OTHER THAN CELLULAR RUB/PLASTICS	NO	938	142,992
9405101000	CHANDELIERS & OTH ELEC CEILING/WALL LGHT,HOUSEHOLD	NO	1,159	86,745
9405103000	CHANDELIERS, ELEC CEILING/WALL LGHT, EXC HOUSEHOLD	NO	362	92,000
9405400000	ELECTRIC LAMPS AND LIGHTING FITTINGS, NESOI	NO	19	24,396
9405600000	ILLUMINATED SIGNS, ILLUMINATED NAMEPLATES AND THE	NO	164	3,295
9405990000	PARTS FOR LAMPS AND LIGHTING FITTINGS, NESOI	X		13,800
	TOYS,GAMES AND SPORTS EQUIPMENT; PARTS AND ACCESSORIES THEREOF.....	TOTAL		245,846
9502990000	PTS FOR DOLLS REPRESENTING ONLY HUMAN BEINGS,NESOI	X		32,451
9503490000	TOYS ANMLS OR NON HMN CRTURES NT STFFD AND PRTS	X		2,812
9503700000	TOYS, PUT UP IN SETS OR OUTFITS & PTS & ACC, NESOI	NO	1,385	17,041
9504300010	VIDEO GAMES, COIN-OR TOKEN-OPERATED	X		91,000
9504904000	GAMES MACHINES, EXC COIN-OR TOKEN-OPERATED, PTS	X		2,838
9504909080	ARTICLES FOR ARCADE, TABLE OR PARLOR GAMES, NESOI	X		15,000
9505906000	FESTIVE, OR OTHER ENTERTAINMENT ARTICLES, NESOI	X		61,876
9506116000	PARTS AND ACCESSORIES FOR SNOW-SKI, EXC SKI POLES	X		20,000
9506997000	ARTICLES & EQUIP FOR GYMNASTICS, NESOI	X		2,828
	MISCELLANEOUS MANUFACTURED ARTICLES.....	TOTAL		160,834
9602001040	UNFILLED GELATIN CAPSULES	THS	32,566	120,452
9603300000	ARTISTS BRUSHES, & SIMILAR BRUSHES FOR COSEMTICS	NO	10,233	7,563
9603404050	PAINT,DISTEMPR,VARNISH OR SIMILR BRUSHES,EX 960330	NO	807	8,153
9612101000	RIBBONS <30MM IN PLST/MTL CRTRDGES FOR TYPEWRITERS	DOZ	12	3,581

TABLE - 6 SHIPMENTS OF MERCHANDISE FROM PUERTO RICO TO VIRGIN ISLANDS,
BY COMMODITY: FISCAL YEAR 2001

COMM CODE	DESCRIPTION	UNIT	QUANTITY	VALUE - $
9614202000	PIPES AND PIPE BOWLS, NESOI	NO	6	18,109
9614904000	SMOKING PIPE, CIGAR/CIGARETTE HLDRS OF METAL,NESOI	X		2,976
	WORK OF ART,COLLECTORS PIECES AND ANTIQUES.....	TOTAL		
	WORK OF ART,COLLECTORS PIECES AND ANTIQUES.....	TOTAL		8,920
9701100000	PAINTINGS, DRAWING AND PASTELS EXC OF HEADING 4906	X		5,000
9703000000	ORIGINAL SCULPTURES AND STATUARY, IN ANY MATERIAL	X		3,920
	SPECIAL CLASSIFICATION PROVISIONS.....	TOTAL		538,107
	SPECIAL CLASSIFICATION PROVISIONS.....	TOTAL		538,107
9801100000	VALUE OF REPAIR/ALTER ARTICLES PREVIOUS IMPORTED	X		6,878
9809005000	SHIPMENTS UNDER $20,001, NOT IDENTIFIED BY KIND	X		531,229

COPIA DE ESTE DOCUMENTO PUEDE OBTENERSE EN:

JUNTA DE PLANIFICACION
CENTRO DE INFORMACION Y SERVICIOS
(CIS)

CENTRO GUBERNAMENTAL MINILLAS
EDIFICIO NORTE, PISO 12
TEL. 723-6200, Ext. 4239

APARTADO 41119
SANTURCE, PUERTO RICO 00940-9985

PRECIO POR COPIA: $14.00