

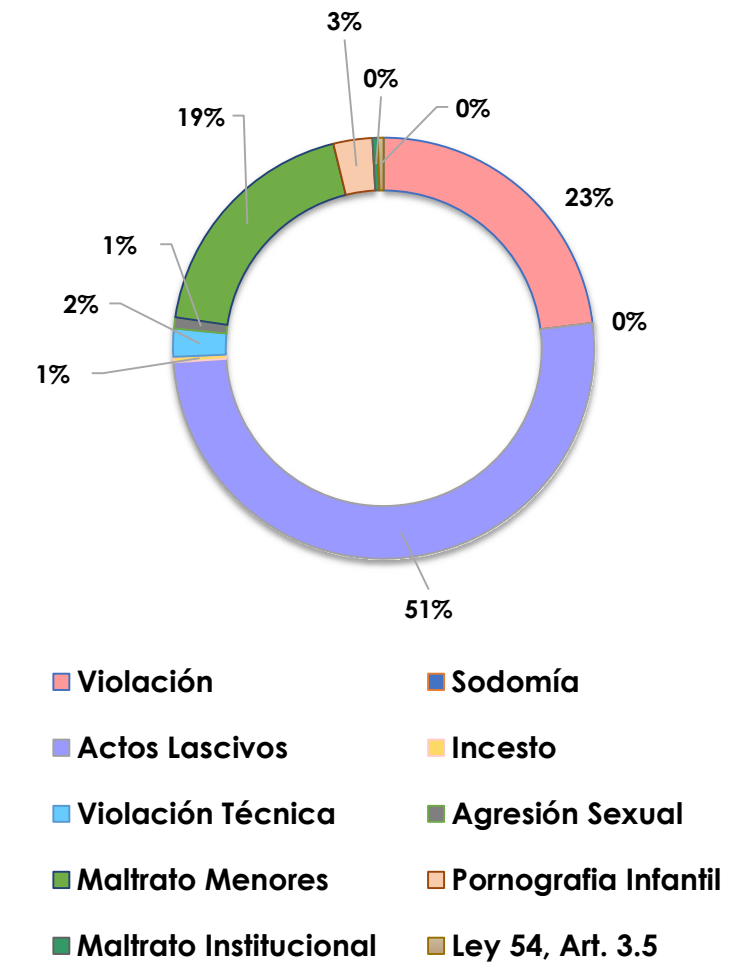


Delitos Sexuales Año 2025

I. Delitos sexuales según tipo de agresión

| Región | Violación | Sodomía | Actos Lascivos | Incesto | Violación Técnica | Agresión Sexual | Maltrato Menores | Pornografía Infantil | Maltrato Institucional | Ley 54, Art. 3.5 | Total |
|--------------|-----------|----------|----------------|----------|-------------------|-----------------|------------------|----------------------|------------------------|------------------|------------|
| Aguadilla | 2 | 0 | 7 | 0 | 0 | 0 | 6 | 0 | 0 | 0 | 15 |
| Aibonito | 0 | 0 | 4 | 0 | 1 | 0 | 0 | 1 | 1 | 0 | 7 |
| Arecibo | 1 | 0 | 7 | 0 | 0 | 2 | 9 | 1 | 0 | 0 | 20 |
| Bayamón | 8 | 0 | 27 | 0 | 0 | 0 | 0 | 0 | 0 | 0 | 35 |
| Caguas | 2 | 0 | 13 | 0 | 0 | 0 | 10 | 0 | 0 | 0 | 25 |
| Carolina | 3 | 0 | 7 | 0 | 0 | 0 | 0 | 0 | 0 | 0 | 10 |
| Fajardo | 6 | 0 | 3 | 0 | 0 | 0 | 0 | 0 | 0 | 0 | 9 |
| Guayama | 1 | 0 | 2 | 1 | 0 | 0 | 4 | 1 | 0 | 0 | 9 |
| Humacao | 0 | 0 | 4 | 0 | 2 | 0 | 0 | 1 | 0 | 0 | 7 |
| Mayagüez | 2 | 0 | 8 | 0 | 1 | 0 | 0 | 0 | 0 | 1 | 12 |
| Ponce | 7 | 0 | 15 | 0 | 1 | 0 | 0 | 0 | 0 | 0 | 23 |
| San Juan | 20 | 0 | 20 | 0 | 0 | 0 | 15 | 3 | 0 | 0 | 58 |
| Utuado | 2 | 0 | 2 | 0 | 0 | 0 | 0 | 0 | 0 | 0 | 4 |
| Total | 54 | 0 | 119 | 1 | 5 | 2 | 44 | 7 | 1 | 1 | 234 |

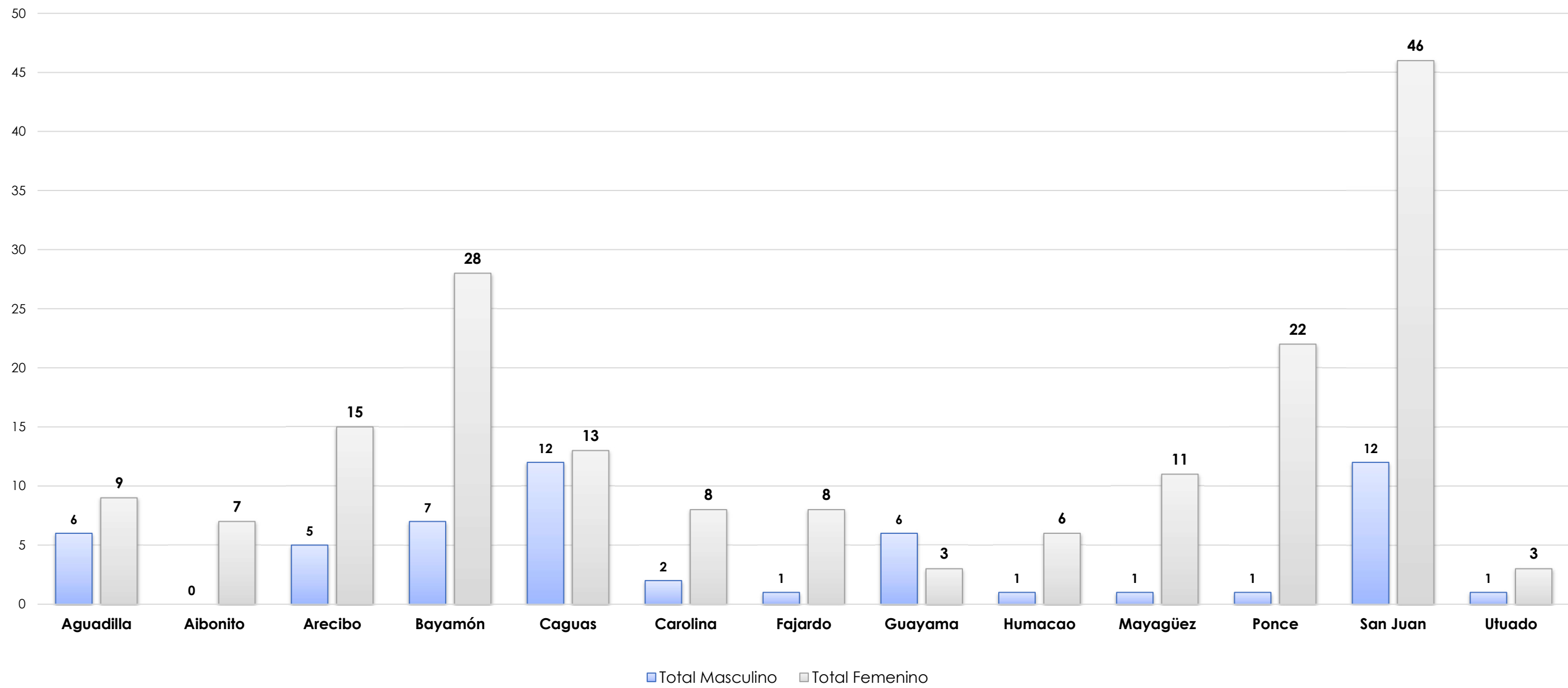
Delitos sexuales según tipo de agresión



II. Delitos sexuales según agresión y sexo

| Región | Violación | | Sodomía | | Actos Lascivos | | Incesto | | Violación Técnica | | Agresión Sexual | | Maltrato Menores | | Pornografía Infantil | | Maltrato Institucional | | Violacion Estatutaria | | Ley 54, Art. 3.5 | | Total | |
|--------------|-----------|-----------|----------|----------|----------------|-----------|----------|----------|-------------------|----------|-----------------|----------|------------------|-----------|----------------------|----------|------------------------|----------|-----------------------|----------|------------------|----------|-----------|------------|
| | Masc | Fem | Masc | Fem | Masc | Fem | Masc | Fem | Masc | Fem | Masc | Fem | Masc | Fem | Masc | Fem | Masc | Fem | Masc | Fem | Masc | Fem | Masc | Fem |
| Aguadilla | 0 | 2 | 0 | 0 | 3 | 4 | 0 | 0 | 0 | 0 | 0 | 0 | 3 | 3 | 0 | 0 | 0 | 0 | 0 | 0 | 0 | 0 | 6 | 9 |
| Aibonito | 0 | 0 | 0 | 0 | 0 | 4 | 0 | 0 | 0 | 1 | 0 | 0 | 0 | 0 | 0 | 1 | 0 | 1 | 0 | 0 | 0 | 0 | 0 | 7 |
| Arecibo | 0 | 1 | 0 | 0 | 2 | 5 | 0 | 0 | 0 | 0 | 0 | 2 | 3 | 6 | 0 | 1 | 0 | 0 | 0 | 0 | 0 | 0 | 5 | 15 |
| Bayamón | 1 | 7 | 0 | 0 | 6 | 21 | 0 | 0 | 0 | 0 | 0 | 0 | 0 | 0 | 0 | 0 | 0 | 0 | 0 | 0 | 0 | 0 | 7 | 28 |
| Caguas | 1 | 1 | 0 | 0 | 3 | 10 | 0 | 0 | 0 | 0 | 0 | 0 | 8 | 2 | 0 | 0 | 0 | 0 | 0 | 0 | 0 | 0 | 12 | 13 |
| Carolina | 0 | 3 | 0 | 0 | 2 | 5 | 0 | 0 | 0 | 0 | 0 | 0 | 0 | 0 | 0 | 0 | 0 | 0 | 0 | 0 | 0 | 0 | 2 | 8 |
| Fajardo | 0 | 6 | 0 | 0 | 1 | 2 | 0 | 0 | 0 | 0 | 0 | 0 | 0 | 0 | 0 | 0 | 0 | 0 | 0 | 0 | 0 | 0 | 1 | 8 |
| Guayama | 0 | 1 | 0 | 0 | 2 | 0 | 0 | 1 | 0 | 0 | 0 | 0 | 3 | 1 | 1 | 0 | 0 | 0 | 0 | 0 | 0 | 0 | 6 | 3 |
| Humacao | 0 | 0 | 0 | 0 | 0 | 4 | 0 | 0 | 1 | 1 | 0 | 0 | 0 | 0 | 0 | 1 | 0 | 0 | 0 | 0 | 0 | 0 | 1 | 6 |
| Mayagüez | 0 | 2 | 0 | 0 | 1 | 7 | 0 | 0 | 0 | 1 | 0 | 0 | 0 | 0 | 0 | 0 | 0 | 0 | 0 | 0 | 0 | 1 | 1 | 11 |
| Ponce | 0 | 7 | 0 | 0 | 1 | 14 | 0 | 0 | 0 | 1 | 0 | 0 | 0 | 0 | 0 | 0 | 0 | 0 | 0 | 0 | 0 | 0 | 1 | 22 |
| San Juan | 4 | 16 | 0 | 0 | 3 | 17 | 0 | 0 | 0 | 0 | 0 | 0 | 4 | 11 | 1 | 2 | 0 | 0 | 0 | 0 | 0 | 0 | 12 | 46 |
| Utüado | 1 | 1 | 0 | 0 | 0 | 2 | 0 | 0 | 0 | 0 | 0 | 0 | 0 | 0 | 0 | 0 | 0 | 0 | 0 | 0 | 0 | 0 | 1 | 3 |
| Total | 7 | 47 | 0 | 0 | 24 | 95 | 0 | 1 | 1 | 4 | 0 | 2 | 21 | 23 | 2 | 5 | 0 | 1 | 0 | 0 | 0 | 1 | 55 | 179 |

Total de víctimas de agresión sexual por sexo

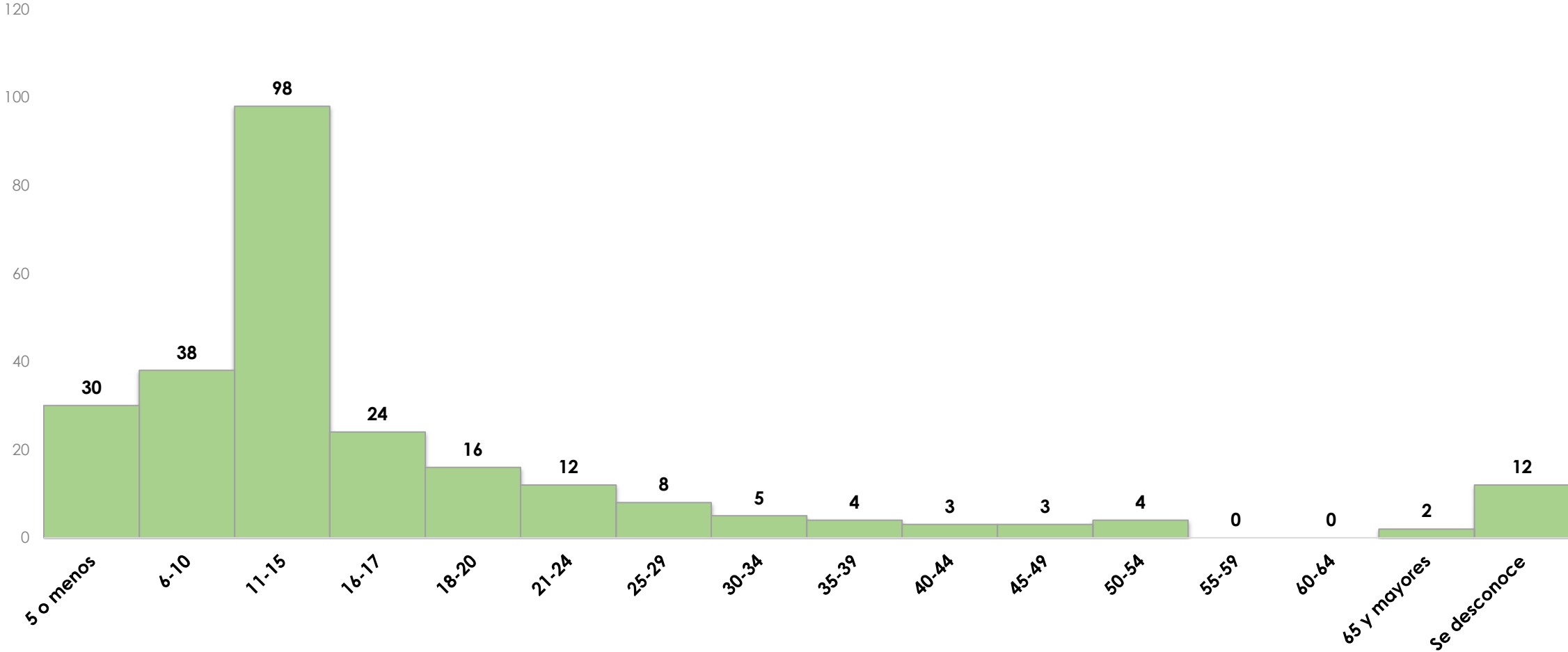


Estadísticas de la Unidad de Delitos Sexuales y Maltrato a Menores - Año 2025

I. Víctimas

| Área policiaca | | | | | | | | | | | | | | |
|----------------|-----------|----------|-----------|-----------|-----------|-----------|----------|----------|----------|-----------|-----------|-----------|-----------|------------|
| Grupo de Edad | Aguadilla | Aibonito | Arecibo | Bayamón | Caguas | Carolina | Fajardo | Guayama | Humacao | Mayagüez | Ponce | San Juan | Utado | Total |
| 5 o menos | 1 | 0 | 5 | 7 | 2 | 3 | 0 | 2 | 0 | 5 | 2 | 3 | 0 | 30 |
| 6-10 | 2 | 1 | 4 | 7 | 2 | 3 | 3 | 1 | 1 | 2 | 5 | 6 | 1 | 38 |
| 11-15 | 5 | 5 | 7 | 14 | 9 | 7 | 1 | 5 | 5 | 5 | 11 | 18 | 6 | 98 |
| 16-17 | 4 | 0 | 2 | 1 | 3 | 2 | 2 | 0 | 1 | 0 | 1 | 6 | 2 | 24 |
| 18-20 | 2 | 0 | 1 | 5 | 1 | 1 | 1 | 0 | 0 | 0 | 0 | 5 | 0 | 16 |
| 21-24 | 0 | 1 | 0 | 2 | 1 | 0 | 0 | 0 | 0 | 2 | 0 | 5 | 1 | 12 |
| 25-29 | 0 | 0 | 0 | 1 | 0 | 0 | 0 | 0 | 0 | 1 | 1 | 5 | 0 | 8 |
| 30-34 | 0 | 0 | 0 | 1 | 0 | 0 | 2 | 0 | 0 | 0 | 0 | 2 | 0 | 5 |
| 35-39 | 0 | 0 | 1 | 1 | 0 | 0 | 0 | 1 | 0 | 0 | 0 | 1 | 0 | 4 |
| 40-44 | 0 | 0 | 0 | 0 | 1 | 0 | 0 | 0 | 0 | 0 | 0 | 2 | 0 | 3 |
| 45-49 | 0 | 0 | 0 | 0 | 1 | 0 | 0 | 0 | 0 | 0 | 0 | 2 | 0 | 3 |
| 50-54 | 1 | 0 | 0 | 1 | 0 | 0 | 0 | 0 | 0 | 0 | 1 | 1 | 0 | 4 |
| 55-59 | 0 | 0 | 0 | 0 | 0 | 0 | 0 | 0 | 0 | 0 | 0 | 0 | 0 | 0 |
| 60-64 | 0 | 0 | 0 | 0 | 0 | 0 | 0 | 0 | 0 | 0 | 0 | 0 | 0 | 0 |
| 65 y mayores | 0 | 0 | 0 | 0 | 0 | 0 | 0 | 0 | 0 | 0 | 1 | 1 | 0 | 2 |
| Se desconoce | 0 | 0 | 0 | 6 | 5 | 0 | 0 | 0 | 0 | 0 | 0 | 1 | 0 | 12 |
| Total | 15 | 7 | 20 | 46 | 25 | 16 | 9 | 9 | 7 | 15 | 22 | 58 | 10 | 259 |

Total de víctimas desagregado por grupo de edad

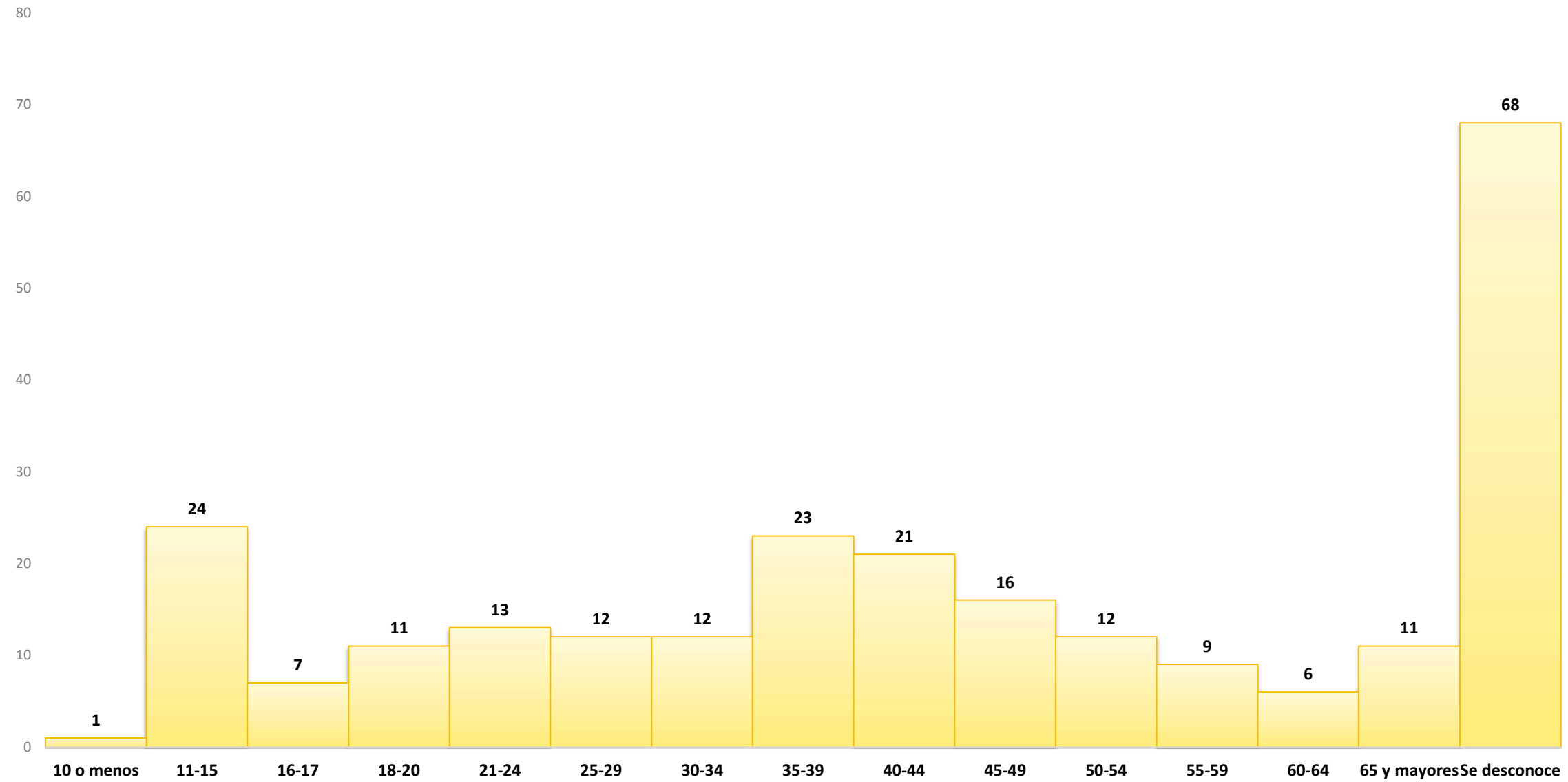


Datos suministrados por la Oficina de Estadísticas y la Unidad de Delitos Sexuales y Maltrato de Menores del Negociado de la Policía de Puerto Rico. Datos acumulados hasta el 28 de febrero de 2025. Datos preliminares recibidos el 11 de marzo de 2025.

II. Ofensores

| Grupo de Edad | Área policiaca | | | | | | | | | | | | | Total |
|---------------|----------------|----------|-----------|-----------|-----------|-----------|----------|----------|----------|-----------|-----------|-----------|-----------|------------|
| | Aguadilla | Aibonito | Arecibo | Bayamón | Caguas | Carolina | Fajardo | Guayama | Humacao | Mayagüez | Ponce | San Juan | Utado | |
| 10 o menos | 0 | 0 | 0 | 0 | 0 | 0 | 0 | 0 | 0 | 0 | 1 | 0 | 0 | 1 |
| 11-15 | 0 | 0 | 2 | 6 | 5 | 0 | 2 | 0 | 2 | 2 | 2 | 3 | 0 | 24 |
| 16-17 | 0 | 0 | 0 | 0 | 2 | 1 | 0 | 0 | 0 | 1 | 0 | 3 | 0 | 7 |
| 18-20 | 1 | 0 | 1 | 0 | 4 | 1 | 0 | 1 | 1 | 1 | 1 | 0 | 0 | 11 |
| 21-24 | 1 | 0 | 1 | 2 | 2 | 0 | 0 | 0 | 2 | 2 | 1 | 1 | 1 | 13 |
| 25-29 | 0 | 0 | 3 | 0 | 1 | 1 | 0 | 1 | 0 | 2 | 3 | 1 | 0 | 12 |
| 30-34 | 2 | 0 | 1 | 1 | 1 | 1 | 0 | 0 | 0 | 0 | 3 | 2 | 1 | 12 |
| 35-39 | 2 | 0 | 2 | 1 | 2 | 4 | 0 | 1 | 1 | 0 | 2 | 5 | 4 | 23 |
| 40-44 | 1 | 0 | 2 | 4 | 0 | 2 | 1 | 1 | 0 | 1 | 0 | 9 | 0 | 21 |
| 45-49 | 1 | 0 | 3 | 4 | 0 | 1 | 1 | 1 | 0 | 0 | 0 | 5 | 0 | 16 |
| 50-54 | 2 | 1 | 2 | 0 | 0 | 0 | 0 | 1 | 0 | 0 | 1 | 4 | 1 | 12 |
| 55-59 | 1 | 0 | 0 | 6 | 0 | 0 | 0 | 0 | 0 | 1 | 0 | 1 | 0 | 9 |
| 60-64 | 1 | 1 | 0 | 0 | 1 | 1 | 0 | 0 | 1 | 0 | 0 | 0 | 1 | 6 |
| 65 y mayores | 0 | 0 | 2 | 3 | 1 | 1 | 1 | 0 | 1 | 1 | 1 | 0 | 0 | 11 |
| Se desconoce | 0 | 5 | 1 | 19 | 6 | 1 | 0 | 3 | 0 | 0 | 7 | 24 | 2 | 68 |
| Total | 12 | 7 | 20 | 46 | 25 | 14 | 5 | 9 | 7 | 11 | 22 | 58 | 10 | 246 |

Total de agresores desagregado por grupo de edad



III. Relación víctima/ofensor

| Relación | Área policiaca | | | | | | | | | | | | | Total |
|---------------------|----------------|----------|-----------|-----------|-----------|-----------|----------|----------|----------|-----------|-----------|-----------|-----------|------------|
| | Aguadilla | Aibonito | Arecibo | Bayamón | Caguas | Carolina | Fajardo | Guayama | Humacao | Mayagüez | Ponce | San Juan | Utado | |
| Cónyuge | 0 | 0 | 0 | 0 | 0 | 0 | 0 | 0 | 0 | 0 | 0 | 0 | 0 | 0 |
| Consensual | 0 | 0 | 0 | 0 | 0 | 0 | 0 | 0 | 0 | 0 | 0 | 0 | 0 | 0 |
| Padre/madre | 4 | 1 | 8 | 0 | 7 | 2 | 0 | 4 | 0 | 0 | 1 | 10 | 4 | 41 |
| Hermano/a | 1 | 0 | 1 | 0 | 1 | 0 | 0 | 0 | 0 | 0 | 0 | 0 | 0 | 3 |
| Hijo/a | 0 | 0 | 0 | 0 | 0 | 0 | 0 | 0 | 0 | 0 | 0 | 0 | 0 | 0 |
| Abuelo/a | 1 | 0 | 0 | 1 | 0 | 1 | 0 | 0 | 1 | 1 | 0 | 2 | 1 | 8 |
| Nieto/a | 0 | 0 | 0 | 0 | 0 | 0 | 0 | 0 | 0 | 0 | 0 | 0 | 0 | 0 |
| Pariente político | 0 | 0 | 0 | 0 | 0 | 0 | 0 | 0 | 1 | 0 | 2 | 3 | 1 | 7 |
| Padrastra/madrastra | 2 | 0 | 3 | 4 | 0 | 1 | 1 | 1 | 0 | 0 | 6 | 6 | 1 | 25 |
| Hijastro/a | 0 | 0 | 0 | 0 | 0 | 0 | 0 | 0 | 0 | 0 | 0 | 0 | 0 | 0 |
| Hermanastro/a | 0 | 0 | 0 | 0 | 0 | 0 | 0 | 0 | 0 | 0 | 0 | 0 | 0 | 0 |
| Otro familiar | 0 | 2 | 3 | 8 | 3 | 4 | 1 | 0 | 0 | 1 | 2 | 0 | 0 | 24 |
| Conocido | 5 | 1 | 2 | 14 | 6 | 7 | 2 | 2 | 4 | 6 | 3 | 13 | 0 | 65 |
| Maestro/a | 1 | 1 | 0 | 2 | 1 | 1 | 0 | 0 | 0 | 0 | 0 | 2 | 0 | 8 |
| Amigo/a | 0 | 0 | 0 | 0 | 3 | 0 | 0 | 0 | 0 | 1 | 0 | 1 | 1 | 6 |
| Vecino/a | 1 | 0 | 0 | 0 | 1 | 0 | 0 | 0 | 0 | 0 | 2 | 1 | 0 | 5 |
| Novio/a | 0 | 0 | 1 | 0 | 0 | 0 | 0 | 0 | 1 | 0 | 0 | 2 | 0 | 4 |
| Desconocido | 0 | 2 | 2 | 4 | 1 | 1 | 3 | 2 | 0 | 2 | 4 | 10 | 2 | 33 |
| Ninguna relación | 0 | 0 | 0 | 13 | 2 | 0 | 0 | 0 | 0 | 0 | 2 | 8 | 0 | 25 |
| Total | 15 | 7 | 20 | 46 | 25 | 17 | 7 | 9 | 7 | 11 | 22 | 58 | 10 | 254 |

Relación Víctima/Ofensor

